

**Essex LMCs
GP Practices
Workforce Information
for
Ratio of Male and Female GP's**

January 2025

Index

Male : Female Ratio Data

- 3 - Summary
- 4 - Essex Overall
- 6 - North East Essex
- 8 - West Essex
- 10 - Mid Essex
- 12 - Basildon & Brentwood
- 14 - Thurrock
- 16 - Castle Point & Rochford (CPR)
- 18 - Southend

Summary

- This report presents data about male and female GPs working in Primary Care in Essex and each individual locality
- It is a snapshot of the male and female Primary Care GP workforce for January 2025
- Full Time Equivalent (FTE) is a standardised measure, 1.0 FTE equates to full-time work of 37.5 hours per week
- Headcount is the number of people working in a role
- NHS Digital is the source of the information
- A guide has been produced by NHS Digital for help with interpreting information with this document including:

Interpreting figures

Full-time equivalent (FTE) and headcount figures

Full-time equivalent calculations

Locum GPs





GPs in training

The guide for January 2025 is available here: [Using this publication - NDRS \(digital.nhs.uk\)](#)

Essex Overall
GP Workforce Information
Male : Female Ratio

January 2025





GPs in Essex Primary Care - Male : Female Ratio

	GP Partners	GP Regular Locums	GP Retainers	GPs in Training Grades	Salaried GPs
	Male HC = 305 FTE = 298	Male HC = 37 FTE = 17	Male HC = 2 FTE = 1	Male HC = 121 FTE = 121	Male HC = 106 FTE = 84
	Female HC = 212 FTE = 186	Female HC = 44 FTE = 17	Female HC = 10 FTE = 4	Female HC = 176 FTE = 157	Female HC = 300 FTE = 174
	Other/Unknown HC = 5 FTE = 4	Other/Unknown HC = 2 FTE = 1	Other/Unknown HC = 0 FTE = 0	Other/Unknown HC = 0 FTE = 0	Other/Unknown HC = 4 FTE = 2
	Head Count Male = 58.4% Female = 40.6% Oth/Unk = 1%	Head Count Male = 44.6% Female = 53% Oth/Unk = 2.4%	Head Count Male = 16.7% Female = 83.3% Oth/Unk = 0%	Head Count Male = 40.7% Female = 59.3% Oth/Unk = 0%	Head Count Male = 25.9% Female = 73.2% Oth/Unk = 0.9%
	FTE Male = 61.1% Female = 38.1% Oth/Unk = 0.8%	FTE Male = 48.6% Female = 48.6% Oth/Unk = 2.8%	FTE Male = 20% Female = 80% Oth/Unk = 0%	FTE Male = 43.5% Female = 56.5% Oth/Unk = 0%	FTE Male = 32.3% Female = 66.9% Oth/Unk = 0.8%

**North East Essex
GP Workforce Information
Male : Female Ratio**

January 2025





GPs in North East Essex Primary Care - Male : Female Ratio

	GP Partners	GP Regular Locums	GP Retainers	GPs in Training Grades	Salaried GPs
	Male HC = 54 FTE = 51	Male HC = 2 FTE = 0	Male HC = 0 FTE = 0	Male HC = 17 FTE = 16	Male HC = 20 FTE = 17
	Female HC = 44 FTE = 39	Female HC = 3 FTE = 1	Female HC = 3 FTE = 2	Female HC = 25 FTE = 22	Female HC = 61 FTE = 38
	Other/Unknown HC = 0 FTE = 0	Other/Unknown HC = 0 FTE = 0	Other/Unknown HC = 0 FTE = 0	Other/Unknown HC = 0 FTE = 0	Other/Unknown HC = 0 FTE = 0
	Head Count Male = 55.1% Female = 44.9% Oth/Unk = 0%	Head Count Male = 40% Female = 60% Oth/Unk = 0%	Head Count Male = 0% Female = 100% Oth/Unk = 0%	Head Count Male = 40.5% Female = 59.5% Oth/Unk = 0%	Head Count Male = 24.7% Female = 75.3% Oth/Unk = 0%
	FTE Male = 56.7% Female = 43.3% Oth/Unk = 0%	FTE Male = 0% Female = 100% Oth/Unk = 0%	FTE Male = 0% Female = 100% Oth/Unk = 0%	FTE Male = 42.1% Female = 57.9% Oth/Unk = 0%	FTE Male = 30.9% Female = 69.1% Oth/Unk = 0%

West Essex
GP Workforce Information
Male : Female Ratio

January 2025





GPs in West Essex Primary Care - Male : Female Ratio

	GP Partners	GP Regular Locums	GP Retainers	GPs in Training Grades	Salaried GPs
	Male HC = 62 FTE = 58	Male HC = 7 FTE = 5	Male HC = 2 FTE = 1	Male HC = 33 FTE = 33	Male HC = 20 FTE = 12
	Female HC = 22 FTE = 16	Female HC = 11 FTE = 2	Female HC = 3 FTE = 1	Female HC = 44 FTE = 39	Female HC = 62 FTE = 34
	Other/Unknown HC = 0 FTE = 0	Other/Unknown HC = 0 FTE = 0	Other/Unknown HC = 0 FTE = 0	Other/Unknown HC = 0 FTE = 0	Other/Unknown HC = 0 FTE = 0
	Head Count Male = 73.8% Female = 26.2% Oth/Unk = 0%	Head Count Male = 38.9% Female = 61.1% Oth/Unk = 0%	Head Count Male = 40% Female = 60% Oth/Unk = 0%	Head Count Male = 42.9% Female = 57.1% Oth/Unk = 0%	Head Count Male = 24.4% Female = 75.6% Oth/Unk = 0%
	FTE Male = 78.4% Female = 21.6% Oth/Unk = 0%	FTE Male = 71.4% Female = 28.6% Oth/Unk = 0%	FTE Male = 50% Female = 50% Oth/Unk = 0%	FTE Male = 45.8% Female = 54.2% Oth/Unk = 0%	FTE Male = 26.1% Female = 73.9% Oth/Unk = 0%

Mid Essex
GP Workforce Information
Male : Female Ratio

January 2025





GPs in Mid Essex Primary Care - Male : Female Ratio

	GP Partners	GP Regular Locums	GP Retainers	GPs in Training Grades	Salaried GPs
	Male HC = 54 FTE = 56	Male HC = 0 FTE = 0	Male HC = 0 FTE = 0	Male HC = 25 FTE = 25	Male HC = 18 FTE = 14
	Female HC = 56 FTE = 53	Female HC = 1 FTE = 1	Female HC = 0 FTE = 0	Female HC = 39 FTE = 36	Female HC = 91 FTE = 49
	Other/Unknown HC = 3 FTE = 3	Other/Unknown HC = 0 FTE = 0	Other/Unknown HC = 0 FTE = 0	Other/Unknown HC = 0 FTE = 0	Other/Unknown HC = 1 FTE = 1
	Head Count Male = 49.1% Female = 50.9% Oth/Unk = 2.7%	Head Count Male = 0% Female = 100% Oth/Unk = 0%	Head Count Male = 0% Female = 0% Oth/Unk = 0%	Head Count Male = 39.1% Female = 60.9% Oth/Unk = 0%	Head Count Male = 16.4% Female = 82.7% Oth/Unk = 0.9%
	FTE Male = 50% Female = 47.3% Oth/Unk = 2.7%	FTE Male = 0% Female = 100% Oth/Unk = 0%	FTE Male = 0% Female = 0% Oth/Unk = 0%	FTE Male = 41% Female = 59% Oth/Unk = 0%	FTE Male = 21.9% Female = 76.6% Oth/Unk = 1.5%

**Basildon & Brentwood
GP Workforce Information
Male : Female Ratio**

January 2025





GPs in Basildon & Brentwood Primary Care - Male : Female Ratio

	GP Partners	GP Regular Locums	GP Retainers	GPs in Training Grades	Salaried GPs
	Male HC = 55 FTE = 49	Male HC = 7 FTE = 3	Male HC = 0 FTE = 0	Male HC = 14 FTE = 14	Male HC = 12 FTE = 9
	Female HC = 36 FTE = 29	Female HC = 8 FTE = 3	Female HC = 2 FTE = 1	Female HC = 15 FTE = 14	Female HC = 31 FTE = 17
	Other/Unknown HC = 1 FTE = 1	Other/Unknown HC = 0 FTE = 0	Other/Unknown HC = 0 FTE = 0	Other/Unknown HC = 0 FTE = 0	Other/Unknown HC = 1 FTE = 1
	Head Count Male = 59.8% Female = 39.1% Oth/Unk = 1.1%	Head Count Male = 46.7% Female = 53.3% Oth/Unk = 0%	Head Count Male = 0% Female = 100% Oth/Unk = 0%	Head Count Male = 48.3% Female = 51.7% Oth/Unk = 0%	Head Count Male = 27.3% Female = 70.5% Oth/Unk = 2.2%
	FTE Male = 62% Female = 36.7% Oth/Unk = 1.3%	FTE Male = 50% Female = 50% Oth/Unk = 0%	FTE Male = 0% Female = 100% Oth/Unk = 0%	FTE Male = 50% Female = 50% Oth/Unk = 0%	FTE Male = 33.3% Female = 63% Oth/Unk = 3.7%

Thurrock
GP Workforce Information
Male : Female Ratio

January 2025





GPs in Thurrock Primary Care - Male : Female Ratio

	GP Partners	GP Regular Locums	GP Retainers	GPs in Training Grades	Salaried GPs
	Male HC = 24 FTE = 24	Male HC = 8 FTE = 5	Male HC = 0 FTE = 0	Male HC = 6 FTE = 6	Male HC = 11 FTE = 9
	Female HC = 16 FTE = 15	Female HC = 8 FTE = 5	Female HC = 1 FTE = 1	Female HC = 12 FTE = 10	Female HC = 15 FTE = 8
	Other/Unknown HC = 0 FTE = 0	Other/Unknown HC = 0 FTE = 0	Other/Unknown HC = 0 FTE = 0	Other/Unknown HC = 0 FTE = 0	Other/Unknown HC = 0 FTE = 0
	Head Count Male = 60% Female = 40% Oth/Unk = 0%	Head Count Male = 50% Female = 50% Oth/Unk = 0%	Head Count Male = 0% Female = 100% Oth/Unk = 0%	Head Count Male = 33.3% Female = 66.7% Oth/Unk = 0%	Head Count Male = 42.3% Female = 57.7% Oth/Unk = 0%
	FTE Male = 61.5% Female = 38.5% Oth/Unk = 0%	FTE Male = 50% Female = 50% Oth/Unk = 0%	FTE Male = 0% Female = 100% Oth/Unk = 0%	FTE Male = 37.5% Female = 62.5% Oth/Unk = 0%	FTE Male = 52.9% Female = 47.1% Oth/Unk = 0%

CPR
GP Workforce Information
Male : Female Ratio

January 2025





GPs in CPR Primary Care - Male : Female Ratio

	GP Partners	GP Regular Locums	GP Retainers	GPs in Training Grades	Salaried GPs
	Male HC = 28 FTE = 30	Male HC = 3 FTE = 1	Male HC = 0 FTE = 0	Male HC = 14 FTE = 14	Male HC = 13 FTE = 12
	Female HC = 25 FTE = 23	Female HC = 6 FTE = 3	Female HC = 0 FTE = 0	Female HC = 19 FTE = 17	Female HC = 14 FTE = 9
	Other/Unknown HC = 0 FTE = 0	Other/Unknown HC = 0 FTE = 0	Other/Unknown HC = 0 FTE = 0	Other/Unknown HC = 0 FTE = 0	Other/Unknown HC = 0 FTE = 0
	Head Count Male = 52.8% Female = 47.2% Oth/Unk = 0%	Head Count Male = 33.3% Female = 66.7% Oth/Unk = 0%	Head Count Male = 0% Female = 0% Oth/Unk = 0%	Head Count Male = 42.4% Female = 57.6% Oth/Unk = 0%	Head Count Male = 48.1% Female = 51.9% Oth/Unk = 0%
	FTE Male = 56.6% Female = 43.4% Oth/Unk = 0%	FTE Male = 25% Female = 75% Oth/Unk = 0%	FTE Male = 0% Female = 0% Oth/Unk = 0%	FTE Male = 45.2% Female = 54.8% Oth/Unk = 0%	FTE Male = 57.1% Female = 42.9% Oth/Unk = 0%

Southend
GP Workforce Information
Male : Female Ratio

January 2025

GPs in Southend Primary Care - Male : Female Ratio

	GP Partners	GP Regular Locums	GP Retainers	GPs in Training Grades	Salaried GPs
	Male HC = 30 FTE = 30	Male HC = 10 FTE = 3	Male HC = 0 FTE = 0	Male HC = 12 FTE = 12	Male HC = 14 FTE = 11
	Female HC = 16 FTE = 11	Female HC = 9 FTE = 3	Female HC = 1 FTE = 0	Female HC = 22 FTE = 18	Female HC = 31 FTE = 17
	Other/Unknown HC = 3 FTE = 3	Other/Unknown HC = 2 FTE = 1	Other/Unknown HC = 0 FTE = 0	Other/Unknown HC = 0 FTE = 0	Other/Unknown HC = 2 FTE = 1
	Head Count Male = 61.2% Female = 32.7% Oth/Unk = 6.1%	Head Count Male = 47.6% Female = 42.9% Oth/Unk = 9.5%	Head Count Male = 0% Female = 100% Oth/Unk = 0%	Head Count Male = 35.3% Female = 64.7% Oth/Unk = 0%	Head Count Male = 29.8% Female = 66% Oth/Unk = 4.2%
	FTE Male = 68.2% Female = 25% Oth/Unk = 6.8%	FTE Male = 50% Female = 37.5% Oth/Unk = 12.5%	FTE Male = 0% Female = 0% Oth/Unk = 0%	FTE Male = 40% Female = 60% Oth/Unk = 0%	FTE Male = 37.9% Female = 58.6% Oth/Unk = 3.5%