

**Essex  
GP Practices  
Workforce Information**

**September 2024**

# Index

3	Summary
4	Essex Overall
11	North East Essex
18	West Essex
25	Mid Essex
32	Basildon & Brentwood
39	Thurrock
46	Castle Point & Rochford
53	Southend

# Summary

- The first part of this report presents data for GPs, Nurses, Direct Patient Care and Admin/Non-Clinical staff working in Primary Care in Essex
- It is a snapshot of the Essex Primary Care workforce for September 2024
- Full Time Equivalent (FTE) is a standardised measure, 1.0 FTE equates to full-time work of 37.5 hours per week
- Headcount is the number of people working in a role
- NHS Digital is the source of the information

# Essex GP Practices Workforce Information

September 2024

# Essex Workforce Roles in Primary Care – Headcount and FTE



Doctors

GP Partners: <b>HC = 536</b> <b>FTE = 497</b>	GP Regular Locums: <b>HC = 83</b> <b>FTE = 38</b>	GP Retainers: <b>HC = 11</b> <b>FTE = 5</b>	GPs in Training Grades: <b>HC = 304</b> <b>FTE = 288</b>	Salaried GPs: <b>HC = 390</b> <b>FTE = 248</b>
---	---	---	---	--

**Key**  
 HC = Head Count  
 FTE = Full-Time Equivalent



Nurses

Advanced Nurse Practitioners: <b>HC = 206</b> <b>FTE = 160</b>	Extended Role Practice Nurses: <b>HC = 11</b> <b>FTE = 7</b>	Nurse Dispensers: <b>HC = 4</b> <b>FTE = 3</b>	Nurse Specialists: <b>HC = 14</b> <b>FTE = 10</b>	Nursing Partners: <b>HC = 1</b> <b>FTE = 1</b>	Other Nurses: <b>HC = 11</b> <b>FTE = 8</b>	Practice Nurses: <b>HC = 478</b> <b>FTE = 316</b>	Trainee Nurses: <b>HC = 4</b> <b>FTE = 3</b>
--	--	--	---	--	---	---	--



Direct Patient Care

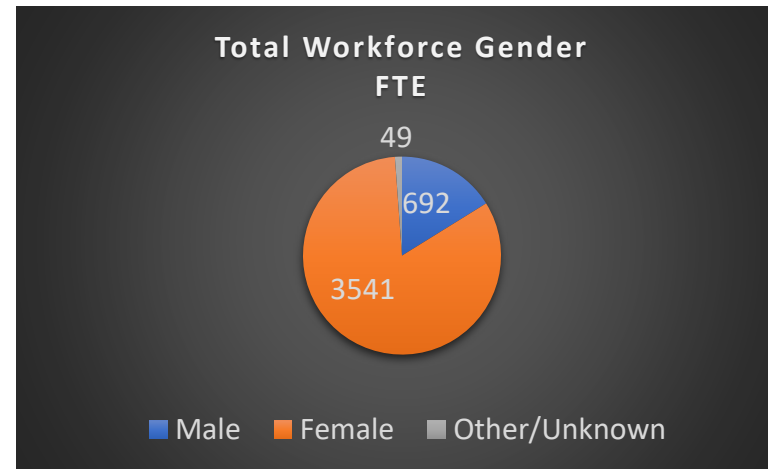
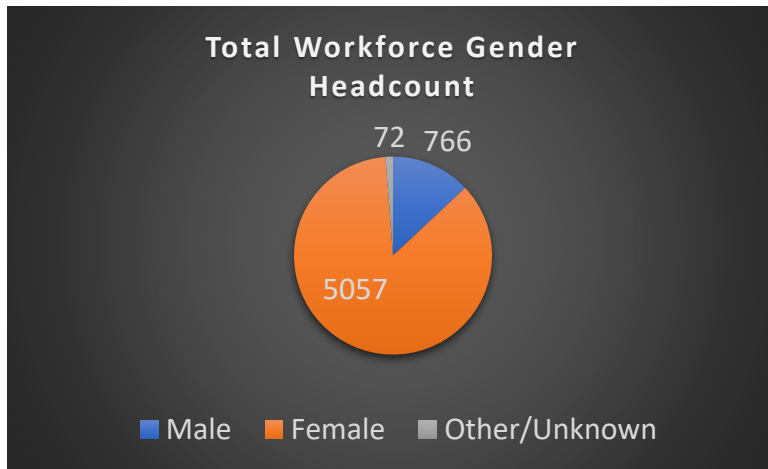
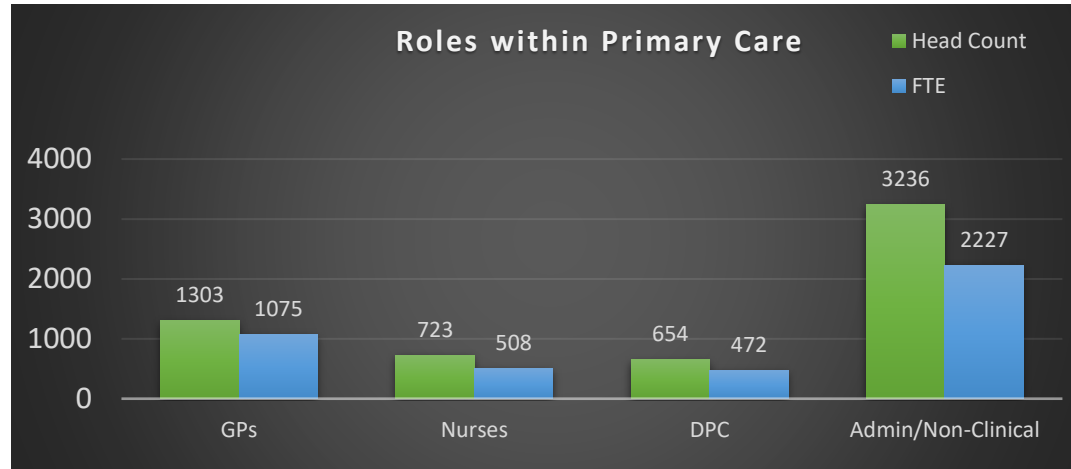
Advanced Paramedic Practitioners: <b>HC = 10</b> <b>FTE = 10</b>	Advanced Pharmacist Practitioners: <b>HC = 12</b> <b>FTE = 10</b>	Advanced Physiotherapist Practitioners: <b>HC = 1</b> <b>FTE = 1</b>	Apprentices: <b>HC = 2</b> <b>FTE = 2</b>	Dieticians: <b>HC = 1</b> <b>FTE = 1</b>	Dispensers: <b>HC = 133</b> <b>FTE = 98</b>	General Practice Assistants: <b>HC = 5</b> <b>FTE = 4</b>
Health Support Workers: <b>HC = 7</b> <b>FTE = 5</b>	Health Care Assistants: <b>HC = 280</b> <b>FTE = 190</b>	IAPT Staff: <b>HC = 0</b> <b>FTE = 0</b>	Nursing Associates: <b>HC = 8</b> <b>FTE = 4</b>	Other Direct Patient Care: <b>HC = 21</b> <b>FTE = 13</b>	Paramedics: <b>HC = 32</b> <b>FTE = 29</b>	Pharmacists: <b>HC = 70</b> <b>FTE = 50</b>
Pharmacy Technicians: <b>HC = 9</b> <b>FTE = 7</b>	Phlebotomists: <b>HC = 37</b> <b>FTE = 23</b>	Physician Associates: <b>HC = 23</b> <b>FTE = 19</b>	Physiotherapists: <b>HC = 2</b> <b>FTE = 2</b>	Podiatrists: <b>HC = 2</b> <b>FTE = 2</b>	Social Prescribing Link Workers: <b>HC = 2</b> <b>FTE = 2</b>	Trainee Nursing Associates: <b>HC = 2</b> <b>FTE = 2</b>



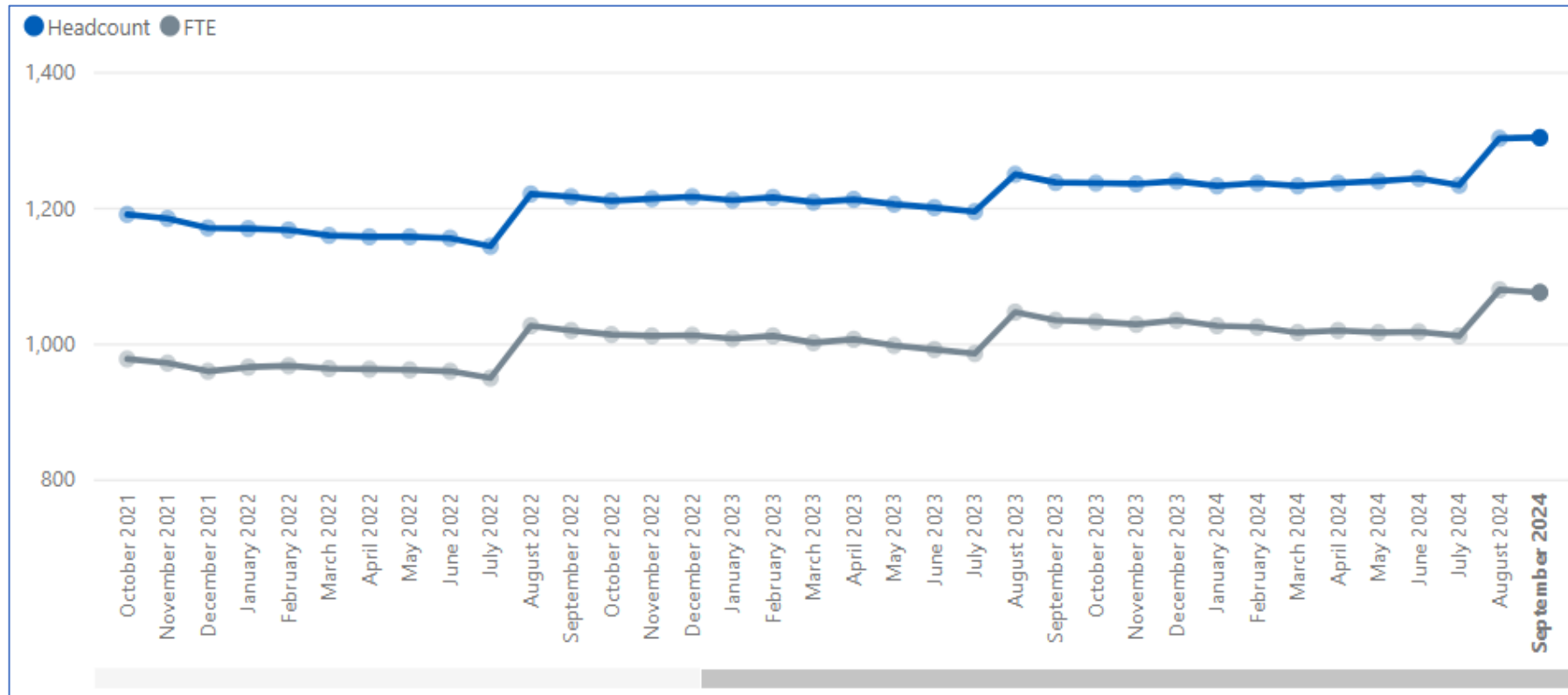
Administration

Apprentices: <b>HC = 17</b> <b>FTE = 16</b>	Digital Transformation Leads: <b>HC = 2</b> <b>FTE = 1</b>	Estates & Ancillary: <b>HC = 21</b> <b>FTE = 10</b>	Management Partners: <b>HC = 12</b> <b>FTE = 11</b>	Managers: <b>HC = 304</b> <b>FTE = 272</b>	Medical Secretaries: <b>HC = 309</b> <b>FTE = 211</b>	Other Admin/Non-clinical: <b>HC = 745</b> <b>FTE = 509</b>	Receptionists: <b>HC = 1845</b> <b>FTE = 1191</b>	Telephonists: <b>HC = 10</b> <b>FTE = 6</b>
---	--	---	---	--	---	--	---	---

# Essex Demographics – Headcount and FTE



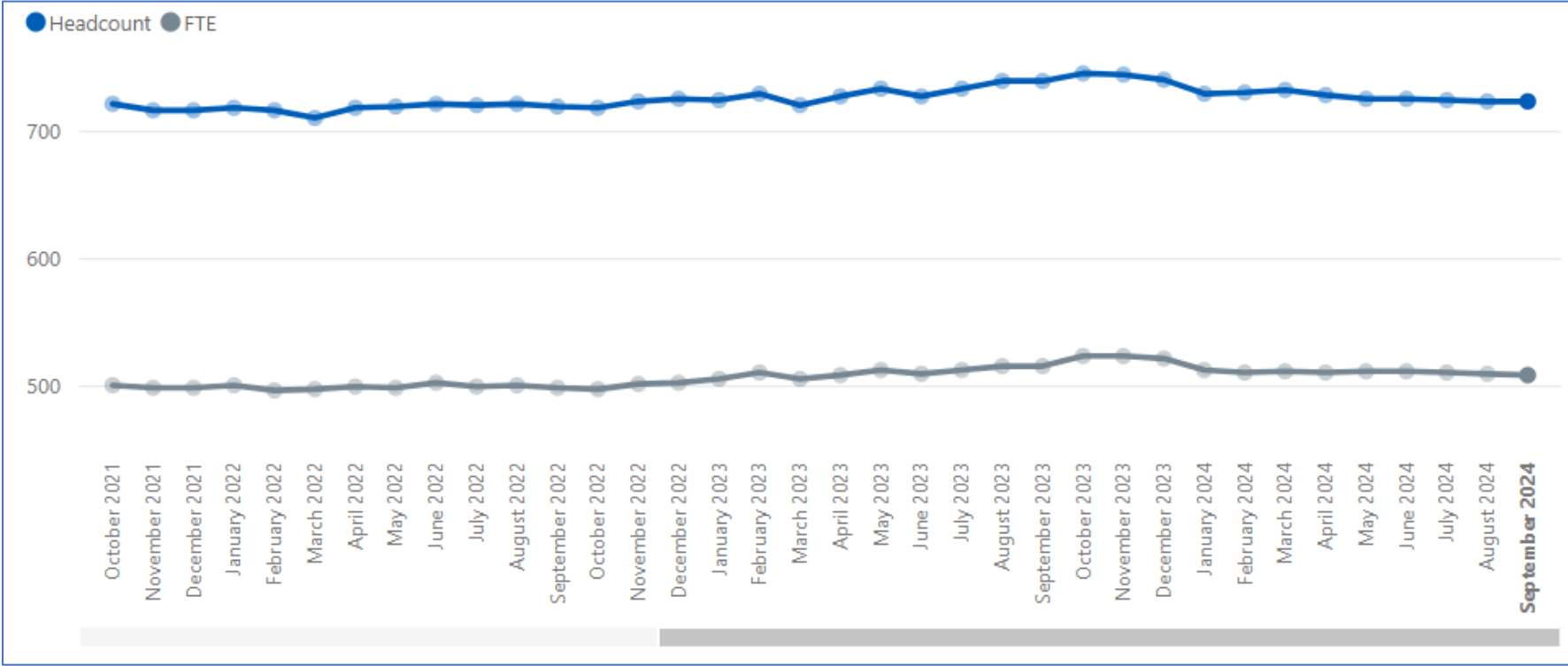
# Essex GP Trends – Headcount and FTE



**Head Count**  
1,303

**FTE**  
1,07

# Nurses Trends – Headcount and FTE

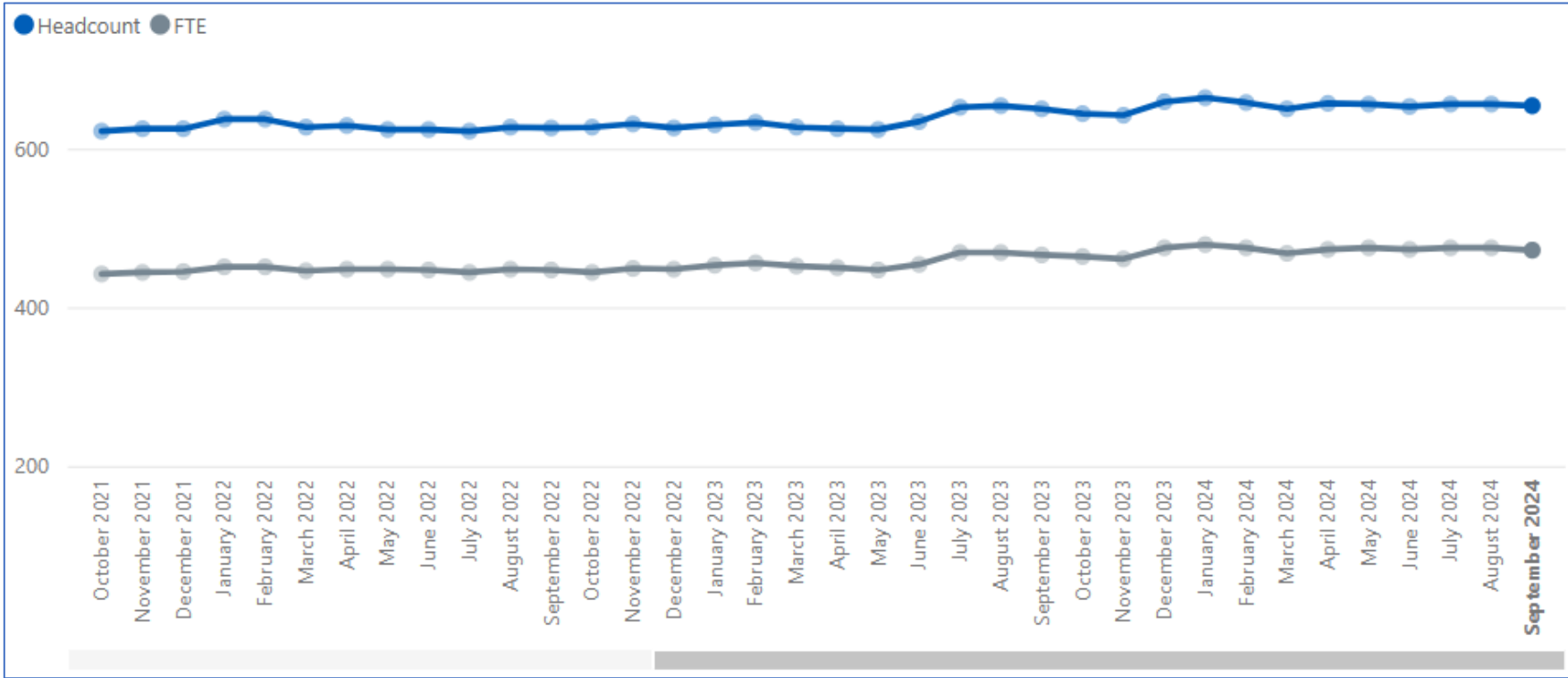


**Head Count**  
723

**FTE**  
508



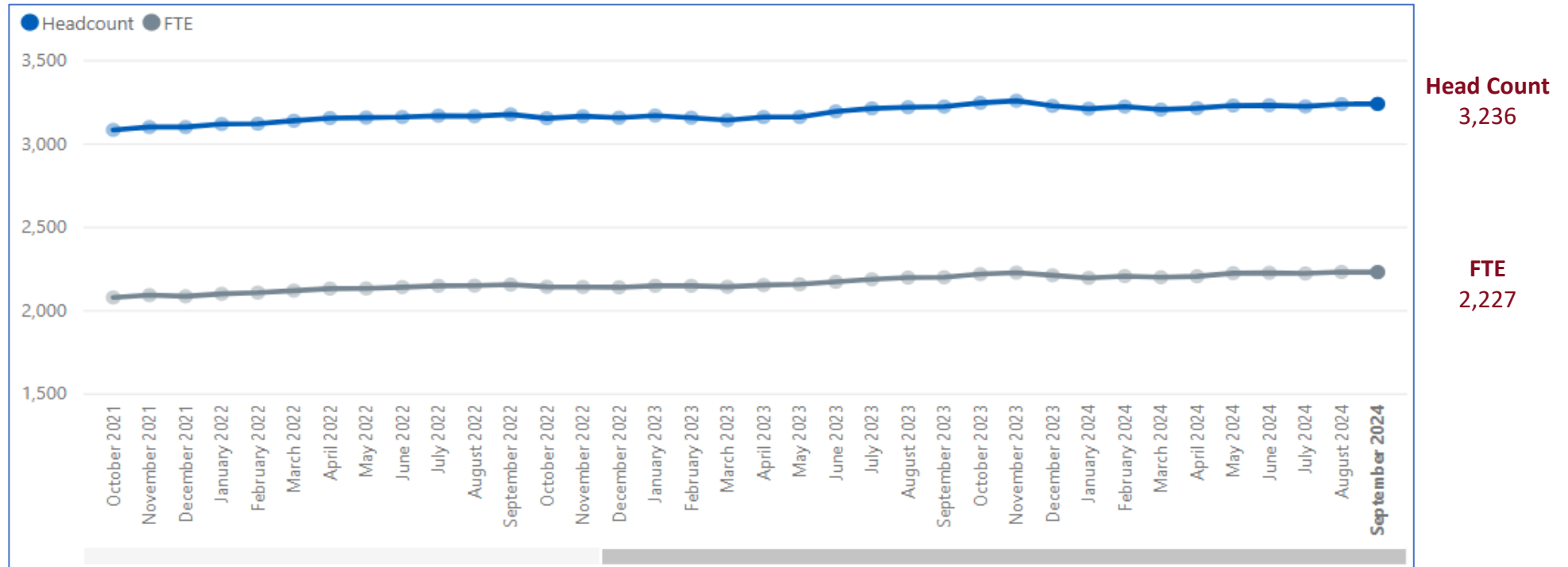
# Direct Patient Care Trends – Headcount and FTE



Head Count  
654

FTE  
472

# Administration/Non-Clinical Trends – Headcount and FTE



# North East Essex GP Practices Workforce Information

September 2024

# North East Essex Workforce Roles in Primary Care – Headcount and FTE



Doctors

GP Partners: <b>HC = 100</b> <b>FTE = 92</b>	GP Regular Locums: <b>HC = 4</b> <b>FTE = 1</b>	GP Retainers: <b>HC = 2</b> <b>FTE = 1</b>	GPs in Training Grades: <b>HC = 46</b> <b>FTE = 42</b>	Salaried GPs: <b>HC = 76</b> <b>FTE = 52</b>
--	---	--	---	--

Key  
 HC = Head Count  
 FTE = Full-Time Equivalent



Nurses

Advanced Nurse Practitioners: <b>HC = 71</b> <b>FTE = 55</b>	Extended Role Practice Nurses: <b>HC = 5</b> <b>FTE = 3</b>	Nurse Dispensers: <b>HC = 2</b> <b>FTE = 2</b>	Nurse Specialists: <b>HC = 10</b> <b>FTE = 7</b>	Nursing Partners: <b>HC = 0</b> <b>FTE = 0</b>	Other Nurses: <b>HC = 3</b> <b>FTE = 2</b>	Practice Nurses: <b>HC = 98</b> <b>FTE = 71</b>	Trainee Nurses: <b>HC = 0</b> <b>FTE = 0</b>
--	---	--	--	--	--	---	--



Direct Patient Care

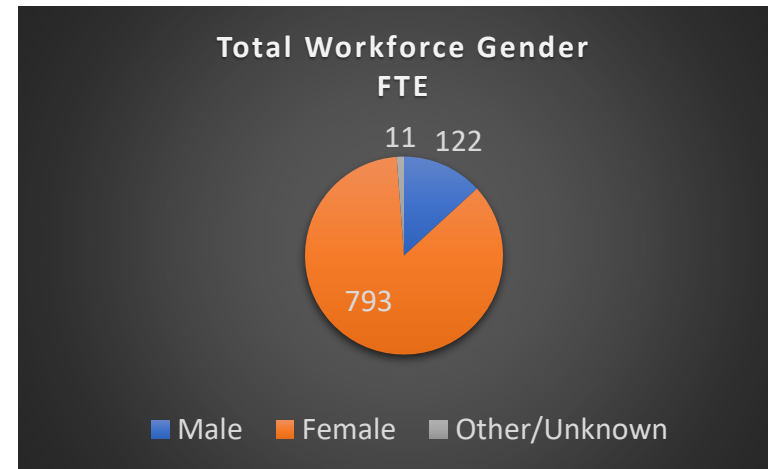
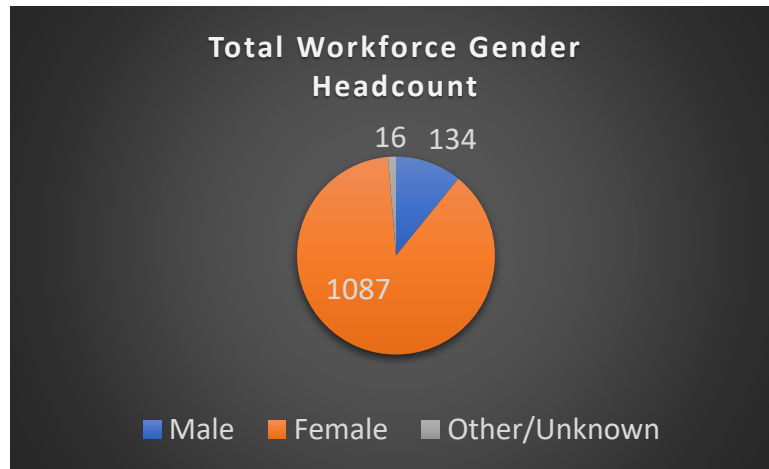
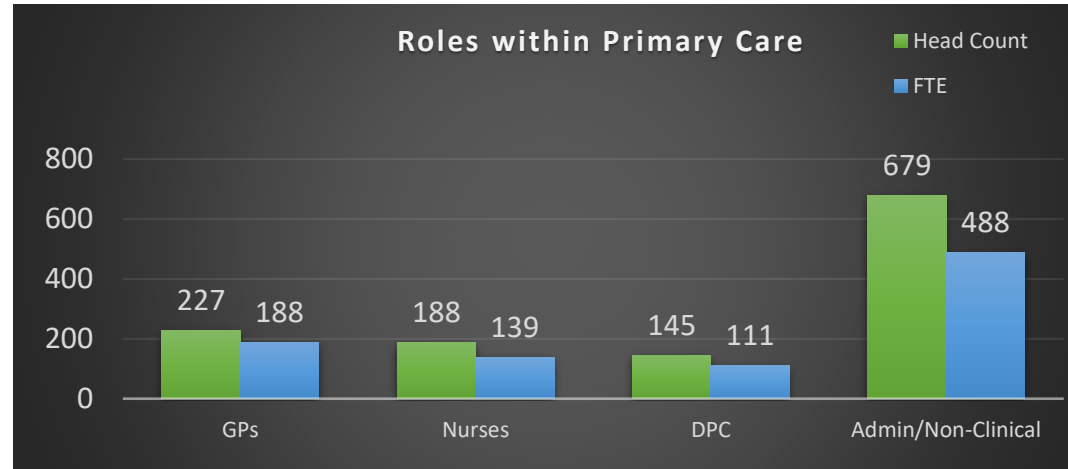
Advanced Paramedic Practitioners: <b>HC = 3</b> <b>FTE = 4</b>	Advanced Pharmacist Practitioners: <b>HC = 0</b> <b>FTE = 0</b>	Advanced Physiotherapist Practitioners: <b>HC = 0</b> <b>FTE = 0</b>	Apprentices: <b>HC = 0</b> <b>FTE = 0</b>	Dispensers: <b>HC = 24</b> <b>FTE = 17</b>	General Practice Assistants: <b>HC = 1</b> <b>FTE = 1</b>	Health Support Workers: <b>HC = 1</b> <b>FTE = 0</b>
Health Care Assistants: <b>HC = 68</b> <b>FTE = 51</b>	IAPT Staff: <b>HC = 0</b> <b>FTE = 0</b>	Nursing Associates: <b>HC = 2</b> <b>FTE = 1</b>	Other Direct Patient Care: <b>HC = 4</b> <b>FTE = 3</b>	Paramedics: <b>HC = 14</b> <b>FTE = 12</b>	Pharmacists: <b>HC = 8</b> <b>FTE = 7</b>	Pharmacy Technicians: <b>HC = 5</b> <b>FTE = 4</b>
Phlebotomists: <b>HC = 16</b> <b>FTE = 11</b>	Physician Associates: <b>HC = 0</b> <b>FTE = 0</b>	Physiotherapists: <b>HC = 0</b> <b>FTE = 0</b>	Social Prescribing Link Workers: <b>HC = 0</b> <b>FTE = 0</b>	Therapists: <b>HC = 0</b> <b>FTE = 0</b>		



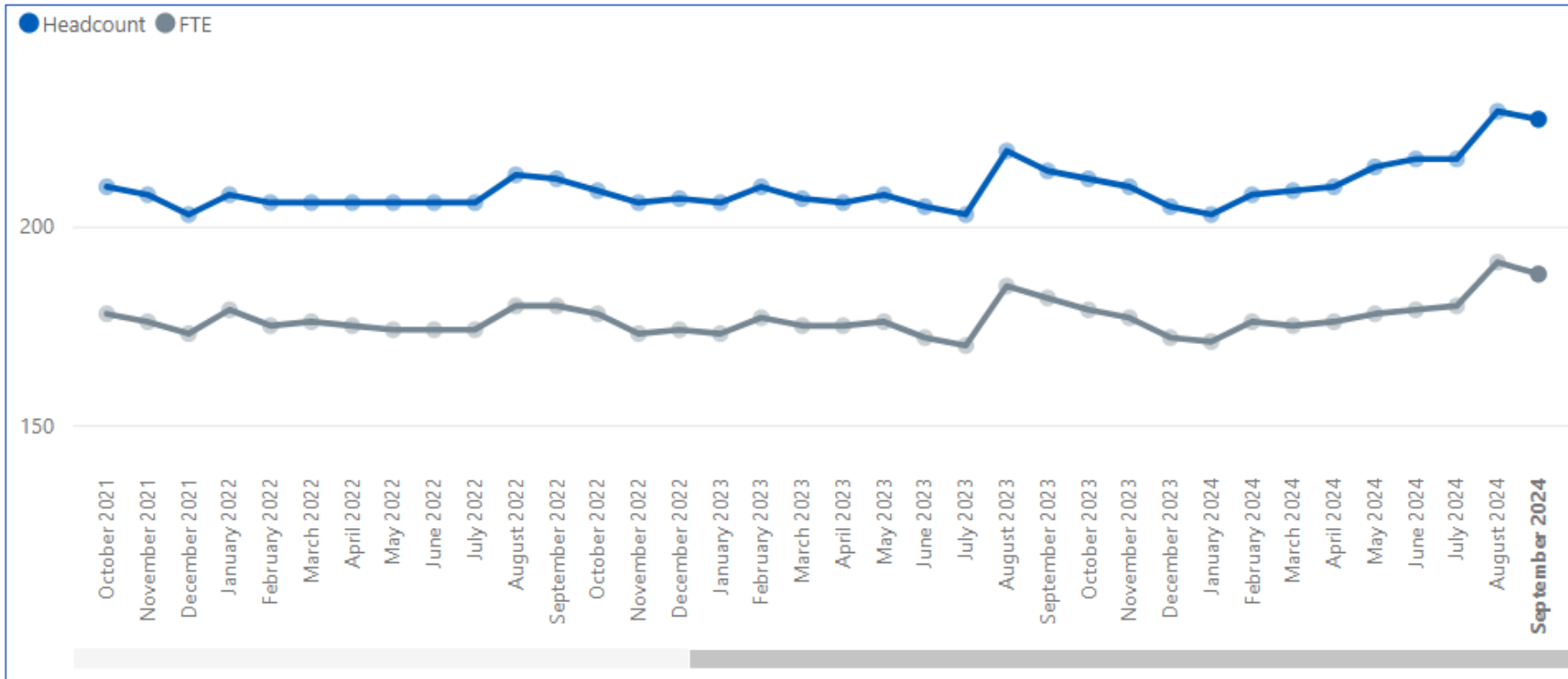
Administration

Apprentices: <b>HC = 7</b> <b>FTE = 7</b>	Estates & Ancillary: <b>HC = 4</b> <b>FTE = 2</b>	Management Partners: <b>HC = 1</b> <b>FTE = 1</b>	Managers: <b>HC = 59</b> <b>FTE = 55</b>	Medical Secretaries: <b>HC = 64</b> <b>FTE = 47</b>	Other Admin/Non-clinical: <b>HC = 203</b> <b>FTE = 137</b>	Receptionists: <b>HC = 342</b> <b>FTE = 235</b>	Telephonists: <b>HC = 6</b> <b>FTE = 4</b>
---	---	---	--	---	--	---	--

# North East Essex Demographics – Headcount and FTE



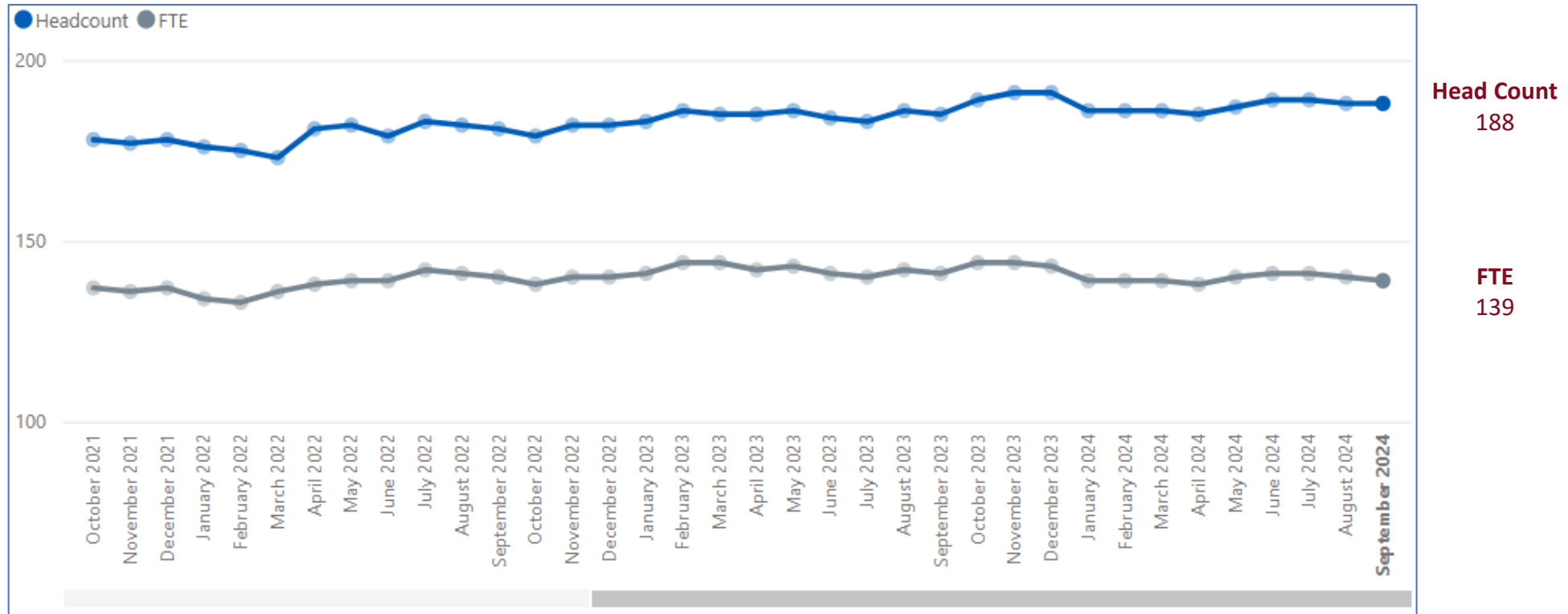
# North East Essex GP Trends – Headcount and FTE



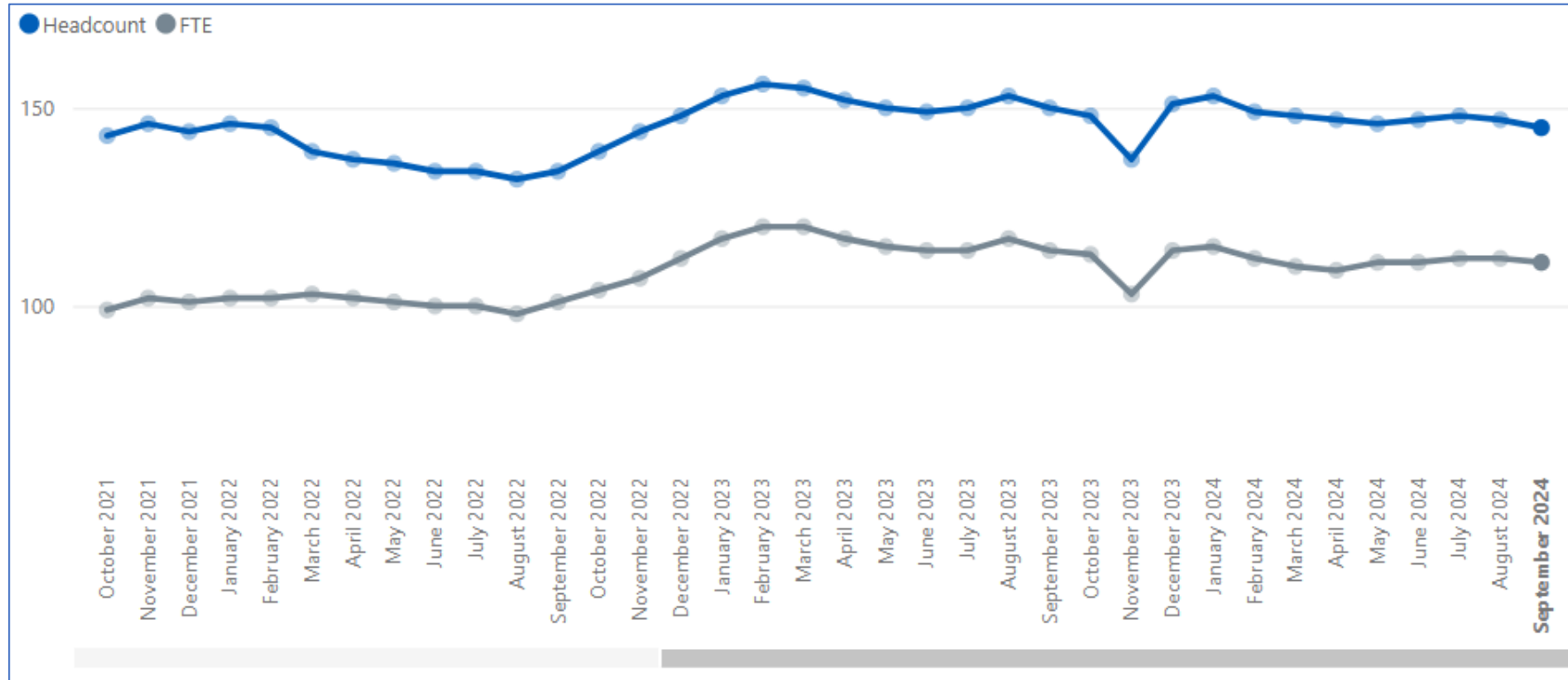
Head Count  
227

FTE  
188

# North East Essex Nurses Trends – Headcount and FTE



# North East Essex Direct Patient Care Trends – Headcount and FTE

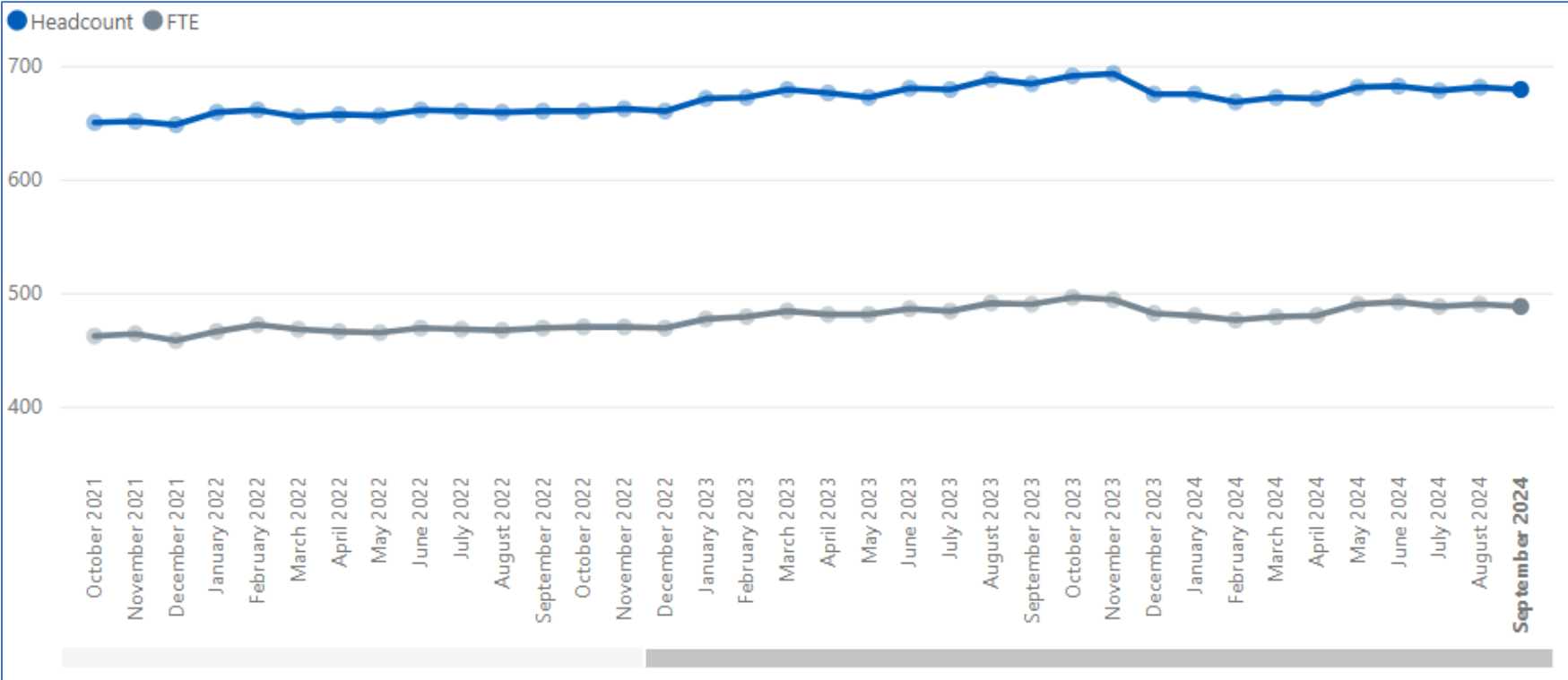


Head Count  
145

FTE  
111



# North East Essex Administration/Non-Clinical Trends – Headcount and FTE



**Head Count**  
679

**FTE**  
488

# West Essex GP Practices Workforce Information

September 2024

# West Essex Workforce Roles in Primary Care – Headcount and FTE



Doctors

GP Partners: <b>HC = 88</b> <b>FTE = 76</b>	GP Regular Locums: <b>HC = 17</b> <b>FTE = 7</b>	GP Retainers: <b>HC = 5</b> <b>FTE = 2</b>	GPs in Training Grades: <b>HC = 78</b> <b>FTE = 74</b>	Salaried GPs: <b>HC = 82</b> <b>FTE = 47</b>
---	--	--	---	--

**Key**  
 HC = Head Count  
 FTE = Full-Time Equivalent



Nurses

Advanced Nurse Practitioners: <b>HC = 25</b> <b>FTE = 19</b>	Extended Role Practice Nurses: <b>HC = 0</b> <b>FTE = 0</b>	Nurse Dispensers: <b>HC = 0</b> <b>FTE = 0</b>	Nurse Specialists: <b>HC = 1</b> <b>FTE = 0</b>	Nursing Partners: <b>HC = 1</b> <b>FTE = 1</b>	Other Nurses: <b>HC = 0</b> <b>FTE = 0</b>	Practice Nurses: <b>HC = 76</b> <b>FTE = 53</b>	Trainee Nurses: <b>HC = 0</b> <b>FTE = 0</b>
--	---	--	---	--	--	---	--



Direct Patient Care

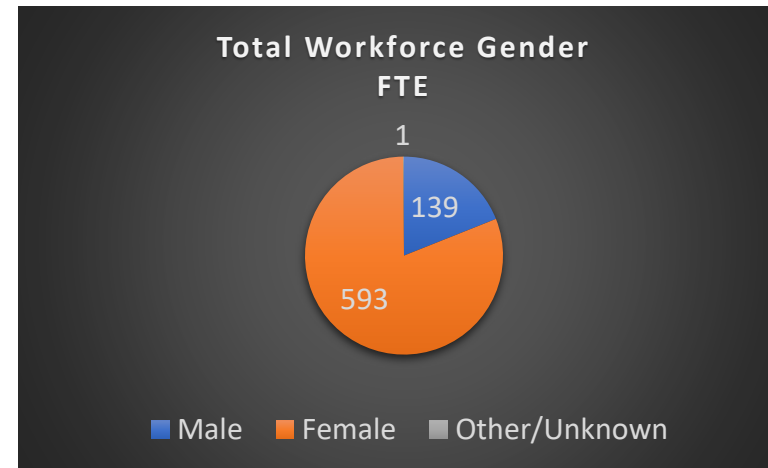
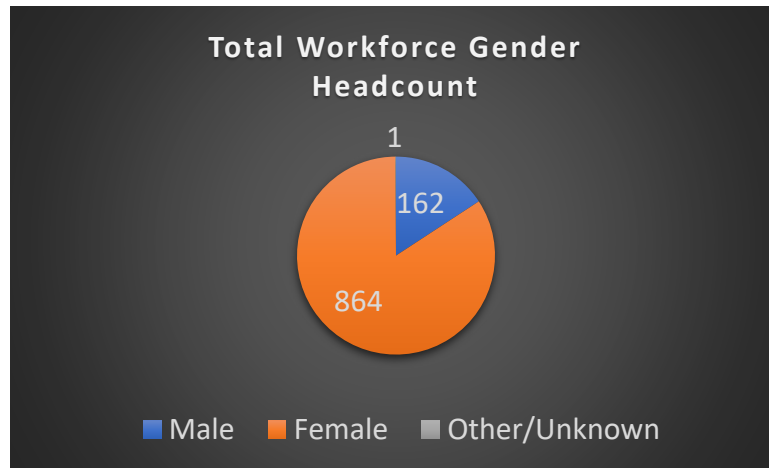
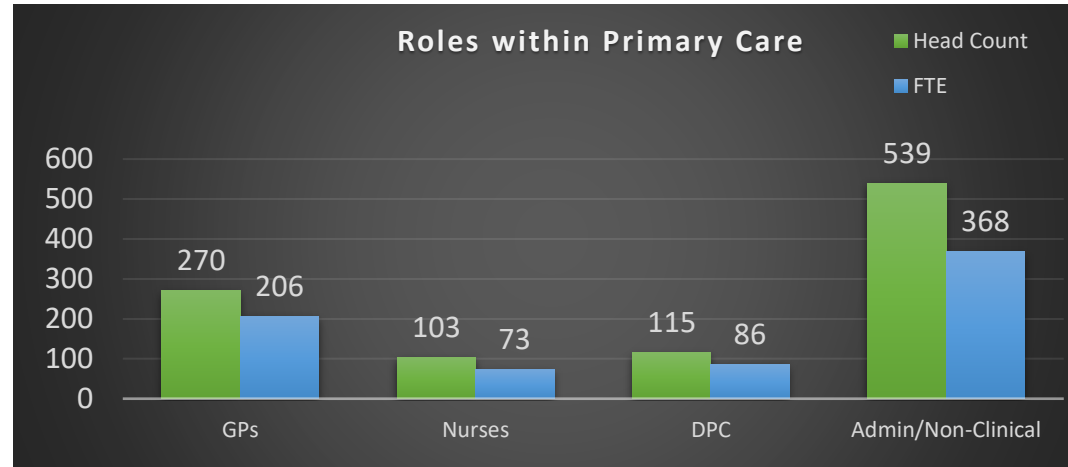
Advanced Paramedic Practitioners: <b>HC = 3</b> <b>FTE = 3</b>	Advanced Pharmacist Practitioners: <b>HC = 2</b> <b>FTE = 2</b>	Advanced Physiotherapist Practitioners: <b>HC = 0</b> <b>FTE = 0</b>	Apprentices: <b>HC = 0</b> <b>FTE = 0</b>	Dispensers: <b>HC = 27</b> <b>FTE = 21</b>	General Practice Assistants: <b>HC = 2</b> <b>FTE = 2</b>	Health Support Workers: <b>HC = 4</b> <b>FTE = 3</b>
Health Care Assistants: <b>HC = 52</b> <b>FTE = 36</b>	Nursing Associates: <b>HC = 0</b> <b>FTE = 0</b>	Other Direct Patient Care: <b>HC = 2</b> <b>FTE = 2</b>	Paramedics: <b>HC = 6</b> <b>FTE = 6</b>	Pharmacists: <b>HC = 11</b> <b>FTE = 7</b>	Pharmacy Technicians: <b>HC = 0</b> <b>FTE = 0</b>	Phlebotomists: <b>HC = 3</b> <b>FTE = 2</b>
Physician Associates: <b>HC = 0</b> <b>FTE = 0</b>	Physiotherapists: <b>HC = 0</b> <b>FTE = 0</b>	Social Prescribing Link Workers: <b>HC = 2</b> <b>FTE = 2</b>	Therapists: <b>HC = 0</b> <b>FTE = 0</b>	Trainee Nursing Associates: <b>HC = 1</b> <b>FTE = 1</b>		



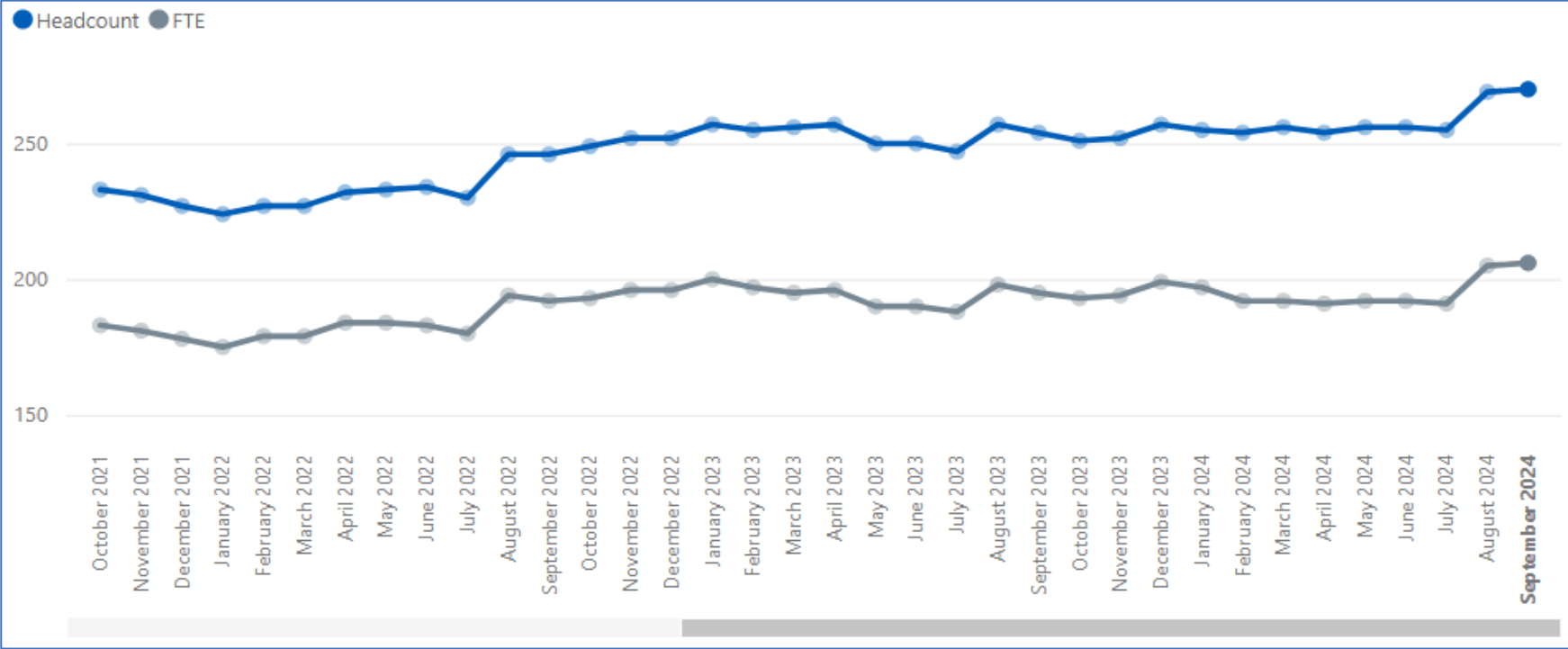
Administration

Digital & Transformation Leads: <b>HC = 1</b> <b>FTE = 1</b>	Estates & Ancillary: <b>HC = 2</b> <b>FTE = 1</b>	Management Partners: <b>HC = 1</b> <b>FTE = 1</b>	Managers: <b>HC = 49</b> <b>FTE = 42</b>	Medical Secretaries: <b>HC = 48</b> <b>FTE = 33</b>	Other Admin/Non-clinical: <b>HC = 136</b> <b>FTE = 95</b>	Receptionists: <b>HC = 303</b> <b>FTE = 195</b>	Telephonists: <b>HC = 0</b> <b>FTE = 0</b>
--	---	---	--	---	---	---	--

# West Essex Demographics – Headcount and FTE



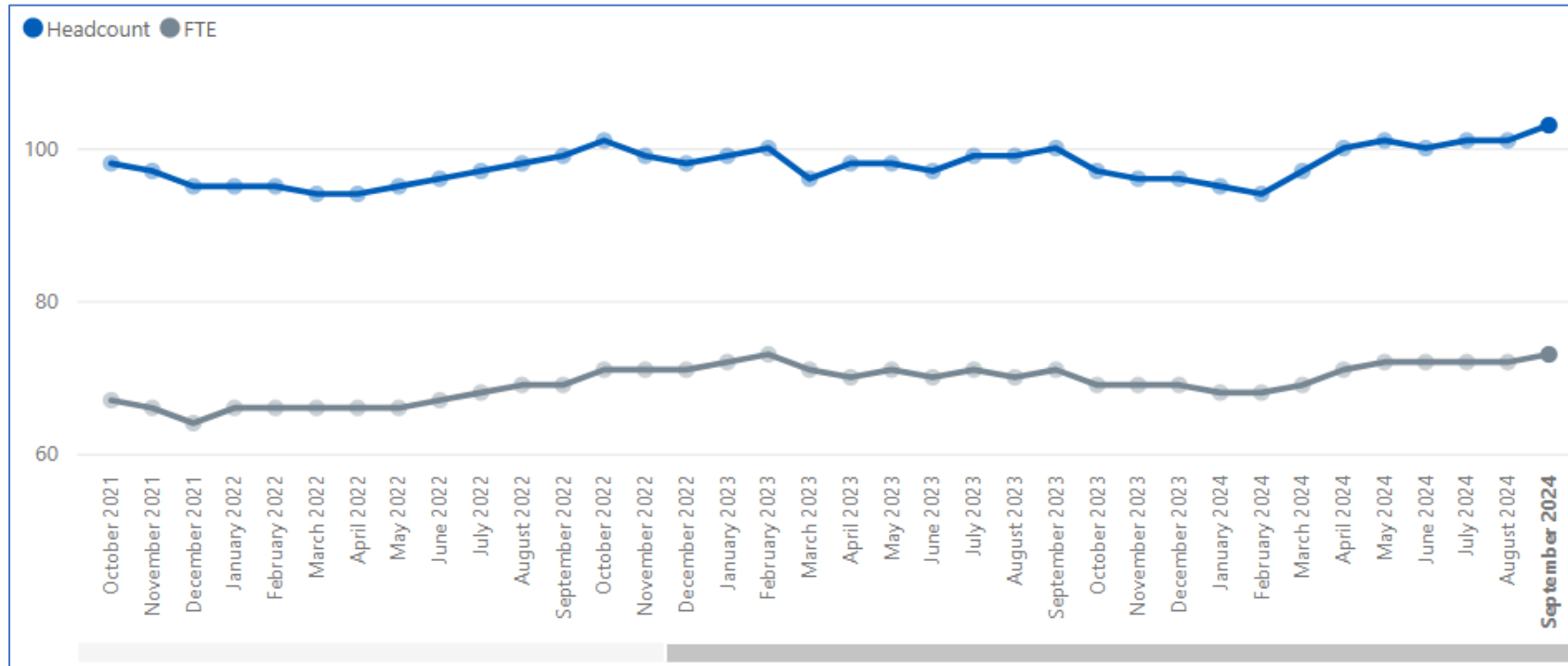
# West Essex GP Trends – Headcount and FTE



**Head Count**  
270

**FTE**  
206

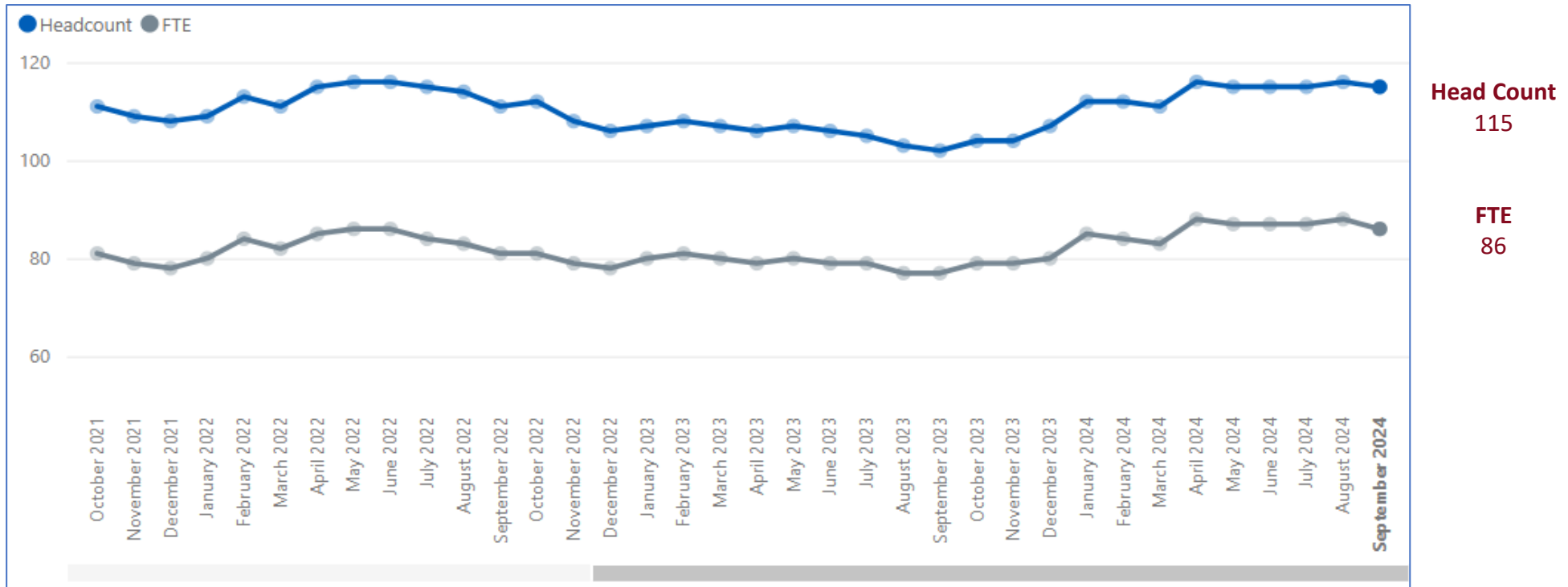
# West Essex Nurses Trends – Headcount and FTE



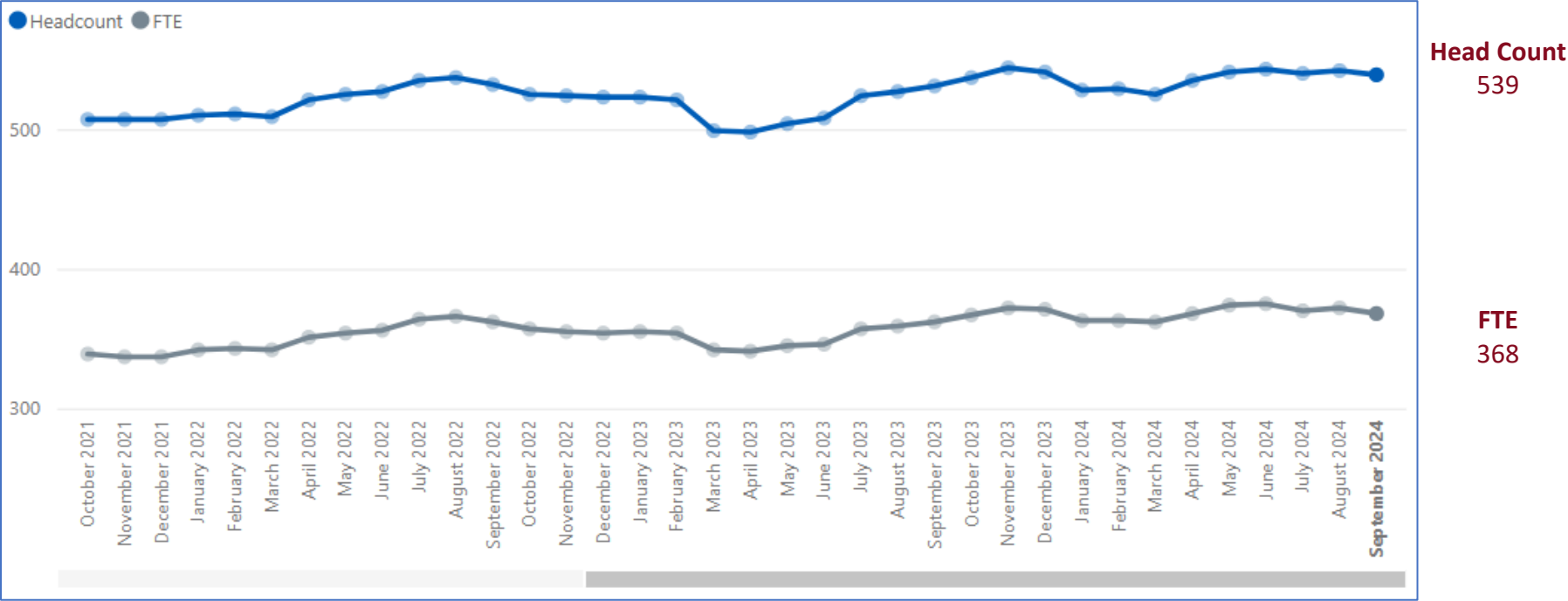
Head Count  
103

FTE  
73

# West Essex Direct Patient Care Trends – Headcount and FTE



# West Essex Administration/Non-Clinical Trends – Headcount and FTE





# Mid Essex GP Practices Workforce Information

September 2024

# Mid Essex Workforce Roles in Primary Care – Headcount and FTE



GP Partners: <b>HC = 112</b> <b>FTE = 111</b>	GP Regular Locums: <b>HC = 2</b> <b>FTE = 1</b>	GP Retainers: <b>HC = 0</b> <b>FTE = 0</b>	GPs in Training Grades: <b>HC = 66</b> <b>FTE = 64</b>	Salaried GPs: <b>HC = 105</b> <b>FTE = 62</b>
---	---	--	---	--

**Key**  
 HC = Head Count  
 FTE = Full-Time Equivalent



Advanced Nurse Practitioners: <b>HC = 41</b> <b>FTE = 31</b>	Extended Role Practice Nurses: <b>HC = 1</b> <b>FTE = 1</b>	Nurse Dispensers: <b>HC = 1</b> <b>FTE = 1</b>	Nurse Specialists: <b>HC = 0</b> <b>FTE = 0</b>	Nursing Partners: <b>HC = 0</b> <b>FTE = 0</b>	Other Nurses: <b>HC = 3</b> <b>FTE = 2</b>	Practice Nurses: <b>HC = 117</b> <b>FTE = 75</b>	Trainee Nurses: <b>HC = 1</b> <b>FTE = 1</b>
---	--	---	--	---	---	---	---

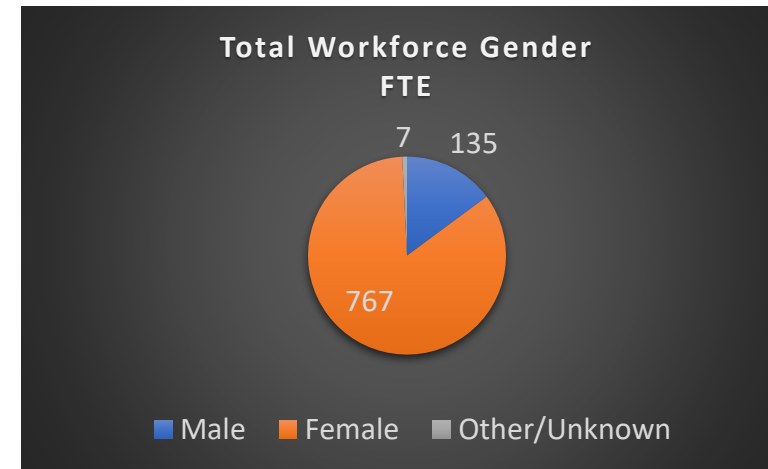
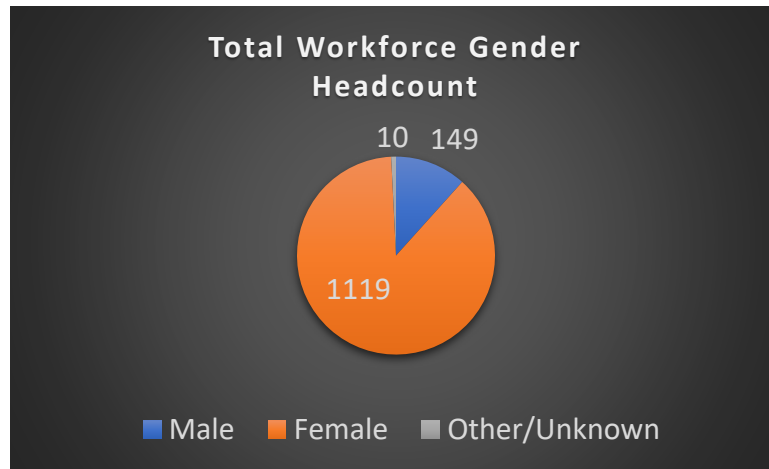
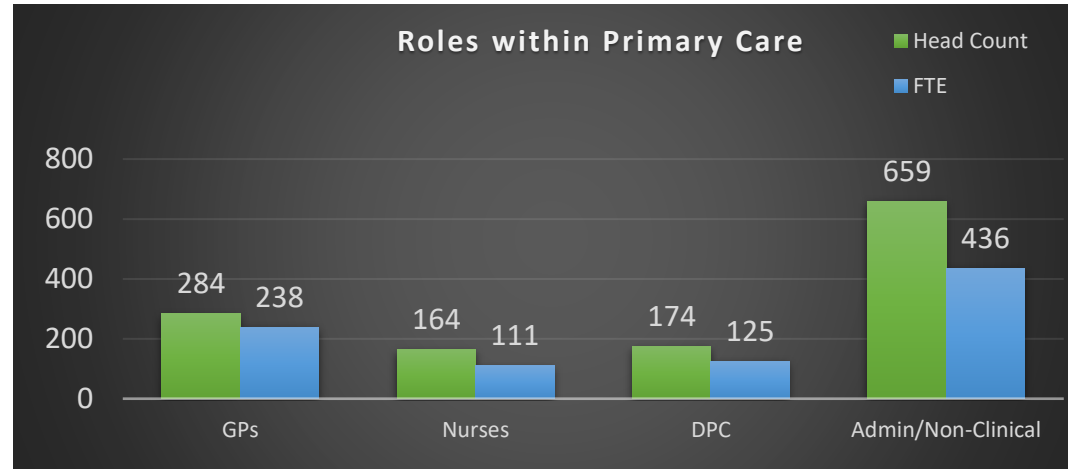


Advanced Paramedic Practitioners: <b>HC = 3</b> <b>FTE = 3</b>	Advanced Pharmacist Practitioners: <b>HC = 6</b> <b>FTE = 5</b>	Advanced Physiotherapist Practitioners: <b>HC = 1</b> <b>FTE = 1</b>	Apprentices: <b>HC = 0</b> <b>FTE = 0</b>	Dispensers: <b>HC = 70</b> <b>FTE = 51</b>	General Practice Assistants: <b>HC = 1</b> <b>FTE = 1</b>	Health Support Workers: <b>HC = 0</b> <b>FTE = 0</b>
Health Care Assistants: <b>HC = 57</b> <b>FTE = 39</b>	Nursing Associates: <b>HC = 0</b> <b>FTE = 0</b>	Other Direct Patient Care: <b>HC = 6</b> <b>FTE = 2</b>	Paramedics: <b>HC = 6</b> <b>FTE = 6</b>	Pharmacists: <b>HC = 15</b> <b>FTE = 10</b>	Pharmacy Technicians: <b>HC = 3</b> <b>FTE = 2</b>	Phlebotomists: <b>HC = 2</b> <b>FTE = 1</b>
Physician Associates: <b>HC = 3</b> <b>FTE = 2</b>	Physiotherapists: <b>HC = 1</b> <b>FTE = 1</b>	Social Prescribing Link Workers: <b>HC = 0</b> <b>FTE = 0</b>	Therapists: <b>HC = 0</b> <b>FTE = 0</b>	Trainee Nursing Associates: <b>HC = 1</b> <b>FTE = 1</b>		

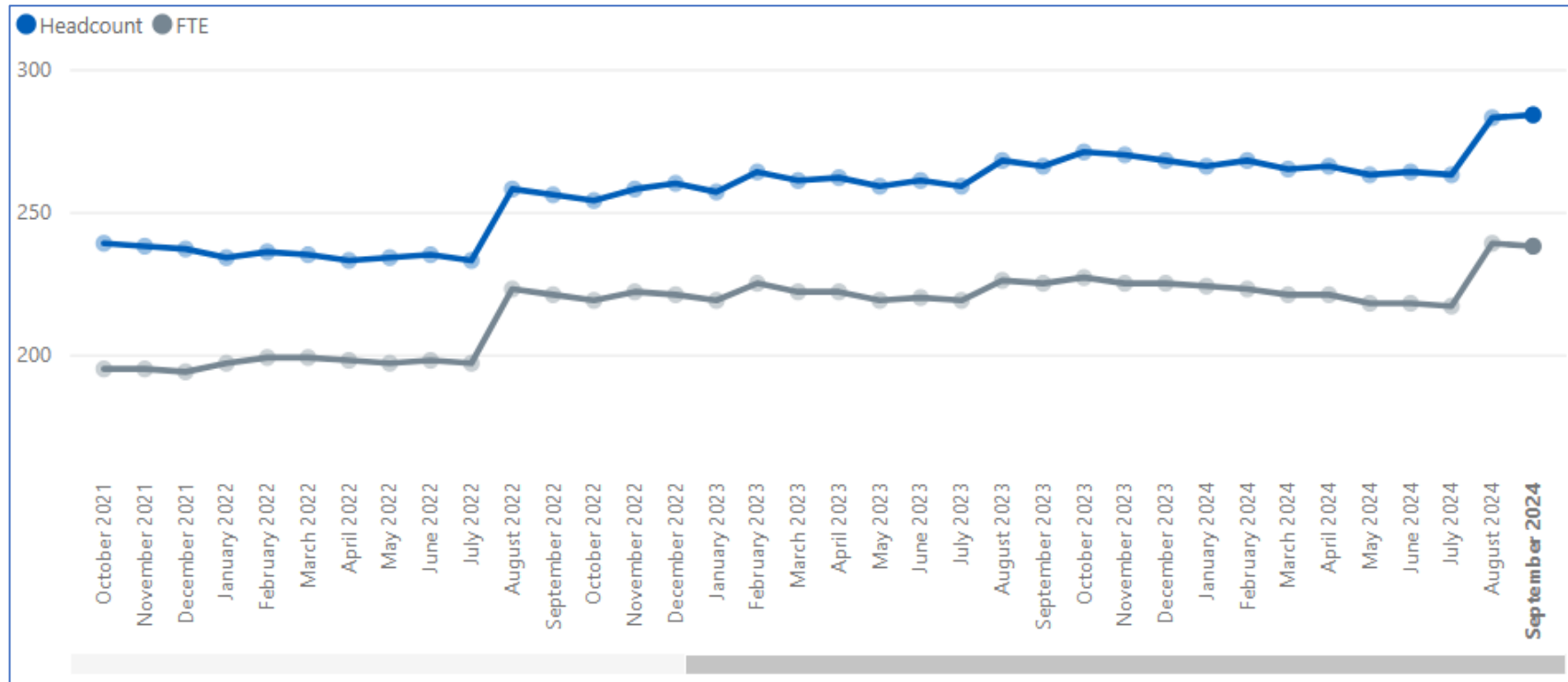


Apprentices: <b>HC = 2</b> <b>FTE = 2</b>	Estates & Ancillary: <b>HC = 6</b> <b>FTE = 1</b>	Management Partners: <b>HC = 1</b> <b>FTE = 1</b>	Managers: <b>HC = 63</b> <b>FTE = 56</b>	Medical Secretaries: <b>HC = 78</b> <b>FTE = 50</b>	Other Admin/Non- clinical: <b>HC = 188</b> <b>FTE = 124</b>	Receptionists: <b>HC = 325</b> <b>FTE = 202</b>	Telephonists: <b>HC = 1</b> <b>FTE = 1</b>
---	--	--	--	--	--	---	--

# Mid Essex Demographics – Headcount and FTE



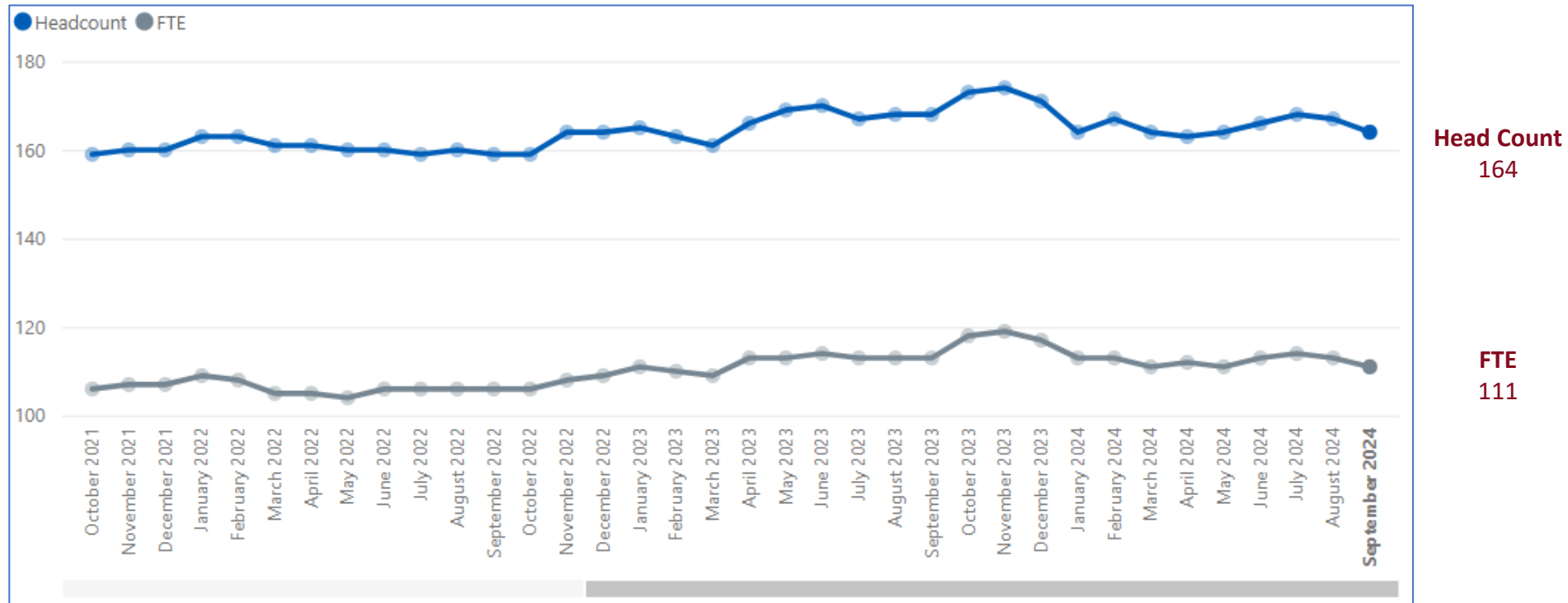
# Mid Essex GP Trends – Headcount and FTE



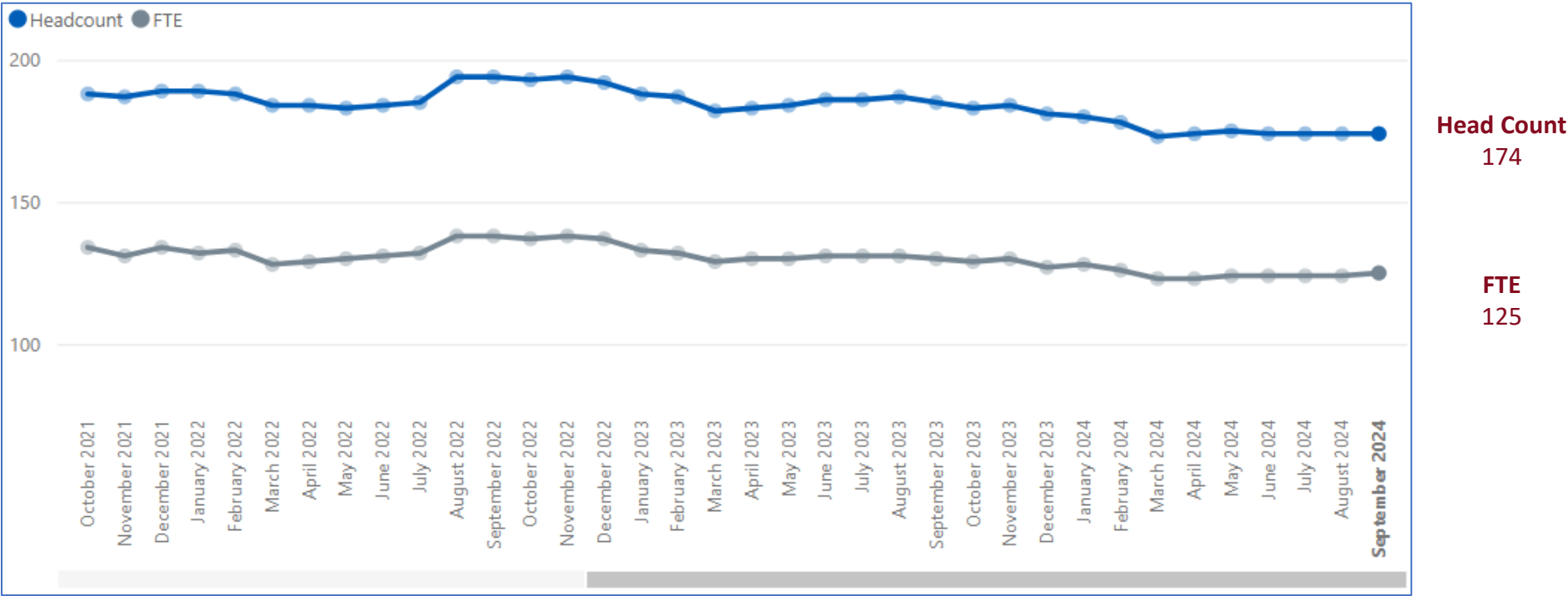
Head Count  
284

FTE  
238

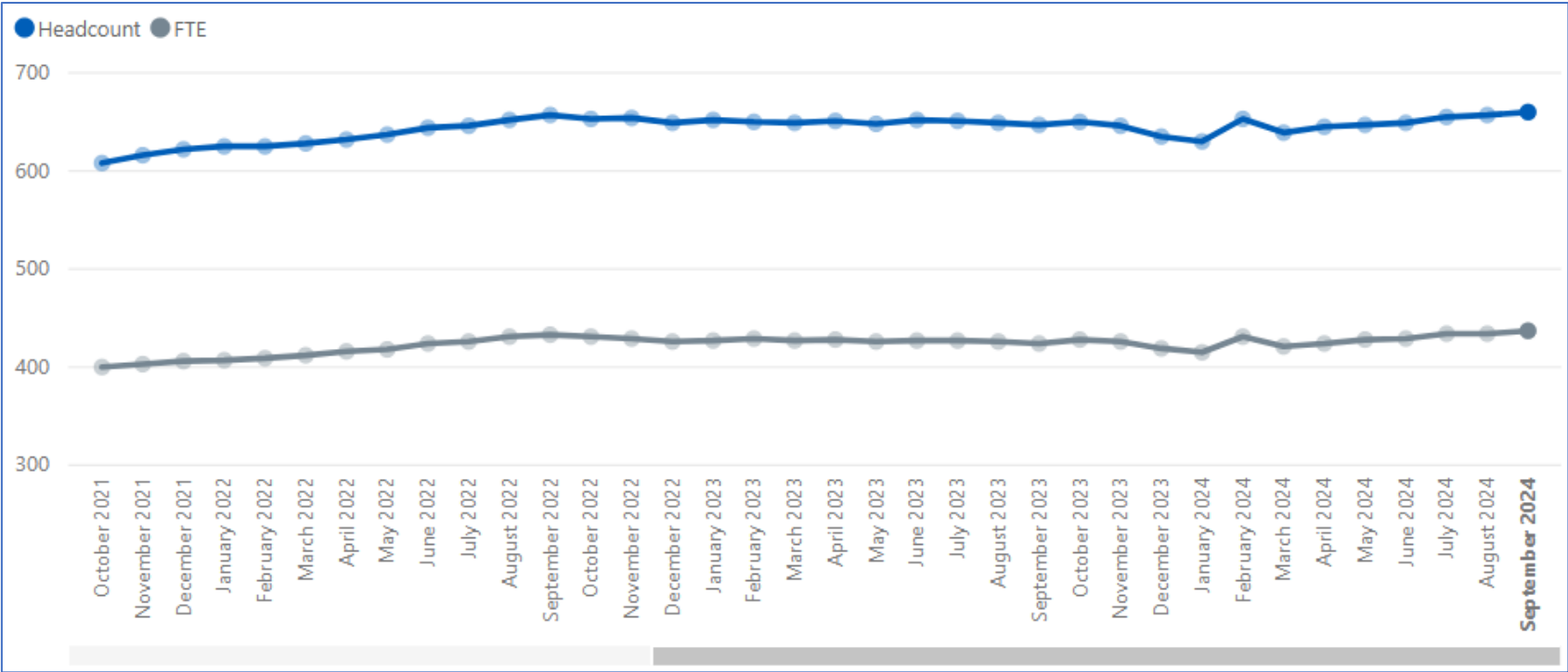
# Mid Essex Nurses Trends – Headcount and FTE



# Mid Essex Direct Patient Care Trends – Headcount and FTE



# Mid Essex Administration/Non-Clinical Trends – Headcount and FTE



**Head Count**  
659

**FTE**  
436

**Basildon & Brentwood  
GP Practices  
Workforce Information**

**August 2024**



# Basildon & Brentwood Workforce Roles in Primary Care – Headcount and FTE



GP Partners:  
**HC = 94**  
**FTE = 81**

GP Regular Locums:  
**HC = 11**  
**FTE = 4**

GP Retainers:  
**HC = 2**  
**FTE = 1**

GPs in Training  
 Grades:  
**HC = 30**  
**FTE = 29**

Salaried  
 GPs:  
**HC = 39**  
**FTE = 24**

Key  
 HC = Head Count  
 FTE = Full-Time Equivalent



Advanced Nurse  
 Practitioners:  
**HC = 21**  
**FTE = 17**

Extended Role  
 Practice Nurses:  
**HC = 0**  
**FTE = 0**

Nurse  
 Dispensers:  
**HC = 0**  
**FTE = 0**

Nurse  
 Specialists:  
**HC = 0**  
**FTE = 0**

Nursing  
 Partners:  
**HC = 0**  
**FTE = 0**

Other  
 Nurses:  
**HC = 2**  
**FTE = 1**

Practice  
 Nurses:  
**HC = 67**  
**FTE = 40**

Trainee  
 Nurses:  
**HC = 1**  
**FTE = 0**



Advanced Paramedic  
 Practitioners:  
**HC = 0**  
**FTE = 0**

Advanced Pharmacist  
 Practitioners:  
**HC = 2**  
**FTE = 1**

Advanced Physiotherapist  
 Practitioners:  
**HC = 0**  
**FTE = 0**

Apprentices:  
**HC = 0**  
**FTE = 0**

Dispensers:  
**HC = 4**  
**FTE = 3**

General Practice  
 Assistants:  
**HC = 0**  
**FTE = 0**

Health Support  
 Workers:  
**HC = 0**  
**FTE = 0**

Health Care  
 Assistants:  
**HC = 31**  
**FTE = 19**

Nursing  
 Associates:  
**HC = 0**  
**FTE = 0**

Other Direct  
 Patient Care:  
**HC = 2**  
**FTE = 1**

Paramedics:  
**HC = 1**  
**FTE = 1**

Pharmacists:  
**HC = 11**  
**FTE = 8**

Pharmacy  
 Technicians:  
**HC = 0**  
**FTE = 0**

Phlebotomists:  
**HC = 1**  
**FTE = 0**

Physician  
 Associates:  
**HC = 5**  
**FTE = 4**

Physiotherapists:  
**HC = 0**  
**FTE = 0**

Social Prescribing  
 Link Workers:  
**HC = 0**  
**FTE = 0**

Therapists:  
**HC = 0**  
**FTE = 0**



Apprentices:  
**HC = 3**  
**FTE = 3**

Estates  
 & Ancillary:  
**HC = 3**  
**FTE = 2**

Management  
 Partners:  
**HC = 0**  
**FTE = 0**

Managers:  
**HC = 40**  
**FTE = 37**

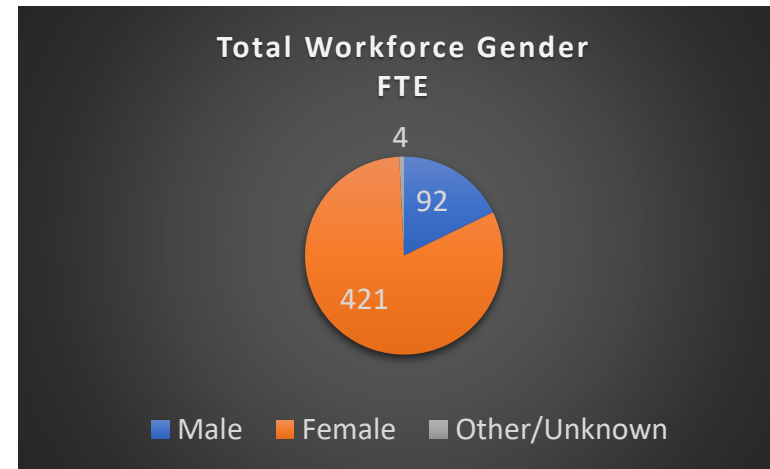
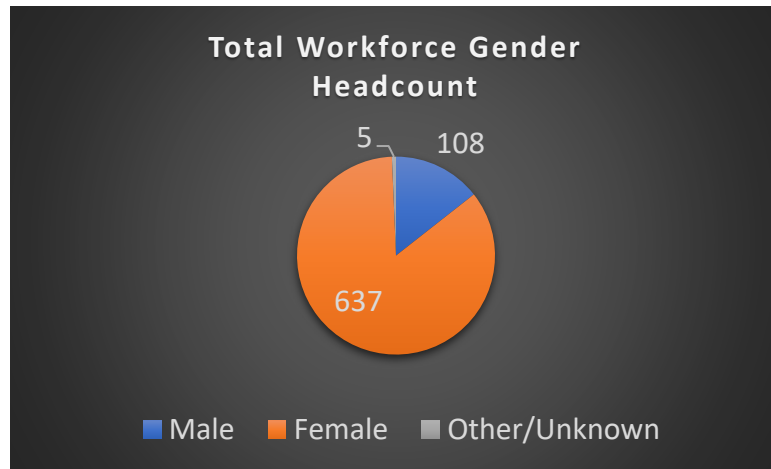
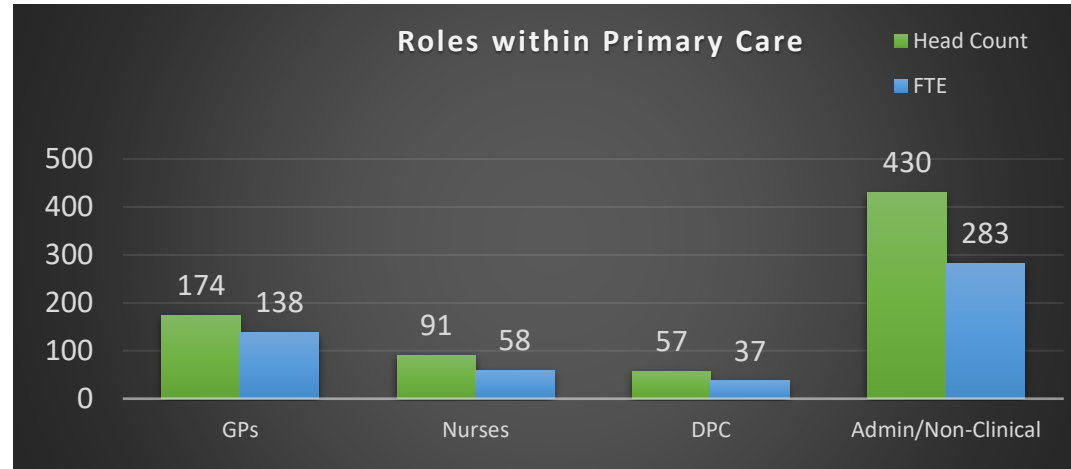
Medical  
 Secretaries:  
**HC = 42**  
**FTE = 28**

Other Admin/Non-  
 clinical:  
**HC = 67**  
**FTE = 42**

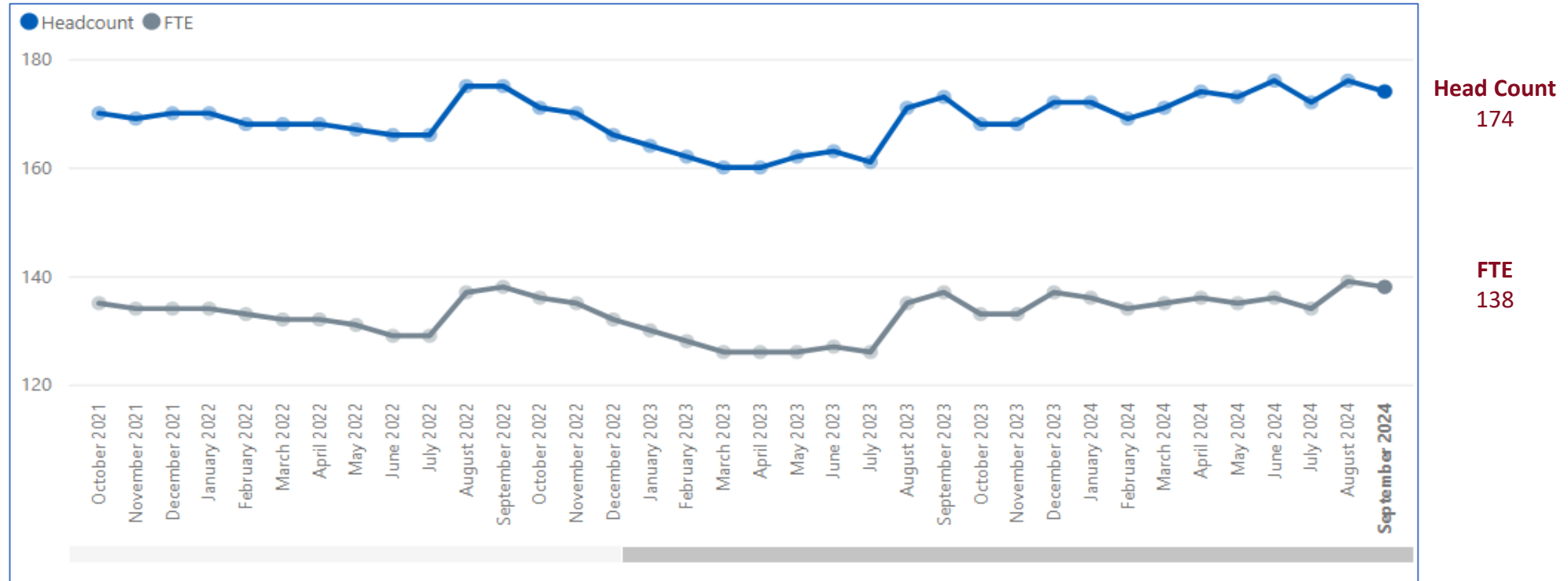
Receptionists:  
**HC = 276**  
**FTE = 172**

Telephonists:  
**HC = 1**  
**FTE = 0**

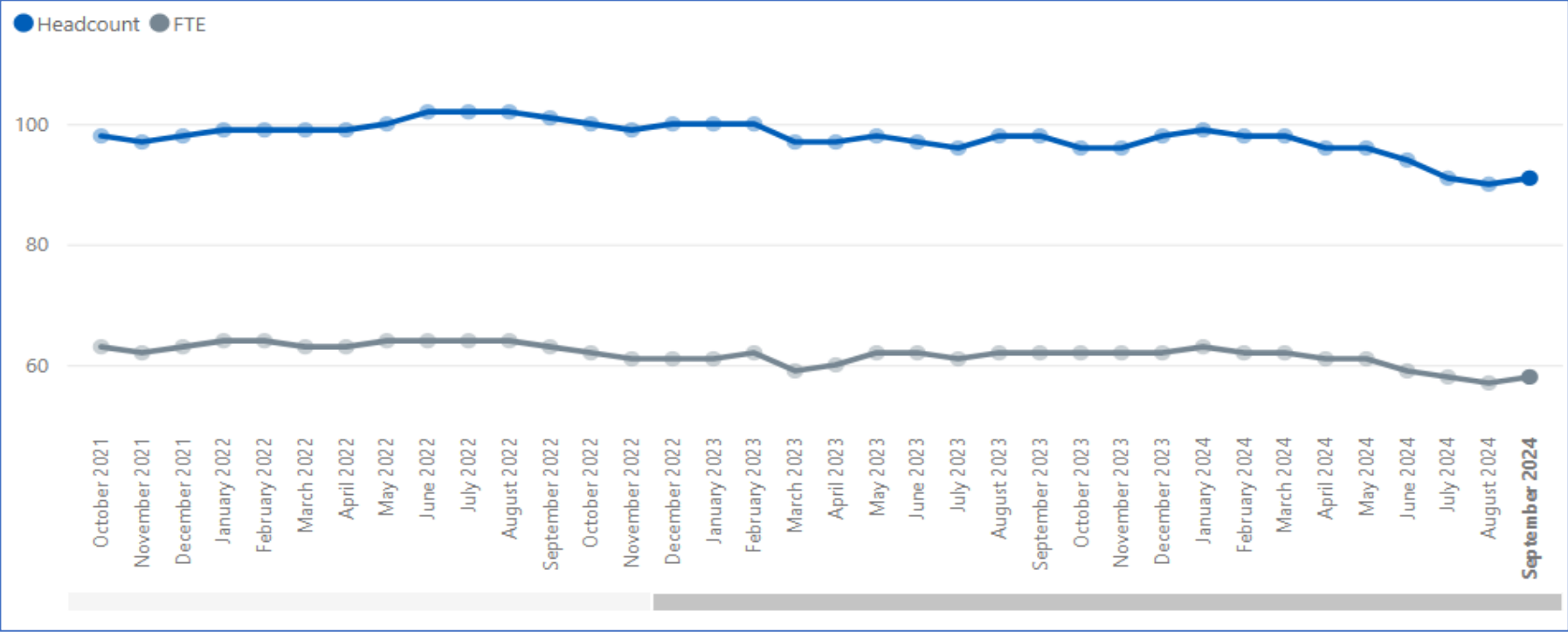
# Basildon & Brentwood Demographics – Headcount and FTE



# Basildon & Brentwood GP Trends – Headcount and FTE



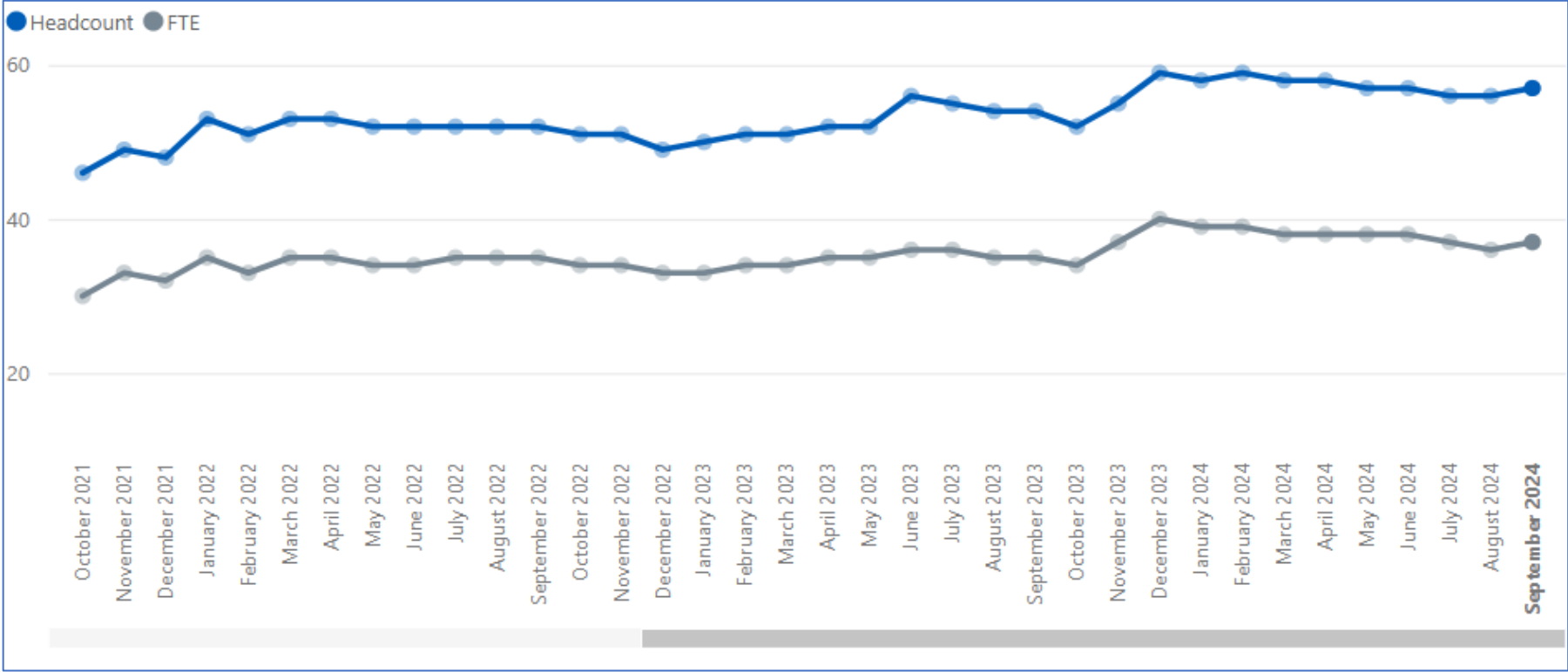
# Basildon & Brentwood Nurses Trends – Headcount and FTE



**Head Count**  
91

**FTE**  
58

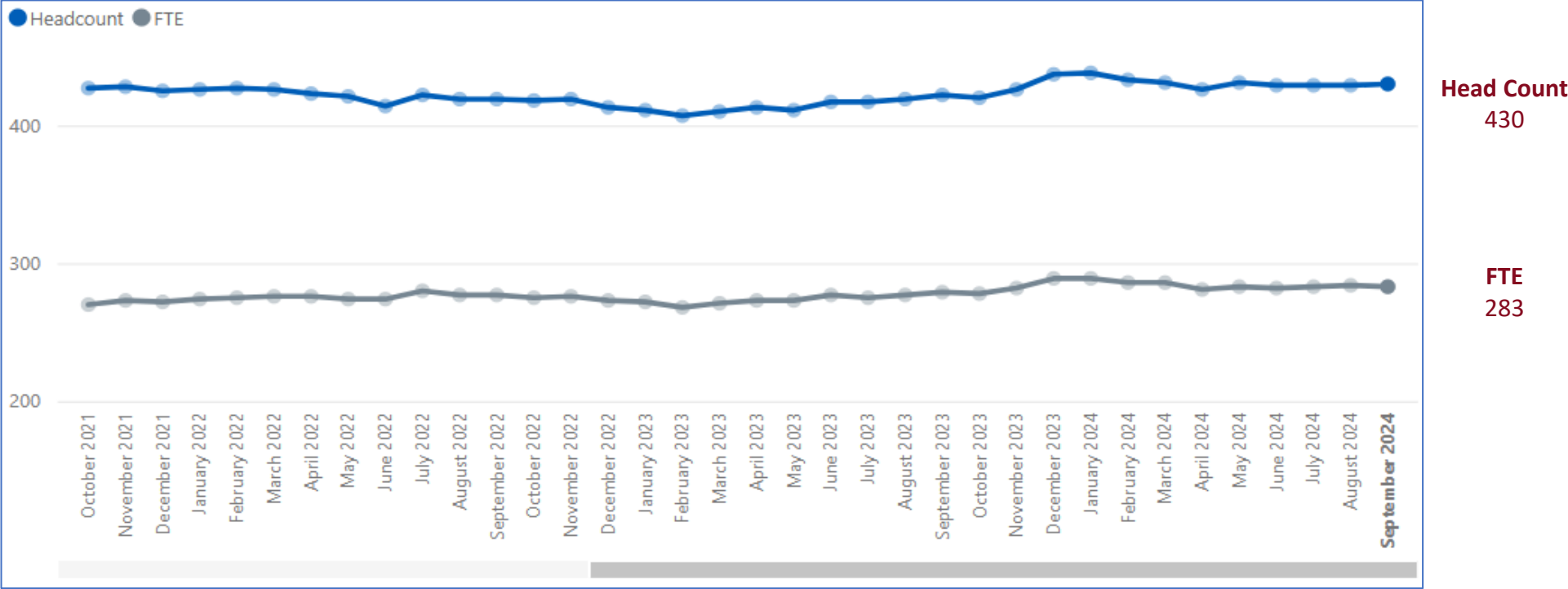
# Basildon & Brentwood Direct Patient Care Trends – Headcount and FTE



**Head Count**  
57

**FTE**  
37

# Basildon & Brentwood Essex Administration/Non-Clinical Trends – Headcount and FTE



# Thurrock GP Practices Workforce Information

September 2024

# Thurrock Workforce Roles in Primary Care – Headcount and FTE



Doctors

GP Partners: <b>HC = 41</b> <b>FTE = 39</b>	GP Regular Locums: <b>HC = 18</b> <b>FTE = 11</b>	GP Retainers: <b>HC = 1</b> <b>FTE = 1</b>	GPs in Training Grades: <b>HC = 18</b> <b>FTE = 17</b>	Salaried GPs: <b>HC = 23</b> <b>FTE = 16</b>
---	---	--	---	---

**Key**  
 HC = Head Count  
 FTE = Full-Time Equivalent



Nurses

Advanced Nurse Practitioners: <b>HC = 13</b> <b>FTE = 10</b>	Extended Role Practice Nurses: <b>HC = 1</b> <b>FTE = 1</b>	Nurse Dispensers: <b>HC = 0</b> <b>FTE = 0</b>	Nurse Specialists: <b>HC = 0</b> <b>FTE = 0</b>	Nursing Partners: <b>HC = 0</b> <b>FTE = 0</b>	Other Nurses: <b>HC = 1</b> <b>FTE = 1</b>	Practice Nurses: <b>HC = 40</b> <b>FTE = 27</b>	Trainee Nurses: <b>HC = 0</b> <b>FTE = 0</b>
---	--	---	--	---	---	--	---



Direct Patient Care

Advanced Paramedic Practitioners: <b>HC = 0</b> <b>FTE = 0</b>	Advanced Pharmacist Practitioners: <b>HC = 1</b> <b>FTE = 0</b>	Advanced Physiotherapist Practitioners: <b>HC = 0</b> <b>FTE = 0</b>	Apprentices: <b>HC = 2</b> <b>FTE = 2</b>	Dispensers: <b>HC = 7</b> <b>FTE = 6</b>	Health Support Workers: <b>HC = 0</b> <b>FTE = 0</b>	Health Care Assistants: <b>HC = 19</b> <b>FTE = 12</b>
Nursing Associates: <b>HC = 3</b> <b>FTE = 1</b>	Other Direct Patient Care: <b>HC = 5</b> <b>FTE = 2</b>	Paramedics: <b>HC = 0</b> <b>FTE = 0</b>	Pharmacists: <b>HC = 12</b> <b>FTE = 8</b>	Pharmacy Technicians: <b>HC = 0</b> <b>FTE = 0</b>	Phlebotomists: <b>HC = 4</b> <b>FTE = 2</b>	Physician Associates: <b>HC = 6</b> <b>FTE = 4</b>
Physiotherapists: <b>HC = 0</b> <b>FTE = 0</b>	Social Prescribing Link Workers: <b>HC = 0</b> <b>FTE = 0</b>	Therapists: <b>HC = 0</b> <b>FTE = 0</b>				

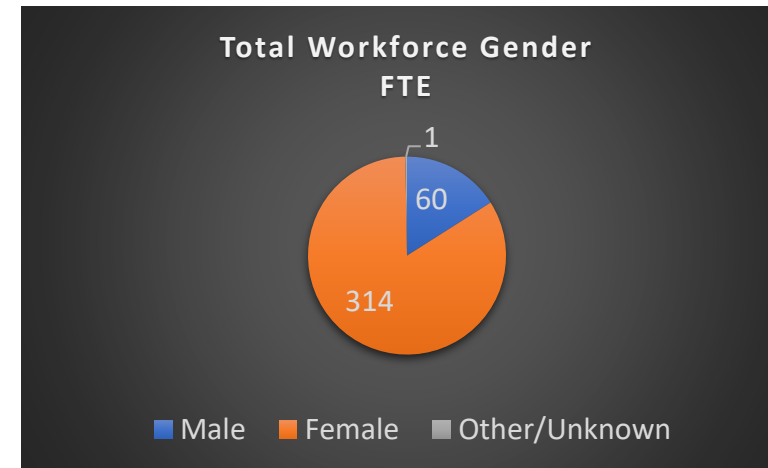
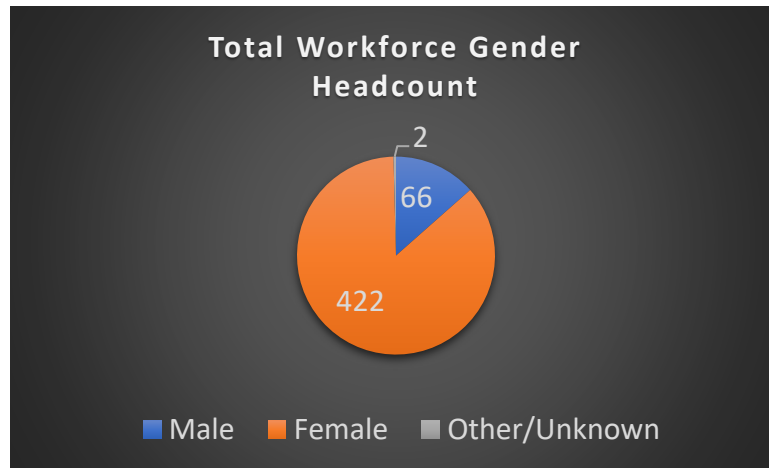
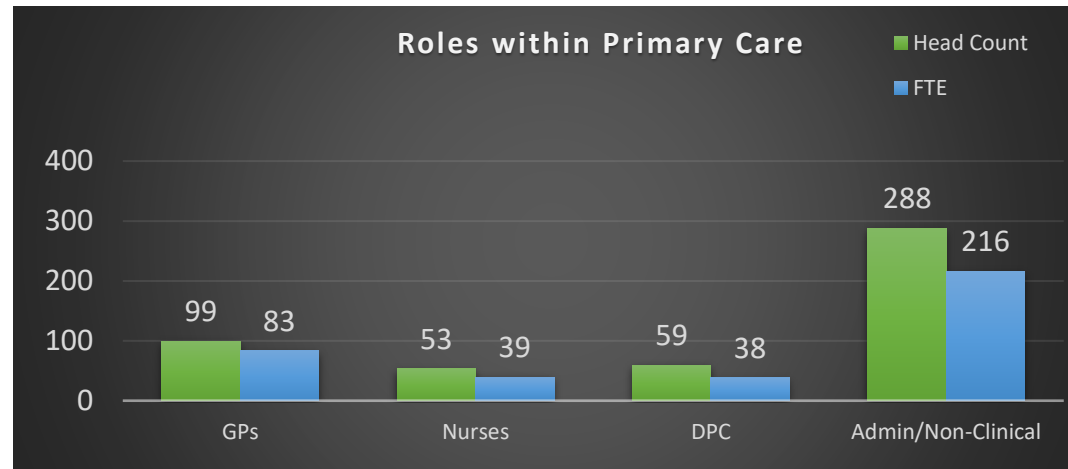


Administration

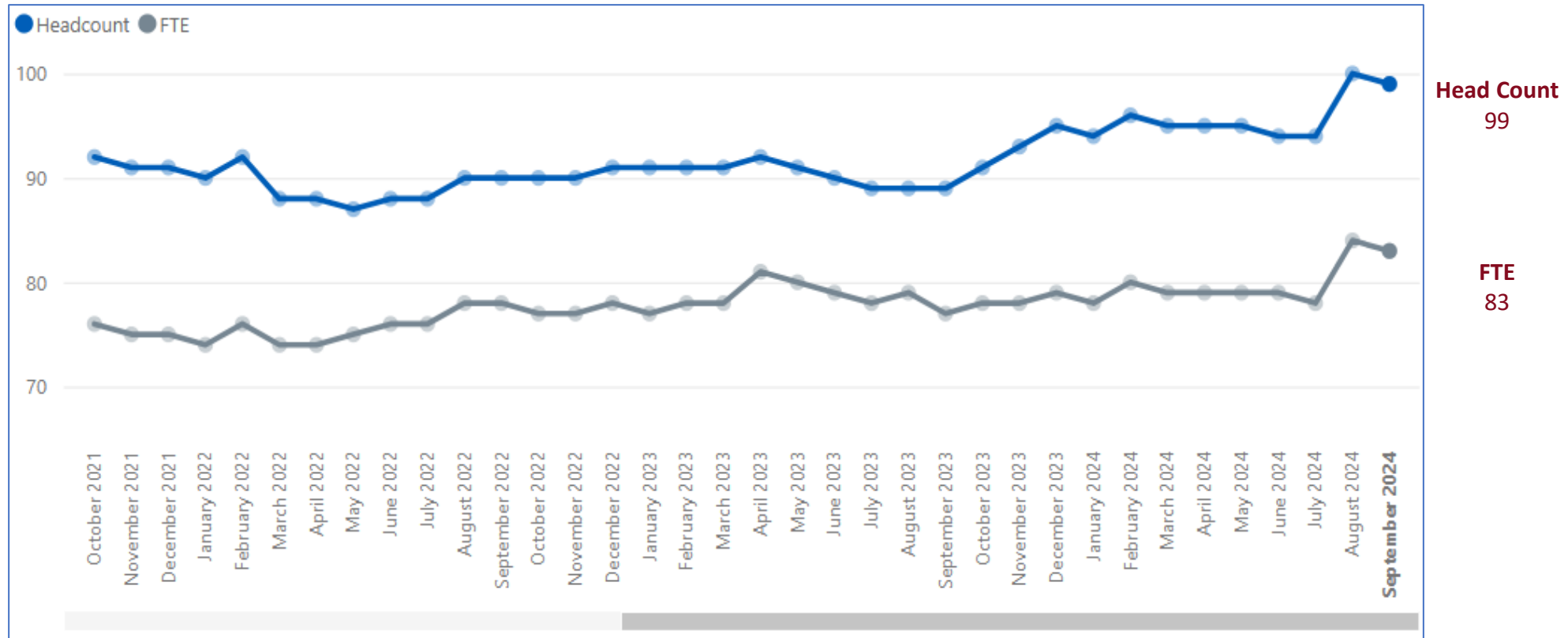
Apprentices: <b>HC = 2</b> <b>FTE = 2</b>	Digital & Transformation Leads: <b>HC = 1</b> <b>FTE = 0</b>	Estates & Ancillary: <b>HC = 2</b> <b>FTE = 1</b>	Management Partners: <b>HC = 7</b> <b>FTE = 6</b>	Managers: <b>HC = 30</b> <b>FTE = 26</b>	Medical Secretaries: <b>HC = 22</b> <b>FTE = 16</b>	Other Admin/Non- clinical: <b>HC = 43</b> <b>FTE = 34</b>	Receptionists: <b>HC = 186</b> <b>FTE = 132</b>	Telephonists: <b>HC = 0</b> <b>FTE = 0</b>
---	--	--	--	--	--	--	---	--



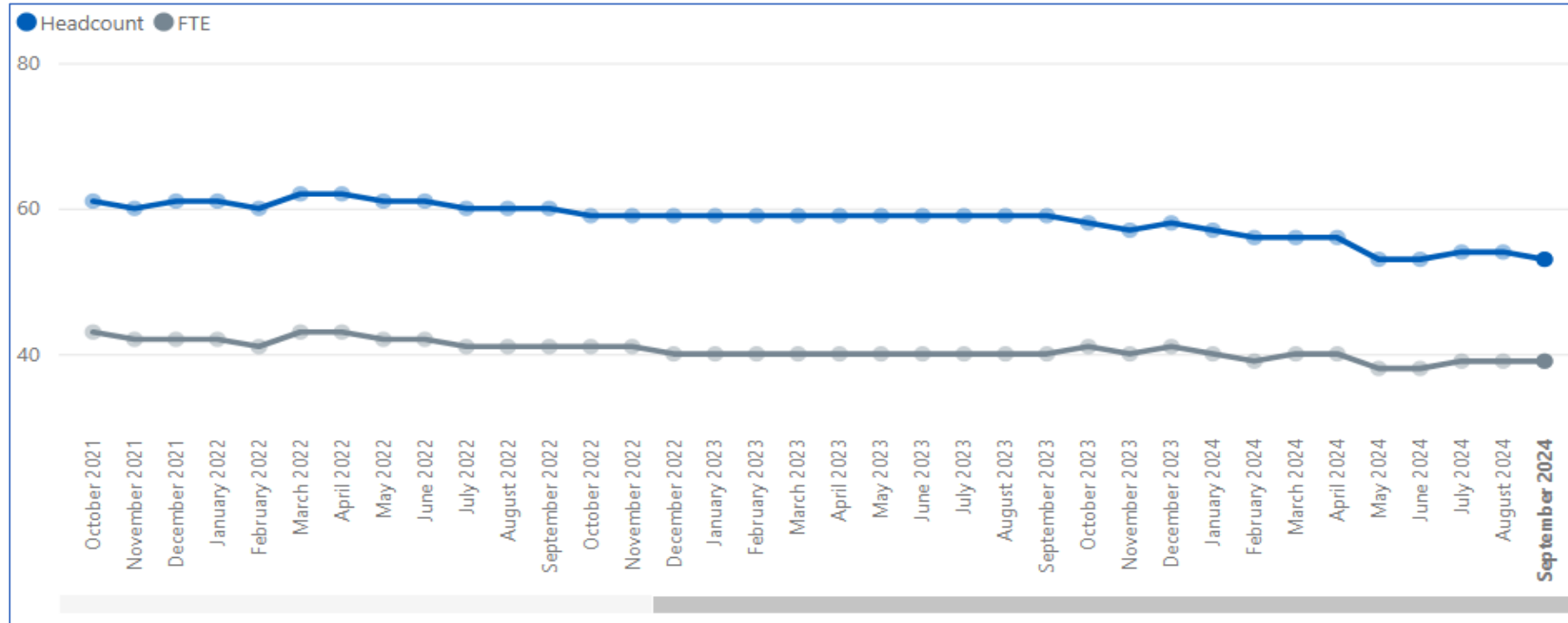
# Thurrock Demographics – Headcount and FTE



# Thurrock GP Trends – Headcount and FTE

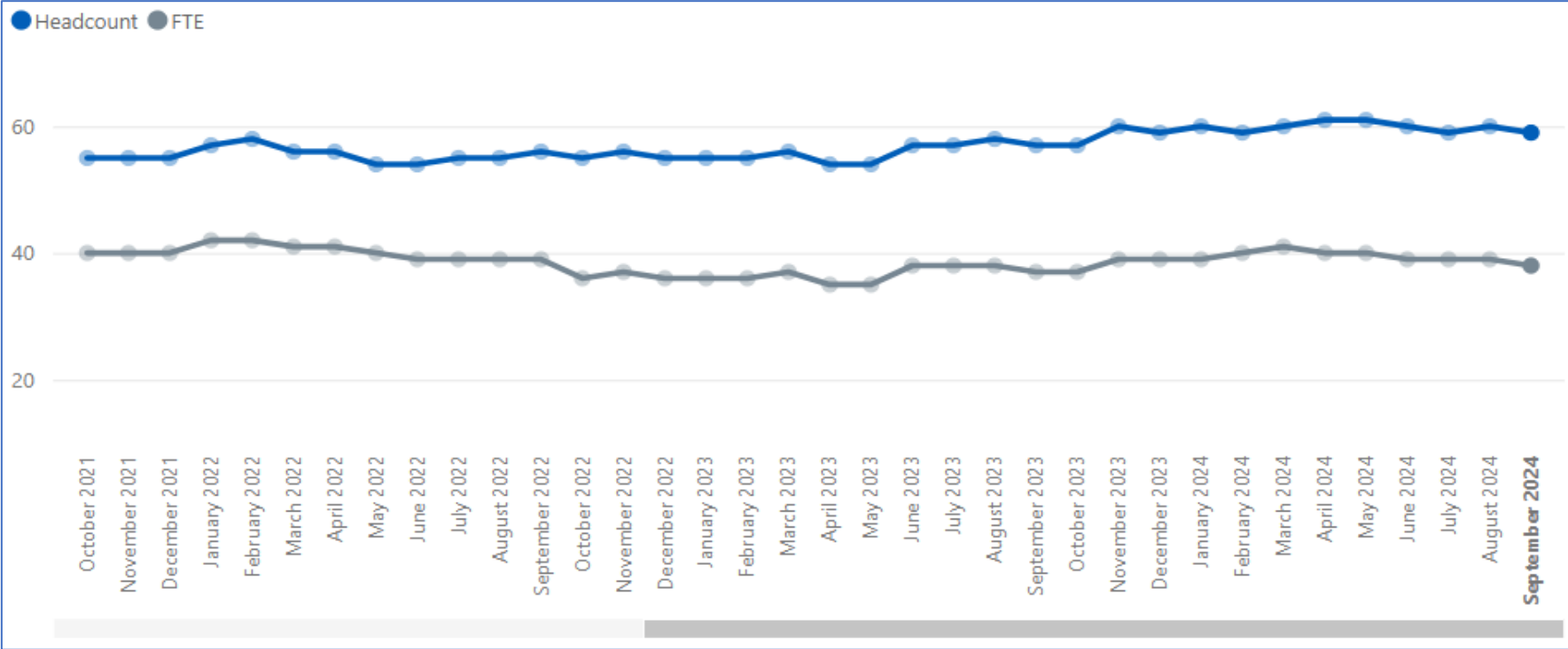


# Thurrock Nurses Trends – Headcount and FTE



**Head Count**  
53  
**FTE**  
39

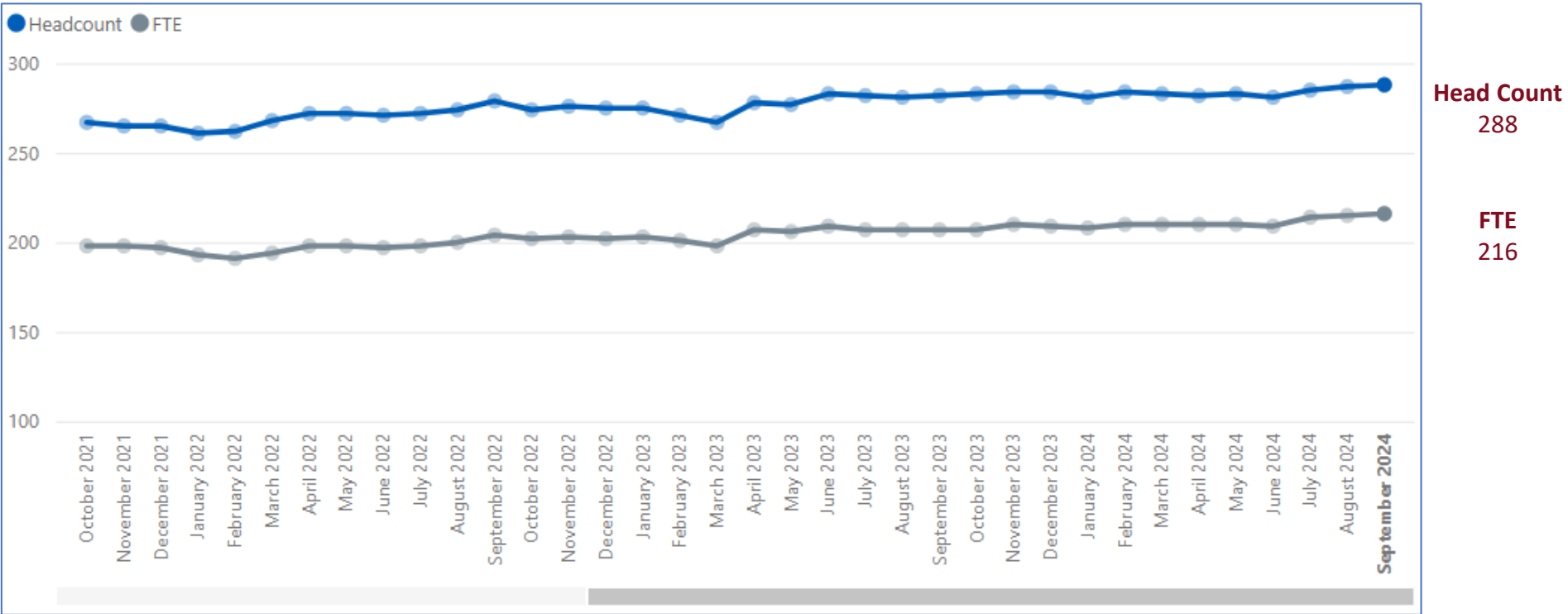
# Thurrock Direct Patient Care Trends – Headcount and FTE



**Head Count**  
59

**FTE**  
38

# Thurrock Administration/Non-Clinical Trends – Headcount and FTE



**Castle Point & Rochford (CPR)**

**GP Practices**

**Workforce Information**

**September 2024**

# CPR Workforce Roles in Primary Care – Headcount and FTE



Doctors

GP Partners: HC = 55 FTE = 54	GP Regular Locums: HC = 12 FTE = 6	GP Retainers: HC = 0 FTE = 0	GPs in Training Grades: HC = 32 FTE = 31	Salaried GPs: HC = 26 FTE = 20
-------------------------------------	--	------------------------------------	---	--------------------------------------

**Key**  
HC = Head Count  
FTE = Full-Time Equivalent



Nurses

Advanced Nurse Practitioners: HC = 13 FTE = 11	Extended Role Practice Nurses: HC = 1 FTE = 1	Nurse Dispensers: HC = 1 FTE = 0	Nurse Specialists: HC = 1 FTE = 1	Nursing Partners: HC = 0 FTE = 0	Other Nurses: HC = 0 FTE = 0	Practice Nurses: HC = 36 FTE = 23	Trainee Nurses: HC = 1 FTE = 1
--	---	--	---	--	------------------------------------	---	--------------------------------------



Direct Patient Care

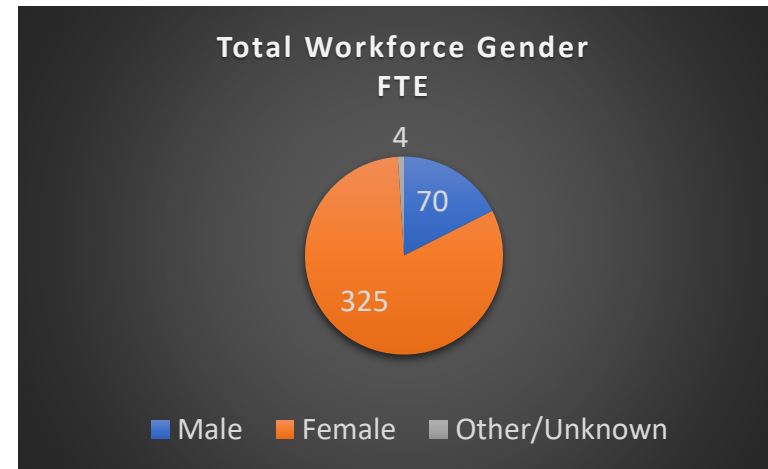
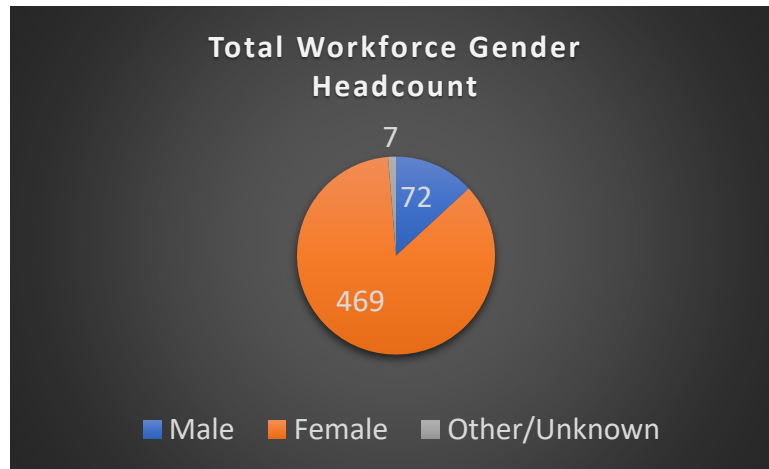
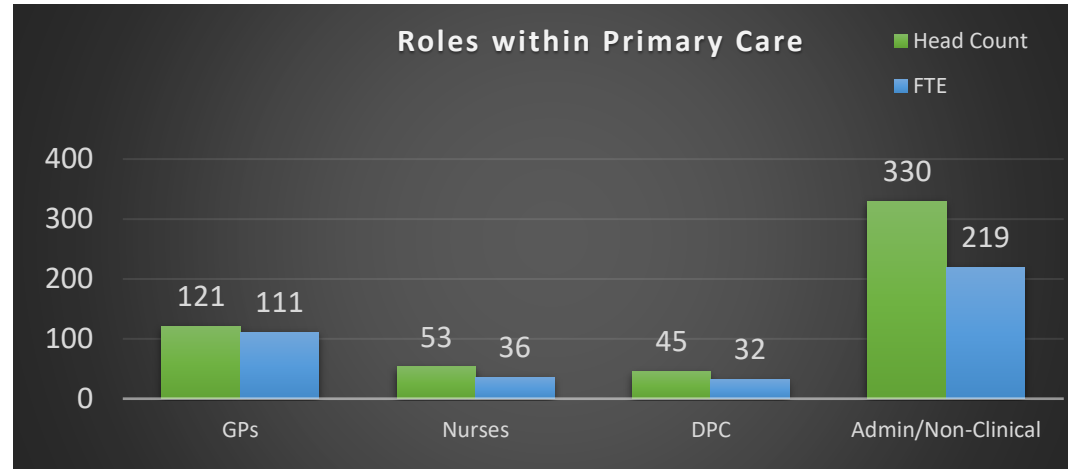
Advanced Paramedic Practitioners: HC = 1 FTE = 1	Advanced Pharmacist Practitioners: HC = 0 FTE = 0	Advanced Physiotherapist Practitioners: HC = 0 FTE = 0	Apprentices: HC = 0 FTE = 0	Dispensers: HC = 0 FTE = 0	Health Support Workers: HC = 0 FTE = 0	Health Care Assistants: HC = 24 FTE = 18
Nursing Associates: HC = 3 FTE = 2	Other Direct Patient Care: HC = 1 FTE = 1	Paramedics: HC = 1 FTE = 1	Pharmacists: HC = 3 FTE = 1	Pharmacy Technicians: HC = 0 FTE = 0	Phlebotomists: HC = 11 FTE = 6	Physician Associates: HC = 1 FTE = 1
Physiotherapists: HC = 1 FTE = 1	Social Prescribing Link Workers: HC = 0 FTE = 0	Therapists: HC = 0 FTE = 0				



Administration

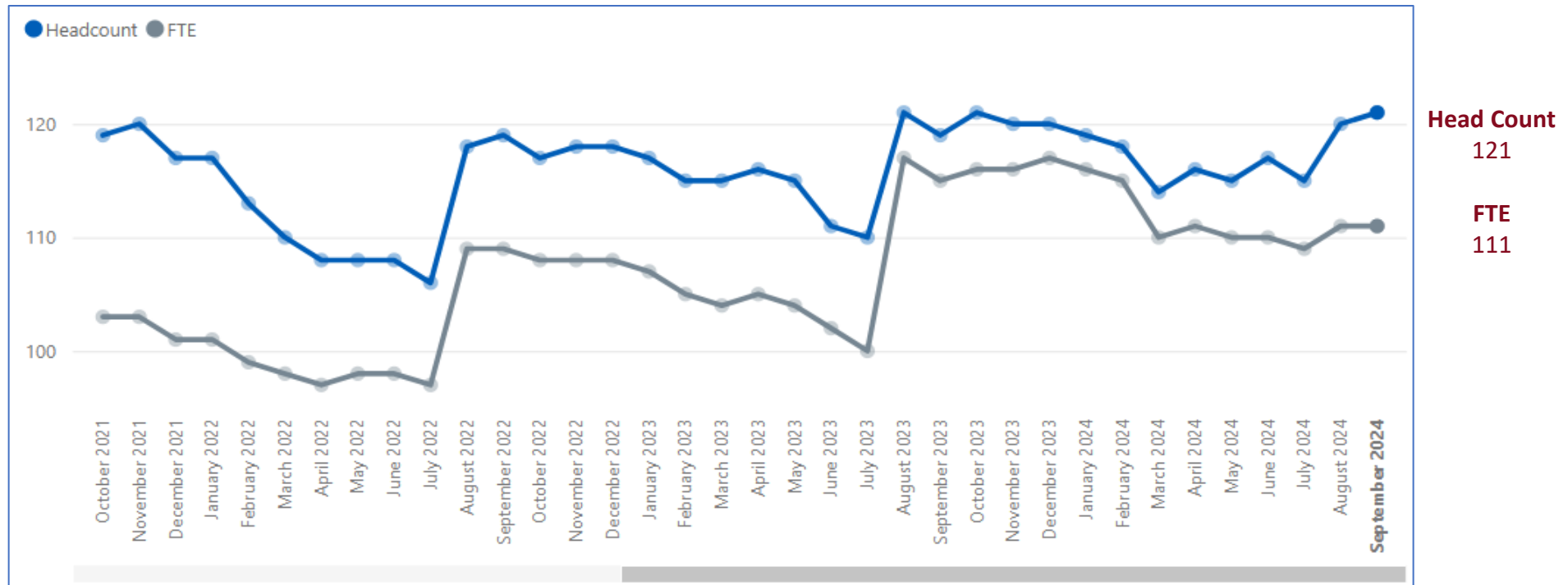
Apprentices: HC = 1 FTE = 1	Estates & Ancillary: HC = 2 FTE = 2	Management Partners: HC = 2 FTE = 2	Managers: HC = 27 FTE = 24	Medical Secretaries: HC = 26 FTE = 19	Other Admin/Non-clinical: HC = 54 FTE = 38	Receptionists: HC = 219 FTE = 133	Telephonists: HC = 1 FTE = 1
-----------------------------------	---	---	----------------------------------	---	--	---	------------------------------------

# CPR Demographics – Headcount and FTE

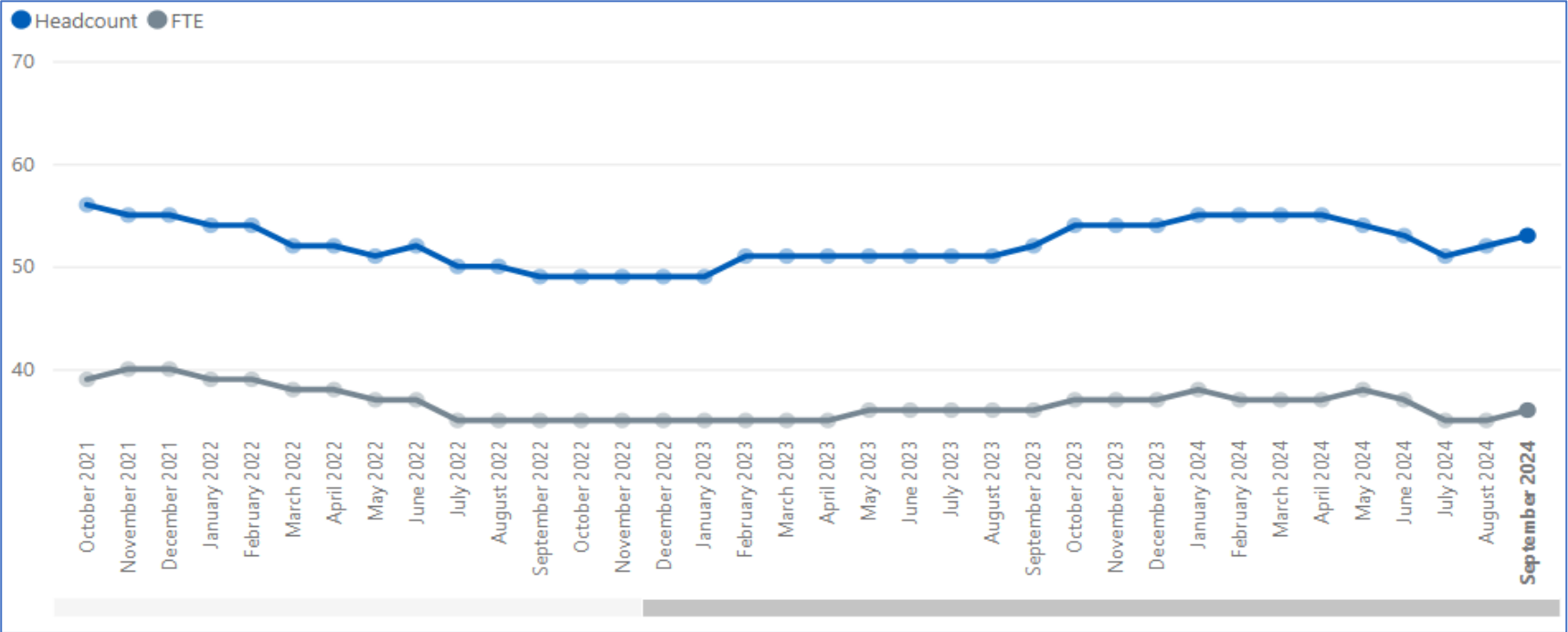




# CPR GP Trends – Headcount and FTE



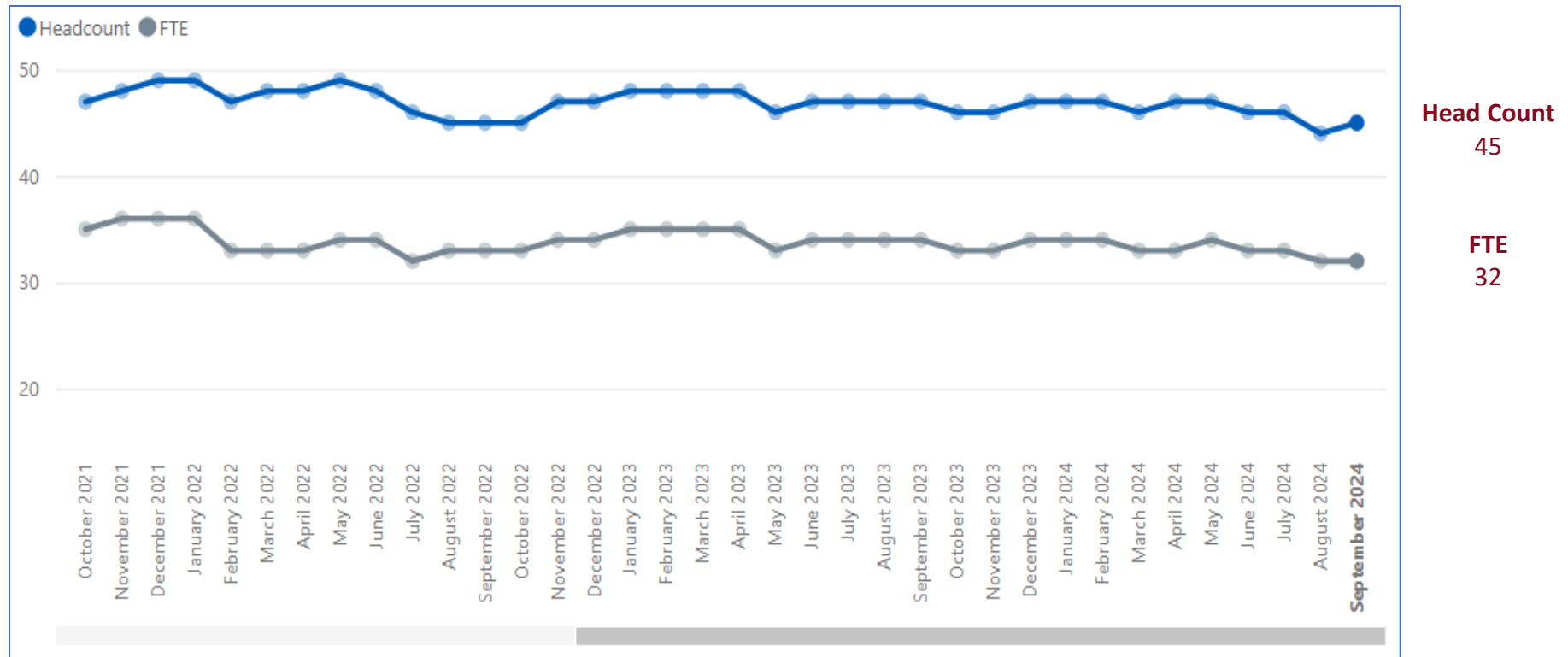
# CPR Nurses Trends – Headcount and FTE



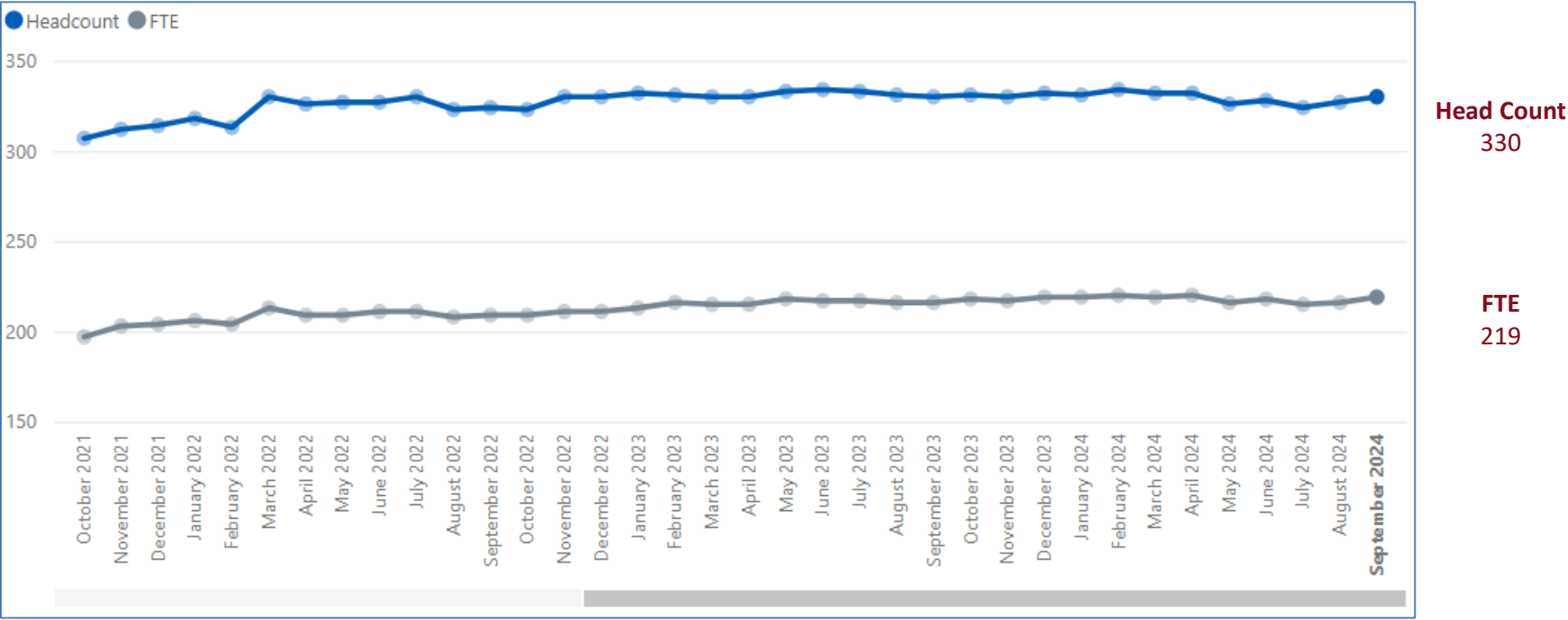
Head Count  
53

FTE  
36

# CPR Direct Patient Care Trends – Headcount and FTE



# CPR Administration/Non-Clinical Trends – Headcount and FTE



# Southend GP Practices Workforce Information

September 2024

# Southend Workforce Roles in Primary Care – Headcount and FTE



Doctors

GP Partners: <b>HC = 50</b> <b>FTE = 45</b>	GP Regular Locums: <b>HC = 22</b> <b>FTE = 7</b>	GP Retainers: <b>HC = 1</b> <b>FTE = 0</b>	GPs in Training Grades: <b>HC = 34</b> <b>FTE = 31</b>	Salaried GPs: <b>HC = 46</b> <b>FTE = 28</b>
---	--	--	---	---

**Key**  
HC = Head Count  
FTE = Full-Time Equivalent



Nurses

Advanced Nurse Practitioners: <b>HC = 23</b> <b>FTE = 18</b>	Extended Role Practice Nurses: <b>HC = 3</b> <b>FTE = 2</b>	Nurse Dispensers: <b>HC = 0</b> <b>FTE = 0</b>	Nurse Specialists: <b>HC = 2</b> <b>FTE = 1</b>	Nursing Partners: <b>HC = 0</b> <b>FTE = 0</b>	Other Nurses: <b>HC = 2</b> <b>FTE = 2</b>	Practice Nurses: <b>HC = 50</b> <b>FTE = 28</b>	Trainee Nurses: <b>HC = 1</b> <b>FTE = 1</b>
---	--	---	--	---	---	--	---



Direct Patient Care

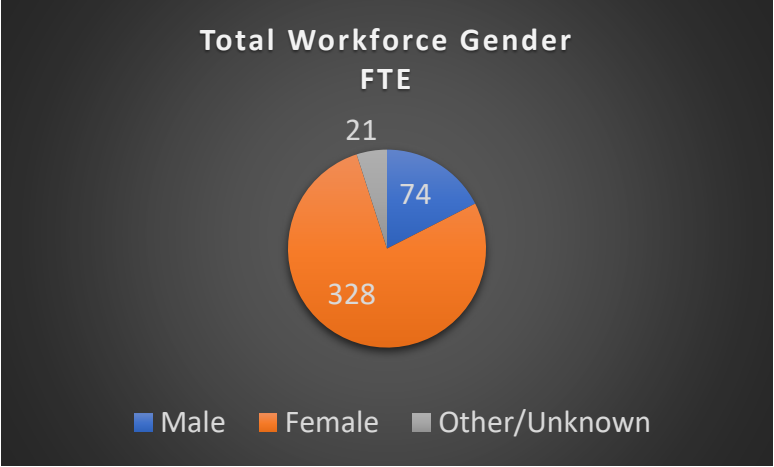
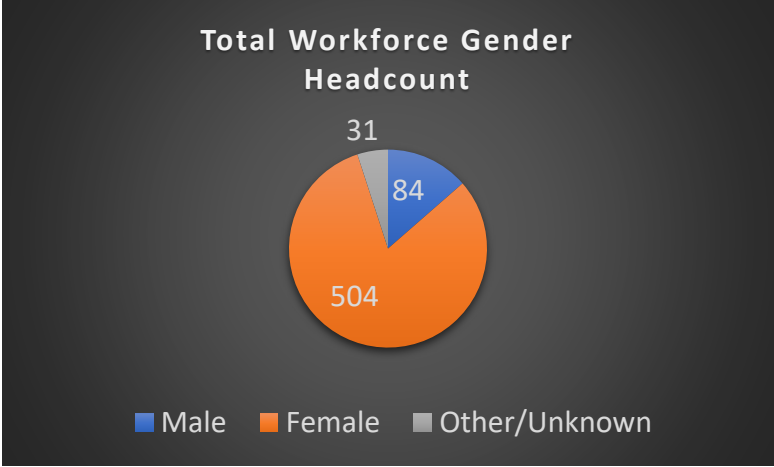
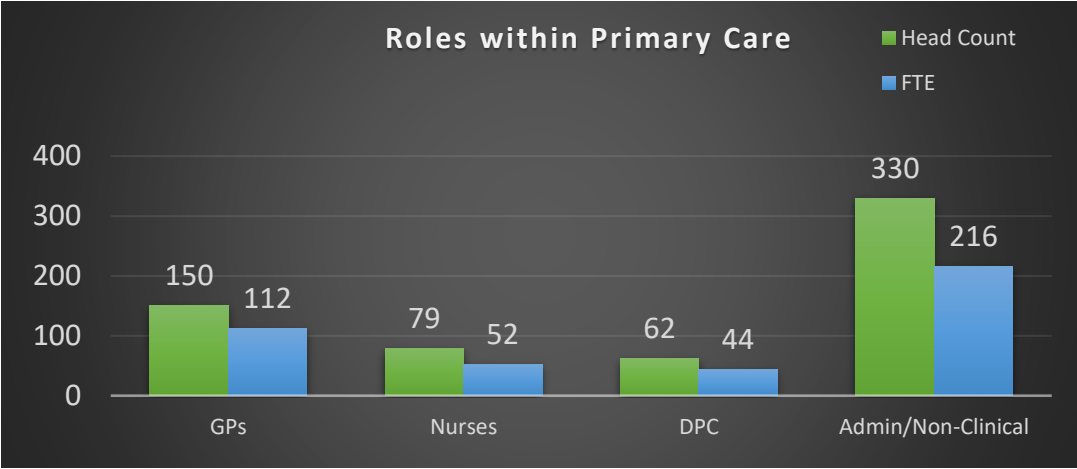
Advanced Paramedic Practitioners: <b>HC = 0</b> <b>FTE = 0</b>	Advanced Pharmacist Practitioners: <b>HC = 1</b> <b>FTE = 1</b>	Advanced Physiotherapist Practitioners: <b>HC = 0</b> <b>FTE = 0</b>	Dieticians: <b>HC = 1</b> <b>FTE = 1</b>	Dispensers: <b>HC = 1</b> <b>FTE = 1</b>	General Practice Assistants: <b>HC = 1</b> <b>FTE = 1</b>	Health Support Workers: <b>HC = 2</b> <b>FTE = 2</b>
Health Care Assistants: <b>HC = 29</b> <b>FTE = 15</b>	Nursing Associates: <b>HC = 0</b> <b>FTE = 0</b>	Other Direct Patient Care: <b>HC = 1</b> <b>FTE = 1</b>	Paramedics: <b>HC = 4</b> <b>FTE = 3</b>	Pharmacists: <b>HC = 11</b> <b>FTE = 9</b>	Pharmacy Technicians: <b>HC = 1</b> <b>FTE = 1</b>	Phlebotomists: <b>HC = 0</b> <b>FTE = 0</b>
Physician Associates: <b>HC = 8</b> <b>FTE = 7</b>	Physiotherapists: <b>HC = 0</b> <b>FTE = 0</b>	Podiatrists: <b>HC = 2</b> <b>FTE = 2</b>	Social Prescribing Link Workers: <b>HC = 0</b> <b>FTE = 0</b>	Therapists: <b>HC = 0</b> <b>FTE = 0</b>		



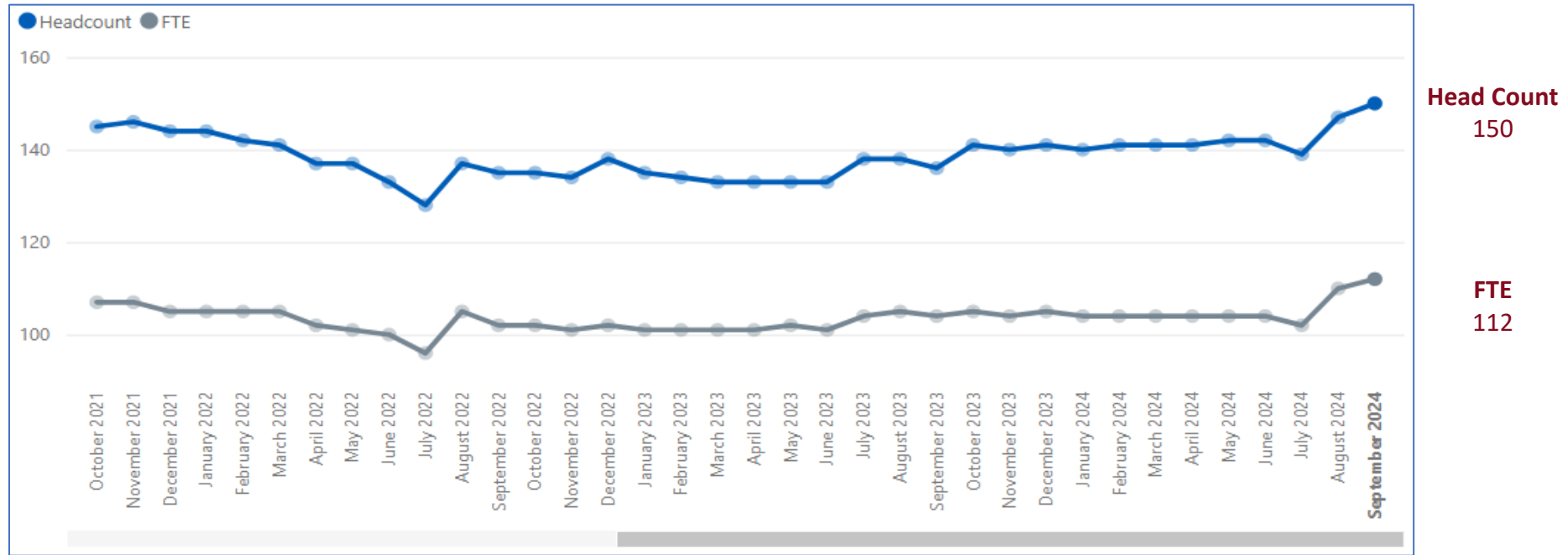
Administration

Apprentices: <b>HC = 2</b> <b>FTE = 2</b>	Estates & Ancillary: <b>HC = 2</b> <b>FTE = 2</b>	Management Partners: <b>HC = 0</b> <b>FTE = 0</b>	Managers: <b>HC = 38</b> <b>FTE = 32</b>	Medical Secretaries: <b>HC = 30</b> <b>FTE = 19</b>	Other Admin/Non- clinical: <b>HC = 55</b> <b>FTE = 39</b>	Receptionists: <b>HC = 202</b> <b>FTE = 123</b>	Telephonists: <b>HC = 1</b> <b>FTE = 1</b>
---	--	--	--	--	--	---	--

# Southend Demographics – Headcount and FTE

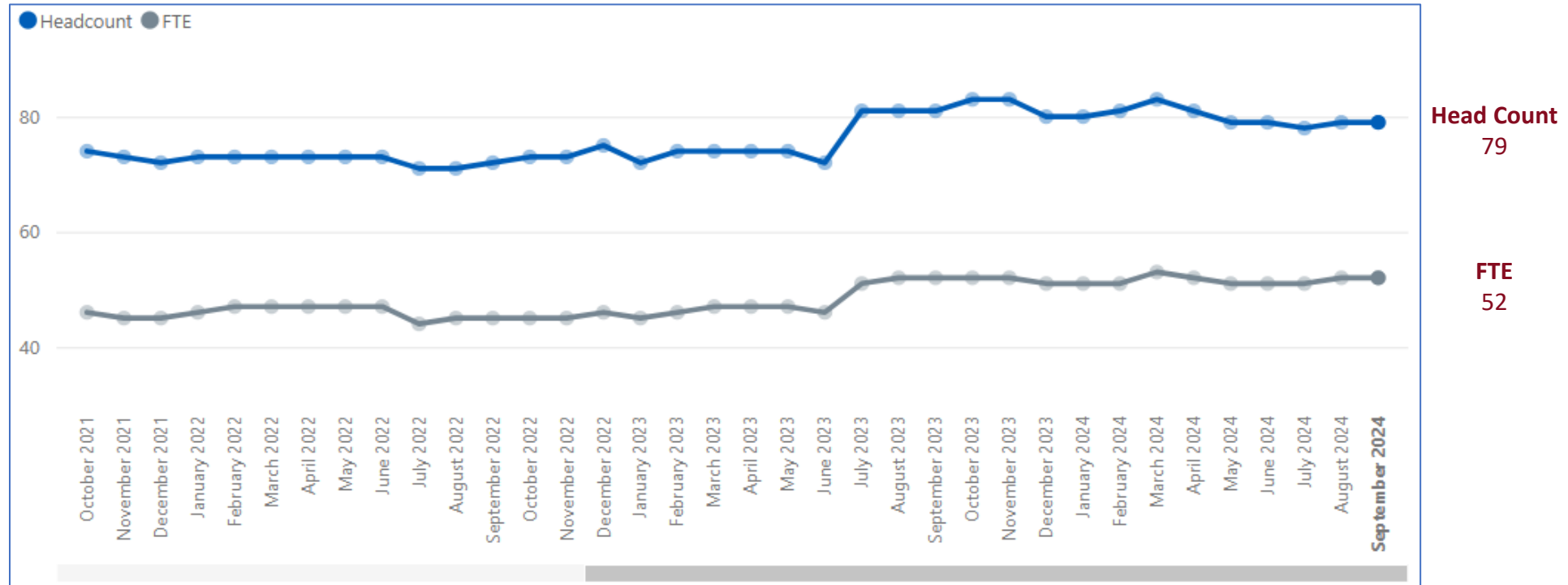


# Southend GP Trends – Headcount and FTE

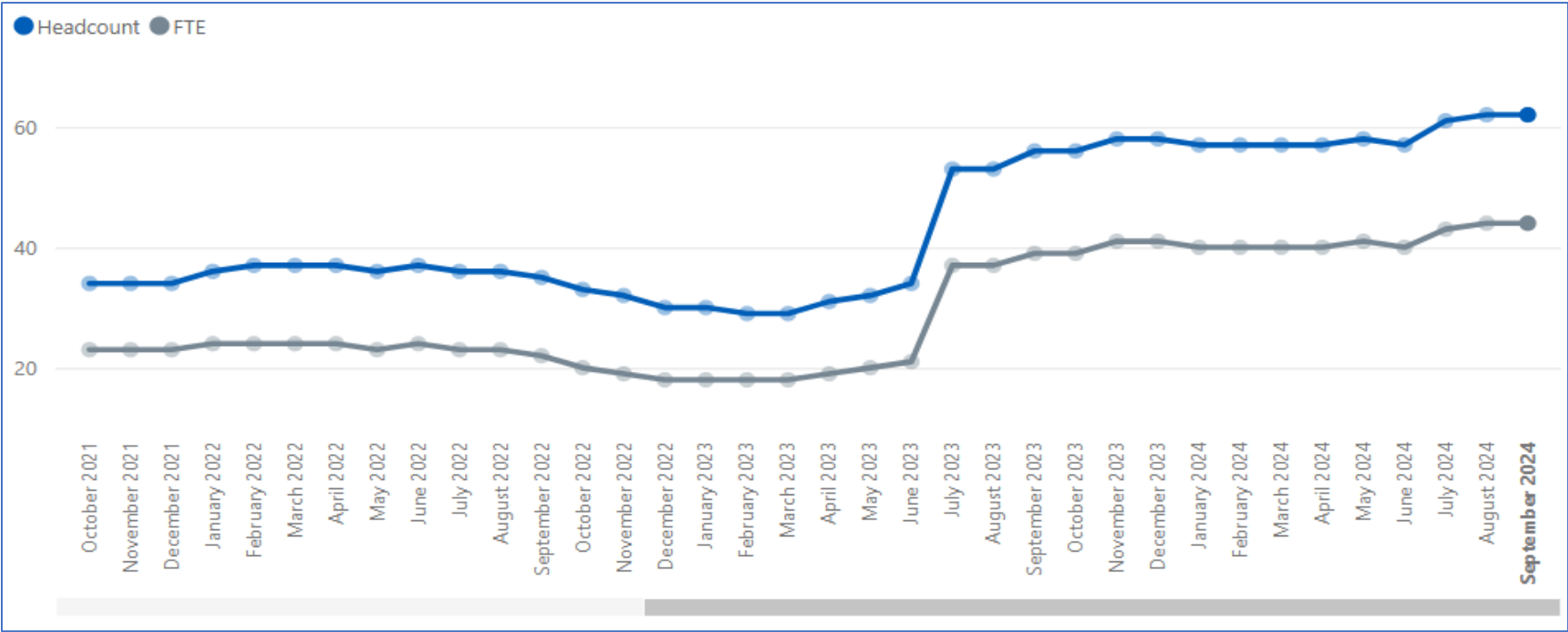




# Southend Nurses Trends – Headcount and FTE



# Southend Direct Patient Care Trends – Headcount and FTE



**Head Count**  
62

**FTE**  
44

# Southend Administration/Non-Clinical Trends – Headcount and FTE

