

**Essex  
GP Practices  
Workforce Information**

**June 2024**

# Index

|    |                         |
|----|-------------------------|
| 3  | Summary                 |
| 4  | Essex Overall           |
| 11 | North East Essex        |
| 18 | West Essex              |
| 25 | Mid Essex               |
| 32 | Basildon & Brentwood    |
| 39 | Thurrock                |
| 46 | Castle Point & Rochford |
| 53 | Southend                |

# Summary

- The first part of this report presents data for GPs, Nurses, Direct Patient Care and Admin/Non-Clinical staff working in Primary Care in Essex
- It is a snapshot of the Essex Primary Care workforce for June 2024
- Full Time Equivalent (FTE) is a standardised measure, 1.0 FTE equates to full-time work of 37.5 hours per week
- Headcount is the number of people working in a role
- NHS Digital is the source of the information

# Essex GP Practices Workforce Information

June 2024

# Essex Workforce Roles in Primary Care – Headcount and FTE



Doctors

|   |   |   |   |  |
|---|---|---|---|--|
| GP Partners:<br><b>HC = 540</b><br><b>FTE = 502</b> | GP Regular Locums:<br><b>HC = 93</b><br><b>FTE = 41</b> | GP Retainers:<br><b>HC = 11</b><br><b>FTE = 5</b> | GPs in Training<br>Grades:<br><b>HC = 255</b><br><b>FTE = 238</b> | Salaried GPs:<br><b>HC = 366</b><br><b>FTE = 231</b> |
|---|---|---|---|--|

**Key**  
 HC = Head Count  
 FTE = Full-Time Equivalent



Nurses

|  |  |  |   |  |   |   |  |
|--|--|--|---|--|---|---|--|
| Advanced Nurse Practitioners:<br><b>HC = 205</b><br><b>FTE = 159</b> | Extended Role Practice Nurses:<br><b>HC = 13</b><br><b>FTE = 8</b> | Nurse Dispensers:<br><b>HC = 4</b><br><b>FTE = 3</b> | Nurse Specialists:<br><b>HC = 14</b><br><b>FTE = 10</b> | Nursing Partners:<br><b>HC = 1</b><br><b>FTE = 1</b> | Other Nurses:<br><b>HC = 11</b><br><b>FTE = 7</b> | Practice Nurses:<br><b>HC = 479</b><br><b>FTE = 320</b> | Trainee Nurses:<br><b>HC = 3</b><br><b>FTE = 2</b> |
|--|--|--|---|--|---|---|--|



Direct Patient Care

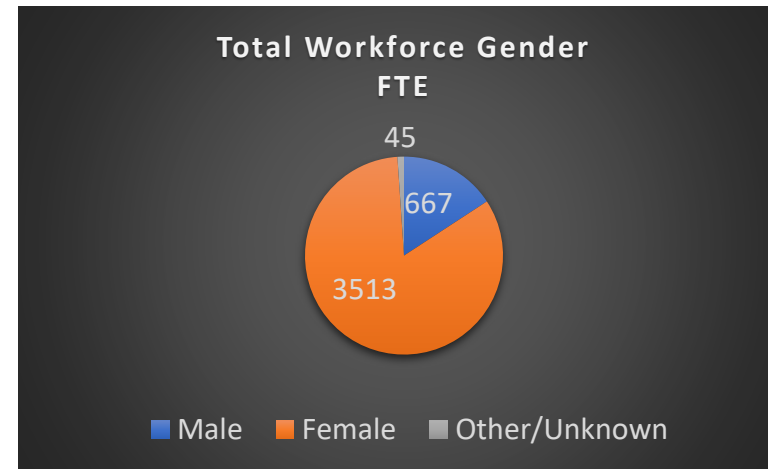
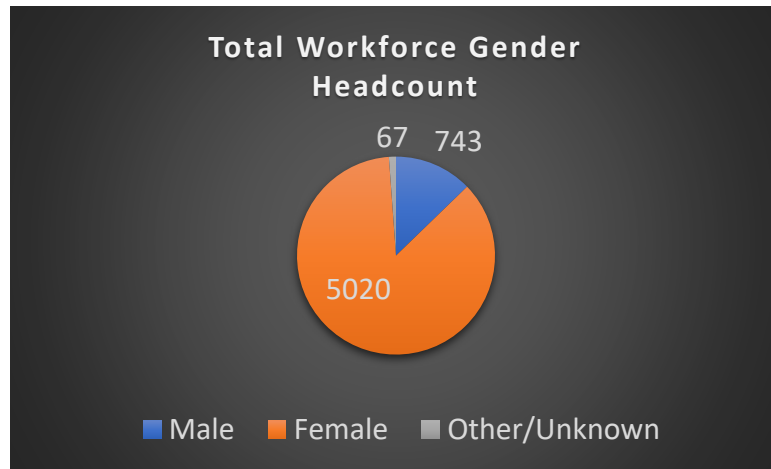
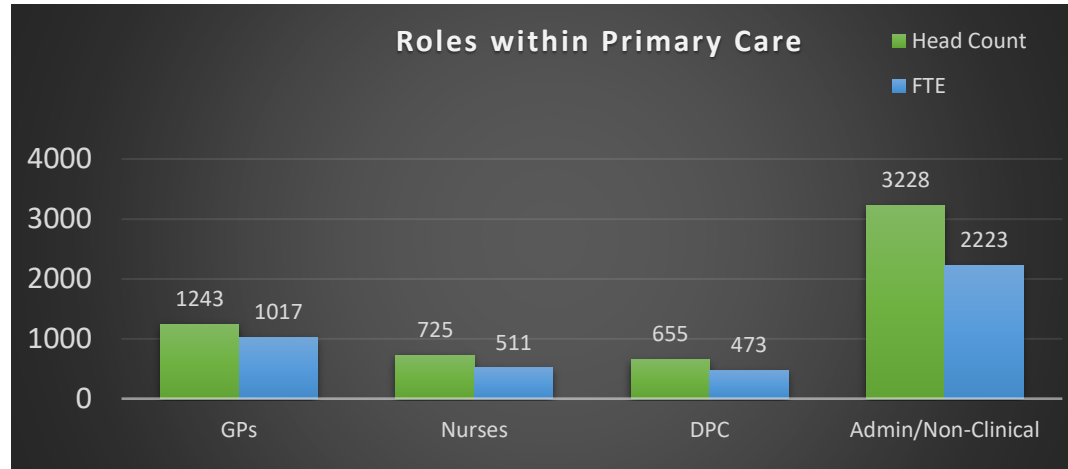
|  |   |  |   |   |   |  |
|--|---|--|---|---|---|--|
| Advanced Paramedic Practitioners:<br><b>HC = 10</b><br><b>FTE = 10</b> | Advanced Pharmacist Practitioners:<br><b>HC = 13</b><br><b>FTE = 10</b> | Advanced Physiotherapist Practitioners:<br><b>HC = 1</b><br><b>FTE = 1</b> | Apprentices:<br><b>HC = 2</b><br><b>FTE = 2</b>                 | Dispensers:<br><b>HC = 137</b><br><b>FTE = 102</b>                  | General Practice Assistants:<br><b>HC = 4</b><br><b>FTE = 3</b> | Health Support Workers:<br><b>HC = 7</b><br><b>FTE = 5</b>     |
| Health Care Assistants:<br><b>HC = 279</b><br><b>FTE = 190</b>         | IAPT Staff:<br><b>HC = 0</b><br><b>FTE = 0</b>                          | Nursing Associates:<br><b>HC = 7</b><br><b>FTE = 4</b>                     | Other Direct Patient Care:<br><b>HC = 20</b><br><b>FTE = 12</b> | Paramedics:<br><b>HC = 32</b><br><b>FTE = 28</b>                    | Pharmacists:<br><b>HC = 66</b><br><b>FTE = 48</b>               | Pharmacy Technicians:<br><b>HC = 8</b><br><b>FTE = 6</b>       |
| Phlebotomists:<br><b>HC = 36</b><br><b>FTE = 23</b>                    | Physician Associates:<br><b>HC = 25</b><br><b>FTE = 20</b>              | Physiotherapists:<br><b>HC = 4</b><br><b>FTE = 4</b>                       | Podiatrists:<br><b>HC = 1</b><br><b>FTE = 1</b>                 | Social Prescribing Link Workers:<br><b>HC = 2</b><br><b>FTE = 2</b> | Therapists:<br><b>HC = 0</b><br><b>FTE = 0</b>                  | Trainee Nursing Associates:<br><b>HC = 2</b><br><b>FTE = 2</b> |



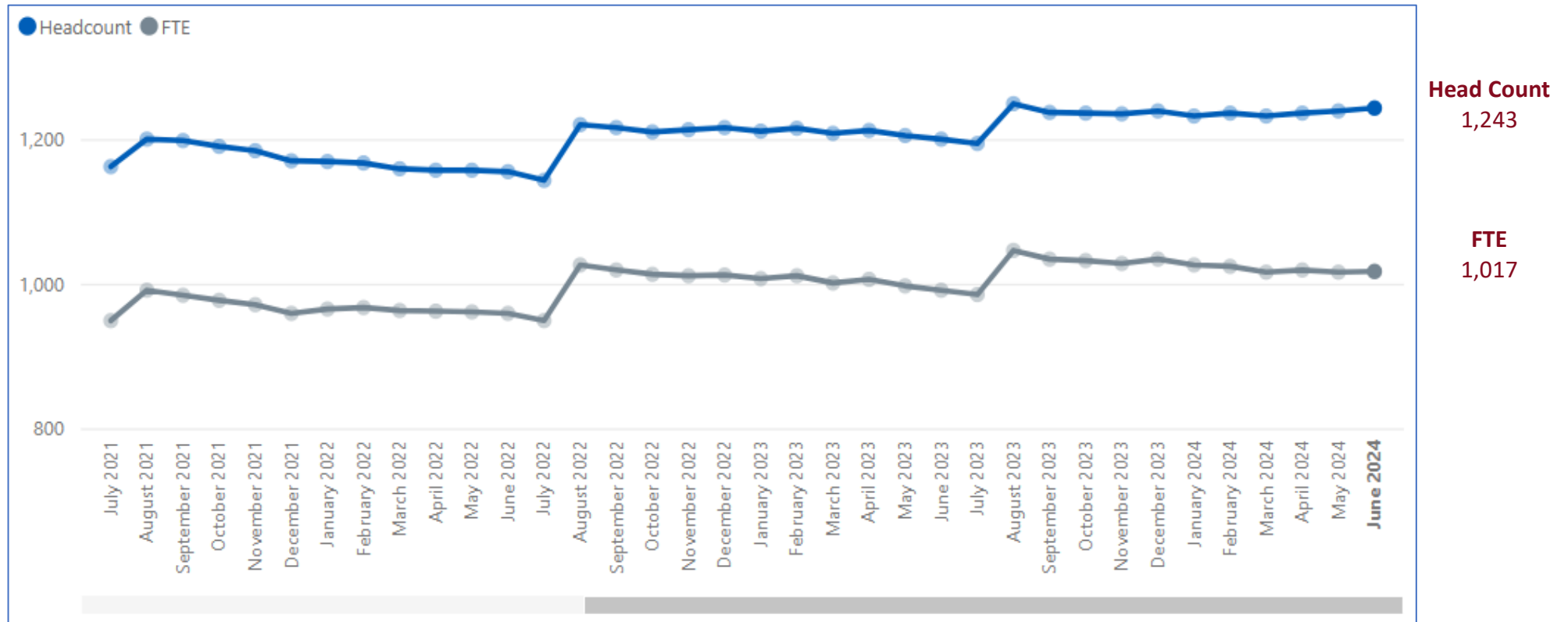
Administration

|   |  |   |   |  |   |  |   |   |
|---|--|---|---|--|---|--|---|---|
| Apprentices:<br><b>HC = 17</b><br><b>FTE = 16</b> | Digital Transformation Leads:<br><b>HC = 2</b><br><b>FTE = 1</b> | Estates & Ancillary:<br><b>HC = 22</b><br><b>FTE = 10</b> | Management Partners:<br><b>HC = 13</b><br><b>FTE = 12</b> | Managers:<br><b>HC = 303</b><br><b>FTE = 270</b> | Medical Secretaries:<br><b>HC = 303</b><br><b>FTE = 209</b> | Other Admin/Non-clinical:<br><b>HC = 739</b><br><b>FTE = 508</b> | Receptionists:<br><b>HC = 1845</b><br><b>FTE = 1191</b> | Telephonists:<br><b>HC = 10</b><br><b>FTE = 6</b> |
|---|--|---|---|--|---|--|---|---|

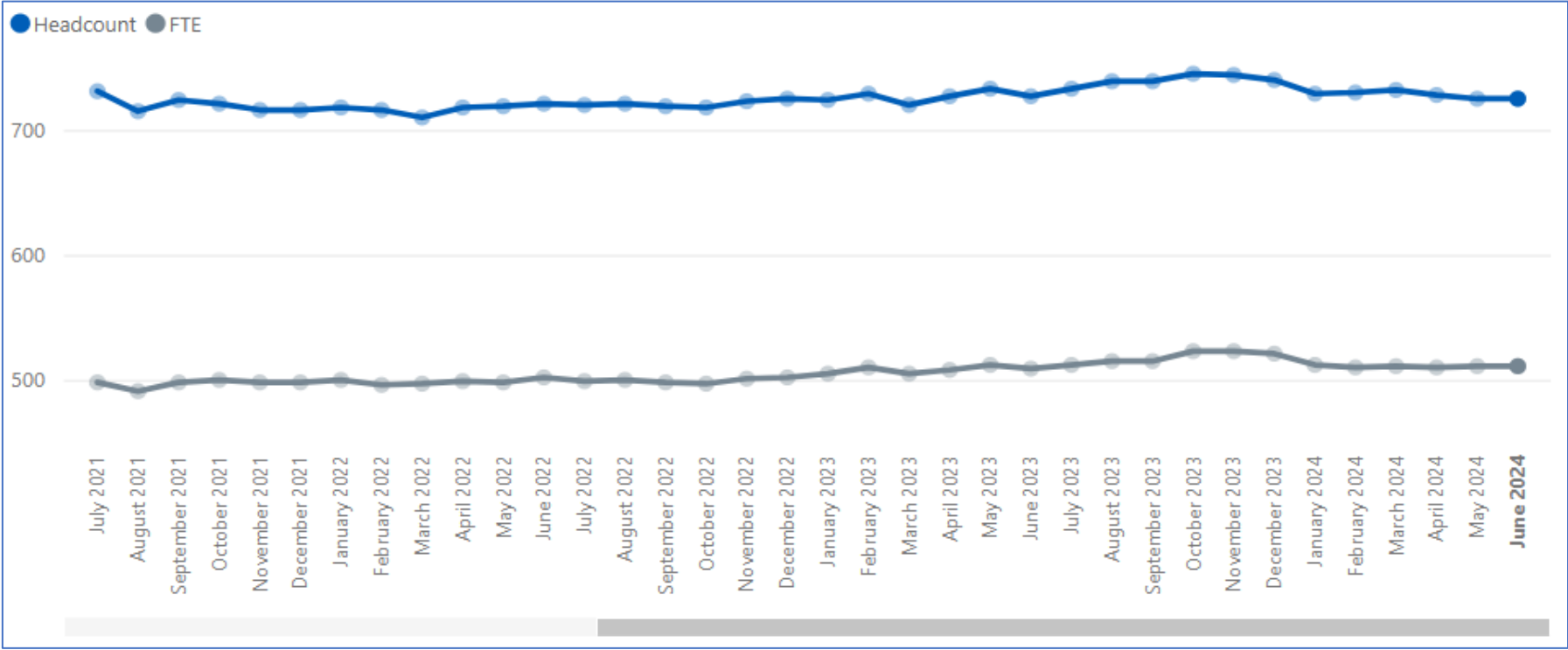
# Essex Demographics – Headcount and FTE



# Essex GP Trends – Headcount and FTE



# Nurses Trends – Headcount and FTE

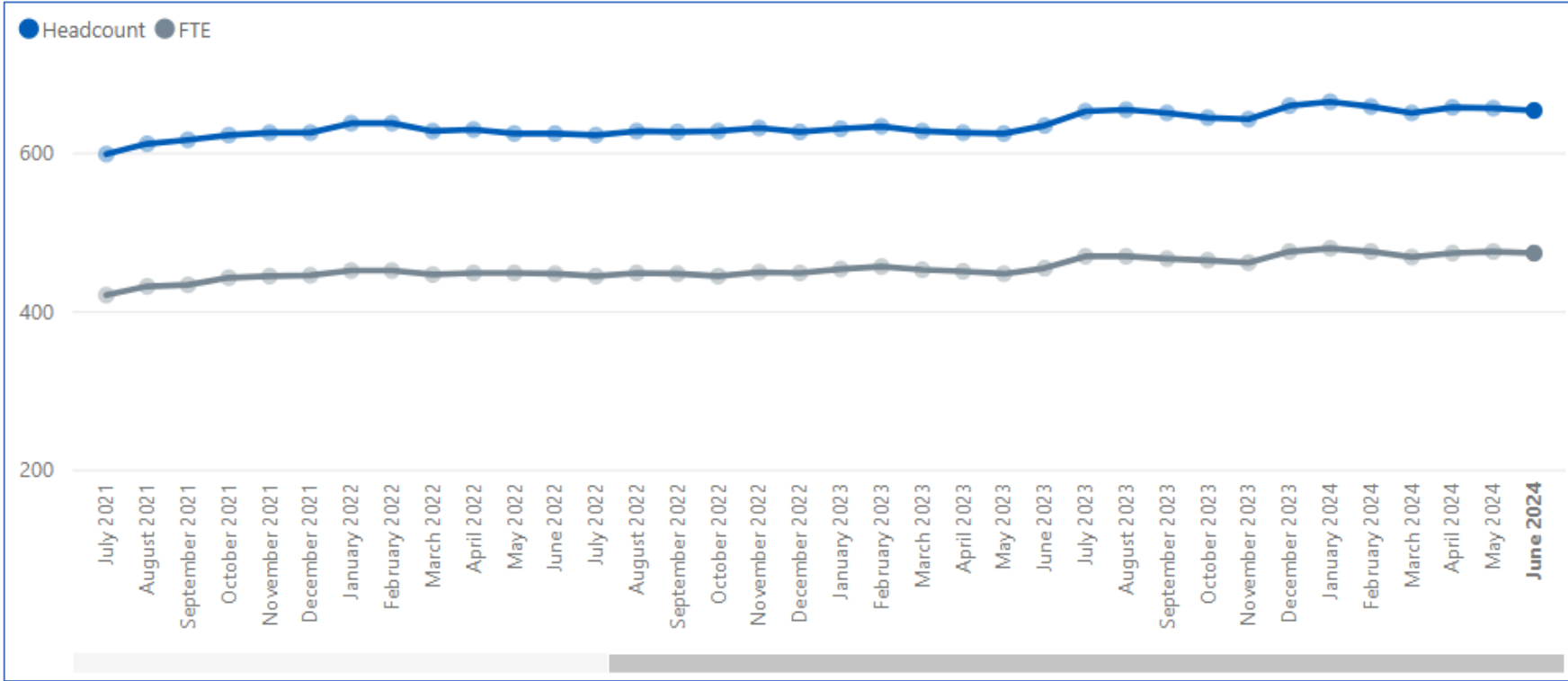


Head Count  
725

FTE  
511



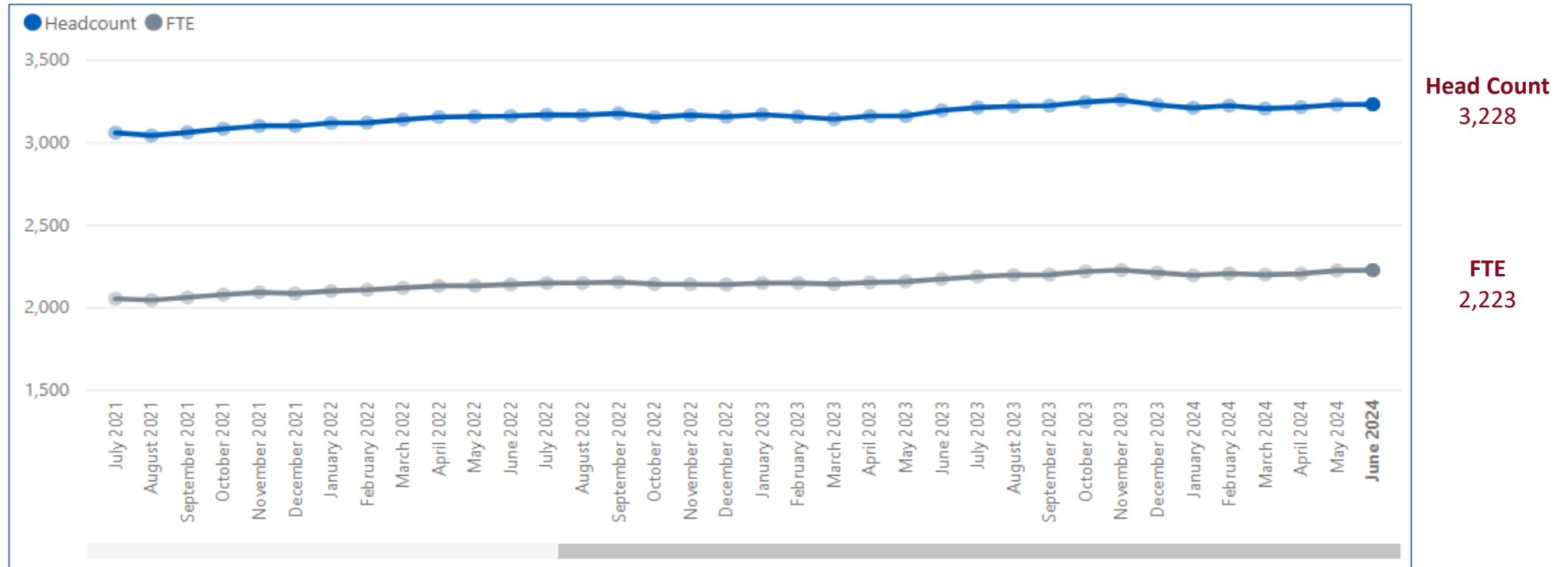
# Direct Patient Care Trends – Headcount and FTE



**Head Count**  
653

**FTE**  
473

# Administration/Non-Clinical Trends – Headcount and FTE



# North East Essex GP Practices Workforce Information

June 2024

# North East Essex Workforce Roles in Primary Care – Headcount and FTE



Doctors

|  |   |  |   |  |
|--|---|--|---|--|
| GP Partners:<br><b>HC = 101</b><br><b>FTE = 91</b> | GP Regular Locums:<br><b>HC = 4</b><br><b>FTE = 2</b> | GP Retainers:<br><b>HC = 2</b><br><b>FTE = 1</b> | GPs in Training<br>Grades:<br><b>HC = 40</b><br><b>FTE = 37</b> | Salaried GPs:<br><b>HC = 71</b><br><b>FTE = 48</b> |
|--|---|--|---|--|

**Key**  
 HC = Head Count  
 FTE = Full-Time Equivalent



Nurses

|  |   |  |  |  |  |  |  |
|--|---|--|--|--|--|--|--|
| Advanced Nurse Practitioners:<br><b>HC = 69</b><br><b>FTE = 53</b> | Extended Role Practice Nurses:<br><b>HC = 5</b><br><b>FTE = 3</b> | Nurse Dispensers:<br><b>HC = 2</b><br><b>FTE = 2</b> | Nurse Specialists:<br><b>HC = 10</b><br><b>FTE = 7</b> | Nursing Partners:<br><b>HC = 0</b><br><b>FTE = 0</b> | Other Nurses:<br><b>HC = 3</b><br><b>FTE = 2</b> | Practice Nurses:<br><b>HC = 101</b><br><b>FTE = 74</b> | Trainee Nurses:<br><b>HC = 0</b><br><b>FTE = 0</b> |
|--|---|--|--|--|--|--|--|



Direct Patient Care

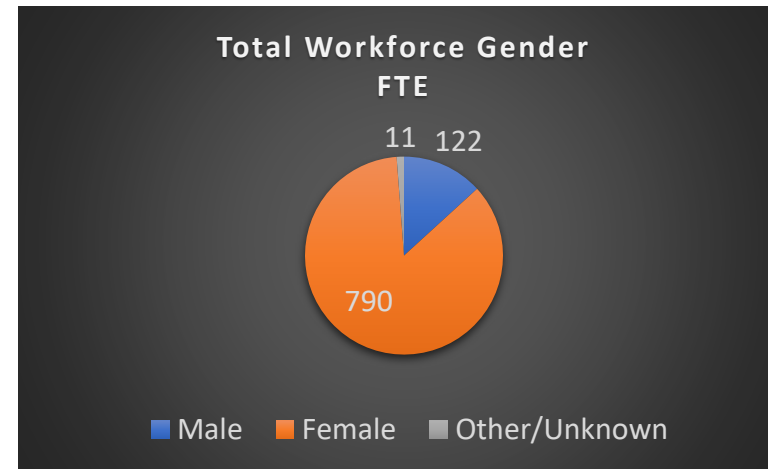
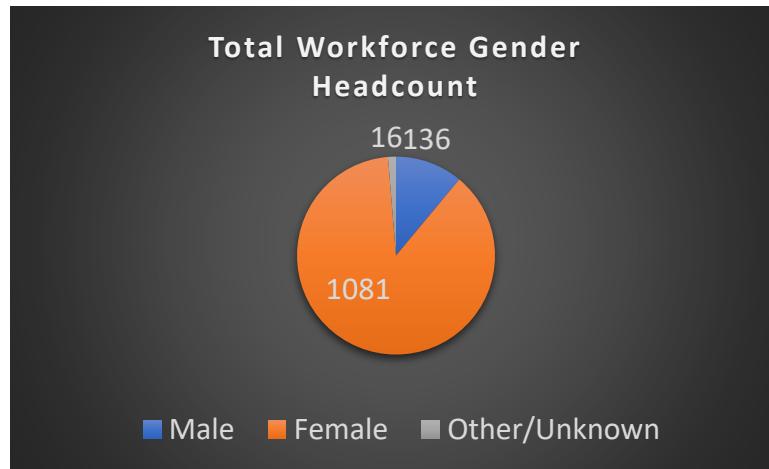
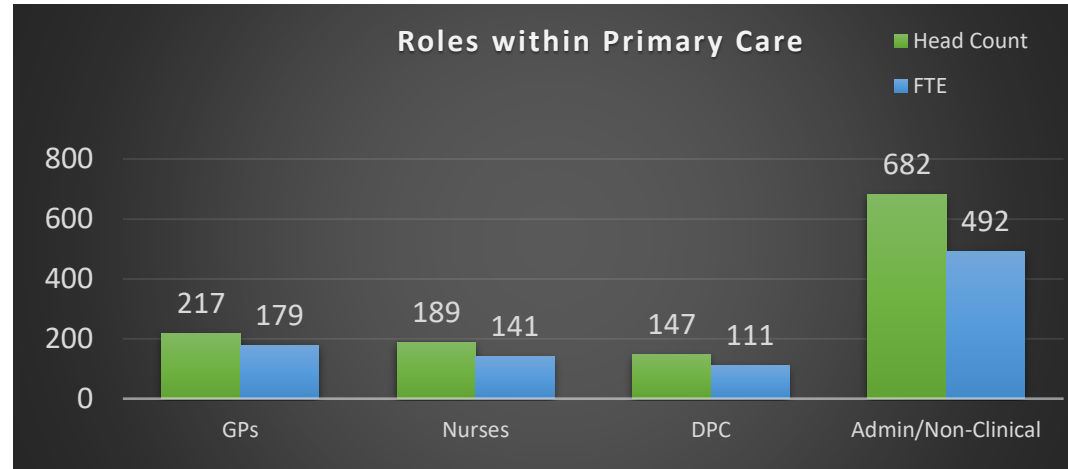
|  |   |  |   |  |   |  |
|--|---|--|---|--|---|--|
| Advanced Paramedic Practitioners:<br><b>HC = 3</b><br><b>FTE = 4</b> | Advanced Pharmacist Practitioners:<br><b>HC = 0</b><br><b>FTE = 0</b> | Advanced Physiotherapist Practitioners:<br><b>HC = 0</b><br><b>FTE = 0</b> | Apprentices:<br><b>HC = 0</b><br><b>FTE = 0</b>                     | Dispensers:<br><b>HC = 24</b><br><b>FTE = 17</b> | General Practice Assistants:<br><b>HC = 1</b><br><b>FTE = 1</b> | Health Support Workers:<br><b>HC = 1</b><br><b>FTE = 0</b> |
| Health Care Assistants:<br><b>HC = 70</b><br><b>FTE = 52</b>         | IAPT Staff:<br><b>HC = 0</b><br><b>FTE = 0</b>                        | Nursing Associates:<br><b>HC = 2</b><br><b>FTE = 1</b>                     | Other Direct Patient Care:<br><b>HC = 4</b><br><b>FTE = 3</b>       | Paramedics:<br><b>HC = 14</b><br><b>FTE = 12</b> | Pharmacists:<br><b>HC = 8</b><br><b>FTE = 7</b>                 | Pharmacy Technicians:<br><b>HC = 5</b><br><b>FTE = 4</b>   |
| Phlebotomists:<br><b>HC = 16</b><br><b>FTE = 11</b>                  | Physician Associates:<br><b>HC = 0</b><br><b>FTE = 0</b>              | Physiotherapists:<br><b>HC = 0</b><br><b>FTE = 0</b>                       | Social Prescribing Link Workers:<br><b>HC = 0</b><br><b>FTE = 0</b> | Therapists:<br><b>HC = 0</b><br><b>FTE = 0</b>   |   |  |



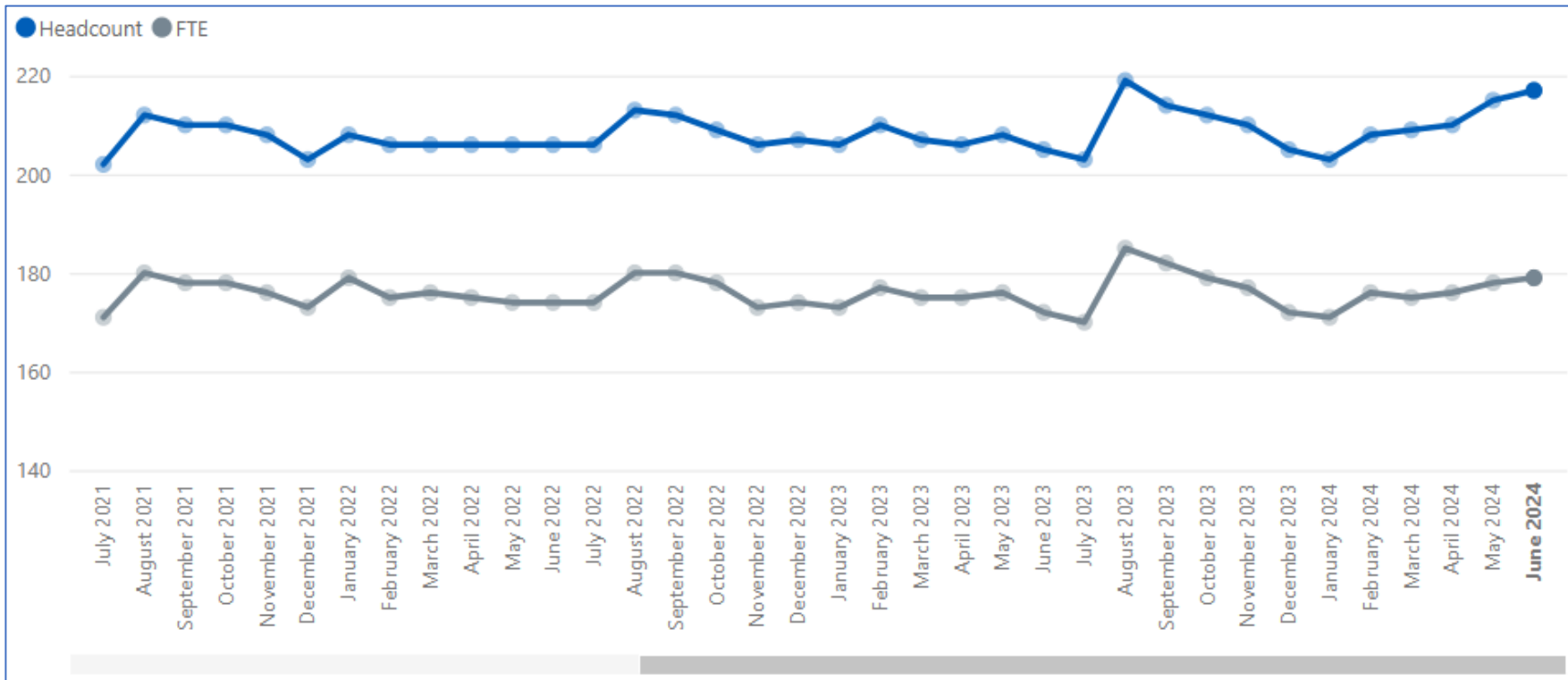
Administration

|   |   |   |  |   |  |   |  |
|---|---|---|--|---|--|---|--|
| Apprentices:<br><b>HC = 8</b><br><b>FTE = 8</b> | Estates & Ancillary:<br><b>HC = 4</b><br><b>FTE = 2</b> | Management Partners:<br><b>HC = 1</b><br><b>FTE = 1</b> | Managers:<br><b>HC = 59</b><br><b>FTE = 55</b> | Medical Secretaries:<br><b>HC = 60</b><br><b>FTE = 44</b> | Other Admin/Non-clinical:<br><b>HC = 198</b><br><b>FTE = 135</b> | Receptionists:<br><b>HC = 353</b><br><b>FTE = 243</b> | Telephonists:<br><b>HC = 6</b><br><b>FTE = 4</b> |
|---|---|---|--|---|--|---|--|

# North East Essex Demographics – Headcount and FTE



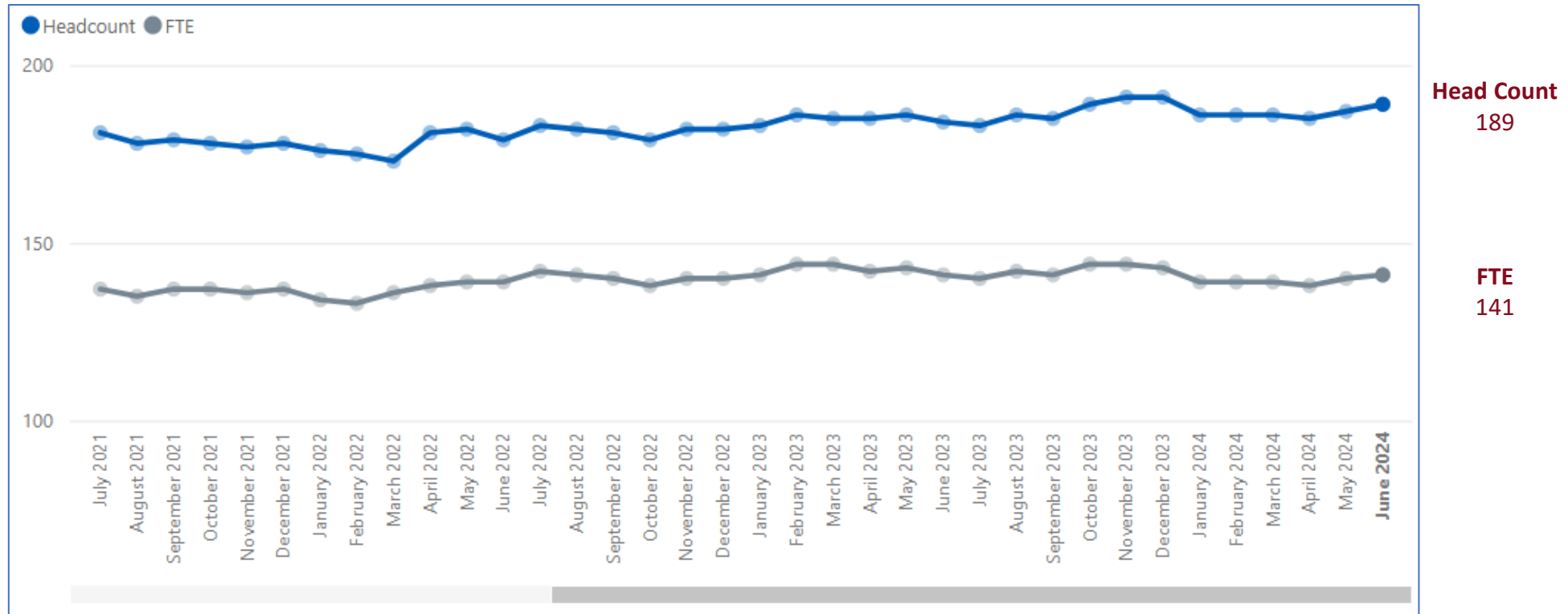
# North East Essex GP Trends – Headcount and FTE



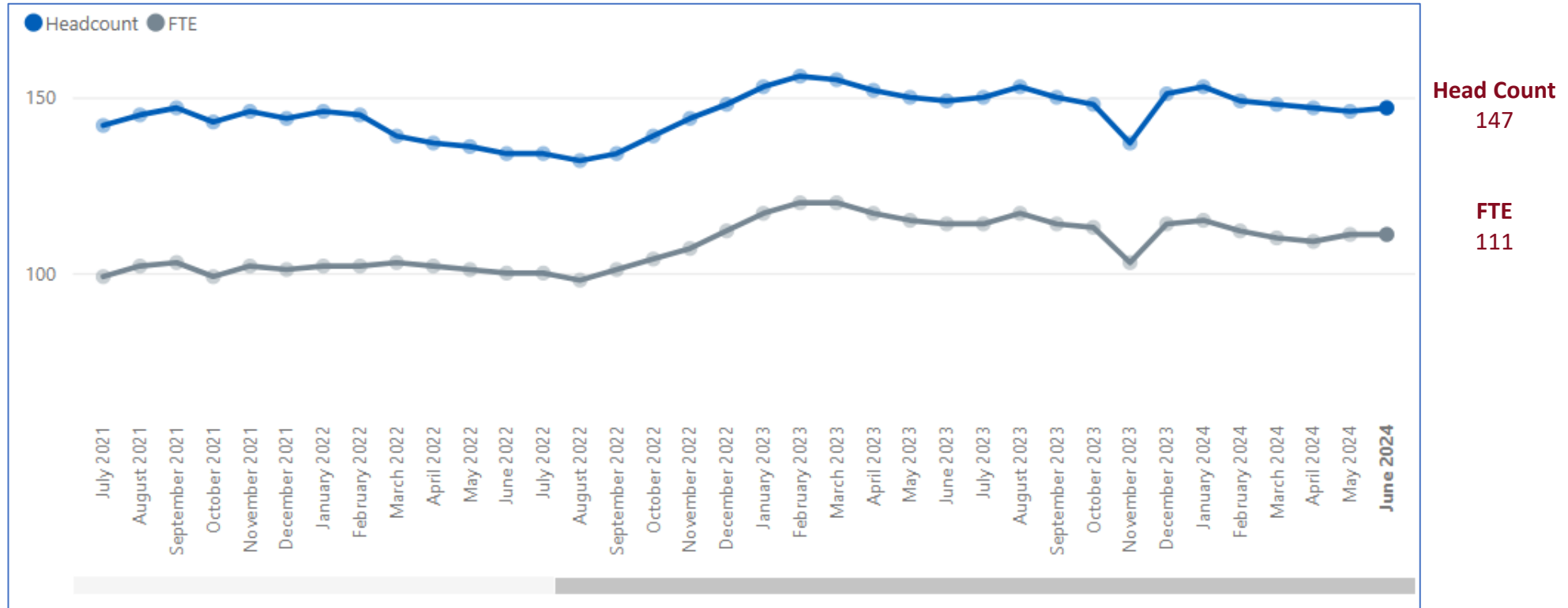
Head Count  
217

FTE  
179

# North East Essex Nurses Trends – Headcount and FTE

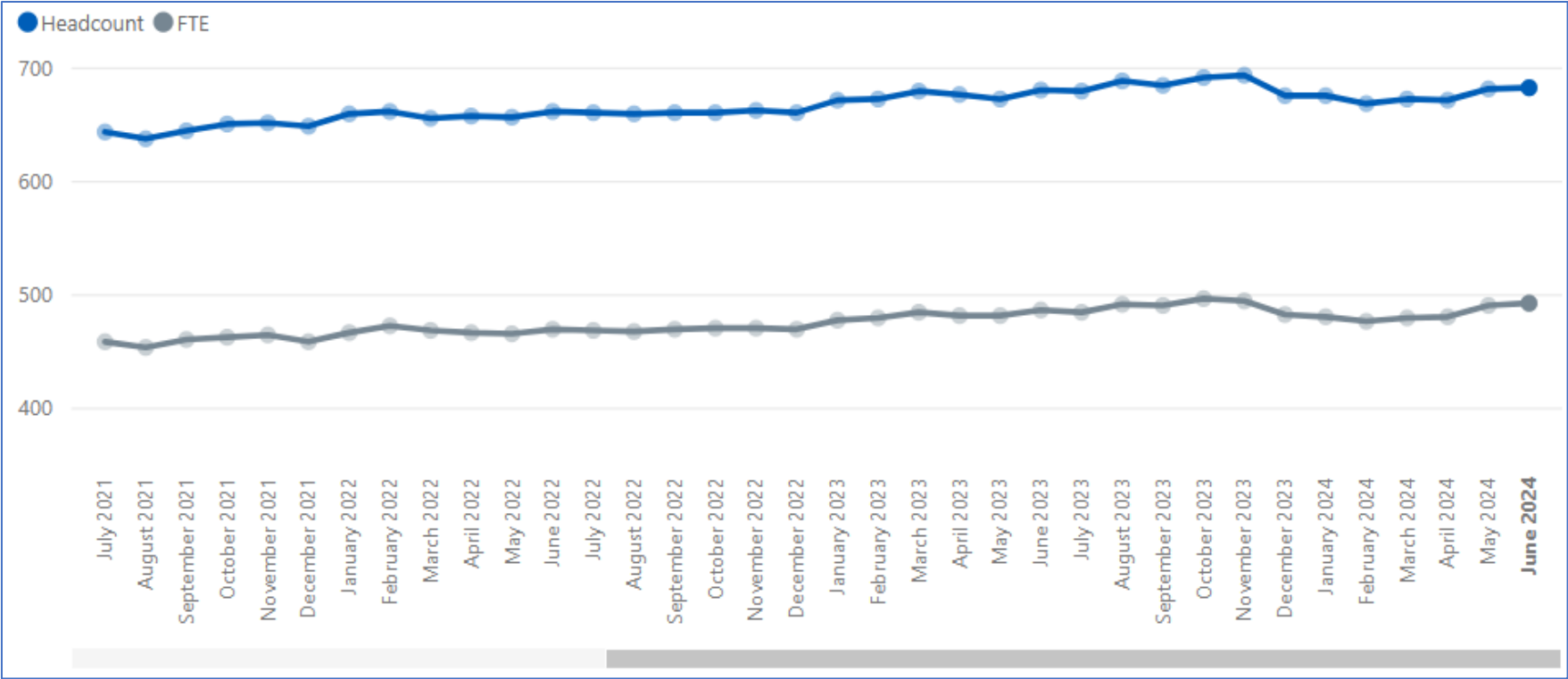


# North East Essex Direct Patient Care Trends – Headcount and FTE





# North East Essex Administration/Non-Clinical Trends – Headcount and FTE



Head Count  
682

FTE  
492

# West Essex GP Practices Workforce Information

June 2024

# West Essex Workforce Roles in Primary Care – Headcount and FTE



Doctors

|   |  |  |   |  |
|---|--|--|---|--|
| GP Partners:<br><b>HC = 87</b><br><b>FTE = 76</b> | GP Regular Locums:<br><b>HC = 20</b><br><b>FTE = 8</b> | GP Retainers:<br><b>HC = 5</b><br><b>FTE = 2</b> | GPs in Training<br>Grades:<br><b>HC = 69</b><br><b>FTE = 65</b> | Salaried GPs:<br><b>HC = 75</b><br><b>FTE = 41</b> |
|---|--|--|---|--|

**Key**  
HC = Head Count  
FTE = Full-Time Equivalent



Nurses

|  |   |  |   |  |  |   |  |
|--|---|--|---|--|--|---|--|
| Advanced Nurse Practitioners:<br><b>HC = 25</b><br><b>FTE = 19</b> | Extended Role Practice Nurses:<br><b>HC = 0</b><br><b>FTE = 0</b> | Nurse Dispensers:<br><b>HC = 0</b><br><b>FTE = 0</b> | Nurse Specialists:<br><b>HC = 1</b><br><b>FTE = 0</b> | Nursing Partners:<br><b>HC = 1</b><br><b>FTE = 1</b> | Other Nurses:<br><b>HC = 0</b><br><b>FTE = 0</b> | Practice Nurses:<br><b>HC = 73</b><br><b>FTE = 52</b> | Trainee Nurses:<br><b>HC = 0</b><br><b>FTE = 0</b> |
|--|---|--|---|--|--|---|--|



Direct Patient Care

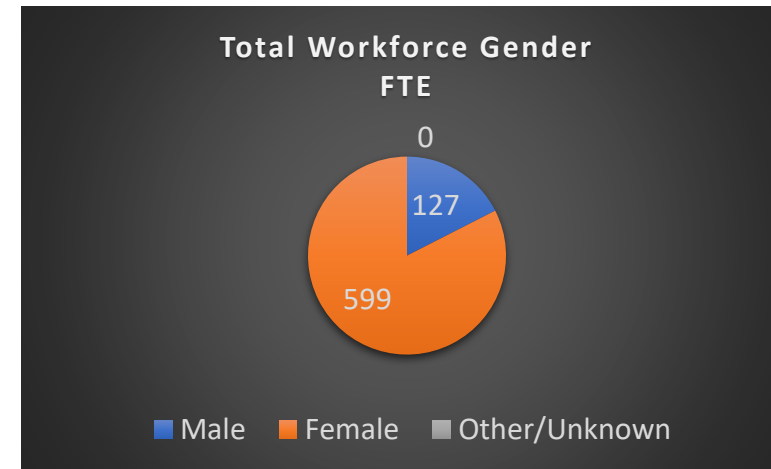
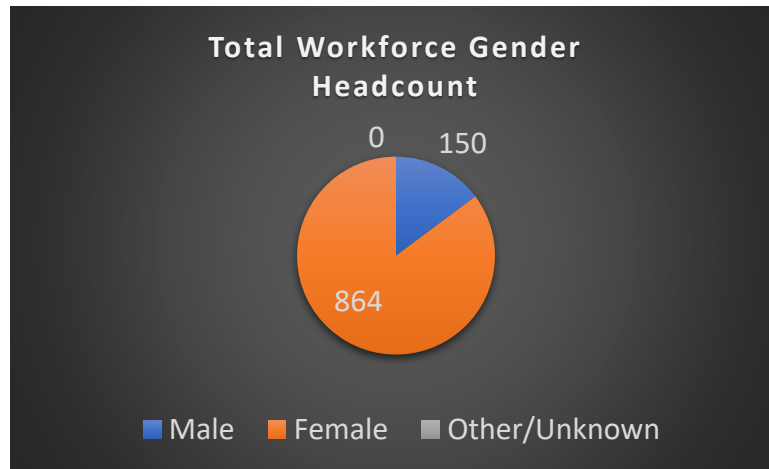
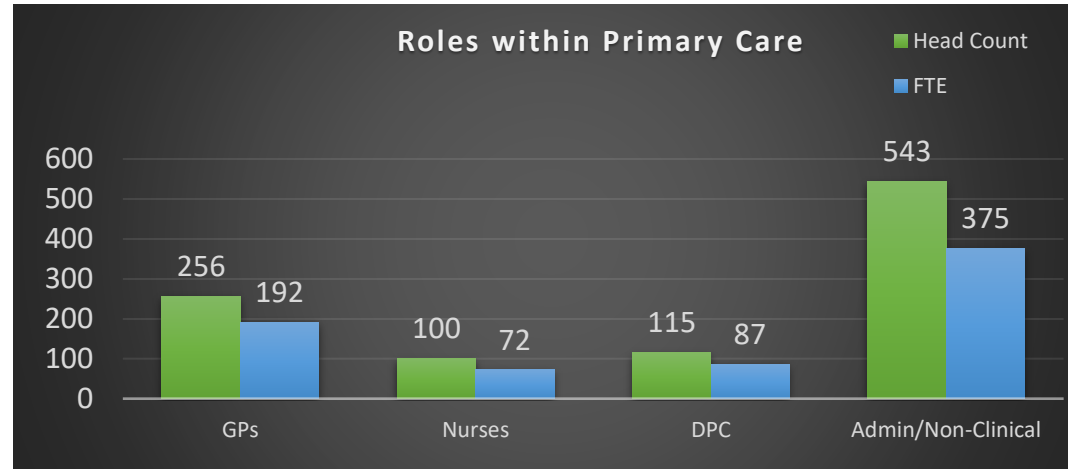
|  |   |  |   |  |   |  |
|--|---|--|---|--|---|--|
| Advanced Paramedic Practitioners:<br><b>HC = 3</b><br><b>FTE = 3</b> | Advanced Pharmacist Practitioners:<br><b>HC = 2</b><br><b>FTE = 2</b> | Advanced Physiotherapist Practitioners:<br><b>HC = 0</b><br><b>FTE = 0</b> | Apprentices:<br><b>HC = 0</b><br><b>FTE = 0</b> | Dispensers:<br><b>HC = 29</b><br><b>FTE = 22</b>               | General Practice Assistants:<br><b>HC = 2</b><br><b>FTE = 2</b> | Health Support Workers:<br><b>HC = 4</b><br><b>FTE = 3</b> |
| Health Care Assistants:<br><b>HC = 50</b><br><b>FTE = 35</b>         | Nursing Associates:<br><b>HC = 0</b><br><b>FTE = 0</b>                | Other Direct Patient Care:<br><b>HC = 2</b><br><b>FTE = 2</b>              | Paramedics:<br><b>HC = 6</b><br><b>FTE = 6</b>  | Pharmacists:<br><b>HC = 11</b><br><b>FTE = 7</b>               | Pharmacy Technicians:<br><b>HC = 0</b><br><b>FTE = 0</b>        | Phlebotomists:<br><b>HC = 3</b><br><b>FTE = 2</b>          |
| Physician Associates:<br><b>HC = 0</b><br><b>FTE = 0</b>             | Physiotherapists:<br><b>HC = 0</b><br><b>FTE = 0</b>                  | Social Prescribing Link Workers:<br><b>HC = 2</b><br><b>FTE = 2</b>        | Therapists:<br><b>HC = 0</b><br><b>FTE = 0</b>  | Trainee Nursing Associates:<br><b>HC = 1</b><br><b>FTE = 1</b> |   |  |



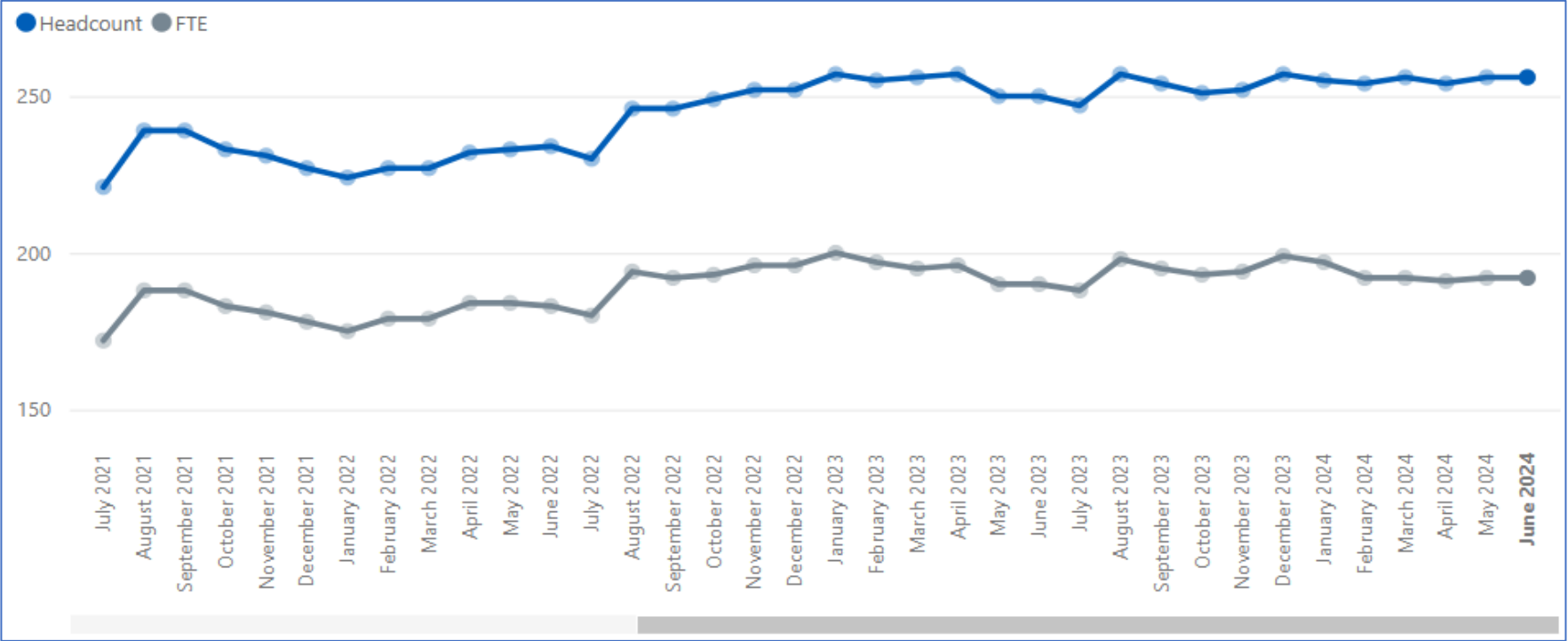
Administration

|  |   |   |  |   |   |   |  |
|--|---|---|--|---|---|---|--|
| Digital & Transformation Leads:<br><b>HC = 1</b><br><b>FTE = 1</b> | Estates & Ancillary:<br><b>HC = 2</b><br><b>FTE = 1</b> | Management Partners:<br><b>HC = 1</b><br><b>FTE = 1</b> | Managers:<br><b>HC = 49</b><br><b>FTE = 42</b> | Medical Secretaries:<br><b>HC = 49</b><br><b>FTE = 34</b> | Other Admin/Non-clinical:<br><b>HC = 138</b><br><b>FTE = 98</b> | Receptionists:<br><b>HC = 305</b><br><b>FTE = 198</b> | Telephonists:<br><b>HC = 0</b><br><b>FTE = 0</b> |
|--|---|---|--|---|---|---|--|

# West Essex Demographics – Headcount and FTE



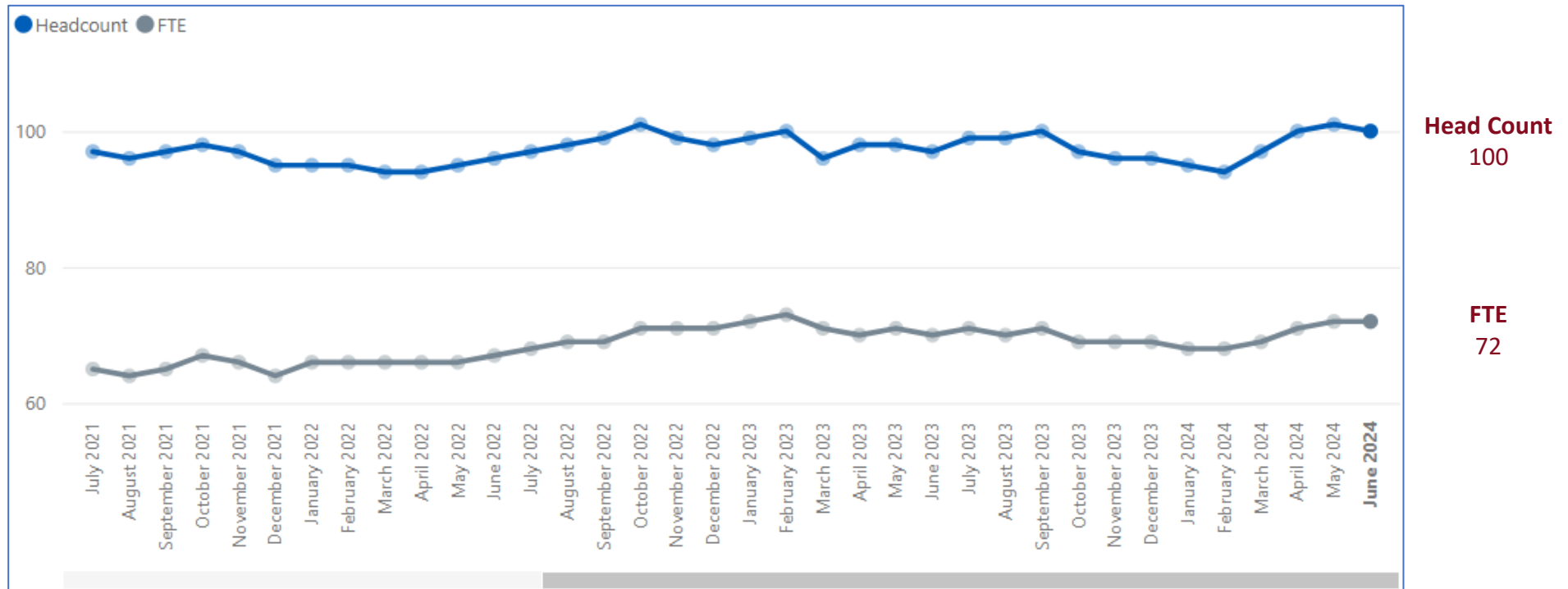
# West Essex GP Trends – Headcount and FTE



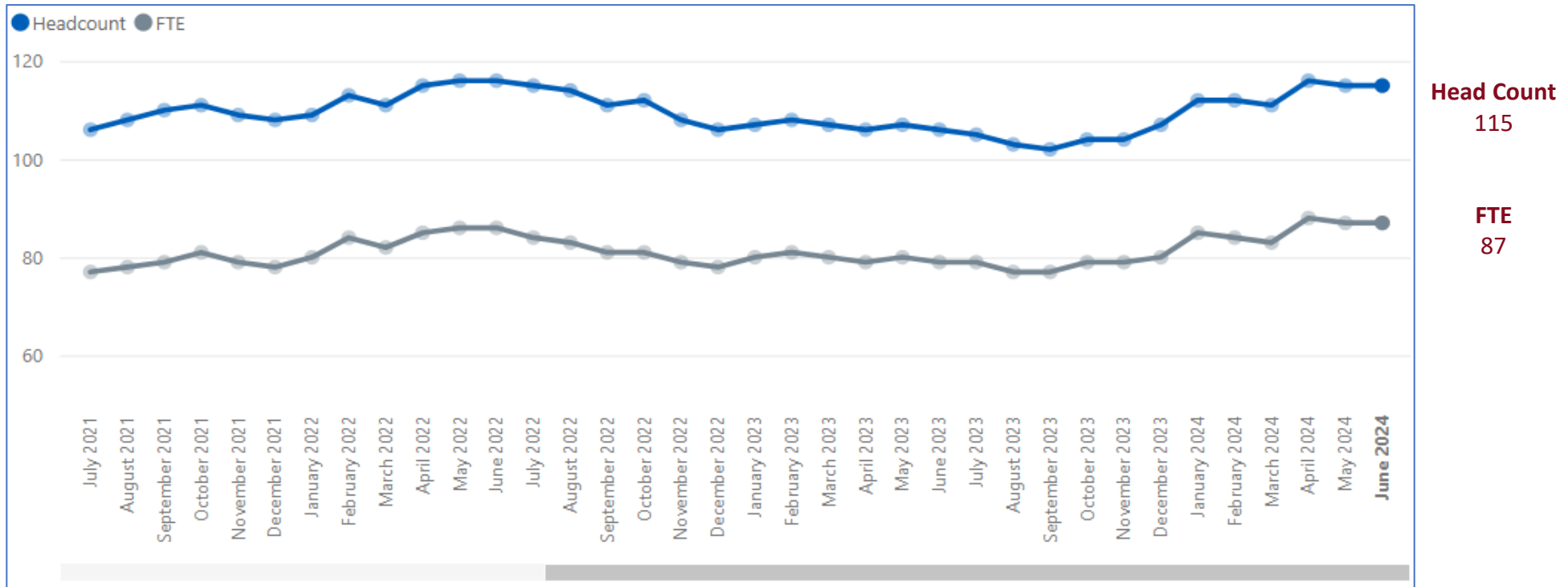
**Head Count**  
256

**FTE**  
192

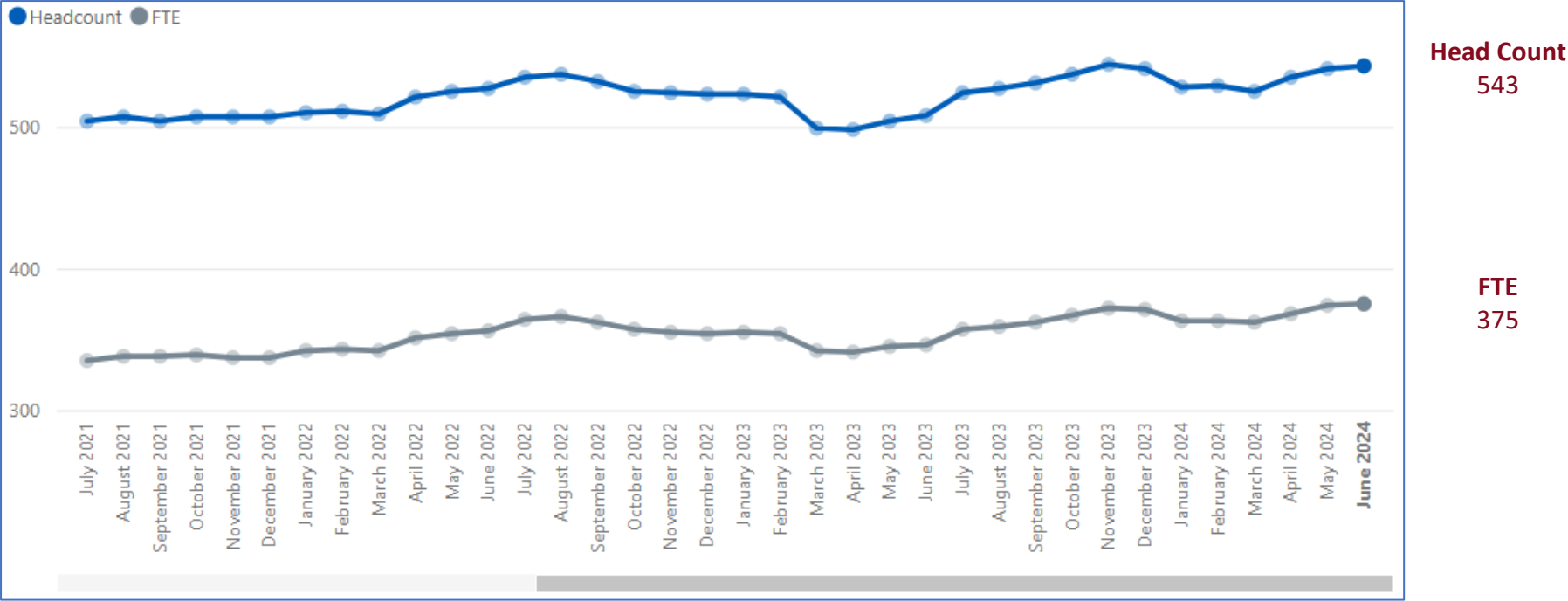
# West Essex Nurses Trends – Headcount and FTE



# West Essex Direct Patient Care Trends – Headcount and FTE



# West Essex Administration/Non-Clinical Trends – Headcount and FTE





# Mid Essex GP Practices Workforce Information

June 2024

# Mid Essex Workforce Roles in Primary Care – Headcount and FTE



Doctors

|   |   |  |   |   |
|---|---|--|---|---|
| GP Partners:<br><b>HC = 114</b><br><b>FTE = 112</b> | GP Regular Locums:<br><b>HC = 3</b><br><b>FTE = 2</b> | GP Retainers:<br><b>HC = 0</b><br><b>FTE = 0</b> | GPs in Training<br>Grades:<br><b>HC = 50</b><br><b>FTE = 46</b> | Salaried<br>GPs:<br><b>HC = 98</b><br><b>FTE = 58</b> |
|---|---|--|---|---|

Key  
 HC = Head Count  
 FTE = Full-Time Equivalent



Nurses

|   |  |   |  |   |   |   |   |
|---|--|---|--|---|---|---|---|
| Advanced Nurse<br>Practitioners:<br><b>HC = 44</b><br><b>FTE = 33</b> | Extended Role<br>Practice Nurses:<br><b>HC = 2</b><br><b>FTE = 2</b> | Nurse<br>Dispensers:<br><b>HC = 1</b><br><b>FTE = 1</b> | Nurse<br>Specialists:<br><b>HC = 0</b><br><b>FTE = 0</b> | Nursing<br>Partners:<br><b>HC = 0</b><br><b>FTE = 0</b> | Other<br>Nurses:<br><b>HC = 3</b><br><b>FTE = 2</b> | Practice<br>Nurses:<br><b>HC = 115</b><br><b>FTE = 75</b> | Trainee<br>Nurses:<br><b>HC = 1</b><br><b>FTE = 1</b> |
|---|--|---|--|---|---|---|---|



Direct Patient Care

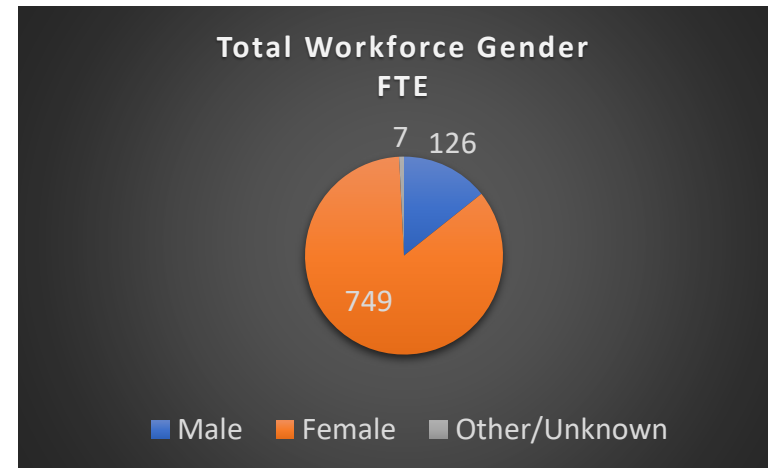
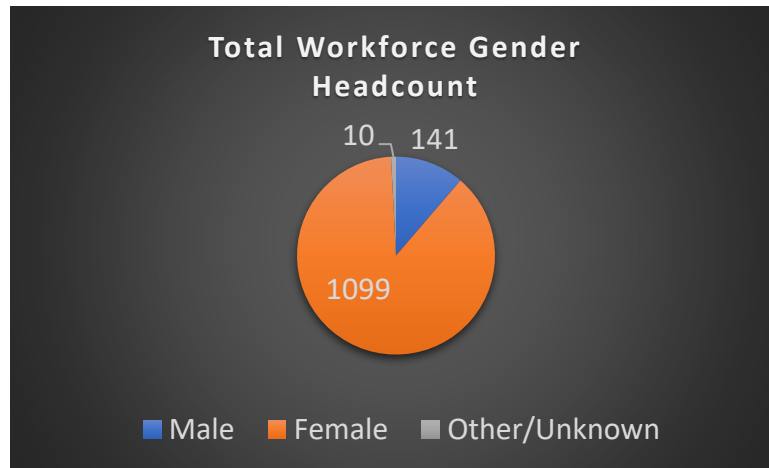
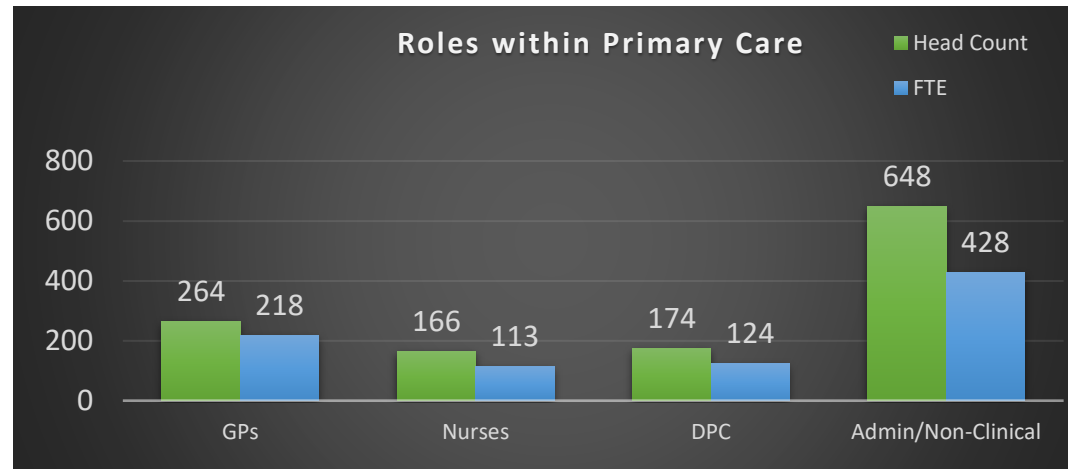
|   |  |   |   |   |  |   |
|---|--|---|---|---|--|---|
| Advanced Paramedic<br>Practitioners:<br><b>HC = 3</b><br><b>FTE = 3</b> | Advanced Pharmacist<br>Practitioners:<br><b>HC = 6</b><br><b>FTE = 5</b> | Advanced Physiotherapist<br>Practitioners:<br><b>HC = 1</b><br><b>FTE = 1</b> | Apprentices:<br><b>HC = 0</b><br><b>FTE = 0</b> | Dispensers:<br><b>HC = 71</b><br><b>FTE = 52</b>                  | General Practice<br>Assistants:<br><b>HC = 1</b><br><b>FTE = 1</b> | Health Support<br>Workers:<br><b>HC = 0</b><br><b>FTE = 0</b> |
| Health Care<br>Assistants:<br><b>HC = 56</b><br><b>FTE = 38</b>         | Nursing<br>Associates:<br><b>HC = 0</b><br><b>FTE = 0</b>                | Other Direct<br>Patient Care:<br><b>HC = 6</b><br><b>FTE = 2</b>              | Paramedics:<br><b>HC = 6</b><br><b>FTE = 5</b>  | Pharmacists:<br><b>HC = 14</b><br><b>FTE = 10</b>                 | Pharmacy<br>Technicians:<br><b>HC = 3</b><br><b>FTE = 2</b>        | Phlebotomists:<br><b>HC = 2</b><br><b>FTE = 2</b>             |
| Physician<br>Associates:<br><b>HC = 3</b><br><b>FTE = 2</b>             | Physiotherapists:<br><b>HC = 1</b><br><b>FTE = 1</b>                     | Social Prescribing<br>Link Workers:<br><b>HC = 0</b><br><b>FTE = 0</b>        | Therapists:<br><b>HC = 0</b><br><b>FTE = 0</b>  | Trainee Nursing<br>Associates:<br><b>HC = 1</b><br><b>FTE = 1</b> |  |   |



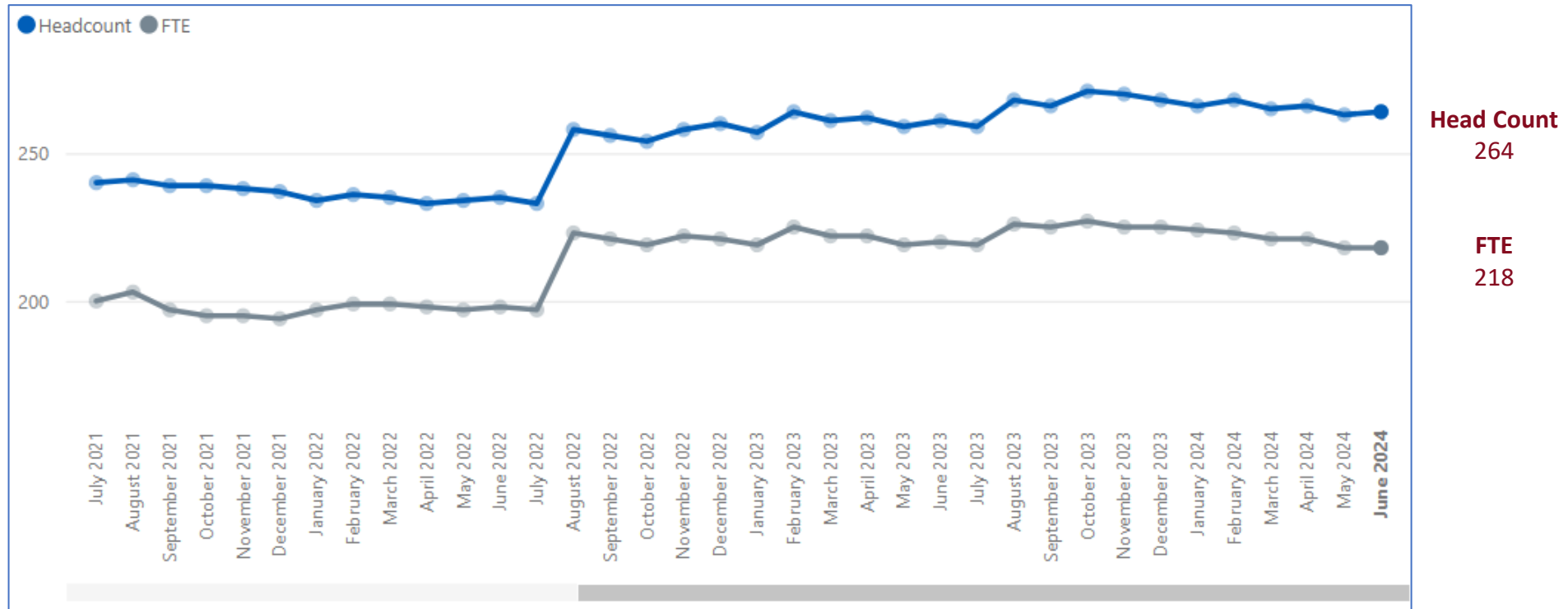
Administration

|   |  |  |  |  |  |   |  |
|---|--|--|--|--|--|---|--|
| Apprentices:<br><b>HC = 2</b><br><b>FTE = 2</b> | Estates<br>& Ancillary:<br><b>HC = 6</b><br><b>FTE = 1</b> | Management<br>Partners:<br><b>HC = 2</b><br><b>FTE = 2</b> | Managers:<br><b>HC = 62</b><br><b>FTE = 55</b> | Medical<br>Secretaries:<br><b>HC = 78</b><br><b>FTE = 51</b> | Other Admin/Non-<br>clinical:<br><b>HC = 184</b><br><b>FTE = 120</b> | Receptionists:<br><b>HC = 318</b><br><b>FTE = 197</b> | Telephonists:<br><b>HC = 1</b><br><b>FTE = 1</b> |
|---|--|--|--|--|--|---|--|

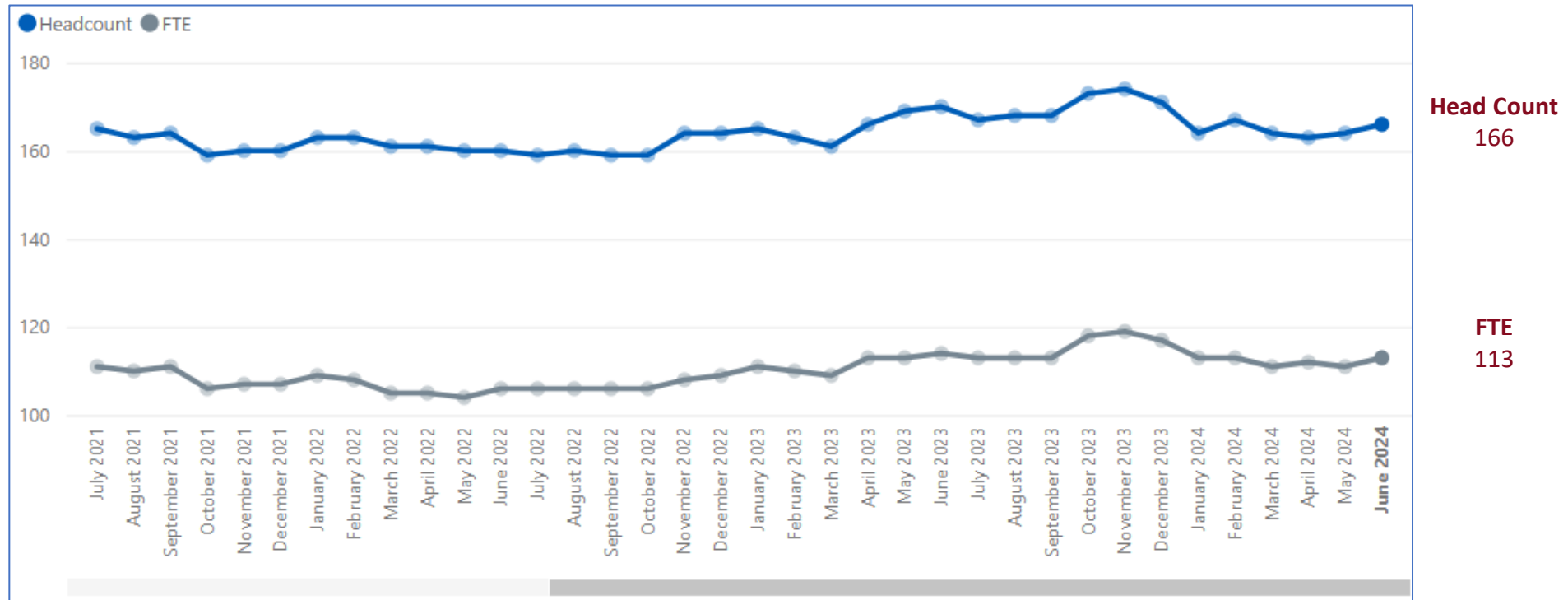
# Mid Essex Demographics – Headcount and FTE



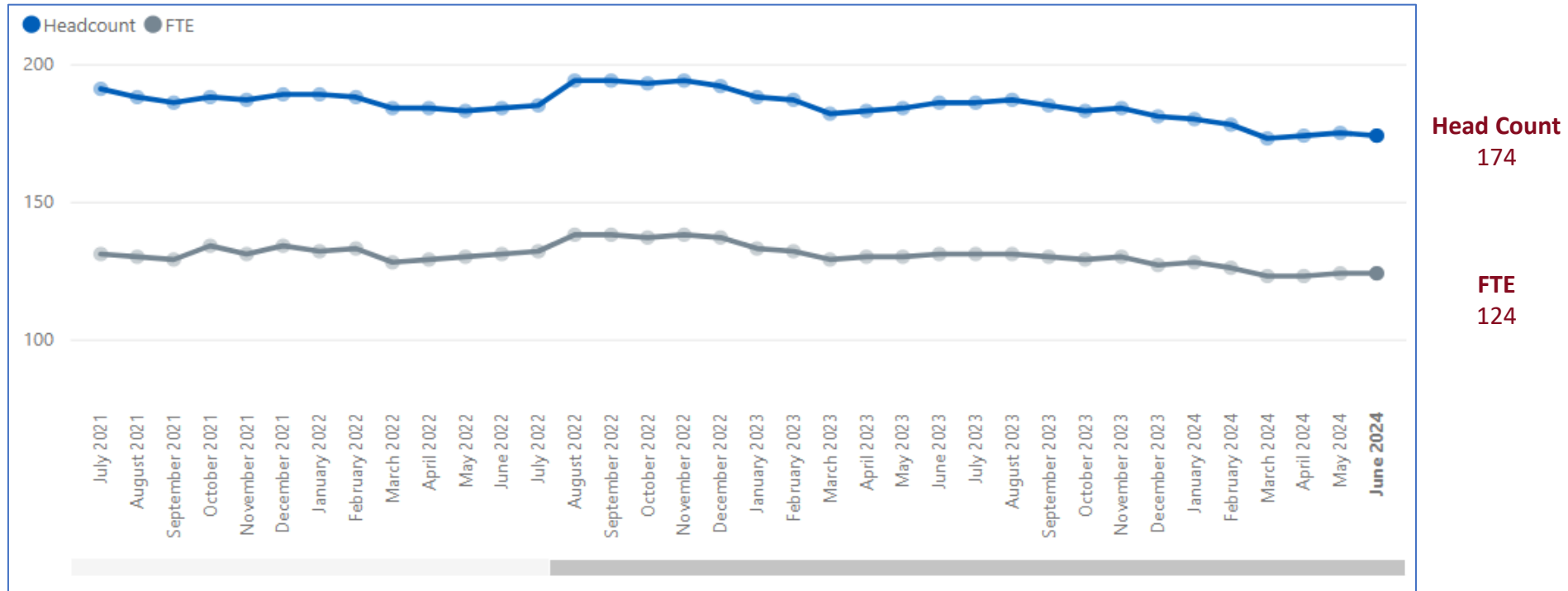
# Mid Essex GP Trends – Headcount and FTE



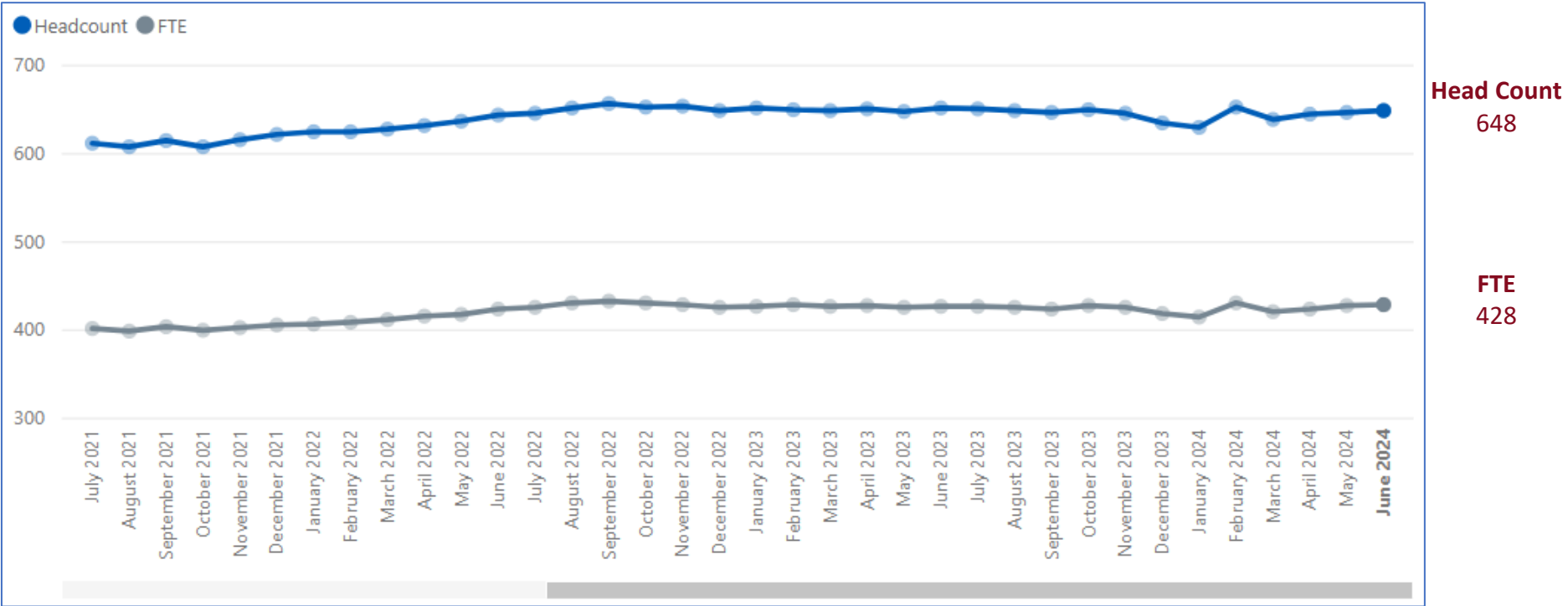
# Mid Essex Nurses Trends – Headcount and FTE



# Mid Essex Direct Patient Care Trends – Headcount and FTE



# Mid Essex Administration/Non-Clinical Trends – Headcount and FTE



**Basildon & Brentwood  
GP Practices  
Workforce Information**

**June 2024**



# Basildon & Brentwood Workforce Roles in Primary Care – Headcount and FTE



GP Partners:  
**HC = 95**  
**FTE = 82**

GP Regular Locums:  
**HC = 11**  
**FTE = 4**

GP Retainers:  
**HC = 2**  
**FTE = 1**

GPs in Training  
 Grades:  
**HC = 28**  
**FTE = 26**

Salaried  
 GPs:  
**HC = 41**  
**FTE = 23**

Key  
 HC = Head Count  
 FTE = Full-Time Equivalent



Advanced Nurse  
 Practitioners:  
**HC = 21**  
**FTE = 17**

Extended Role  
 Practice Nurses:  
**HC = 1**  
**FTE = 0**

Nurse  
 Dispensers:  
**HC = 0**  
**FTE = 0**

Nurse  
 Specialists:  
**HC = 0**  
**FTE = 0**

Nursing  
 Partners:  
**HC = 0**  
**FTE = 0**

Other  
 Nurses:  
**HC = 2**  
**FTE = 1**

Practice  
 Nurses:  
**HC = 69**  
**FTE = 41**

Trainee  
 Nurses:  
**HC = 1**  
**FTE = 0**



Advanced Paramedic  
 Practitioners:  
**HC = 0**  
**FTE = 0**

Advanced Pharmacist  
 Practitioners:  
**HC = 2**  
**FTE = 1**

Advanced Physiotherapist  
 Practitioners:  
**HC = 0**  
**FTE = 0**

Apprentices:  
**HC = 0**  
**FTE = 0**

Dispensers:  
**HC = 4**  
**FTE = 3**

General Practice  
 Assistants:  
**HC = 0**  
**FTE = 0**

Health Support  
 Workers:  
**HC = 0**  
**FTE = 0**

Health Care  
 Assistants:  
**HC = 31**  
**FTE = 19**

Nursing  
 Associates:  
**HC = 0**  
**FTE = 0**

Other Direct  
 Patient Care:  
**HC = 2**  
**FTE = 1**

Paramedics:  
**HC = 1**  
**FTE = 1**

Pharmacists:  
**HC = 11**  
**FTE = 8**

Pharmacy  
 Technicians:  
**HC = 0**  
**FTE = 0**

Phlebotomists:  
**HC = 1**  
**FTE = 0**

Physician  
 Associates:  
**HC = 5**  
**FTE = 4**

Physiotherapists:  
**HC = 0**  
**FTE = 0**

Social Prescribing  
 Link Workers:  
**HC = 0**  
**FTE = 0**

Therapists:  
**HC = 0**  
**FTE = 0**



Apprentices:  
**HC = 3**  
**FTE = 3**

Estates  
 & Ancillary:  
**HC = 3**  
**FTE = 2**

Management  
 Partners:  
**HC = 0**  
**FTE = 0**

Managers:  
**HC = 39**  
**FTE = 36**

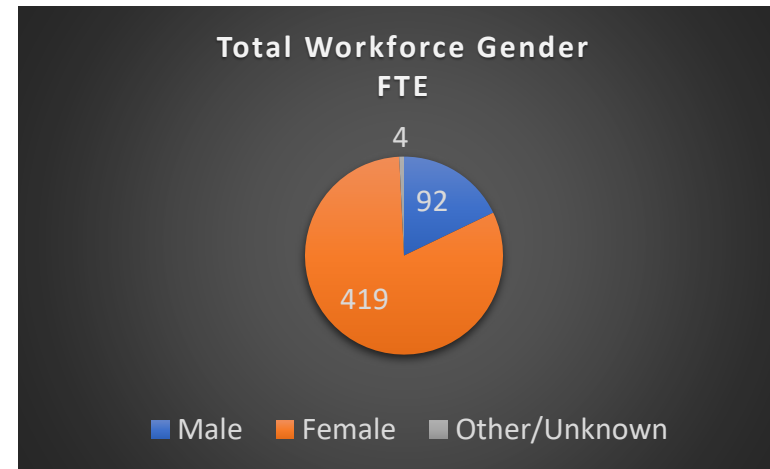
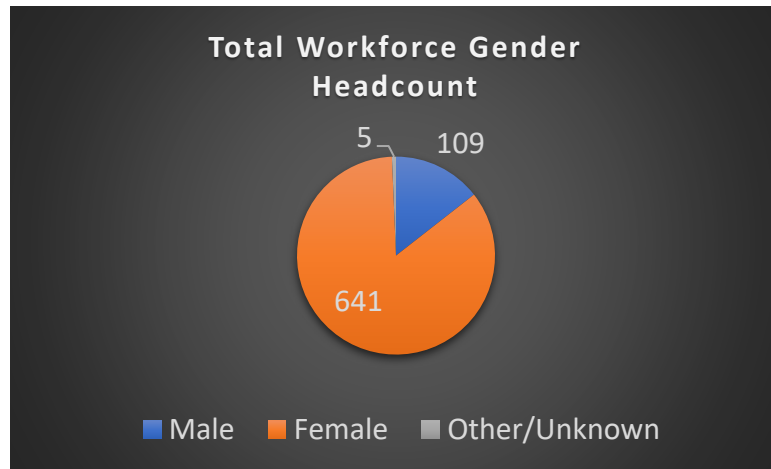
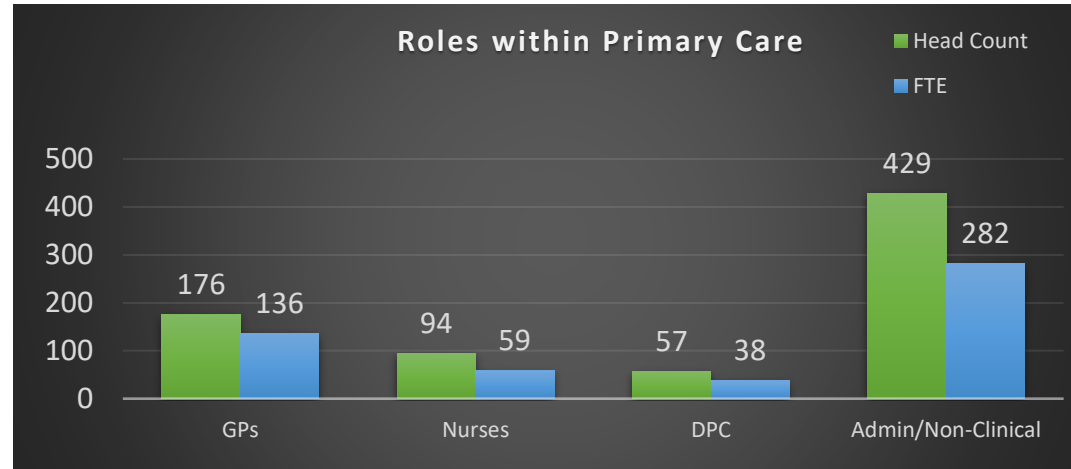
Medical  
 Secretaries:  
**HC = 42**  
**FTE = 29**

Other Admin/Non-  
 clinical:  
**HC = 67**  
**FTE = 42**

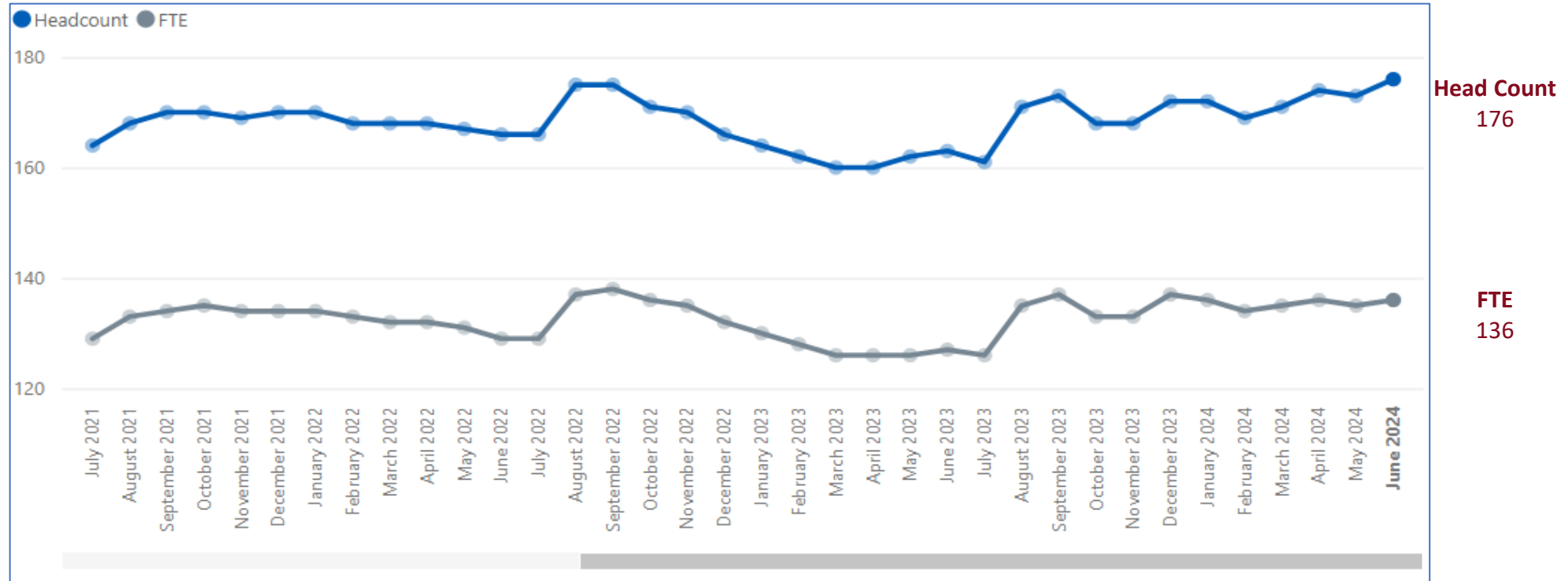
Receptionists:  
**HC = 275**  
**FTE = 170**

Telephonists:  
**HC = 1**  
**FTE = 0**

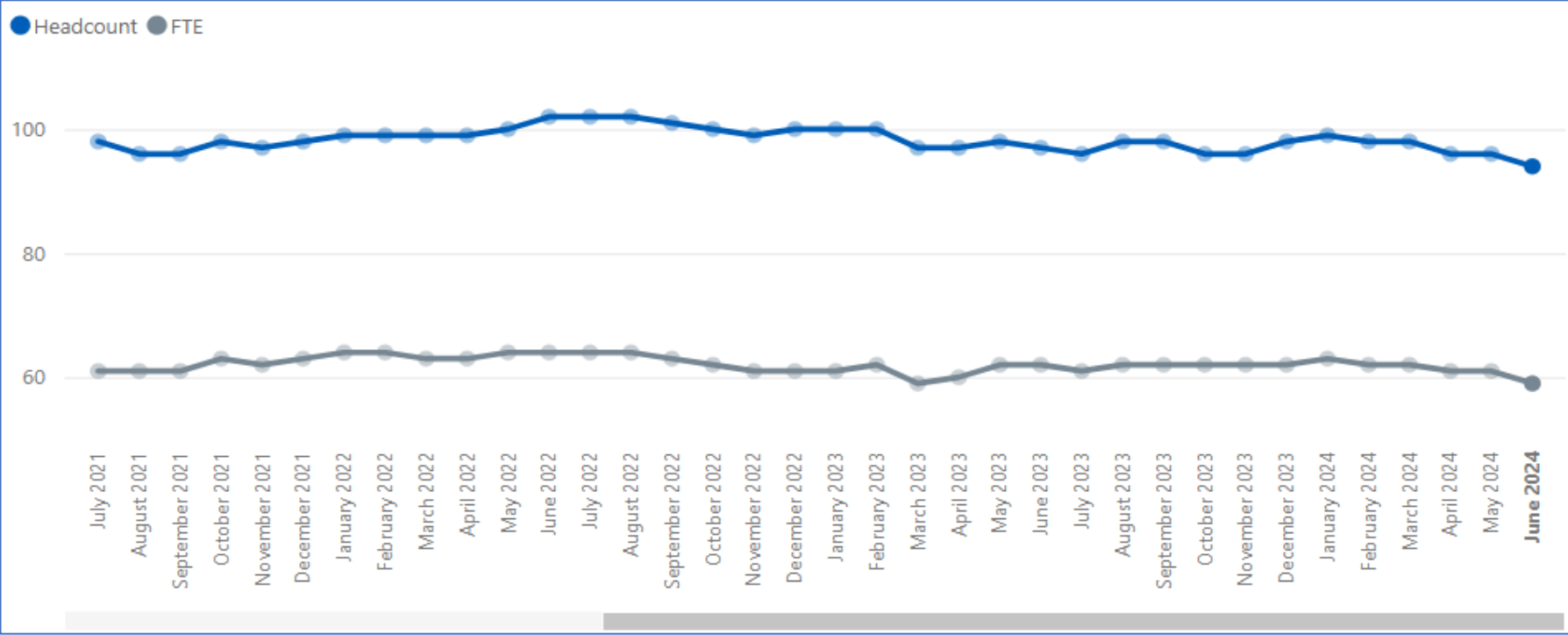
# Basildon & Brentwood Demographics – Headcount and FTE



# Basildon & Brentwood GP Trends – Headcount and FTE



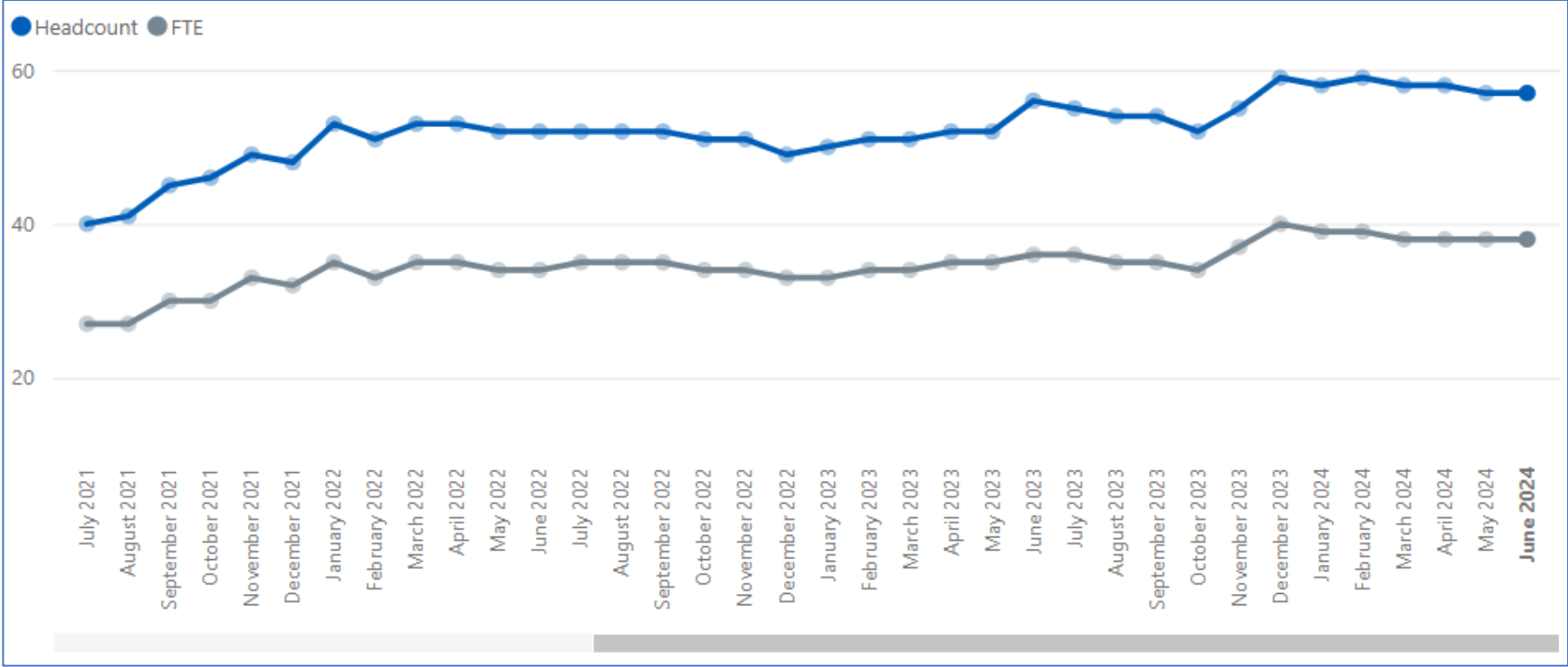
# Basildon & Brentwood Nurses Trends – Headcount and FTE



**Head Count**  
94

**FTE**  
59

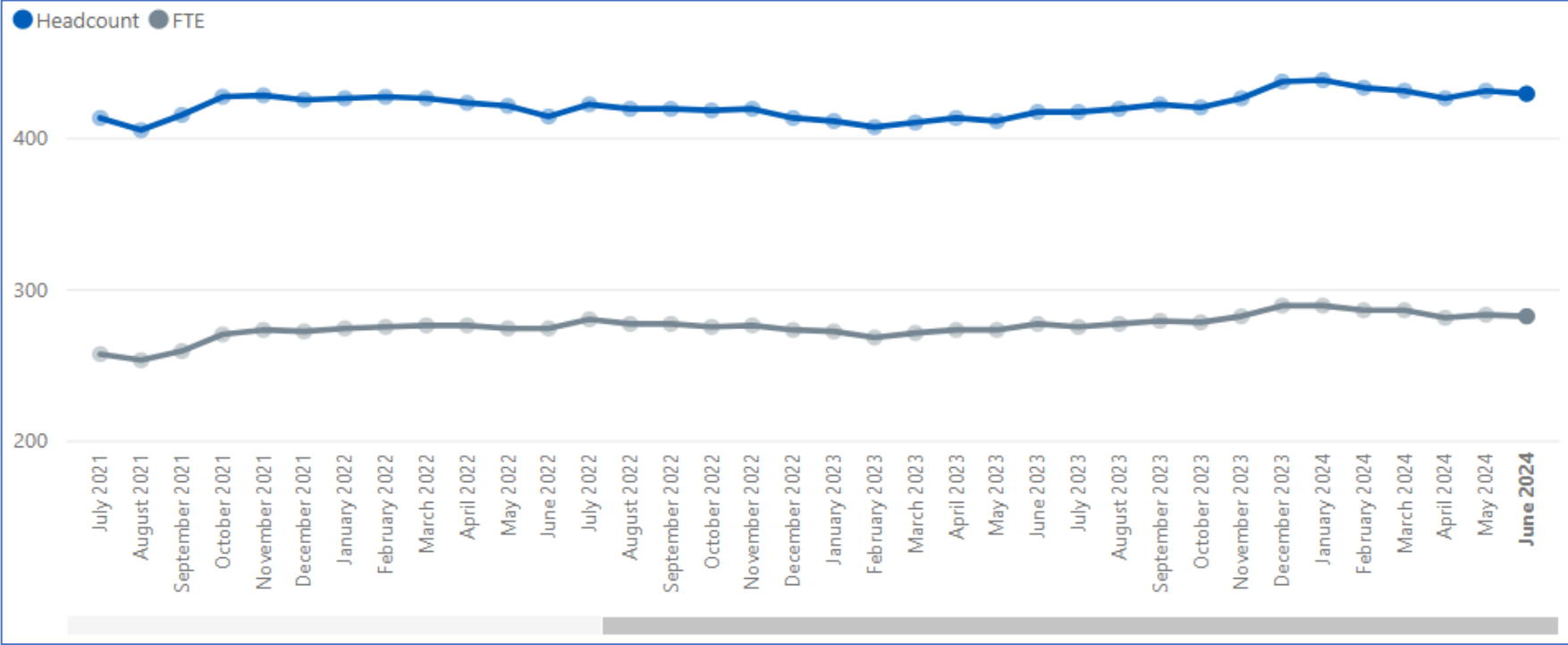
# Basildon & Brentwood Direct Patient Care Trends – Headcount and FTE



**Head Count**  
57

**FTE**  
38

# Basildon & Brentwood Essex Administration/Non-Clinical Trends – Headcount and FTE



**Head Count**  
429

**FTE**  
282

# Thurrock GP Practices Workforce Information

June 2024

# Thurrock Workforce Roles in Primary Care – Headcount and FTE



Doctors

|   |   |  |   |   |
|---|---|--|---|---|
| GP Partners:<br><b>HC = 41</b><br><b>FTE = 39</b> | GP Regular Locums:<br><b>HC = 18</b><br><b>FTE = 11</b> | GP Retainers:<br><b>HC = 1</b><br><b>FTE = 1</b> | GPs in Training<br>Grades:<br><b>HC = 14</b><br><b>FTE = 13</b> | Salaried<br>GPs:<br><b>HC = 22</b><br><b>FTE = 15</b> |
|---|---|--|---|---|

**Key**  
 HC = Head Count  
 FTE = Full-Time Equivalent



Nurses

|   |  |   |  |   |   |  |   |
|---|--|---|--|---|---|--|---|
| Advanced Nurse<br>Practitioners:<br><b>HC = 13</b><br><b>FTE = 10</b> | Extended Role<br>Practice Nurses:<br><b>HC = 1</b><br><b>FTE = 1</b> | Nurse<br>Dispensers:<br><b>HC = 0</b><br><b>FTE = 0</b> | Nurse<br>Specialists:<br><b>HC = 0</b><br><b>FTE = 0</b> | Nursing<br>Partners:<br><b>HC = 0</b><br><b>FTE = 0</b> | Other<br>Nurses:<br><b>HC = 0</b><br><b>FTE = 0</b> | Practice<br>Nurses:<br><b>HC = 40</b><br><b>FTE = 28</b> | Trainee<br>Nurses:<br><b>HC = 0</b><br><b>FTE = 0</b> |
|---|--|---|--|---|---|--|---|



Direct Patient Care

|   |  |   |  |   |   |   |
|---|--|---|--|---|---|---|
| Advanced Paramedic<br>Practitioners:<br><b>HC = 0</b><br><b>FTE = 0</b> | Advanced Pharmacist<br>Practitioners:<br><b>HC = 1</b><br><b>FTE = 0</b> | Advanced Physiotherapist<br>Practitioners:<br><b>HC = 0</b><br><b>FTE = 0</b> | Apprentices:<br><b>HC = 2</b><br><b>FTE = 2</b>  | Dispensers:<br><b>HC = 8</b><br><b>FTE = 7</b>              | Health Support<br>Workers:<br><b>HC = 0</b><br><b>FTE = 0</b> | Health Care<br>Assistants:<br><b>HC = 19</b><br><b>FTE = 12</b> |
| Nursing<br>Associates:<br><b>HC = 3</b><br><b>FTE = 1</b>               | Other Direct<br>Patient Care:<br><b>HC = 5</b><br><b>FTE = 2</b>         | Paramedics:<br><b>HC = 0</b><br><b>FTE = 0</b>                                | Pharmacists:<br><b>HC = 12</b><br><b>FTE = 8</b> | Pharmacy<br>Technicians:<br><b>HC = 0</b><br><b>FTE = 0</b> | Phlebotomists:<br><b>HC = 3</b><br><b>FTE = 2</b>             | Physician<br>Associates:<br><b>HC = 7</b><br><b>FTE = 5</b>     |
| Physiotherapists:<br><b>HC = 0</b><br><b>FTE = 0</b>                    | Social Prescribing<br>Link Workers:<br><b>HC = 0</b><br><b>FTE = 0</b>   | Therapists:<br><b>HC = 0</b><br><b>FTE = 0</b>                                |  |   |   |   |

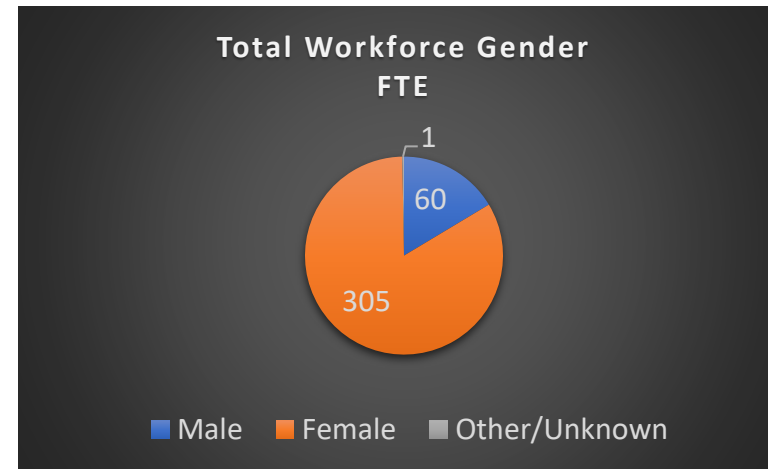
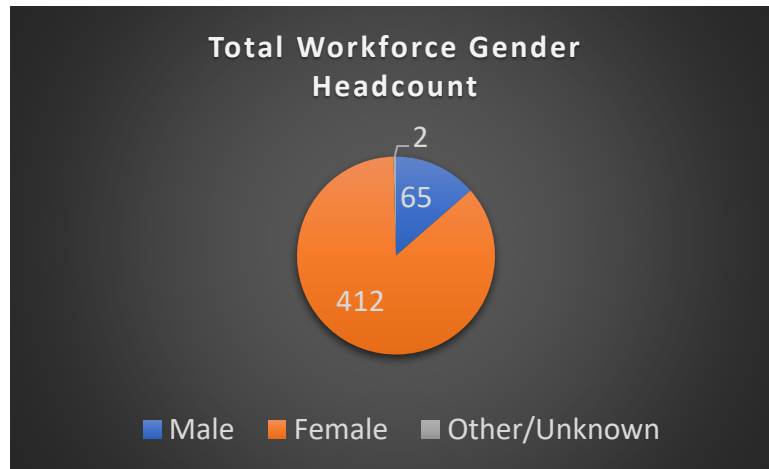
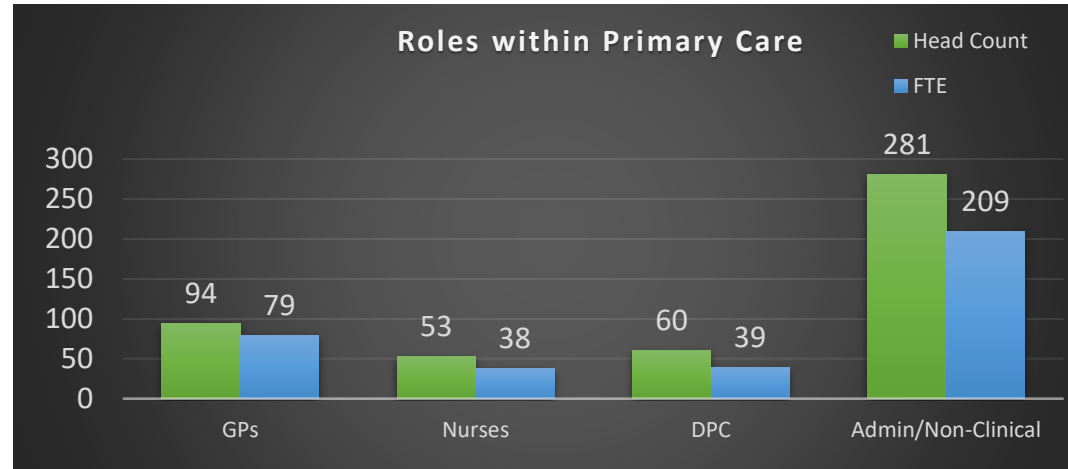


Administration

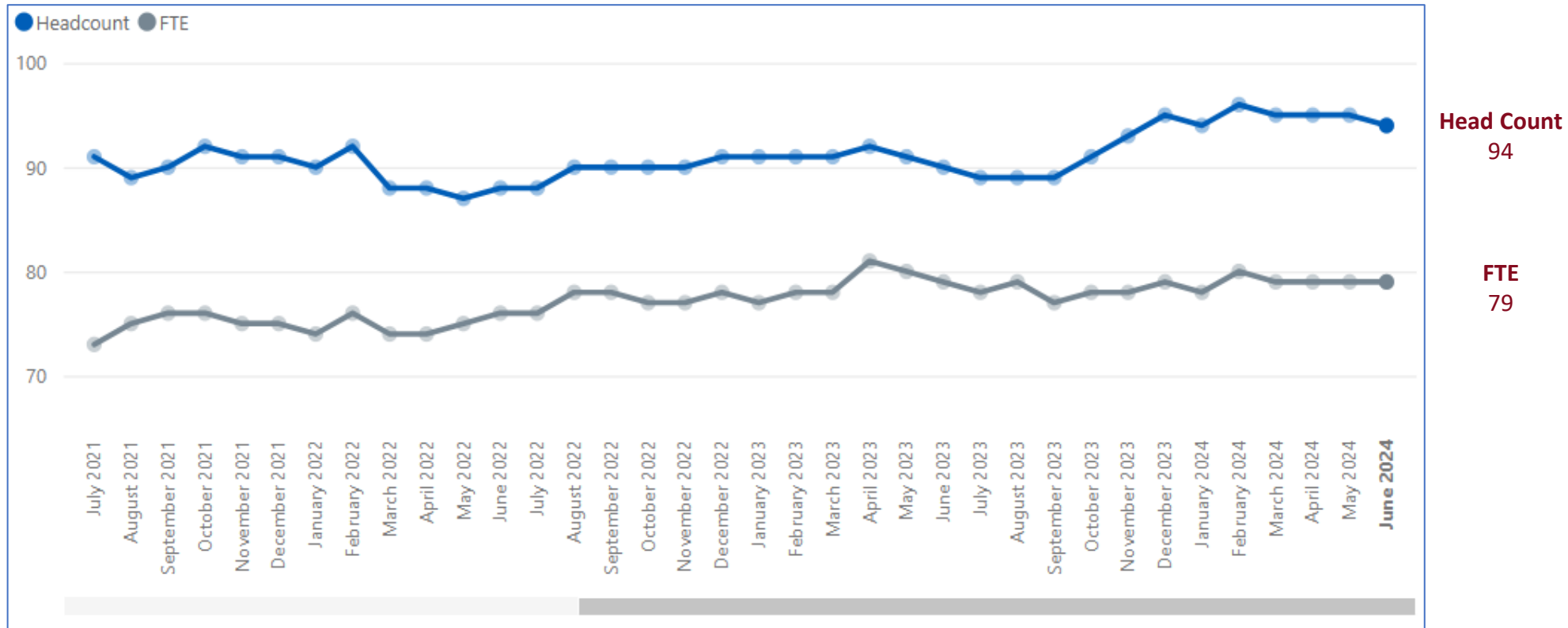
|   |  |  |  |  |  |  |   |  |
|---|--|--|--|--|--|--|---|--|
| Apprentices:<br><b>HC = 1</b><br><b>FTE = 1</b> | Digital &<br>Transformation<br>Leads:<br><b>HC = 1</b><br><b>FTE = 0</b> | Estates<br>& Ancillary:<br><b>HC = 2</b><br><b>FTE = 1</b> | Management<br>Partners:<br><b>HC = 7</b><br><b>FTE = 6</b> | Managers:<br><b>HC = 31</b><br><b>FTE = 27</b> | Medical<br>Secretaries:<br><b>HC = 20</b><br><b>FTE = 15</b> | Other Admin/Non-<br>clinical:<br><b>HC = 42</b><br><b>FTE = 33</b> | Receptionists:<br><b>HC = 181</b><br><b>FTE = 127</b> | Telephonists:<br><b>HC = 0</b><br><b>FTE = 0</b> |
|---|--|--|--|--|--|--|---|--|



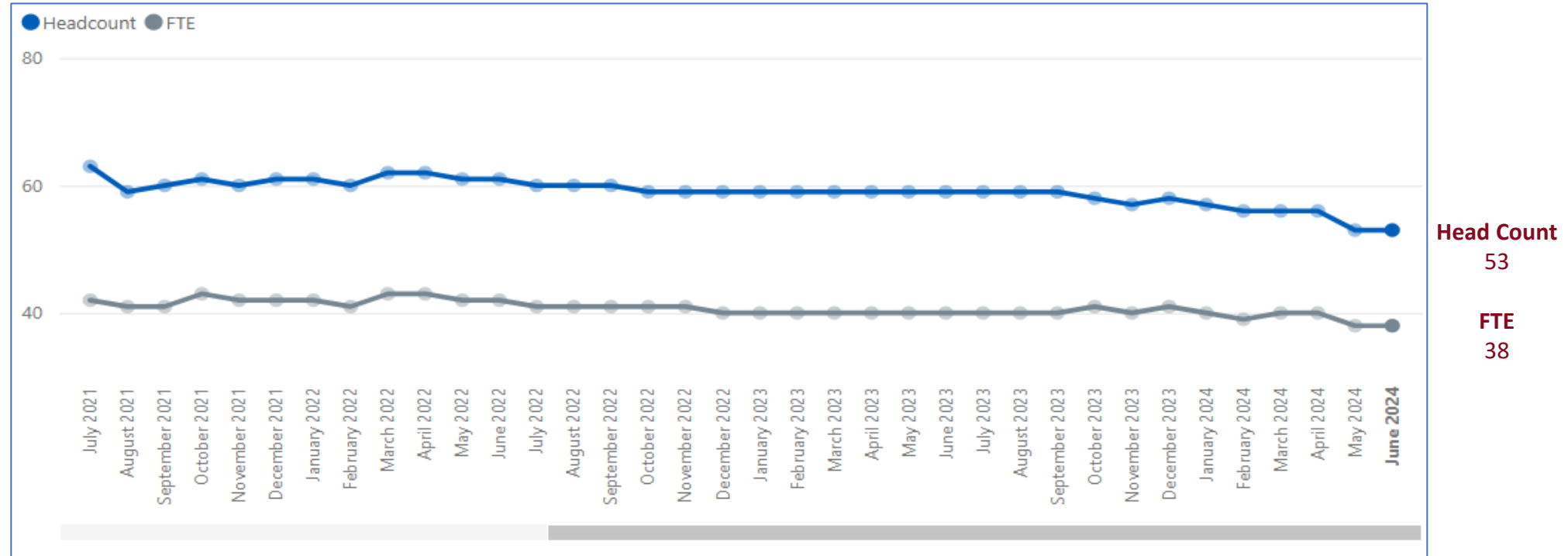
# Thurrock Demographics – Headcount and FTE



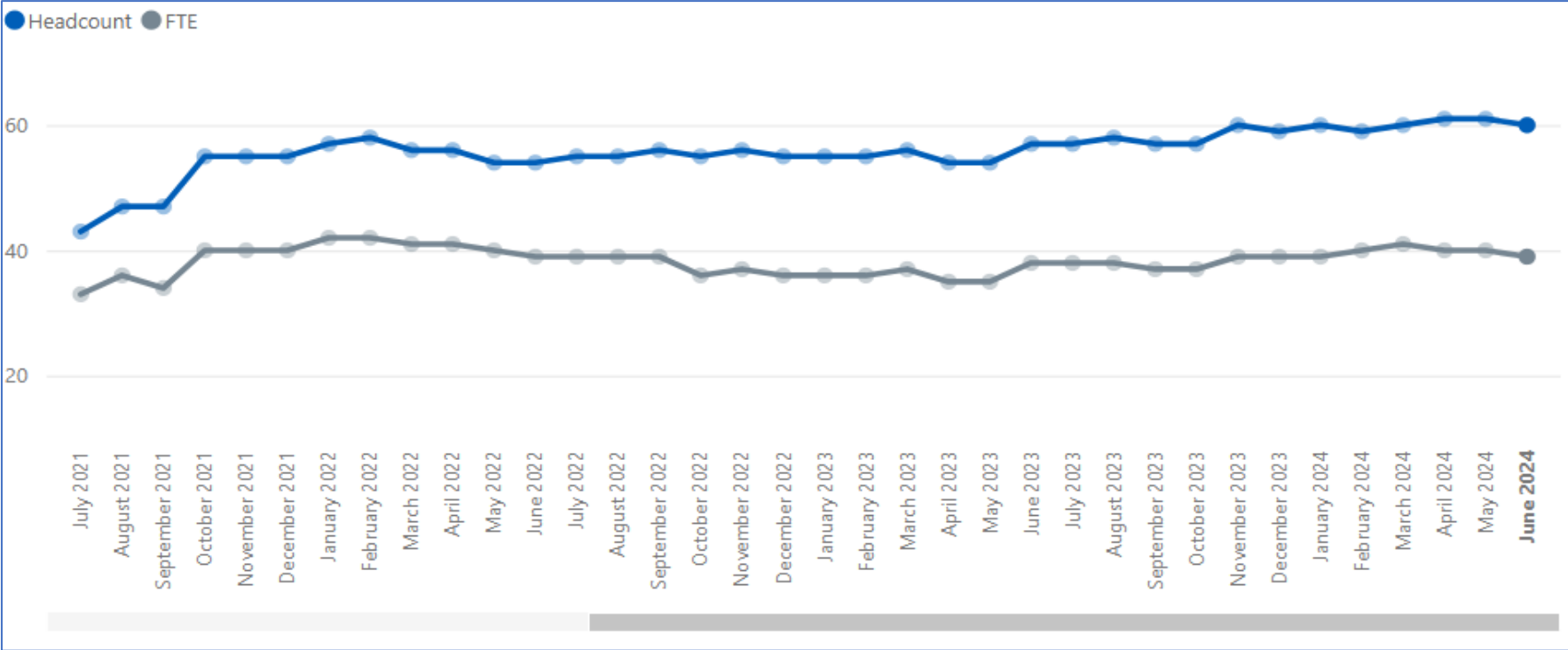
# Thurrock GP Trends – Headcount and FTE



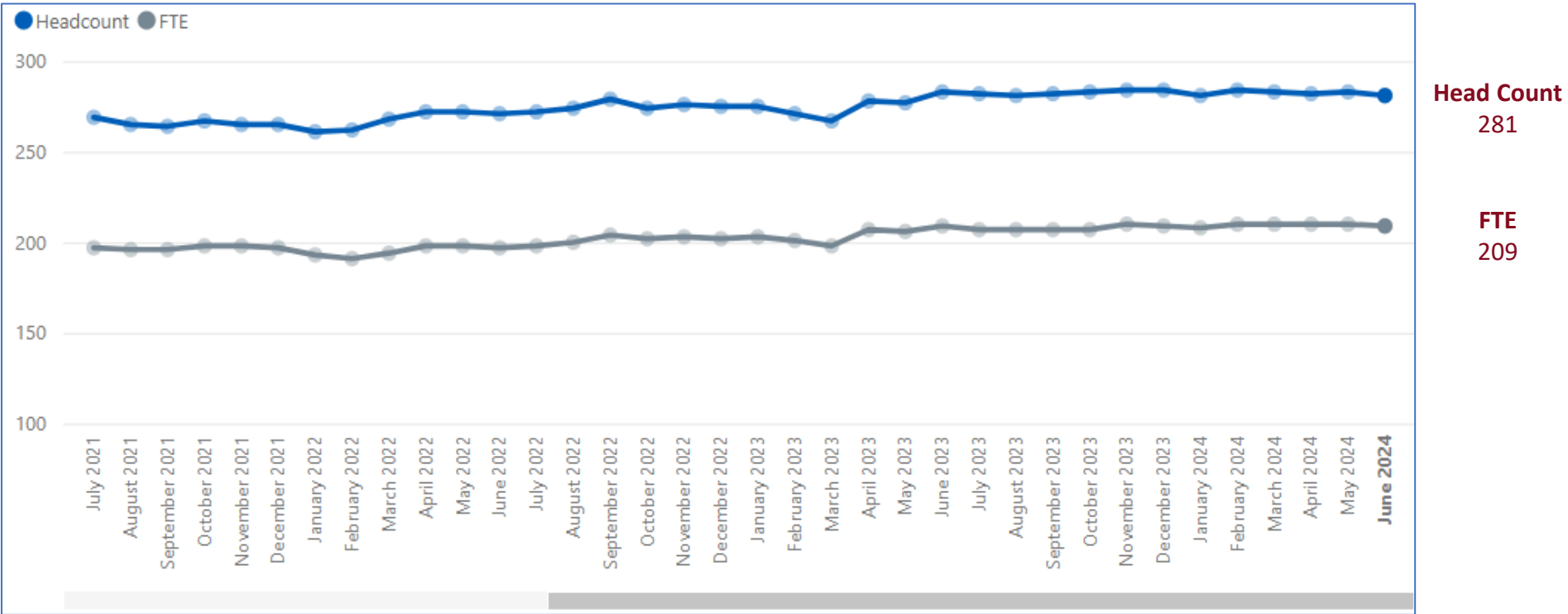
# Thurrock Nurses Trends – Headcount and FTE



# Thurrock Direct Patient Care Trends – Headcount and FTE



# Thurrock Administration/Non-Clinical Trends – Headcount and FTE



**Castle Point & Rochford (CPR)  
GP Practices  
Workforce Information**

**June 2024**

# CPR Workforce Roles in Primary Care – Headcount and FTE



|   |  |  |   |  |
|---|--|--|---|--|
| GP Partners:<br><b>HC = 56</b><br><b>FTE = 56</b> | GP Regular Locums:<br><b>HC = 13</b><br><b>FTE = 6</b> | GP Retainers:<br><b>HC = 0</b><br><b>FTE = 0</b> | GPs in Training<br>Grades:<br><b>HC = 29</b><br><b>FTE = 28</b> | Salaried GPs:<br><b>HC = 25</b><br><b>FTE = 20</b> |
|---|--|--|---|--|

**Key**  
HC = Head Count  
FTE = Full-Time Equivalent



|  |   |  |   |  |  |   |  |
|--|---|--|---|--|--|---|--|
| Advanced Nurse Practitioners:<br><b>HC = 13</b><br><b>FTE = 11</b> | Extended Role Practice Nurses:<br><b>HC = 1</b><br><b>FTE = 1</b> | Nurse Dispensers:<br><b>HC = 1</b><br><b>FTE = 0</b> | Nurse Specialists:<br><b>HC = 1</b><br><b>FTE = 1</b> | Nursing Partners:<br><b>HC = 0</b><br><b>FTE = 0</b> | Other Nurses:<br><b>HC = 0</b><br><b>FTE = 0</b> | Practice Nurses:<br><b>HC = 37</b><br><b>FTE = 24</b> | Trainee Nurses:<br><b>HC = 0</b><br><b>FTE = 0</b> |
|--|---|--|---|--|--|---|--|

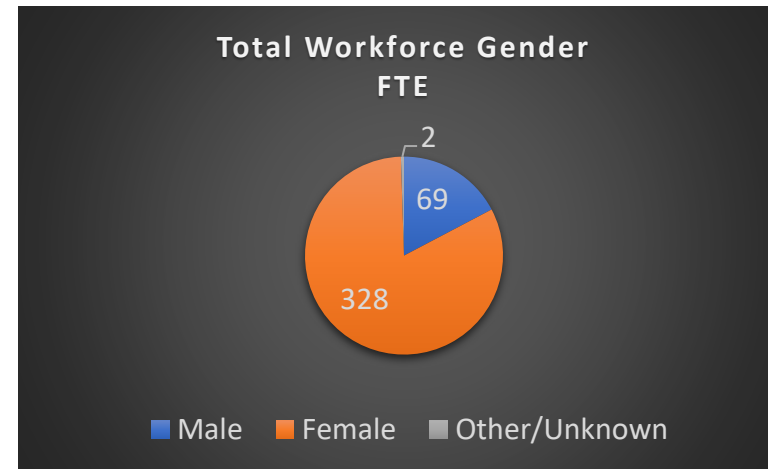
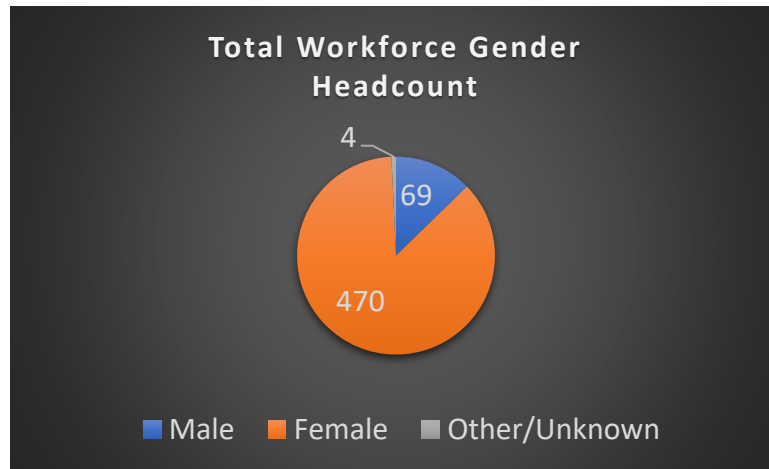
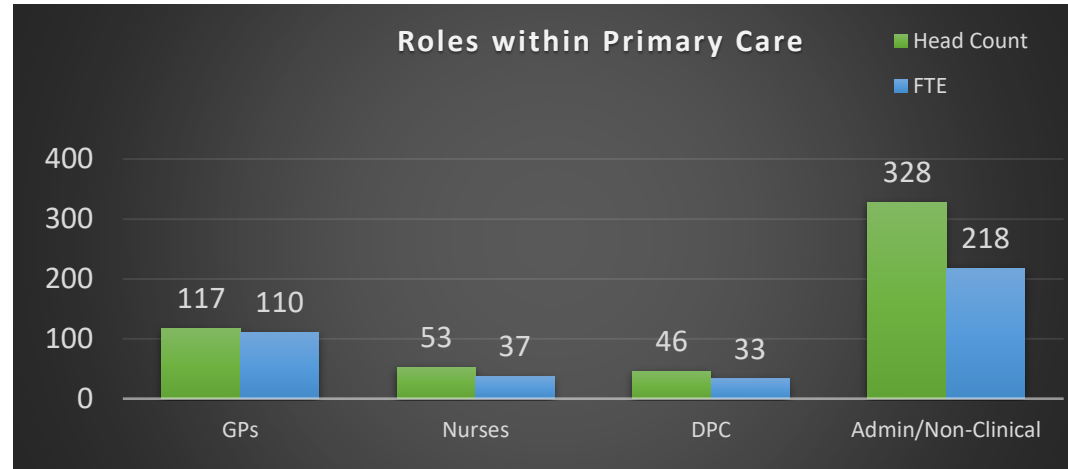


|  |   |  |   |  |  |  |
|--|---|--|---|--|--|--|
| Advanced Paramedic Practitioners:<br><b>HC = 1</b><br><b>FTE = 1</b> | Advanced Pharmacist Practitioners:<br><b>HC = 1</b><br><b>FTE = 0</b> | Advanced Physiotherapist Practitioners:<br><b>HC = 0</b><br><b>FTE = 0</b> | Apprentices:<br><b>HC = 0</b><br><b>FTE = 0</b> | Dispensers:<br><b>HC = 0</b><br><b>FTE = 0</b>           | Health Support Workers:<br><b>HC = 0</b><br><b>FTE = 0</b> | Health Care Assistants:<br><b>HC = 24</b><br><b>FTE = 19</b> |
| Nursing Associates:<br><b>HC = 2</b><br><b>FTE = 1</b>               | Other Direct Patient Care:<br><b>HC = 1</b><br><b>FTE = 1</b>         | Paramedics:<br><b>HC = 1</b><br><b>FTE = 1</b>                             | Pharmacists:<br><b>HC = 3</b><br><b>FTE = 1</b> | Pharmacy Technicians:<br><b>HC = 0</b><br><b>FTE = 0</b> | Phlebotomists:<br><b>HC = 11</b><br><b>FTE = 6</b>         | Physician Associates:<br><b>HC = 1</b><br><b>FTE = 1</b>     |
| Physiotherapists:<br><b>HC = 1</b><br><b>FTE = 1</b>                 | Social Prescribing Link Workers:<br><b>HC = 0</b><br><b>FTE = 0</b>   | Therapists:<br><b>HC = 0</b><br><b>FTE = 0</b>                             |   |  |  |  |



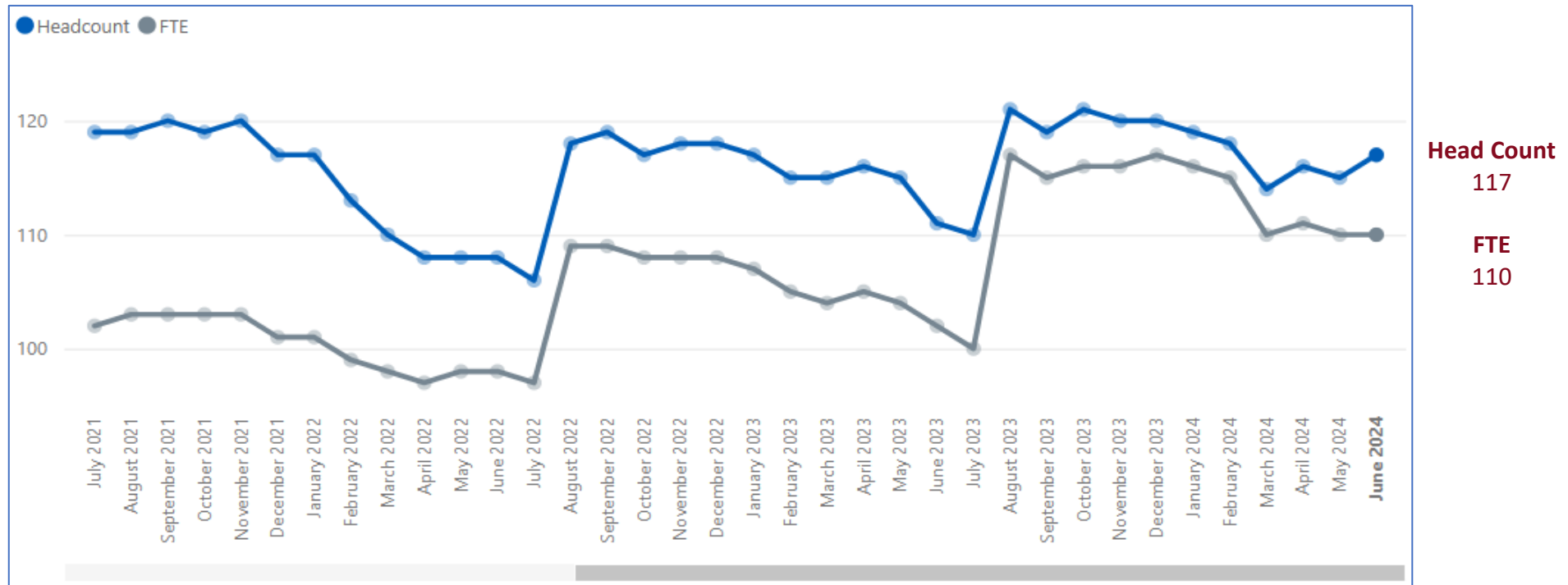
|   |   |   |  |   |  |   |  |
|---|---|---|--|---|--|---|--|
| Apprentices:<br><b>HC = 1</b><br><b>FTE = 1</b> | Estates & Ancillary:<br><b>HC = 2</b><br><b>FTE = 2</b> | Management Partners:<br><b>HC = 2</b><br><b>FTE = 2</b> | Managers:<br><b>HC = 25</b><br><b>FTE = 23</b> | Medical Secretaries:<br><b>HC = 23</b><br><b>FTE = 17</b> | Other Admin/Non-clinical:<br><b>HC = 56</b><br><b>FTE = 40</b> | Receptionists:<br><b>HC = 219</b><br><b>FTE = 132</b> | Telephonists:<br><b>HC = 1</b><br><b>FTE = 1</b> |
|---|---|---|--|---|--|---|--|

# CPR Demographics – Headcount and FTE

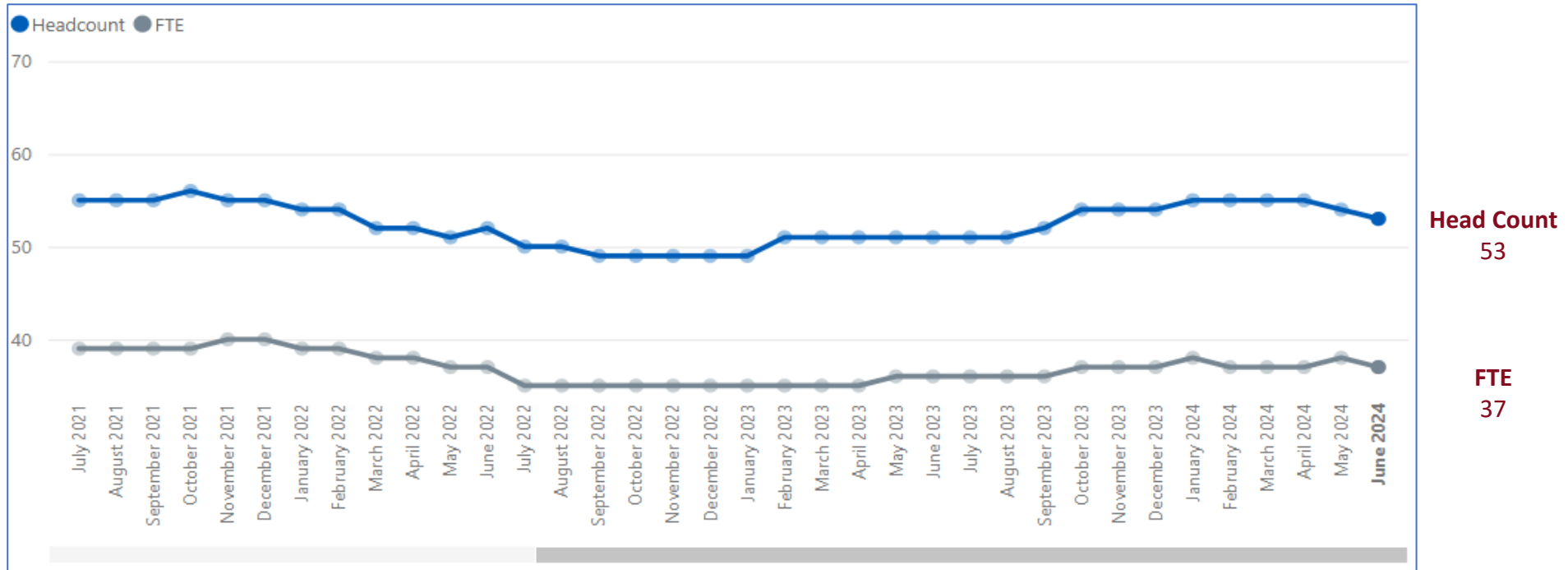




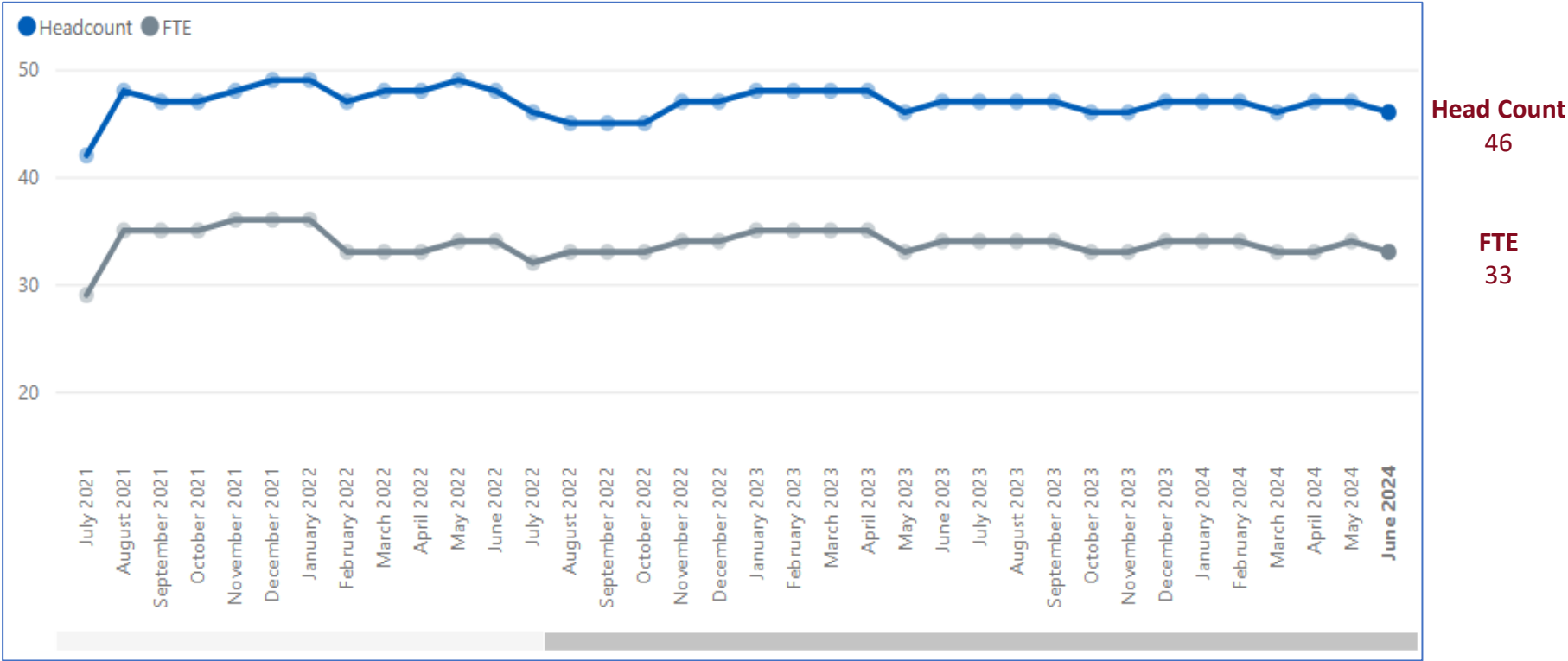
# CPR GP Trends – Headcount and FTE



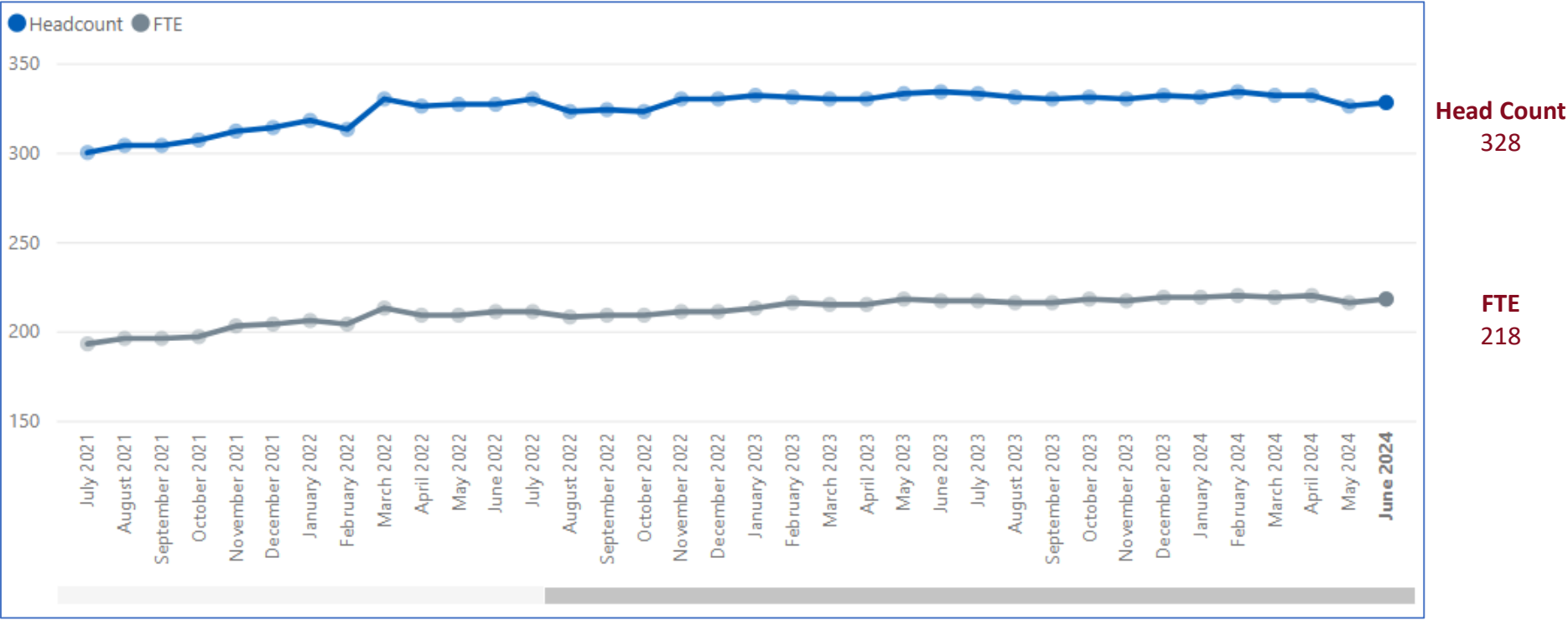
# CPR Nurses Trends – Headcount and FTE



# CPR Direct Patient Care Trends – Headcount and FTE



# CPR Administration/Non-Clinical Trends – Headcount and FTE



# Southend GP Practices Workforce Information

June 2024

# Southend Workforce Roles in Primary Care – Headcount and FTE



Doctors

GP Partners:  
**HC = 50**  
**FTE = 46**

GP Regular Locums:  
**HC = 27**  
**FTE = 9**

GP Retainers:  
**HC = 1**  
**FTE = 0**

GPs in Training  
 Grades:  
**HC = 25**  
**FTE = 23**

Salaried  
 GPs:  
**HC = 42**  
**FTE = 25**

**Key**  
 HC = Head Count  
 FTE = Full-Time Equivalent



Nurses

Advanced Nurse  
 Practitioners:  
**HC = 22**  
**FTE = 17**

Extended Role  
 Practice Nurses:  
**HC = 3**  
**FTE = 2**

Nurse  
 Dispensers:  
**HC = 0**  
**FTE = 0**

Nurse  
 Specialists:  
**HC = 2**  
**FTE = 1**

Nursing  
 Partners:  
**HC = 0**  
**FTE = 0**

Other  
 Nurses:  
**HC = 3**  
**FTE = 2**

Practice  
 Nurses:  
**HC = 50**  
**FTE = 28**

Trainee  
 Nurses:  
**HC = 1**  
**FTE = 1**



Direct Patient Care

Advanced Paramedic  
 Practitioners:  
**HC = 0**  
**FTE = 0**

Advanced Pharmacist  
 Practitioners:  
**HC = 1**  
**FTE = 1**

Advanced Physiotherapist  
 Practitioners:  
**HC = 0**  
**FTE = 0**

Apprentices:  
**HC = 0**  
**FTE = 0**

Dispensers:  
**HC = 1**  
**FTE = 1**

General Practice  
 Assistants:  
**HC = 0**  
**FTE = 0**

Health Support  
 Workers:  
**HC = 2**  
**FTE = 2**

Health Care  
 Assistants:  
**HC = 29**  
**FTE = 16**

Nursing  
 Associates:  
**HC = 0**  
**FTE = 0**

Other Direct  
 Patient Care:  
**HC = 0**  
**FTE = 0**

Paramedics:  
**HC = 4**  
**FTE = 3**

Pharmacists:  
**HC = 8**  
**FTE = 7**

Pharmacy  
 Technicians:  
**HC = 0**  
**FTE = 0**

Phlebotomists:  
**HC = 0**  
**FTE = 0**

Physician  
 Associates:  
**HC = 9**  
**FTE = 8**

Physiotherapists:  
**HC = 2**  
**FTE = 2**

Podiatrists:  
**HC = 1**  
**FTE = 1**

Social Prescribing  
 Link Workers:  
**HC = 0**  
**FTE = 0**

Therapists:  
**HC = 0**  
**FTE = 0**



Administration

Apprentices:  
**HC = 2**  
**FTE = 2**

Estates  
 & Ancillary:  
**HC = 3**  
**FTE = 2**

Management  
 Partners:  
**HC = 0**  
**FTE = 0**

Managers:  
**HC = 40**  
**FTE = 33**

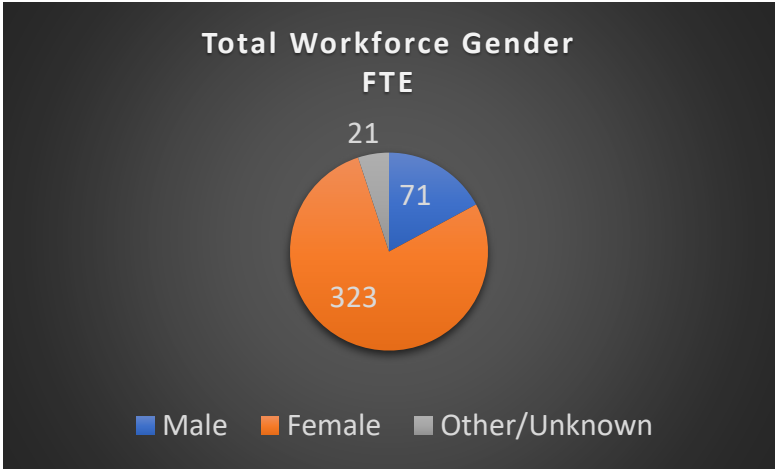
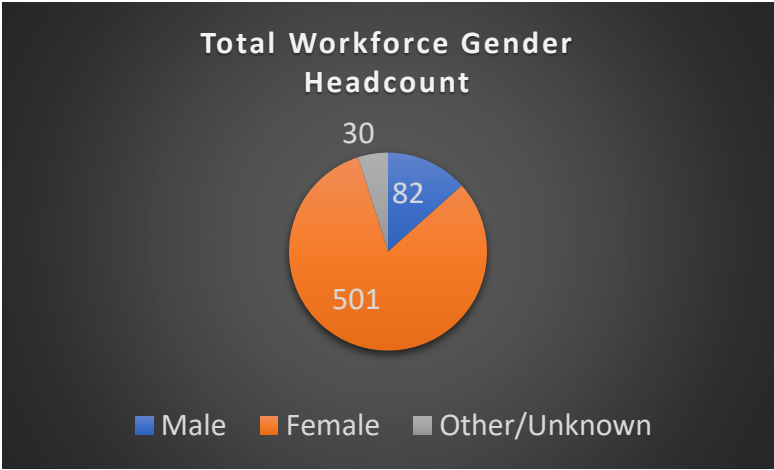
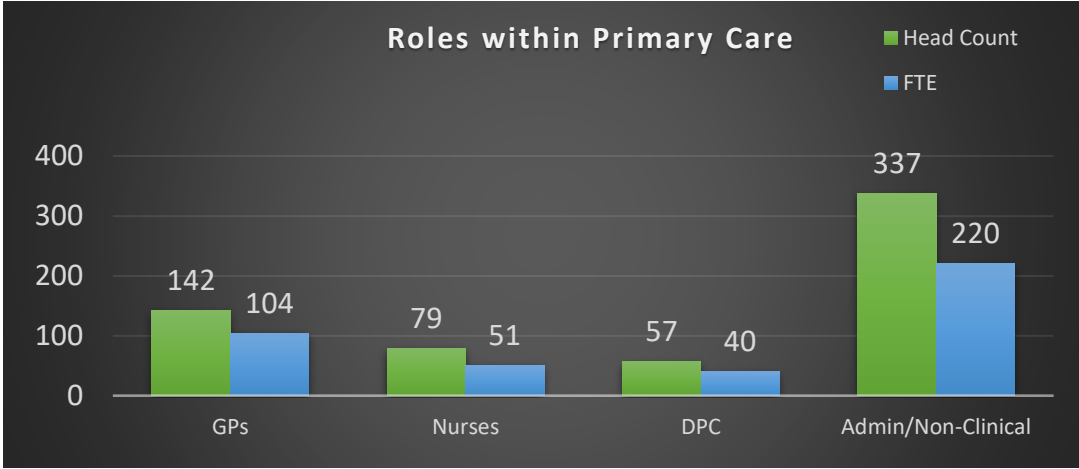
Medical  
 Secretaries:  
**HC = 32**  
**FTE = 20**

Other Admin/Non-  
 clinical:  
**HC = 56**  
**FTE = 40**

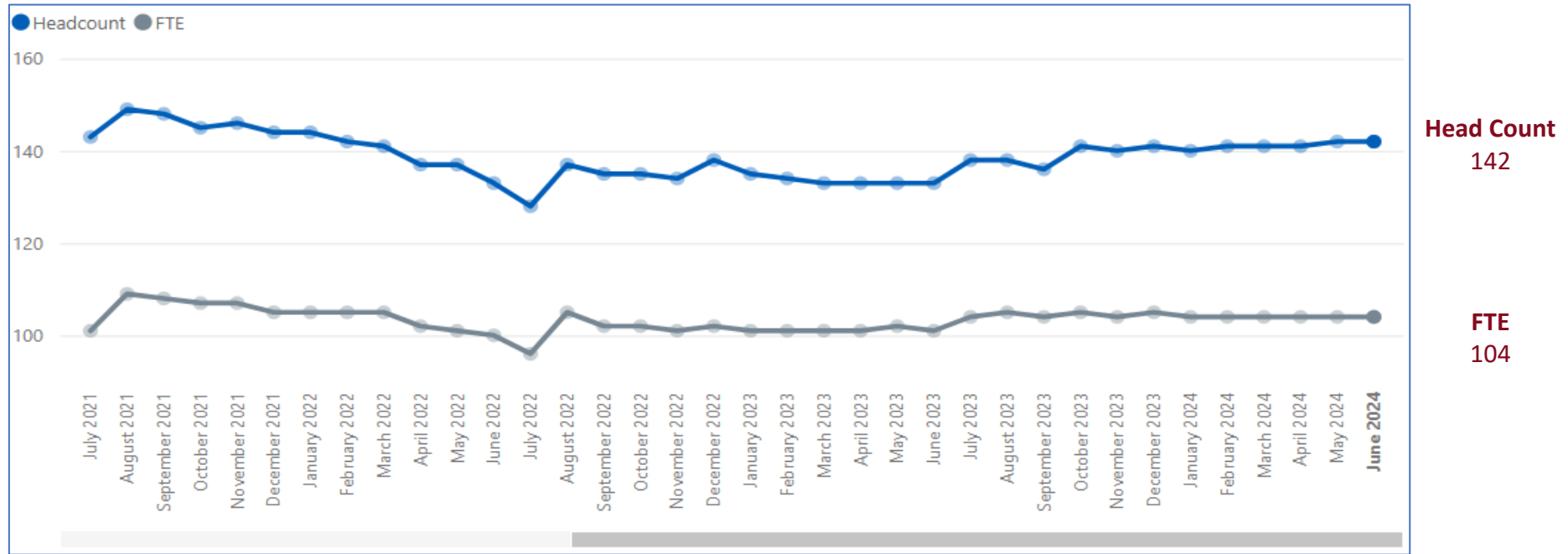
Receptionists:  
**HC = 203**  
**FTE = 123**

Telephonists:  
**HC = 1**  
**FTE = 1**

# Southend Demographics – Headcount and FTE

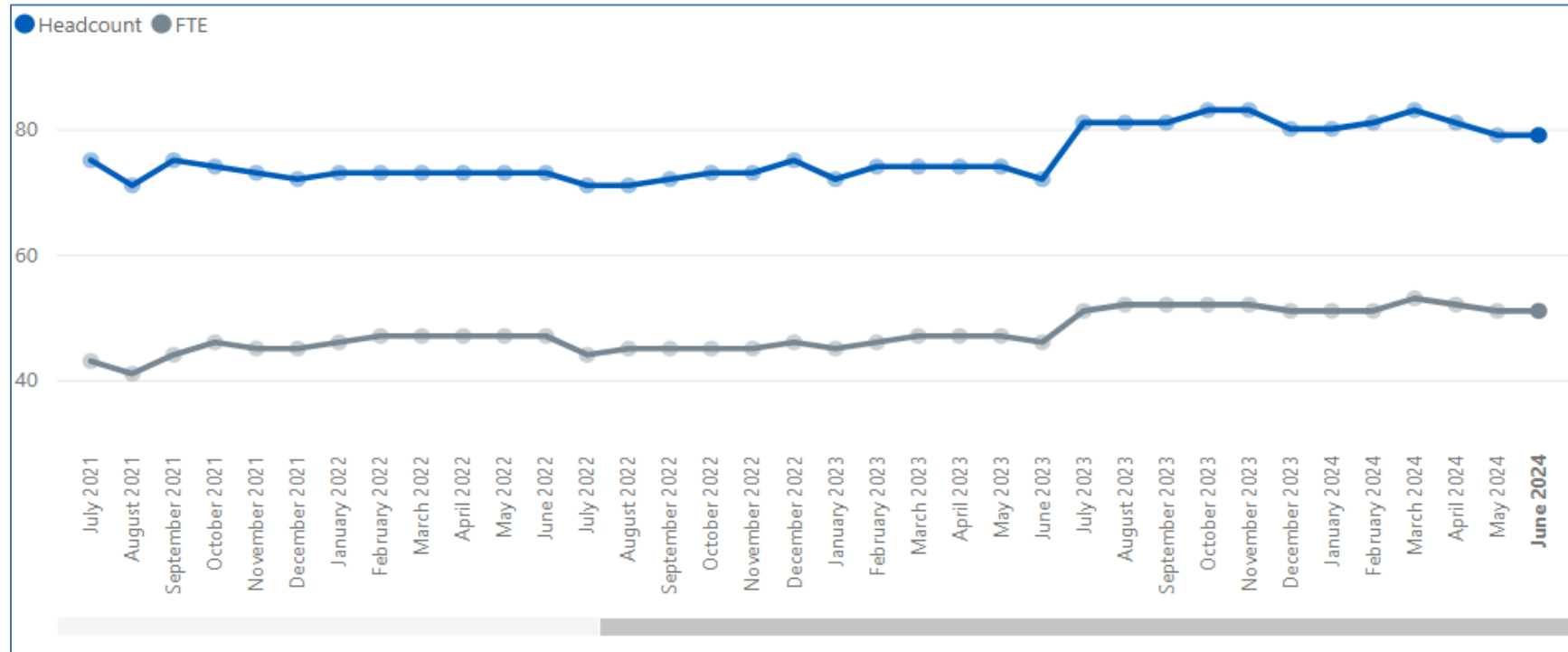


# Southend GP Trends – Headcount and FTE





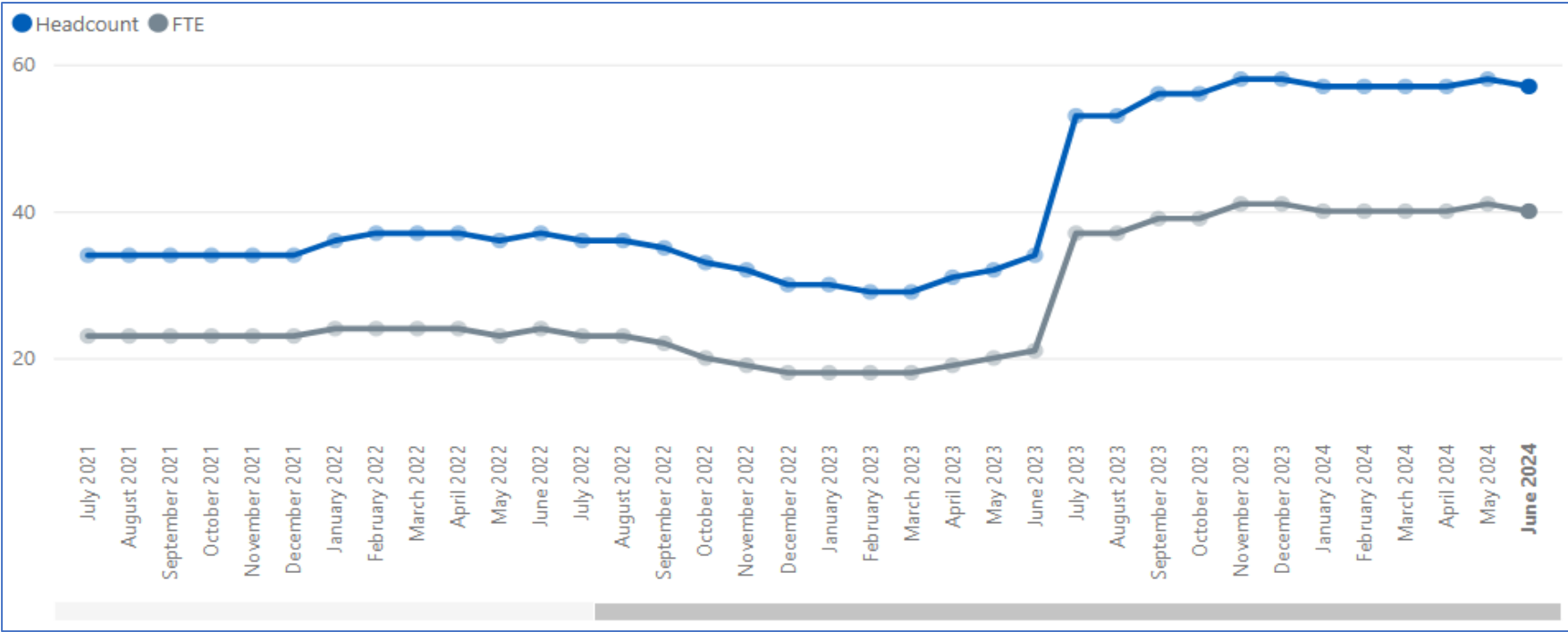
# Southend Nurses Trends – Headcount and FTE



Head Count  
79

FTE  
51

# Southend Direct Patient Care Trends – Headcount and FTE



Head Count  
57

FTE  
40

# Southend Administration/Non-Clinical Trends – Headcount and FTE

