

Essex
GP Practices
Workforce Information

May 2024

Index

3 Summary

4 Essex Overall

11 North East Essex

18 West Essex

25 Mid Essex

32 Basildon & Brentwood

39 Thurrock

46 Castle Point & Rochford

53 Southend

Summary

- The first part of this report presents data for GPs, Nurses, Direct Patient Care and Admin/Non-Clinical staff working in Primary Care in Essex
- It is a snapshot of the Essex Primary Care workforce for May 2024
- Full Time Equivalent (FTE) is a standardised measure, 1.0 FTE equates to full-time work of 37.5 hours per week
- Headcount is the number of people working in a role
- NHS Digital is the source of the information

Essex GP Practices Workforce Information

May 2024

Essex Workforce Roles in Primary Care – Headcount and FTE



Doctors

GP Partners: HC = 540 FTE = 501	GP Regular Locums: HC = 91 FTE = 41	GP Retainers: HC = 11 FTE = 5	GPs in Training Grades: HC = 257 FTE = 241	Salaried GPs: HC = 360 FTE = 228
---	---	---	---	--

Key
 HC = Head Count
 FTE = Full-Time Equivalent



Nurses

Advanced Nurse Practitioners: HC = 205 FTE = 159	Extended Role Practice Nurses: HC = 13 FTE = 8	Nurse Dispensers: HC = 4 FTE = 3	Nurse Specialists: HC = 13 FTE = 9	Nursing Partners: HC = 1 FTE = 1	Other Nurses: HC = 11 FTE = 7	Practice Nurses: HC = 479 FTE = 321	Trainee Nurses: HC = 3 FTE = 2
--	--	--	--	--	---	---	--



Direct Patient Care

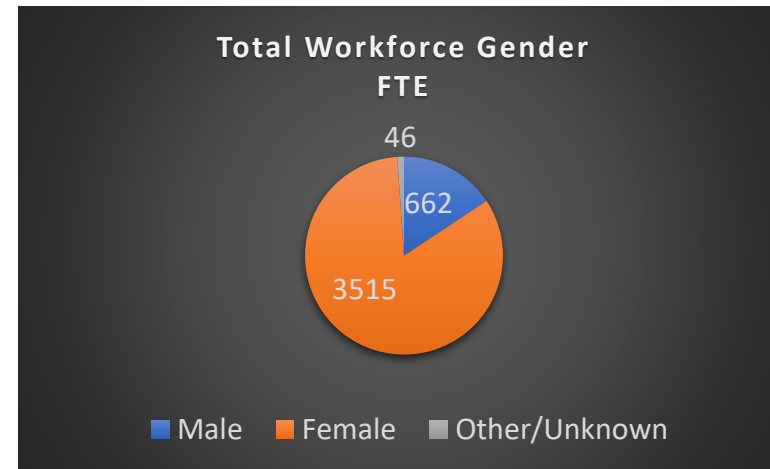
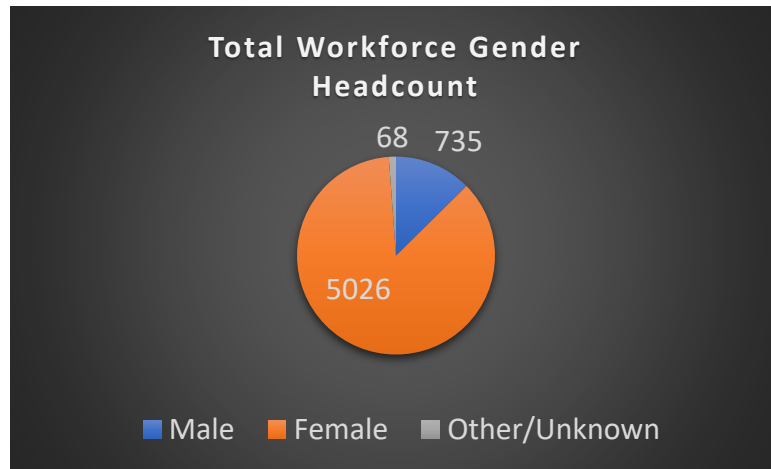
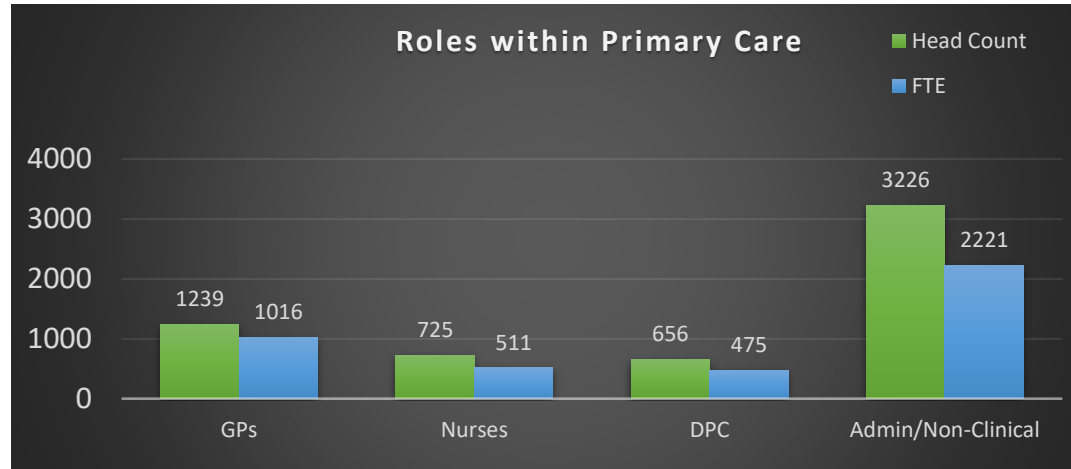
Advanced Paramedic Practitioners: HC = 9 FTE = 9	Advanced Pharmacist Practitioners: HC = 13 FTE = 10	Advanced Physiotherapist Practitioners: HC = 1 FTE = 1	Apprentices: HC = 2 FTE = 2	Dispensers: HC = 140 FTE = 104	General Practice Assistants: HC = 4 FTE = 3	Health Support Workers: HC = 7 FTE = 5
Health Care Assistants: HC = 278 FTE = 190	IAPT Staff: HC = 0 FTE = 0	Nursing Associates: HC = 7 FTE = 4	Other Direct Patient Care: HC = 19 FTE = 12	Paramedics: HC = 32 FTE = 28	Pharmacists: HC = 68 FTE = 49	Pharmacy Technicians: HC = 8 FTE = 6
Phlebotomists: HC = 36 FTE = 23	Physician Associates: HC = 26 FTE = 21	Physiotherapists: HC = 4 FTE = 4	Podiatrists: HC = 1 FTE = 1	Social Prescribing Link Workers: HC = 2 FTE = 2	Therapists: HC = 0 FTE = 0	Trainee Nursing Associates: HC = 2 FTE = 2



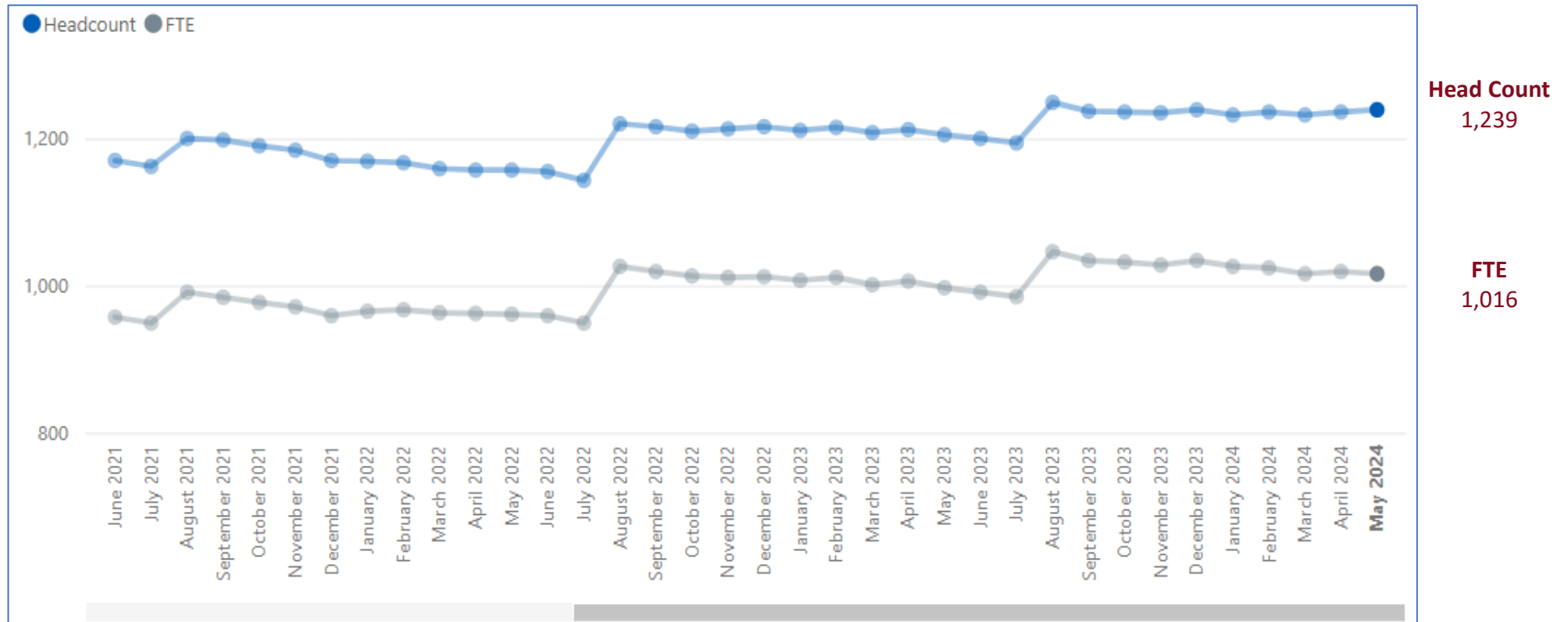
Administration

Apprentices: HC = 15 FTE = 14	Digital Transformation Leads: HC = 1 FTE = 0	Estates & Ancillary: HC = 22 FTE = 10	Management Partners: HC = 13 FTE = 12	Managers: HC = 306 FTE = 272	Medical Secretaries: HC = 304 FTE = 211	Other Admin/Non-clinical: HC = 736 FTE = 507	Receptionists: HC = 1844 FTE = 1189	Telephonists: HC = 10 FTE = 6
---	--	---	---	--	---	--	---	---

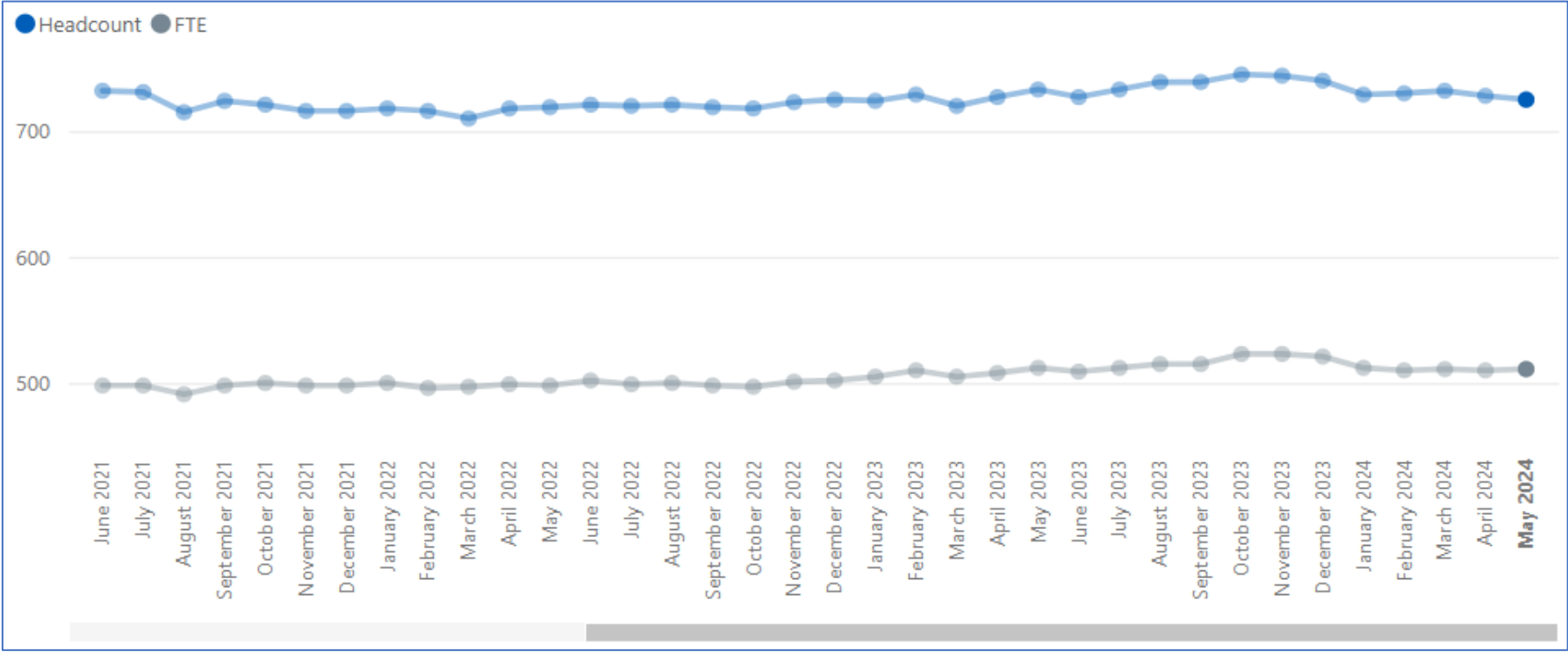
Essex Demographics – Headcount and FTE



Essex GP Trends – Headcount and FTE



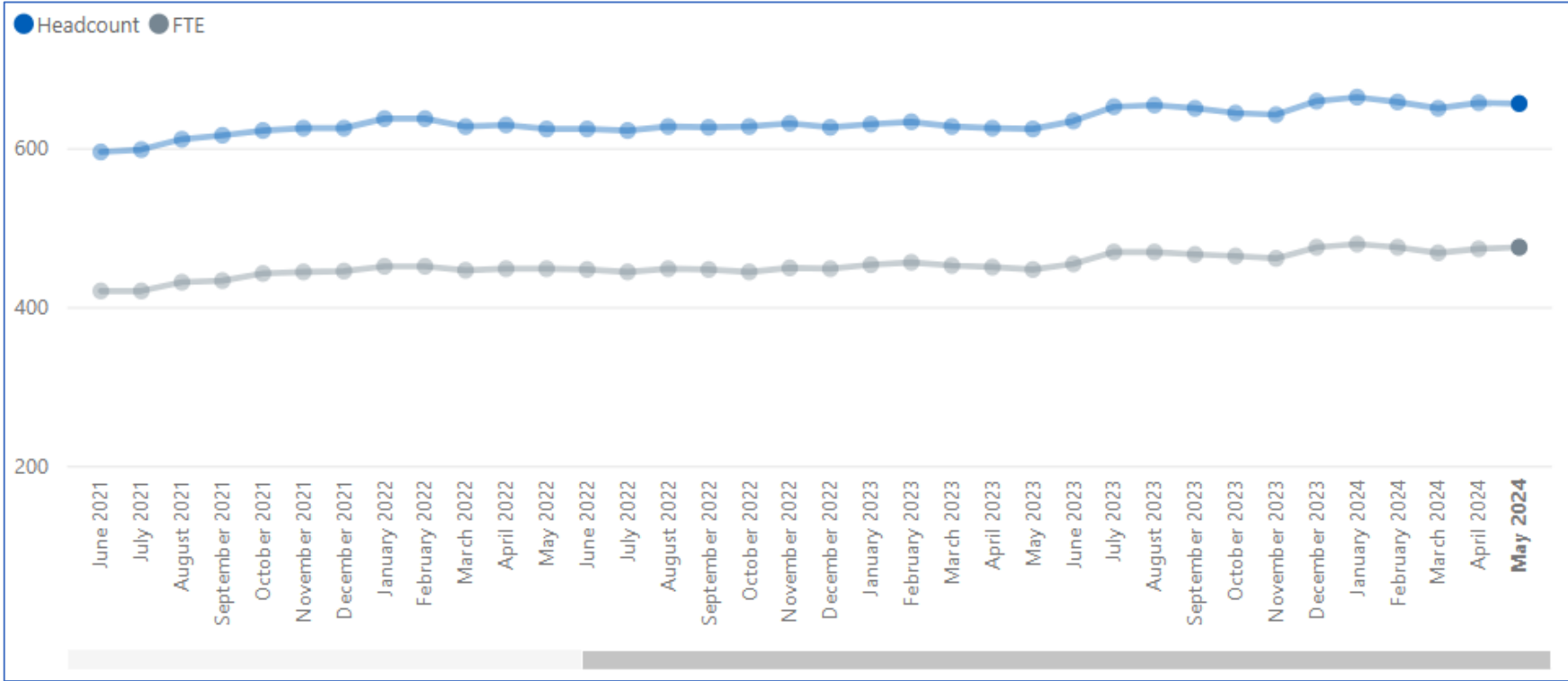
Nurses Trends – Headcount and FTE



Head Count
725

FTE
511

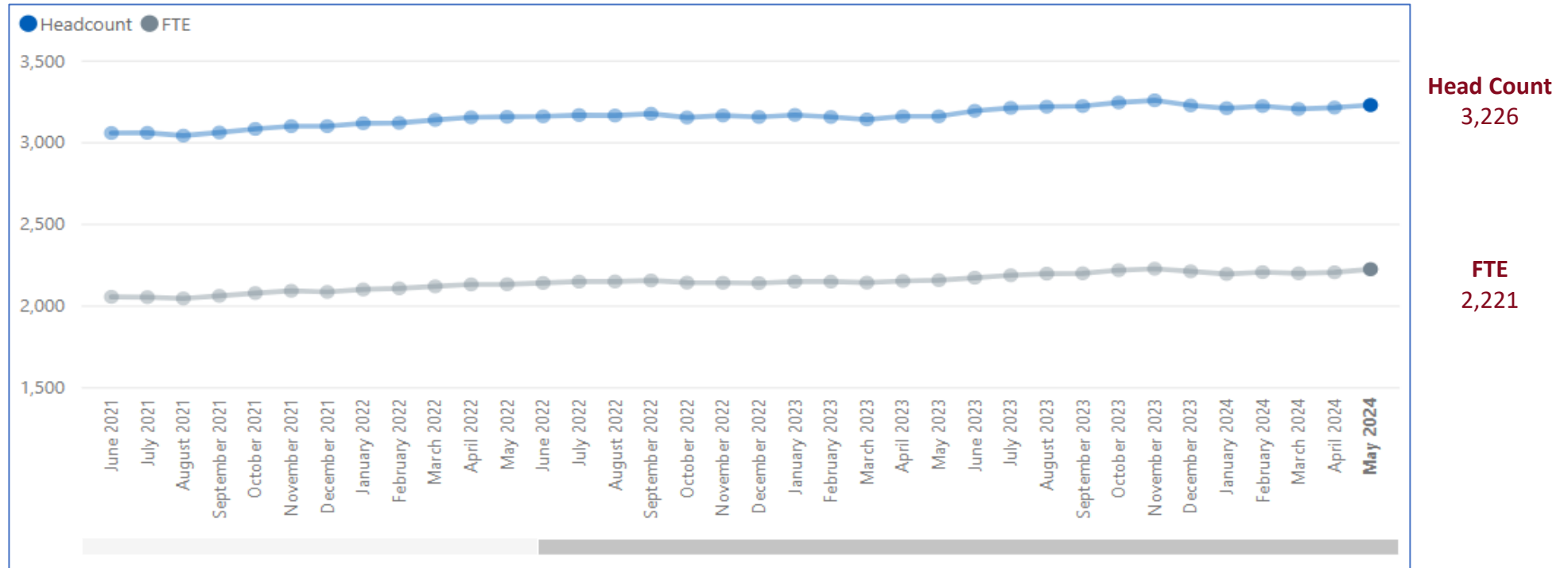
Direct Patient Care Trends – Headcount and FTE



Head Count
656

FTE
475

Administration/Non-Clinical Trends – Headcount and FTE



North East Essex GP Practices Workforce Information

May 2024

North East Essex Workforce Roles in Primary Care – Headcount and FTE



Doctors

GP Partners: HC = 100 FTE = 90	GP Regular Locums: HC = 4 FTE = 1	GP Retainers: HC = 2 FTE = 1	GPs in Training Grades: HC = 42 FTE = 38	Salaried GPs: HC = 68 FTE = 47
--	---	--	---	--

Key
 HC = Head Count
 FTE = Full-Time Equivalent



Nurses

Advanced Nurse Practitioners: HC = 69 FTE = 53	Extended Role Practice Nurses: HC = 5 FTE = 3	Nurse Dispensers: HC = 2 FTE = 2	Nurse Specialists: HC = 9 FTE = 7	Nursing Partners: HC = 0 FTE = 0	Other Nurses: HC = 3 FTE = 2	Practice Nurses: HC = 100 FTE = 74	Trainee Nurses: HC = 0 FTE = 0
--	---	--	---	--	--	--	--



Direct Patient Care

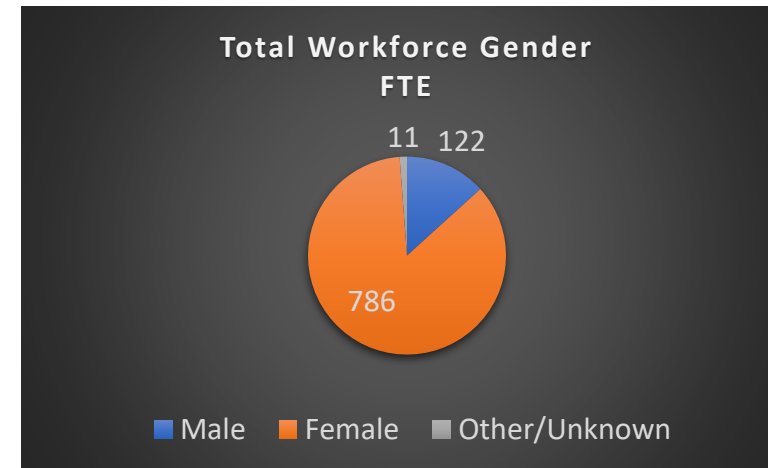
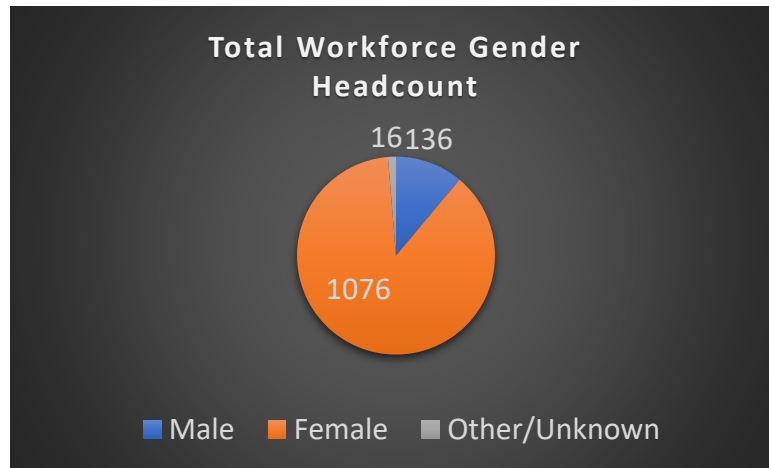
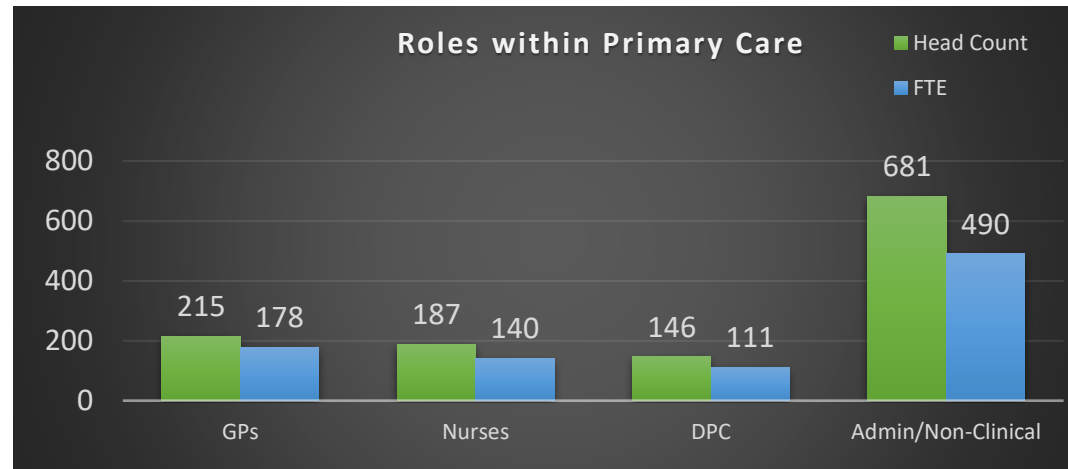
Advanced Paramedic Practitioners: HC = 3 FTE = 4	Advanced Pharmacist Practitioners: HC = 0 FTE = 0	Advanced Physiotherapist Practitioners: HC = 0 FTE = 0	Apprentices: HC = 0 FTE = 0	Dispensers: HC = 24 FTE = 17	General Practice Assistants: HC = 1 FTE = 1	Health Support Workers: HC = 1 FTE = 0
Health Care Assistants: HC = 69 FTE = 52	IAPT Staff: HC = 0 FTE = 0	Nursing Associates: HC = 2 FTE = 1	Other Direct Patient Care: HC = 4 FTE = 3	Paramedics: HC = 14 FTE = 12	Pharmacists: HC = 8 FTE = 7	Pharmacy Technicians: HC = 5 FTE = 4
Phlebotomists: HC = 16 FTE = 11	Physician Associates: HC = 0 FTE = 0	Physiotherapists: HC = 0 FTE = 0	Social Prescribing Link Workers: HC = 0 FTE = 0	Therapists: HC = 0 FTE = 0		



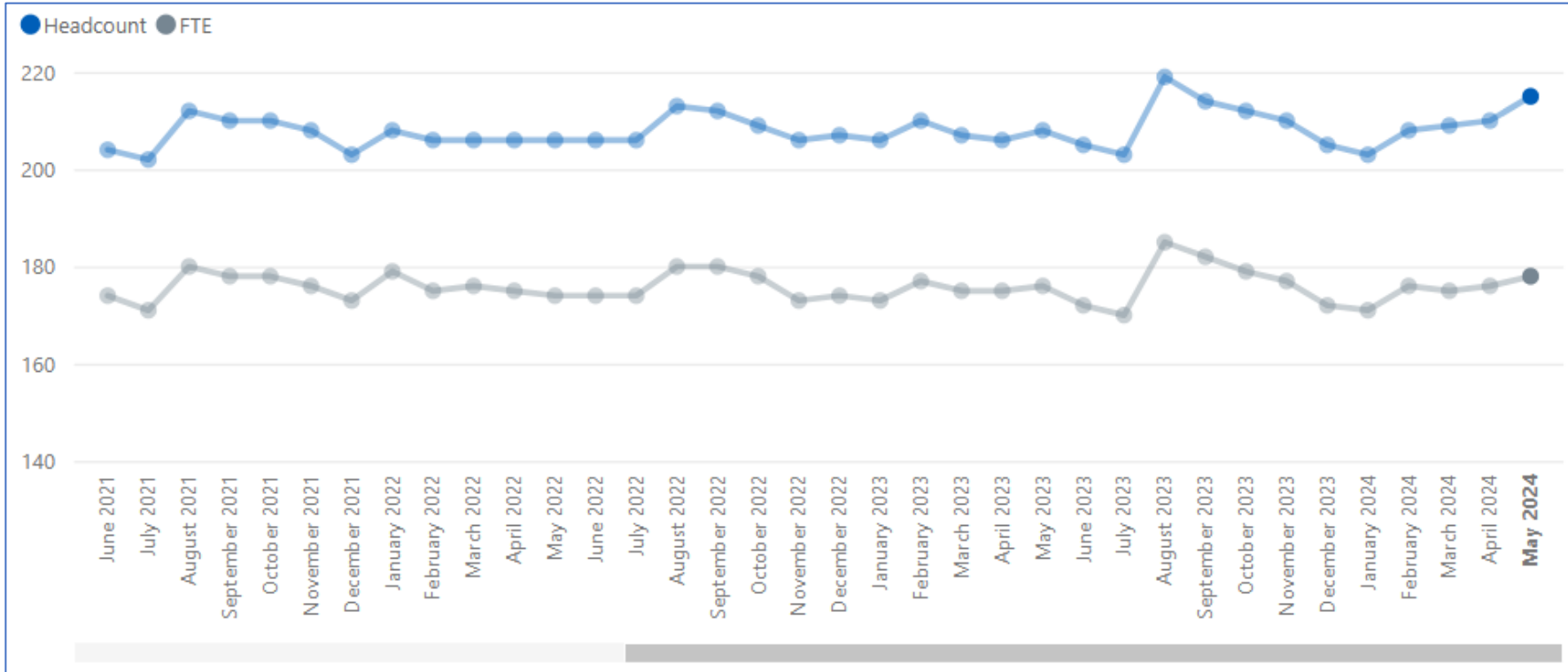
Administration

Apprentices: HC = 7 FTE = 7	Estates & Ancillary: HC = 4 FTE = 2	Management Partners: HC = 1 FTE = 1	Managers: HC = 58 FTE = 54	Medical Secretaries: HC = 60 FTE = 44	Other Admin/Non-clinical: HC = 198 FTE = 136	Receptionists: HC = 353 FTE = 243	Telephonists: HC = 6 FTE = 4
---	---	---	--	---	--	---	--

North East Essex Demographics – Headcount and FTE



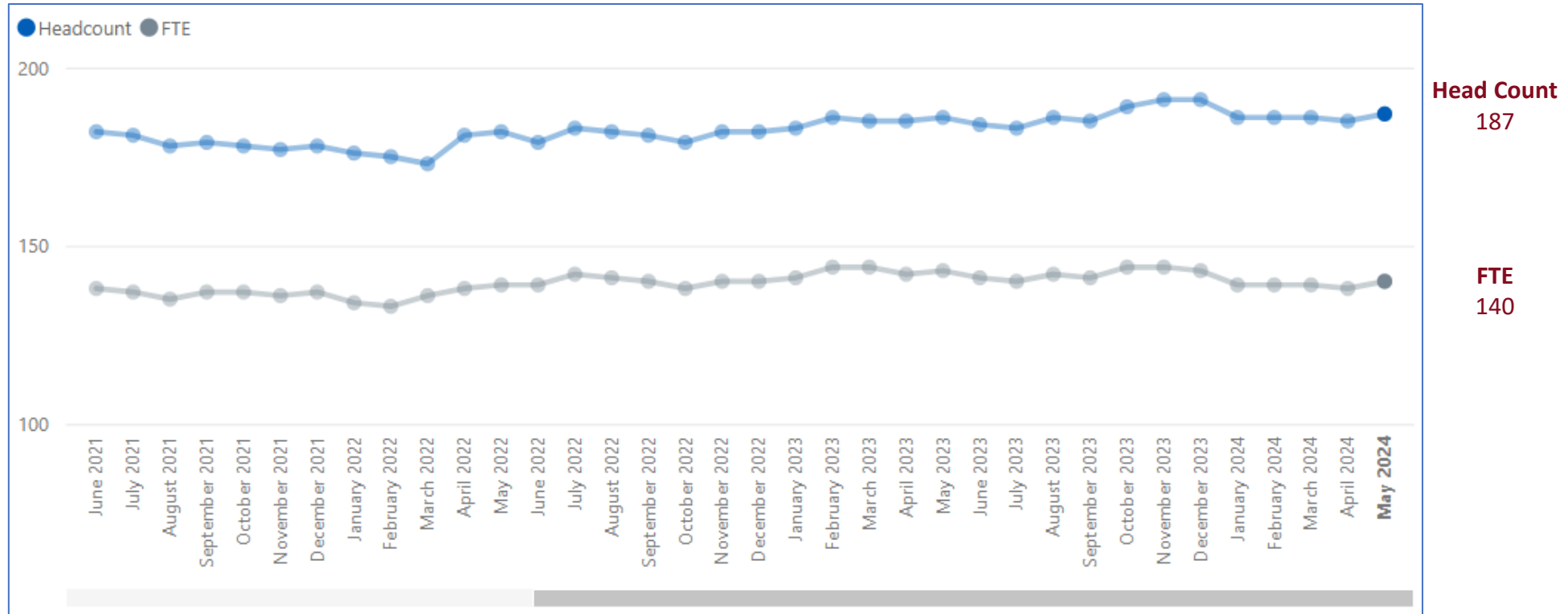
North East Essex GP Trends – Headcount and FTE



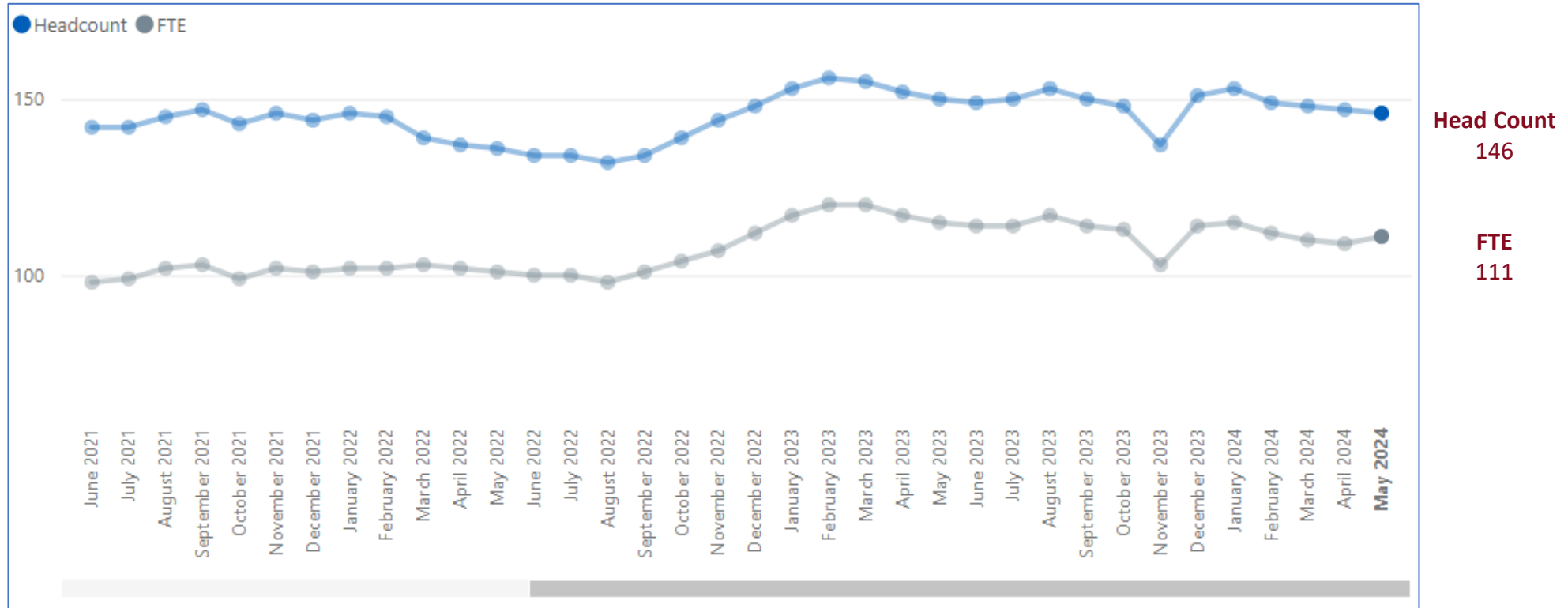
Head Count
215

FTE
178

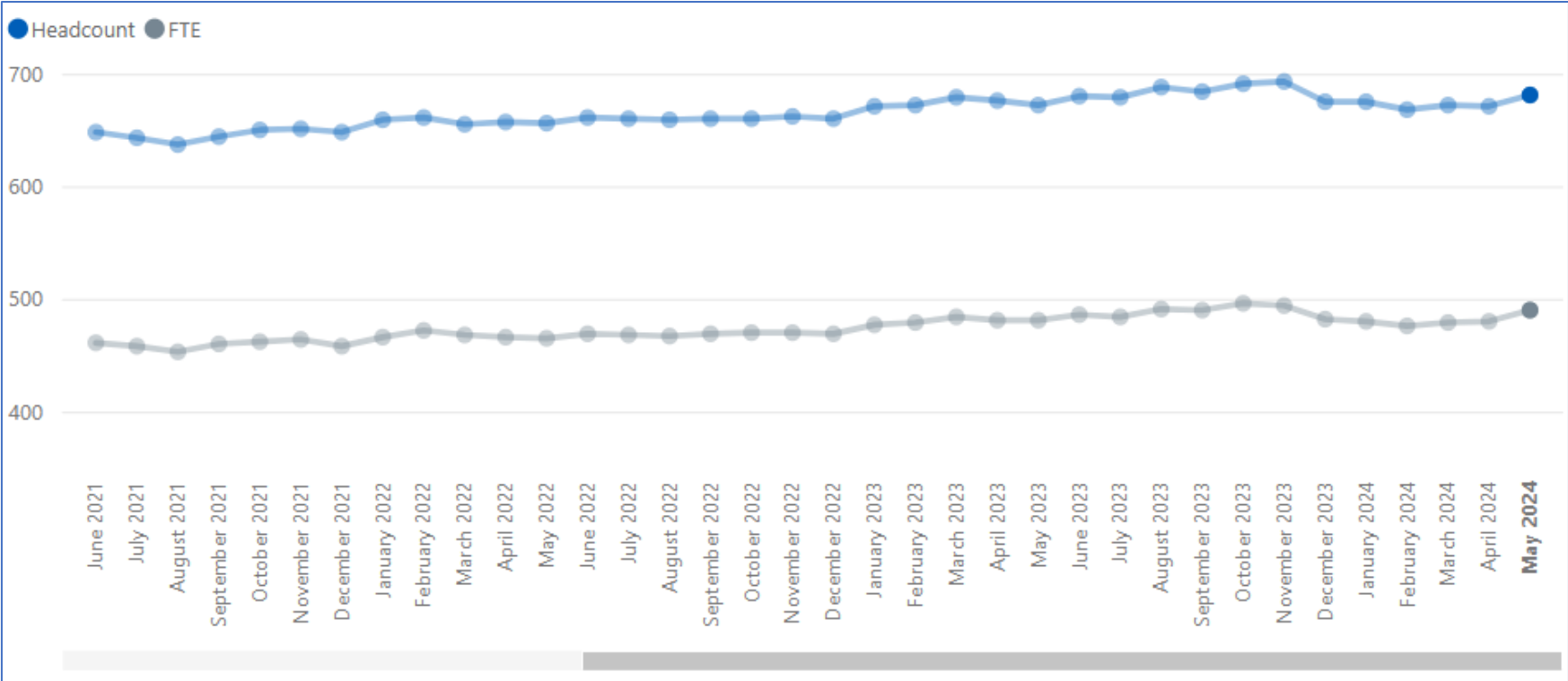
North East Essex Nurses Trends – Headcount and FTE



North East Essex Direct Patient Care Trends – Headcount and FTE



North East Essex Administration/Non-Clinical Trends – Headcount and FTE



Head Count
681

FTE
490

West Essex GP Practices Workforce Information

May 2024

West Essex Workforce Roles in Primary Care – Headcount and FTE



Doctors

GP Partners: HC = 88 FTE = 76	GP Regular Locums: HC = 20 FTE = 8	GP Retainers: HC = 5 FTE = 2	GPs in Training Grades: HC = 68 FTE = 64	Salaried GPs: HC = 75 FTE = 41
---	--	--	---	--

Key
HC = Head Count
FTE = Full-Time Equivalent



Nurses

Advanced Nurse Practitioners: HC = 25 FTE = 19	Extended Role Practice Nurses: HC = 0 FTE = 0	Nurse Dispensers: HC = 0 FTE = 0	Nurse Specialists: HC = 1 FTE = 0	Nursing Partners: HC = 1 FTE = 1	Other Nurses: HC = 0 FTE = 0	Practice Nurses: HC = 74 FTE = 52	Trainee Nurses: HC = 0 FTE = 0
--	---	--	---	--	--	---	--



Direct Patient Care

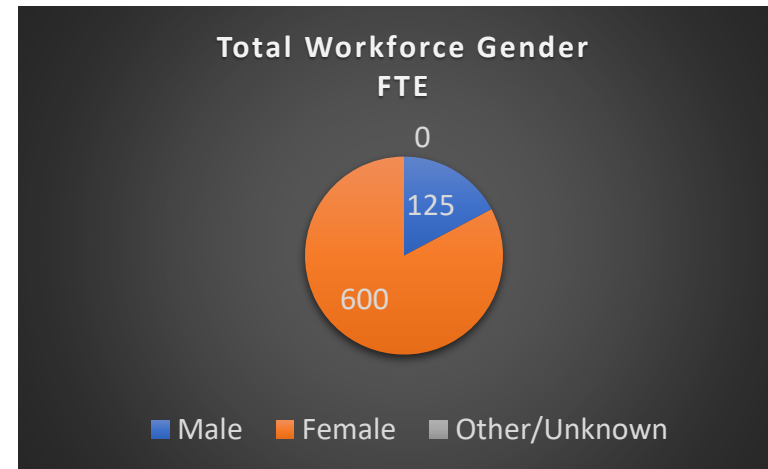
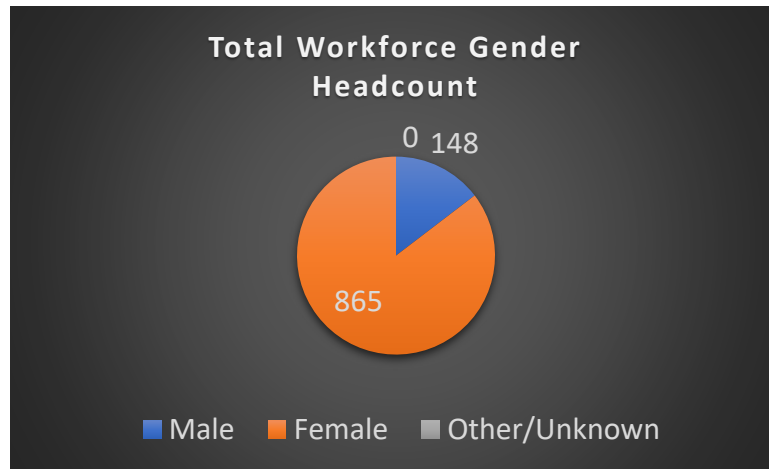
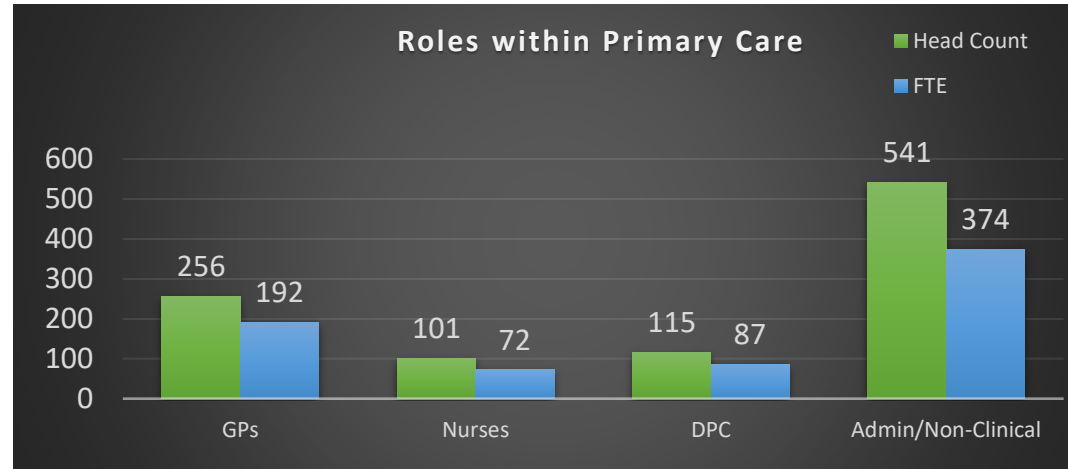
Advanced Paramedic Practitioners: HC = 3 FTE = 3	Advanced Pharmacist Practitioners: HC = 2 FTE = 2	Advanced Physiotherapist Practitioners: HC = 0 FTE = 0	Apprentices: HC = 0 FTE = 0	Dispensers: HC = 29 FTE = 22	General Practice Assistants: HC = 2 FTE = 2	Health Support Workers: HC = 4 FTE = 3
Health Care Assistants: HC = 50 FTE = 35	Nursing Associates: HC = 0 FTE = 0	Other Direct Patient Care: HC = 2 FTE = 2	Paramedics: HC = 6 FTE = 6	Pharmacists: HC = 11 FTE = 7	Pharmacy Technicians: HC = 0 FTE = 0	Phlebotomists: HC = 3 FTE = 2
Physician Associates: HC = 0 FTE = 0	Physiotherapists: HC = 0 FTE = 0	Social Prescribing Link Workers: HC = 2 FTE = 2	Therapists: HC = 0 FTE = 0	Trainee Nursing Associates: HC = 1 FTE = 1		



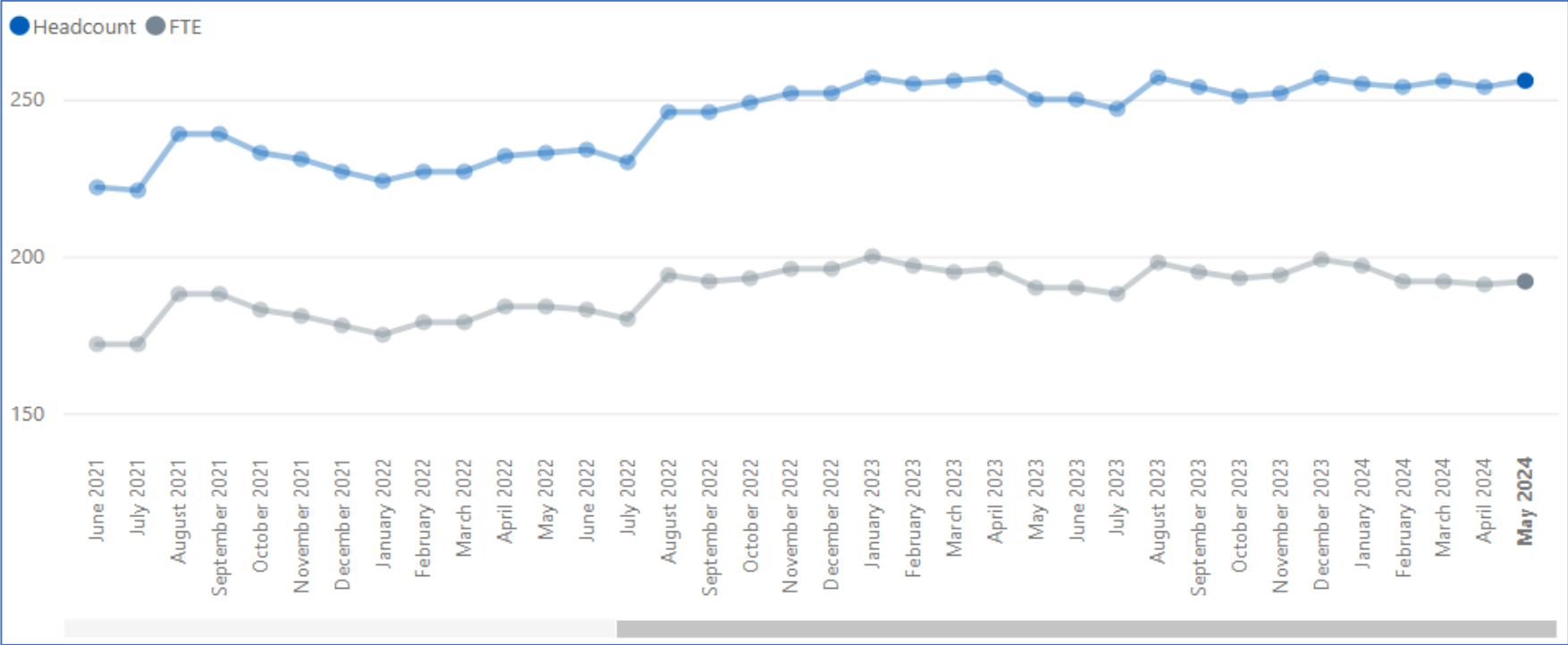
Administration

Apprentices: HC = 0 FTE = 0	Estates & Ancillary: HC = 2 FTE = 1	Management Partners: HC = 1 FTE = 1	Managers: HC = 50 FTE = 43	Medical Secretaries: HC = 49 FTE = 34	Other Admin/Non-clinical: HC = 136 FTE = 98	Receptionists: HC = 305 FTE = 198	Telephonists: HC = 0 FTE = 0
---	---	---	--	---	---	---	--

West Essex Demographics – Headcount and FTE



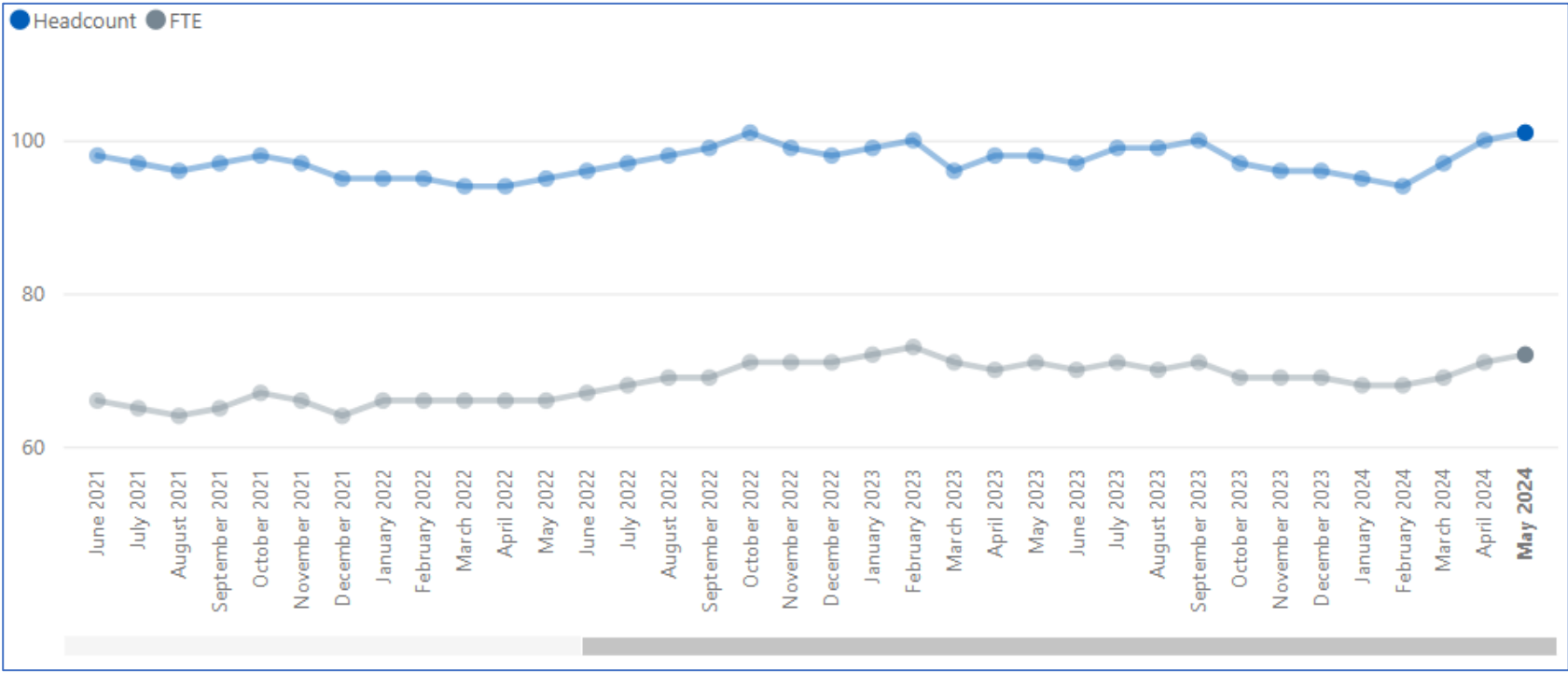
West Essex GP Trends – Headcount and FTE



Head Count
256

FTE
192

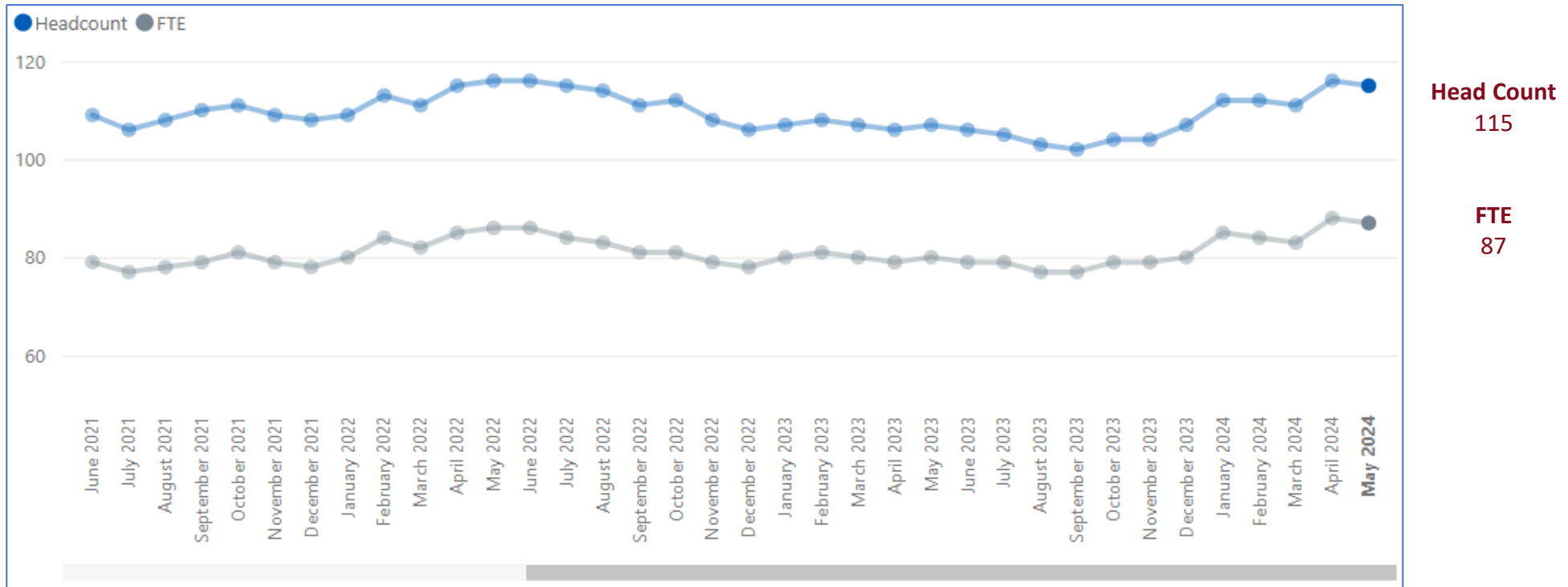
West Essex Nurses Trends – Headcount and FTE



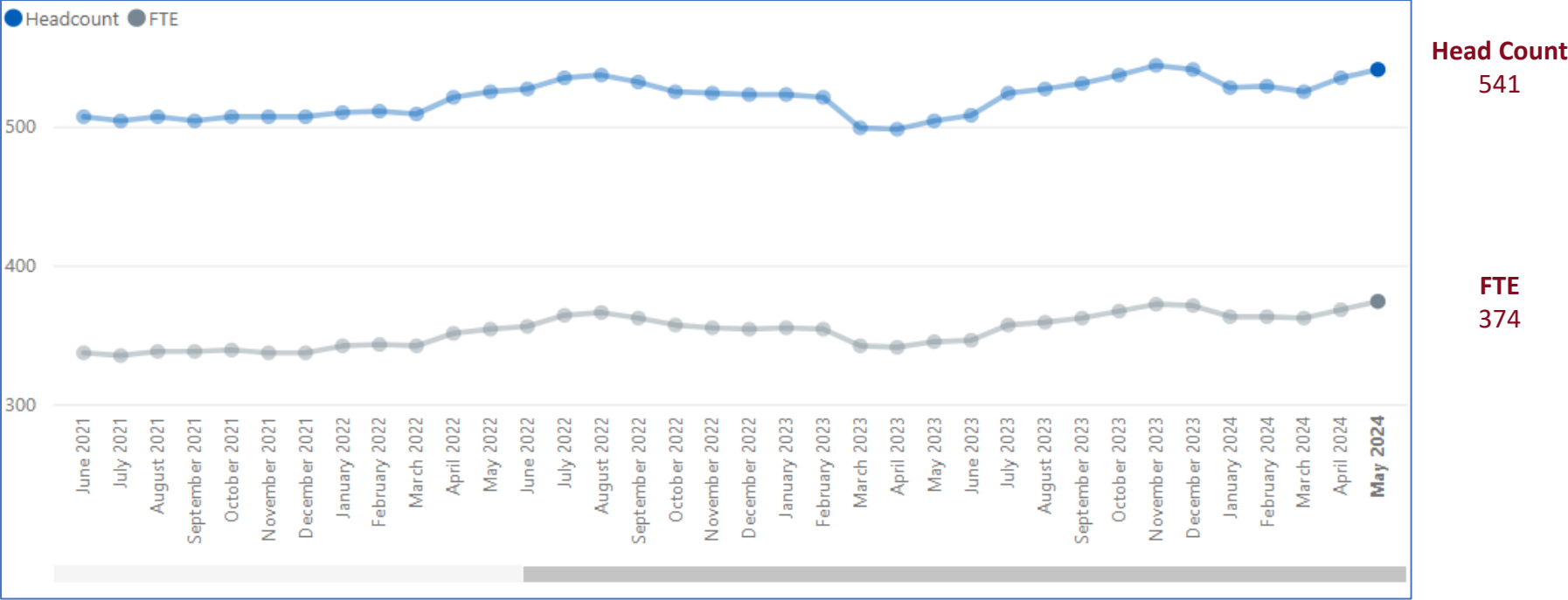
Head Count
101

FTE
72

West Essex Direct Patient Care Trends – Headcount and FTE



West Essex Administration/Non-Clinical Trends – Headcount and FTE



Mid Essex GP Practices Workforce Information

May 2024

Mid Essex Workforce Roles in Primary Care – Headcount and FTE



Doctors

GP Partners: HC = 114 FTE = 112	GP Regular Locums: HC = 3 FTE = 2	GP Retainers: HC = 0 FTE = 0	GPs in Training Grades: HC = 51 FTE = 47	Salaried GPs: HC = 96 FTE = 57
---	---	--	---	---

Key
 HC = Head Count
 FTE = Full-Time Equivalent



Nurses

Advanced Nurse Practitioners: HC = 42 FTE = 32	Extended Role Practice Nurses: HC = 2 FTE = 2	Nurse Dispensers: HC = 1 FTE = 1	Nurse Specialists: HC = 0 FTE = 0	Nursing Partners: HC = 0 FTE = 0	Other Nurses: HC = 3 FTE = 2	Practice Nurses: HC = 115 FTE = 74	Trainee Nurses: HC = 1 FTE = 1
---	--	---	--	---	---	---	---



Direct Patient Care

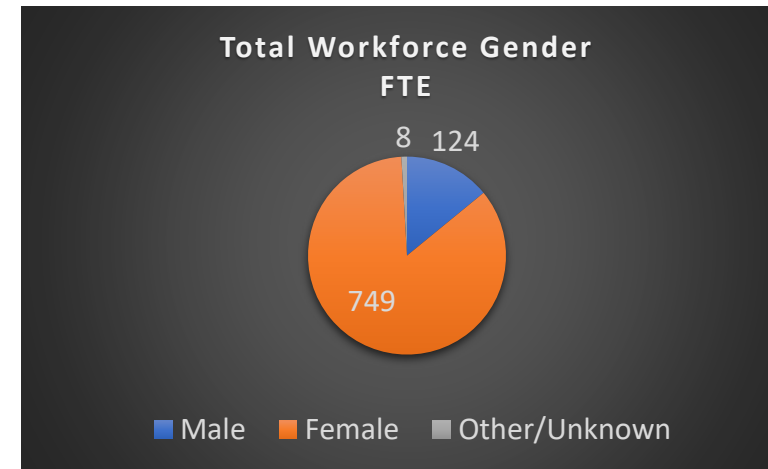
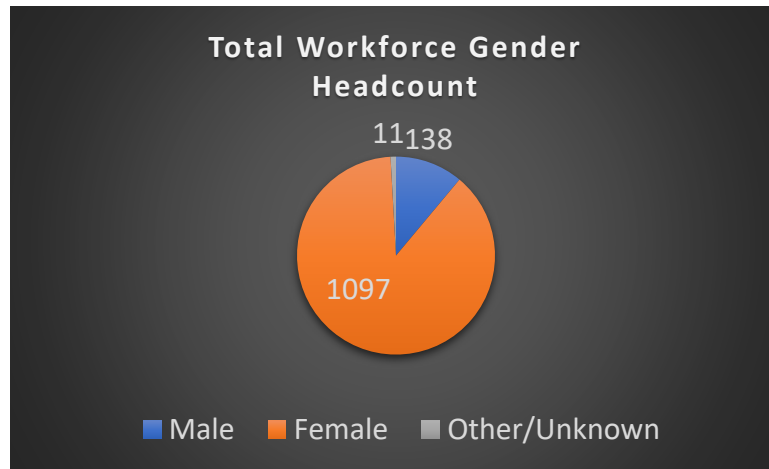
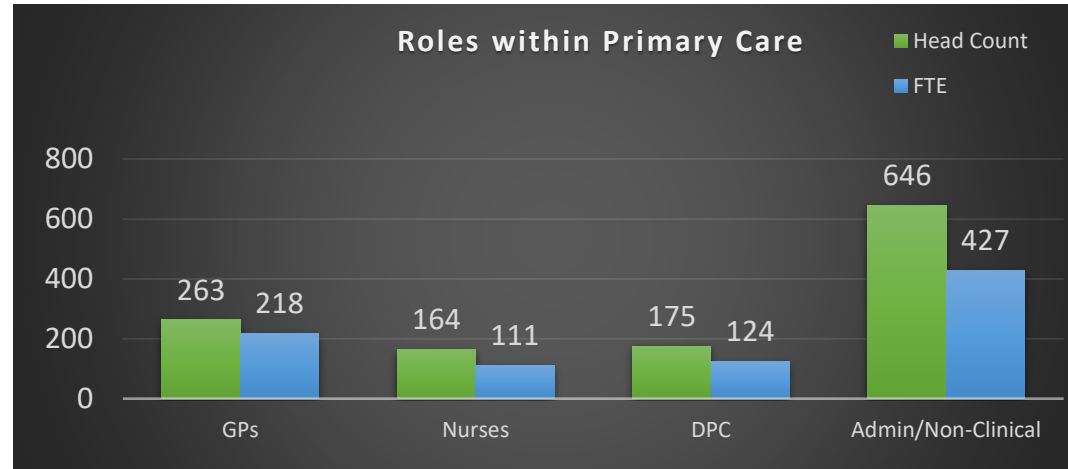
Advanced Paramedic Practitioners: HC = 2 FTE = 2	Advanced Pharmacist Practitioners: HC = 6 FTE = 5	Advanced Physiotherapist Practitioners: HC = 1 FTE = 1	Apprentices: HC = 0 FTE = 0	Dispensers: HC = 74 FTE = 54	General Practice Assistants: HC = 1 FTE = 1	Health Support Workers: HC = 0 FTE = 0
Health Care Assistants: HC = 56 FTE = 37	Nursing Associates: HC = 0 FTE = 0	Other Direct Patient Care: HC = 5 FTE = 2	Paramedics: HC = 6 FTE = 5	Pharmacists: HC = 14 FTE = 10	Pharmacy Technicians: HC = 3 FTE = 2	Phlebotomists: HC = 2 FTE = 2
Physician Associates: HC = 3 FTE = 2	Physiotherapists: HC = 1 FTE = 1	Social Prescribing Link Workers: HC = 0 FTE = 0	Therapists: HC = 0 FTE = 0	Trainee Nursing Associates: HC = 1 FTE = 1		



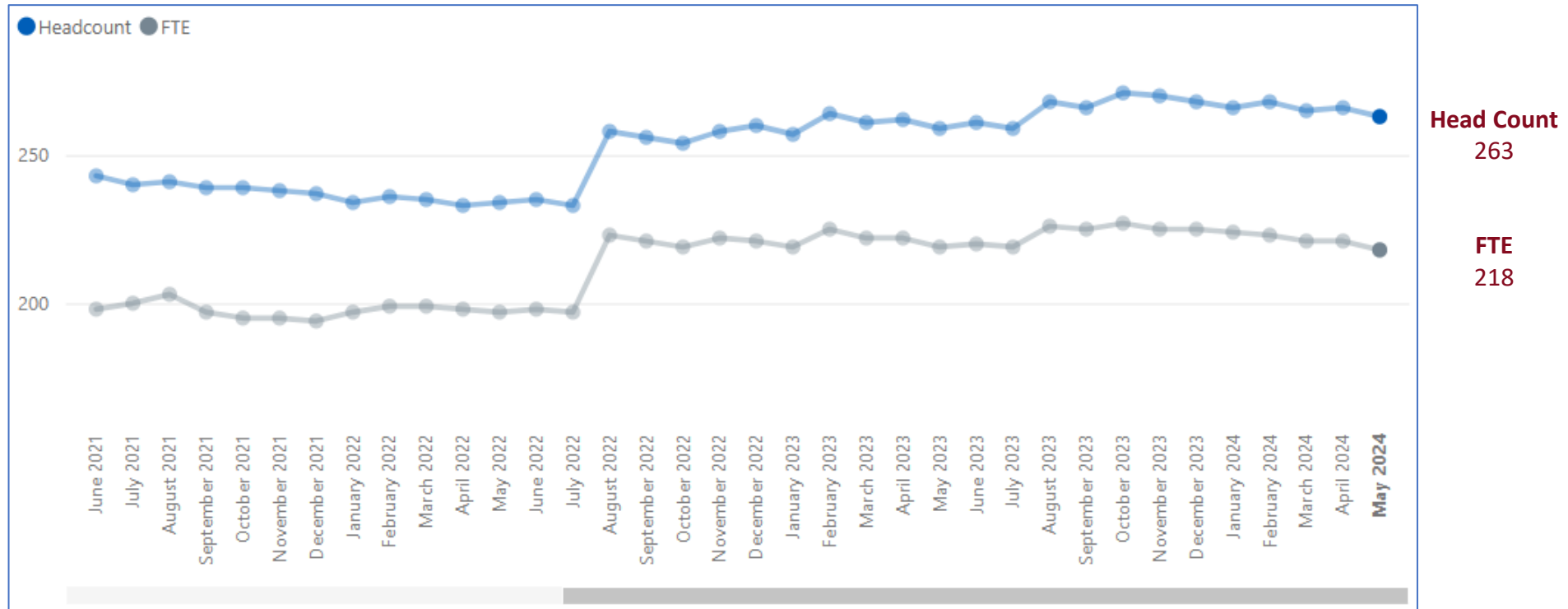
Administration

Apprentices: HC = 2 FTE = 2	Estates & Ancillary: HC = 6 FTE = 1	Management Partners: HC = 2 FTE = 2	Managers: HC = 62 FTE = 54	Medical Secretaries: HC = 79 FTE = 52	Other Admin/Non- clinical: HC = 184 FTE = 120	Receptionists: HC = 315 FTE = 195	Telephonists: HC = 1 FTE = 1
---	--	--	--	--	--	---	--

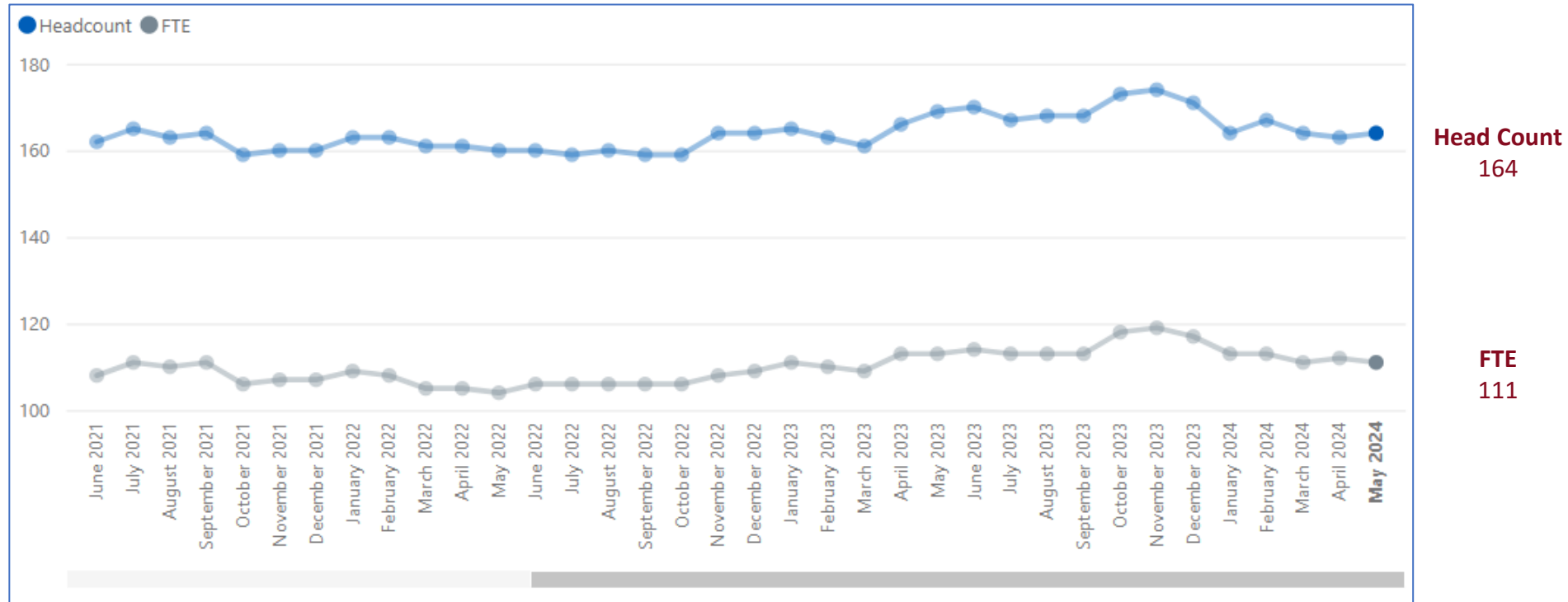
Mid Essex Demographics – Headcount and FTE



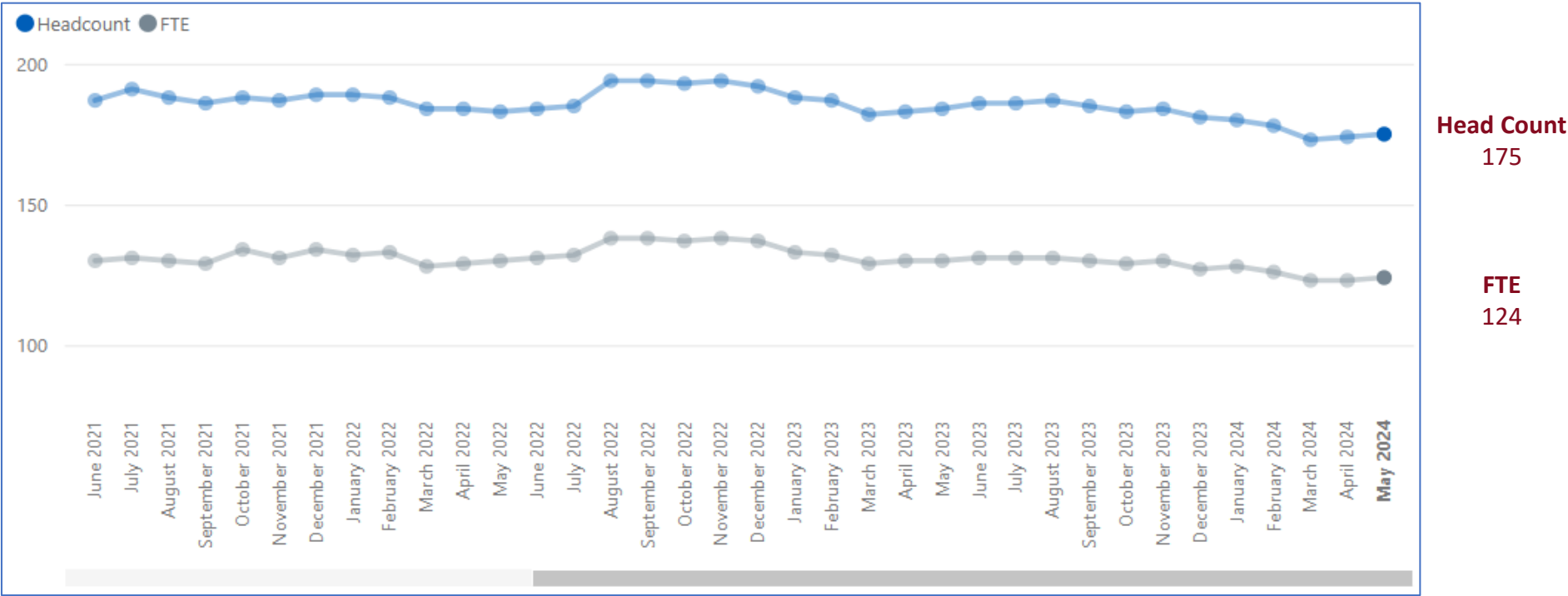
Mid Essex GP Trends – Headcount and FTE



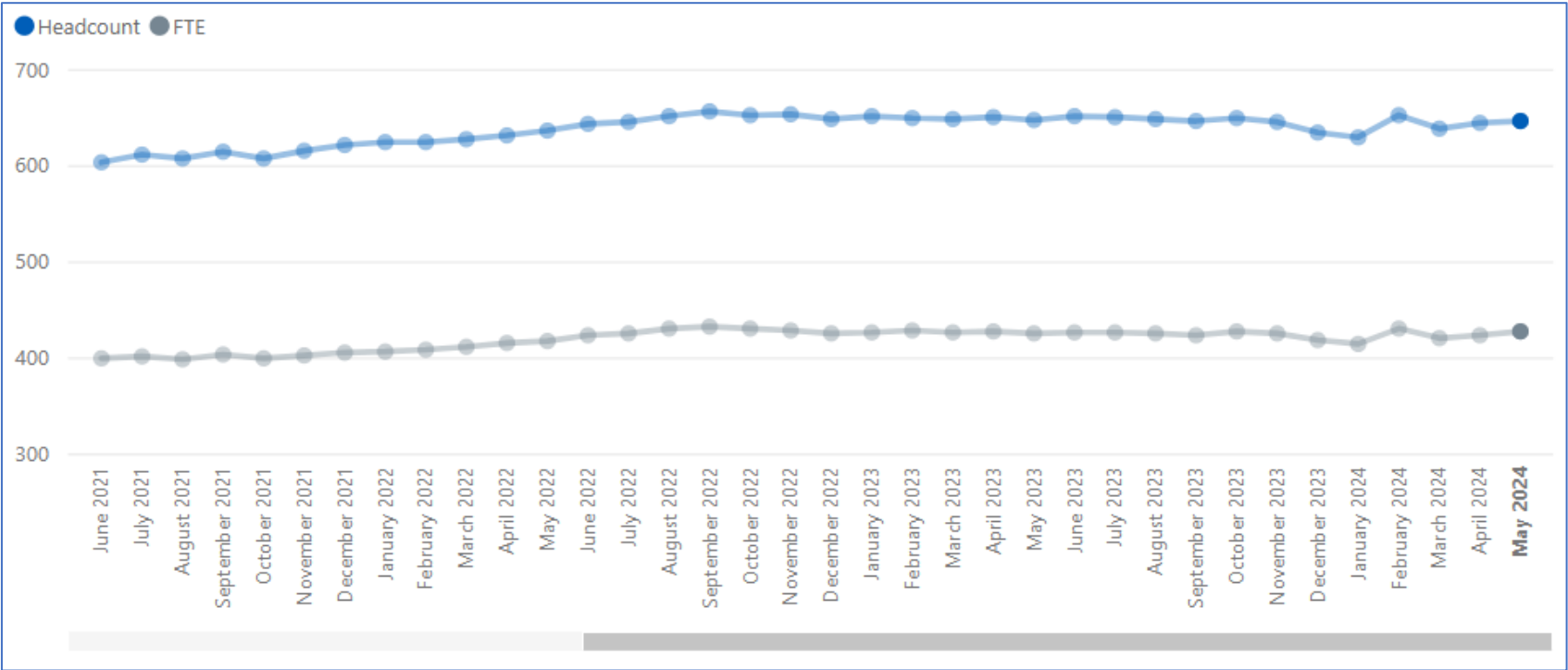
Mid Essex Nurses Trends – Headcount and FTE



Mid Essex Direct Patient Care Trends – Headcount and FTE



Mid Essex Administration/Non-Clinical Trends – Headcount and FTE



Head Count
646

FTE
427

**Basildon & Brentwood
GP Practices
Workforce Information**

May 2024

Basildon & Brentwood Workforce Roles in Primary Care – Headcount and FTE



GP Partners:
HC = 95
FTE = 82

GP Regular Locums:
HC = 9
FTE = 4

GP Retainers:
HC = 2
FTE = 1

GPs in Training
 Grades:
HC = 28
FTE = 26

Salaried
 GPs:
HC = 40
FTE = 23

Key
 HC = Head Count
 FTE = Full-Time Equivalent



Advanced Nurse
 Practitioners:
HC = 22
FTE = 18

Extended Role
 Practice Nurses:
HC = 1
FTE = 0

Nurse
 Dispensers:
HC = 0
FTE = 0

Nurse
 Specialists:
HC = 0
FTE = 0

Nursing
 Partners:
HC = 0
FTE = 0

Other
 Nurses:
HC = 2
FTE = 1

Practice
 Nurses:
HC = 70
FTE = 42

Trainee
 Nurses:
HC = 1
FTE = 0



Advanced Paramedic
 Practitioners:
HC = 0
FTE = 0

Advanced Pharmacist
 Practitioners:
HC = 2
FTE = 1

Advanced Physiotherapist
 Practitioners:
HC = 0
FTE = 0

Apprentices:
HC = 0
FTE = 0

Dispensers:
HC = 4
FTE = 3

General Practice
 Assistants:
HC = 0
FTE = 0

Health Support
 Workers:
HC = 0
FTE = 0

Health Care
 Assistants:
HC = 31
FTE = 19

Nursing
 Associates:
HC = 0
FTE = 0

Other Direct
 Patient Care:
HC = 2
FTE = 1

Paramedics:
HC = 1
FTE = 1

Pharmacists:
HC = 11
FTE = 8

Pharmacy
 Technicians:
HC = 0
FTE = 0

Phlebotomists:
HC = 1
FTE = 0

Physician
 Associates:
HC = 5
FTE = 4

Physiotherapists:
HC = 0
FTE = 0

Social Prescribing
 Link Workers:
HC = 0
FTE = 0

Therapists:
HC = 0
FTE = 0



Apprentices:
HC = 2
FTE = 2

Estates
 & Ancillary:
HC = 3
FTE = 2

Management
 Partners:
HC = 0
FTE = 0

Managers:
HC = 41
FTE = 37

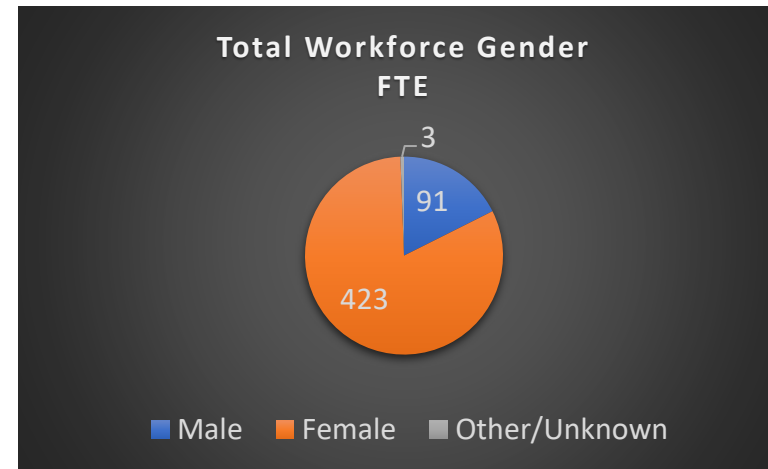
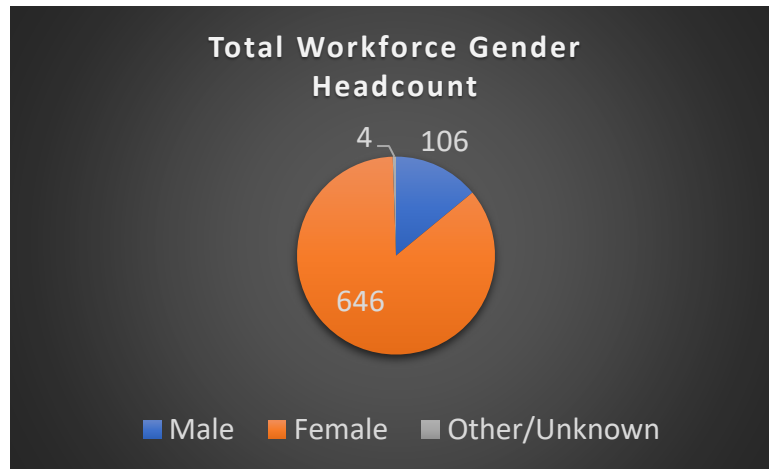
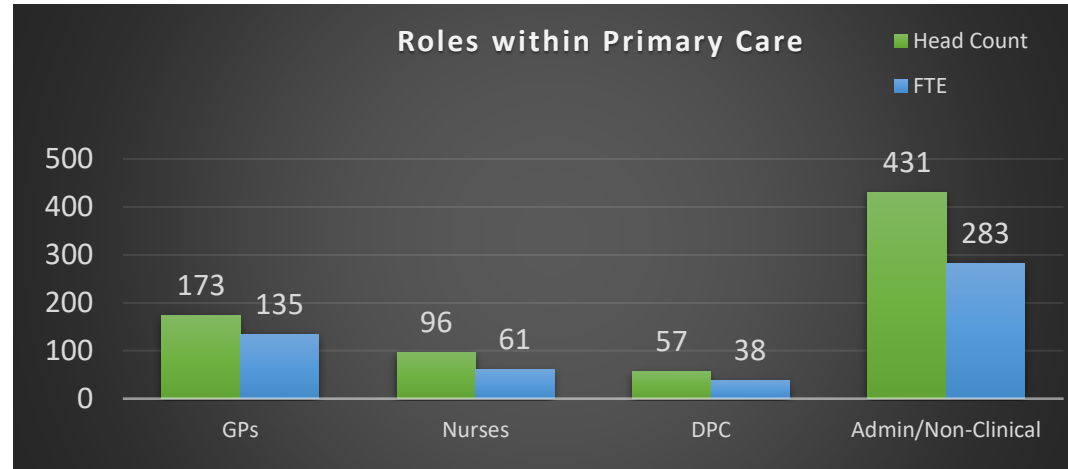
Medical
 Secretaries:
HC = 42
FTE = 29

Other Admin/Non-
 clinical:
HC = 67
FTE = 42

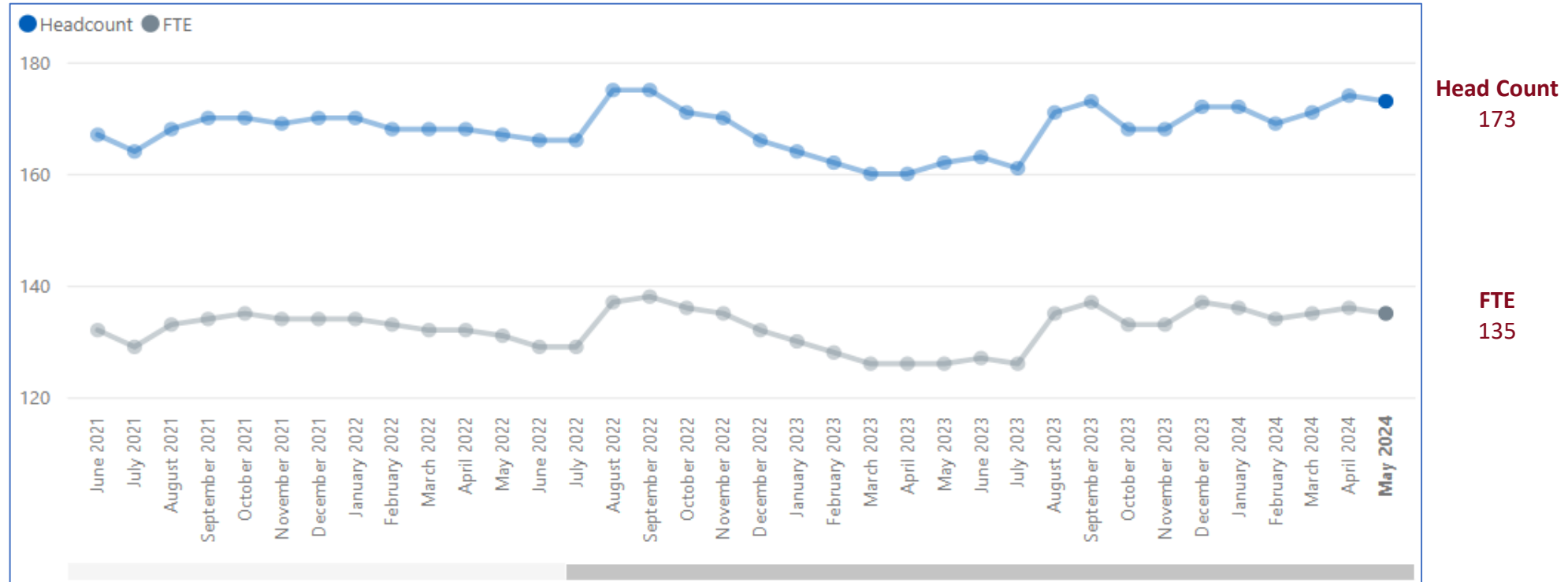
Receptionists:
HC = 276
FTE = 171

Telephonists:
HC = 1
FTE = 0

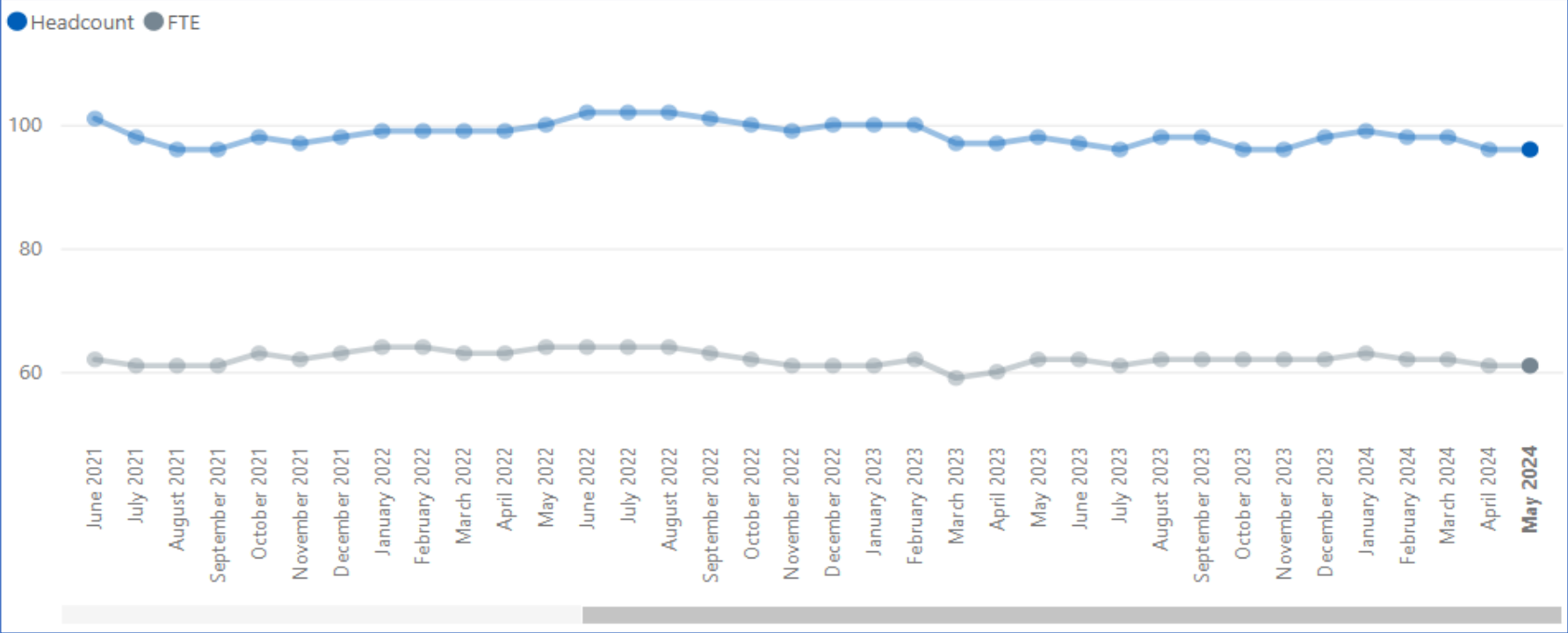
Basildon & Brentwood Demographics – Headcount and FTE



Basildon & Brentwood GP Trends – Headcount and FTE



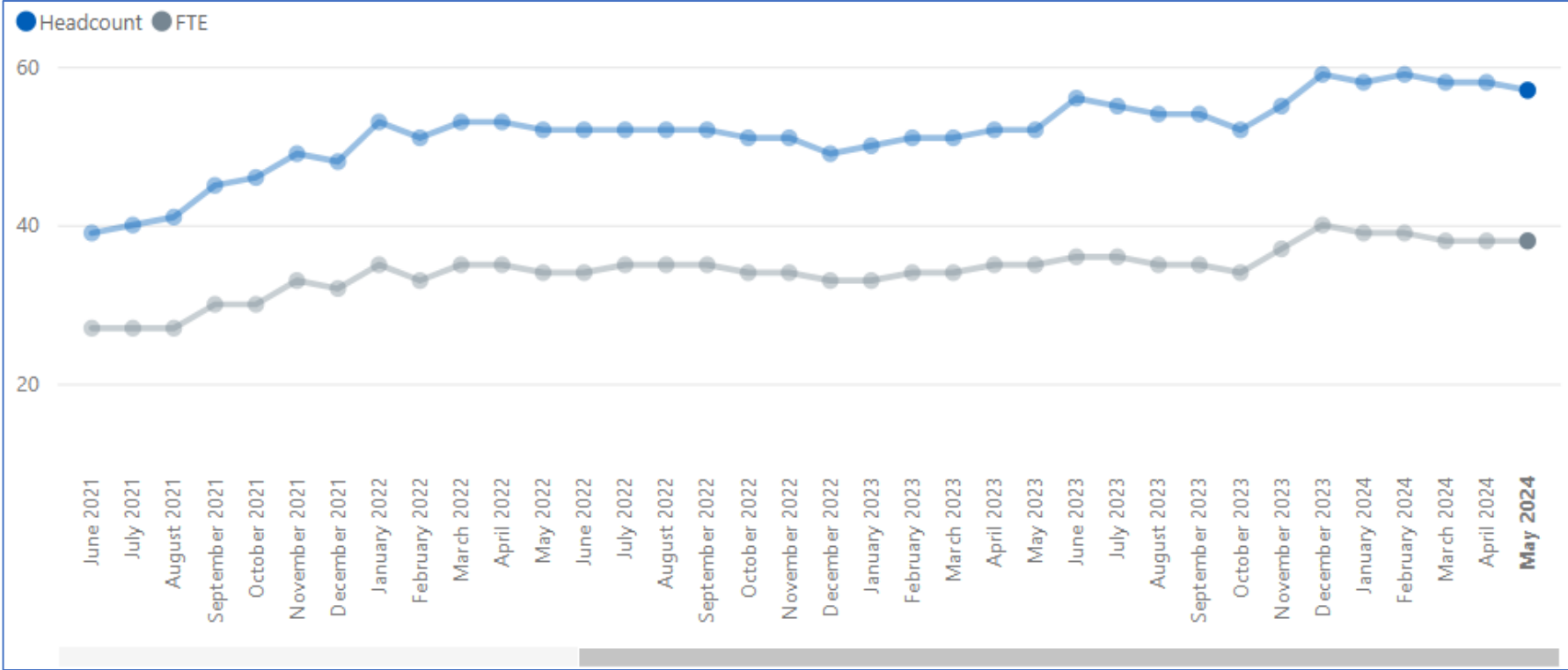
Basildon & Brentwood Nurses Trends – Headcount and FTE



Head Count
96

FTE
61

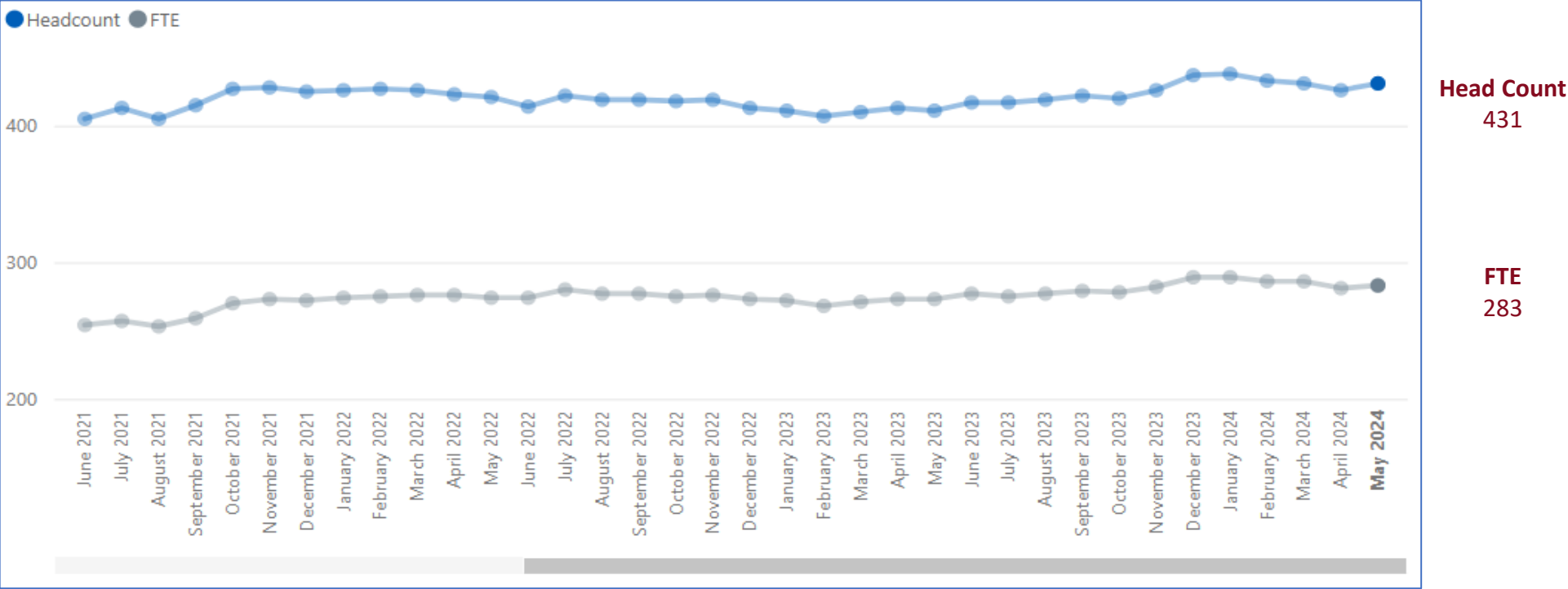
Basildon & Brentwood Direct Patient Care Trends – Headcount and FTE



Head Count
57

FTE
38

Basildon & Brentwood Essex Administration/Non-Clinical Trends – Headcount and FTE



Thurrock GP Practices Workforce Information

May 2024

Thurrock Workforce Roles in Primary Care – Headcount and FTE



GP Partners:
HC = 41
FTE = 39

GP Regular Locums:
HC = 18
FTE = 11

GP Retainers:
HC = 1
FTE = 1

GPs in Training
 Grades:
HC = 14
FTE = 13

Salaried
 GPs:
HC = 23
FTE = 16

Key
 HC = Head Count
 FTE = Full-Time Equivalent



Advanced Nurse
 Practitioners:
HC = 13
FTE = 10

Extended Role
 Practice Nurses:
HC = 1
FTE = 1

Nurse
 Dispensers:
HC = 0
FTE = 0

Nurse
 Specialists:
HC = 0
FTE = 0

Nursing
 Partners:
HC = 0
FTE = 0

Other
 Nurses:
HC = 0
FTE = 0

Practice
 Nurses:
HC = 40
FTE = 28

Trainee
 Nurses:
HC = 0
FTE = 0



Advanced Paramedic
 Practitioners:
HC = 0
FTE = 0

Advanced Pharmacist
 Practitioners:
HC = 1
FTE = 0

Advanced Physiotherapist
 Practitioners:
HC = 0
FTE = 0

Apprentices:
HC = 2
FTE = 2

Dispensers:
HC = 8
FTE = 7

Health Support
 Workers:
HC = 0
FTE = 0

Health Care
 Assistants:
HC = 19
FTE = 12

Nursing
 Associates:
HC = 3
FTE = 1

Other Direct
 Patient Care:
HC = 5
FTE = 2

Paramedics:
HC = 0
FTE = 0

Pharmacists:
HC = 12
FTE = 8

Pharmacy
 Technicians:
HC = 0
FTE = 0

Phlebotomists:
HC = 3
FTE = 2

Physician
 Associates:
HC = 8
FTE = 5

Physiotherapists:
HC = 0
FTE = 0

Social Prescribing
 Link Workers:
HC = 0
FTE = 0

Therapists:
HC = 0
FTE = 0



Apprentices:
HC = 1
FTE = 1

Digital &
 Transformation
 Leads:
HC = 1
FTE = 0

Estates
 & Ancillary:
HC = 2
FTE = 1

Management
 Partners:
HC = 7
FTE = 6

Managers:
HC = 32
FTE = 28

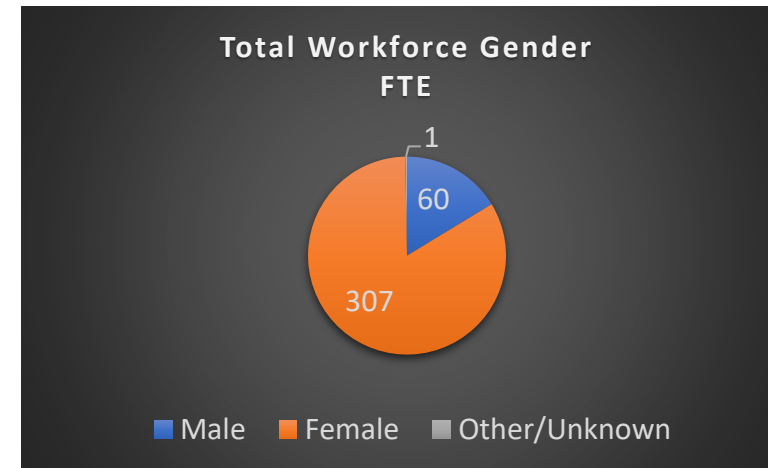
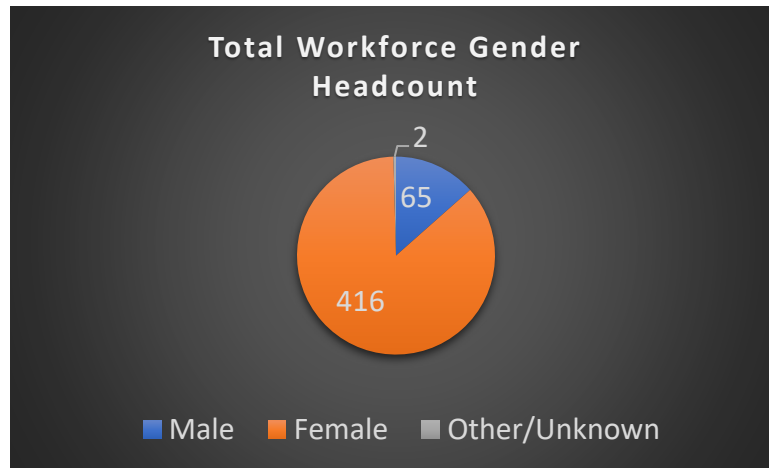
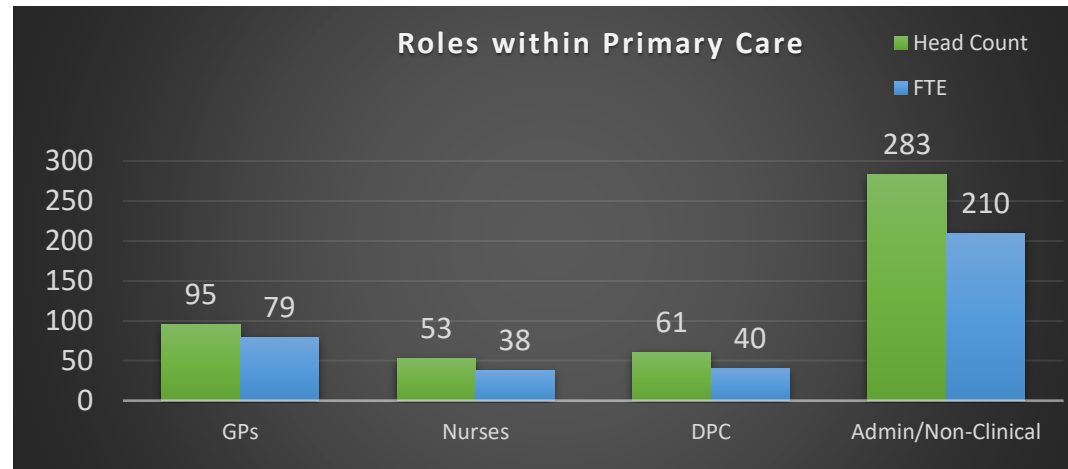
Medical
 Secretaries:
HC = 20
FTE = 15

Other Admin/Non-
 clinical:
HC = 42
FTE = 33

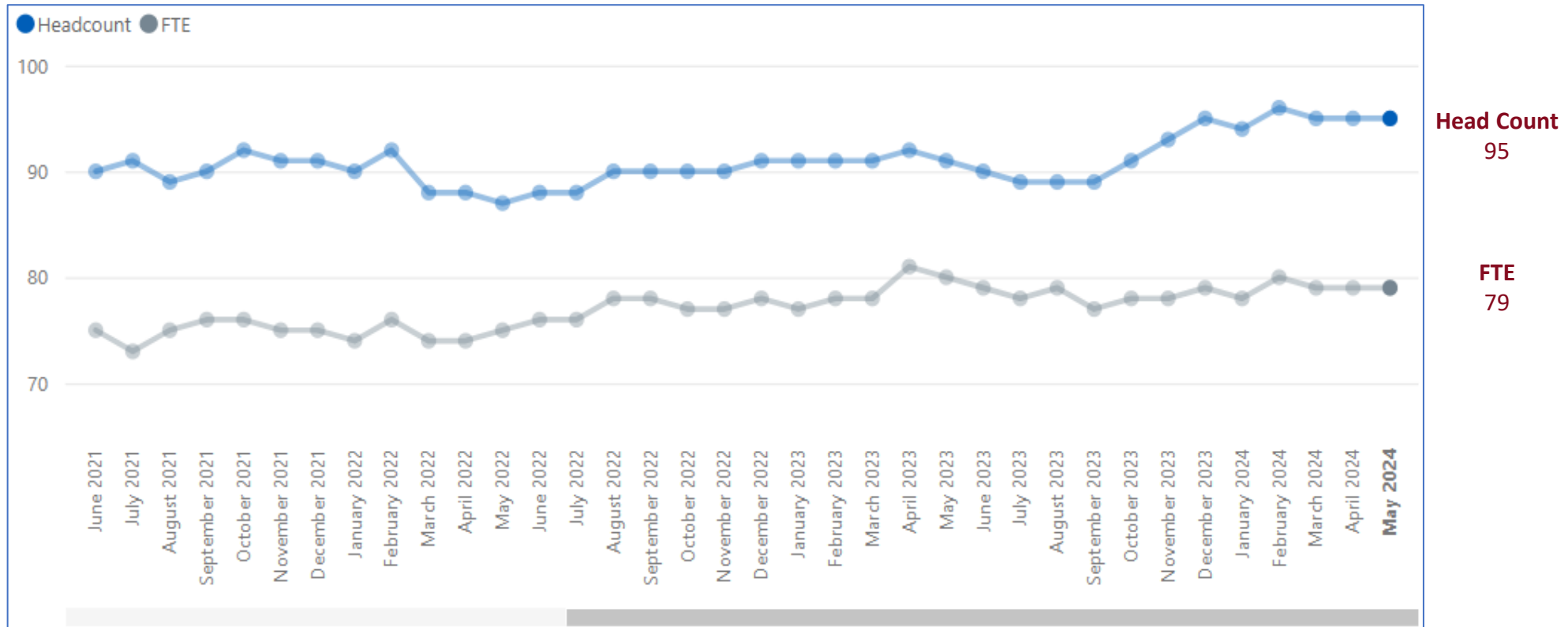
Receptionists:
HC = 182
FTE = 127

Telephonists:
HC = 0
FTE = 0

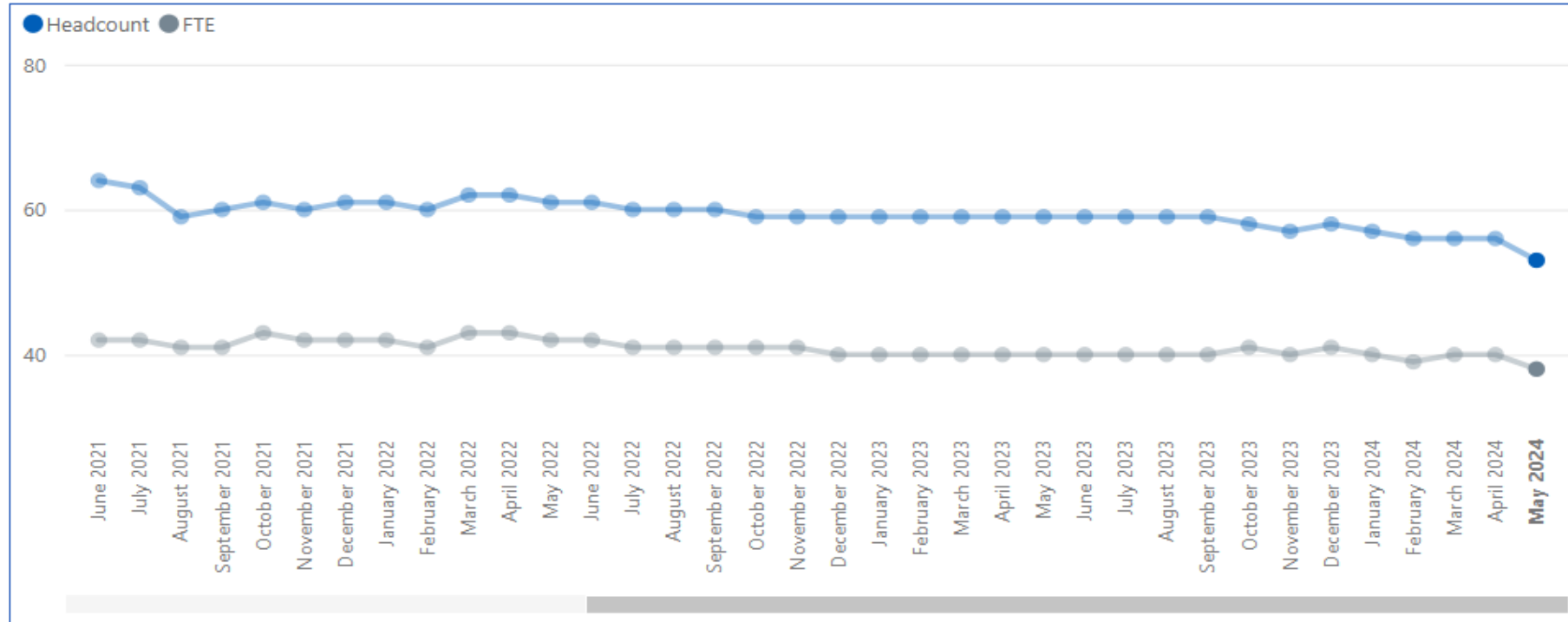
Thurrock Demographics – Headcount and FTE



Thurrock GP Trends – Headcount and FTE

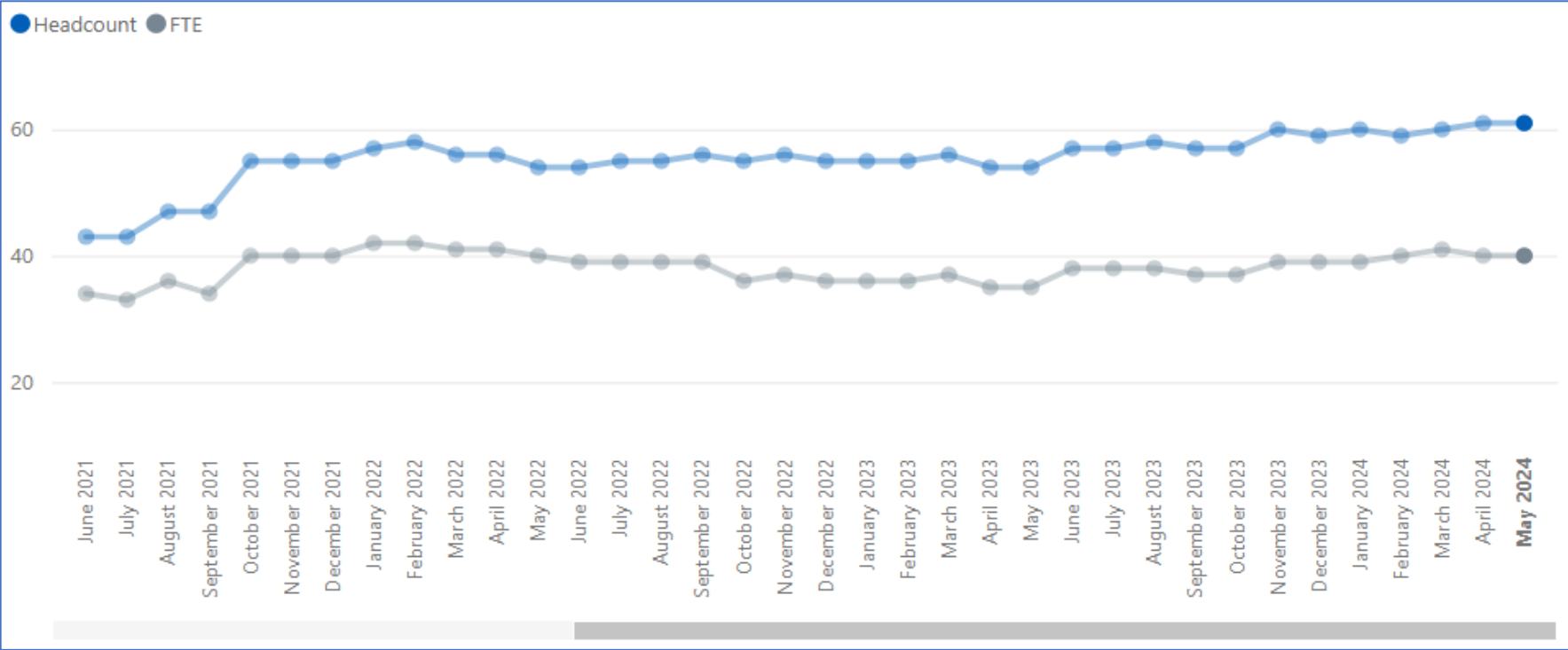


Thurrock Nurses Trends – Headcount and FTE

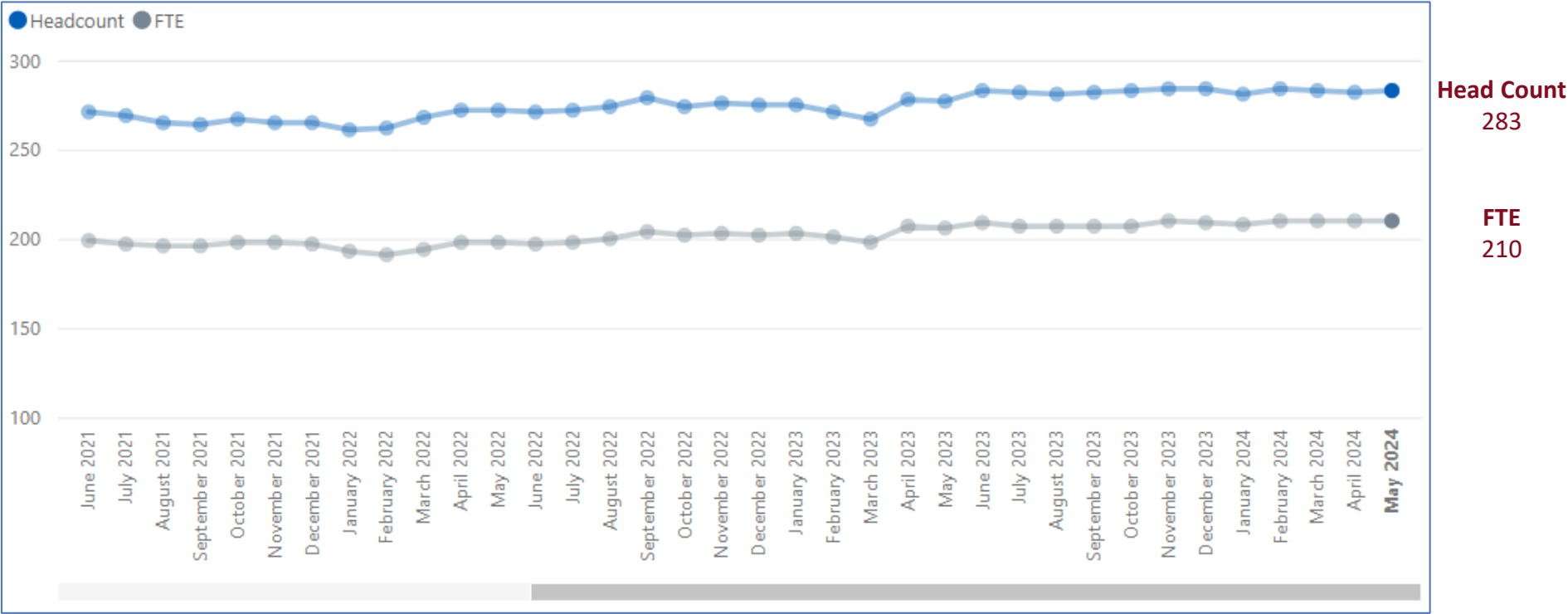


Head Count
53
FTE
38

Thurrock Direct Patient Care Trends – Headcount and FTE



Thurrock Administration/Non-Clinical Trends – Headcount and FTE



**Castle Point & Rochford (CPR)
GP Practices
Workforce Information**

May 2024

CPR Workforce Roles in Primary Care – Headcount and FTE



GP Partners: HC = 56 FTE = 56	GP Regular Locums: HC = 13 FTE = 6	GP Retainers: HC = 0 FTE = 0	GPs in Training Grades: HC = 29 FTE = 28	Salaried GPs: HC = 23 FTE = 19
---	--	--	---	--

Key
HC = Head Count
FTE = Full-Time Equivalent



Advanced Nurse Practitioners: HC = 14 FTE = 11	Extended Role Practice Nurses: HC = 1 FTE = 1	Nurse Dispensers: HC = 1 FTE = 0	Nurse Specialists: HC = 1 FTE = 1	Nursing Partners: HC = 0 FTE = 0	Other Nurses: HC = 0 FTE = 0	Practice Nurses: HC = 37 FTE = 24	Trainee Nurses: HC = 0 FTE = 0
--	---	--	---	--	--	---	--

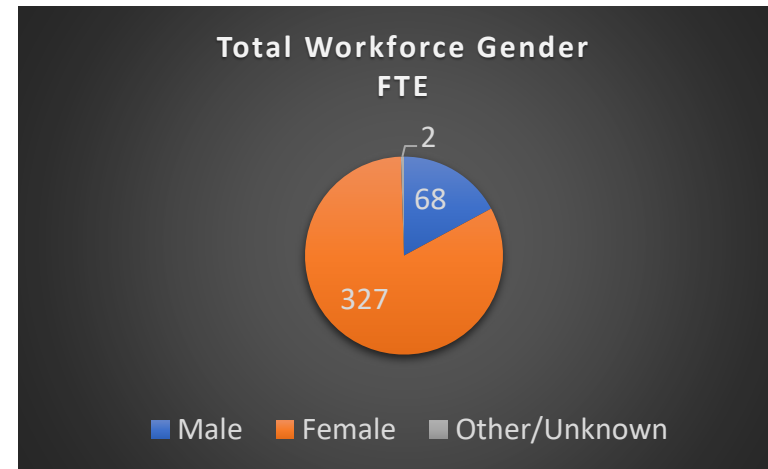
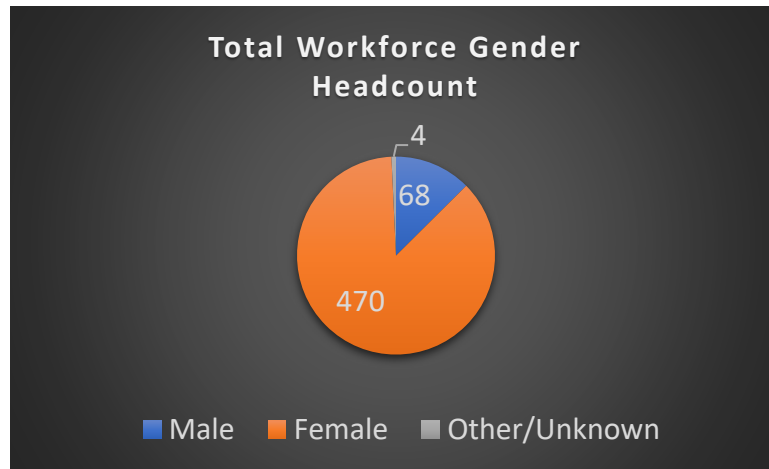
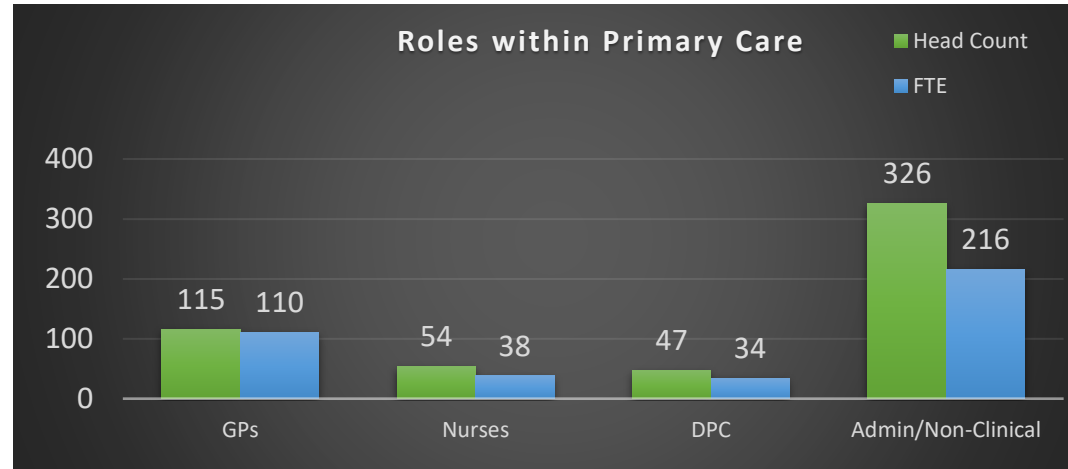


Advanced Paramedic Practitioners: HC = 1 FTE = 1	Advanced Pharmacist Practitioners: HC = 1 FTE = 0	Advanced Physiotherapist Practitioners: HC = 0 FTE = 0	Apprentices: HC = 0 FTE = 0	Dispensers: HC = 0 FTE = 0	Health Support Workers: HC = 0 FTE = 0	Health Care Assistants: HC = 24 FTE = 19
Nursing Associates: HC = 2 FTE = 1	Other Direct Patient Care: HC = 1 FTE = 1	Paramedics: HC = 1 FTE = 1	Pharmacists: HC = 4 FTE = 2	Pharmacy Technicians: HC = 0 FTE = 0	Phlebotomists: HC = 11 FTE = 6	Physician Associates: HC = 1 FTE = 1
Physiotherapists: HC = 1 FTE = 1	Social Prescribing Link Workers: HC = 0 FTE = 0	Therapists: HC = 0 FTE = 0				

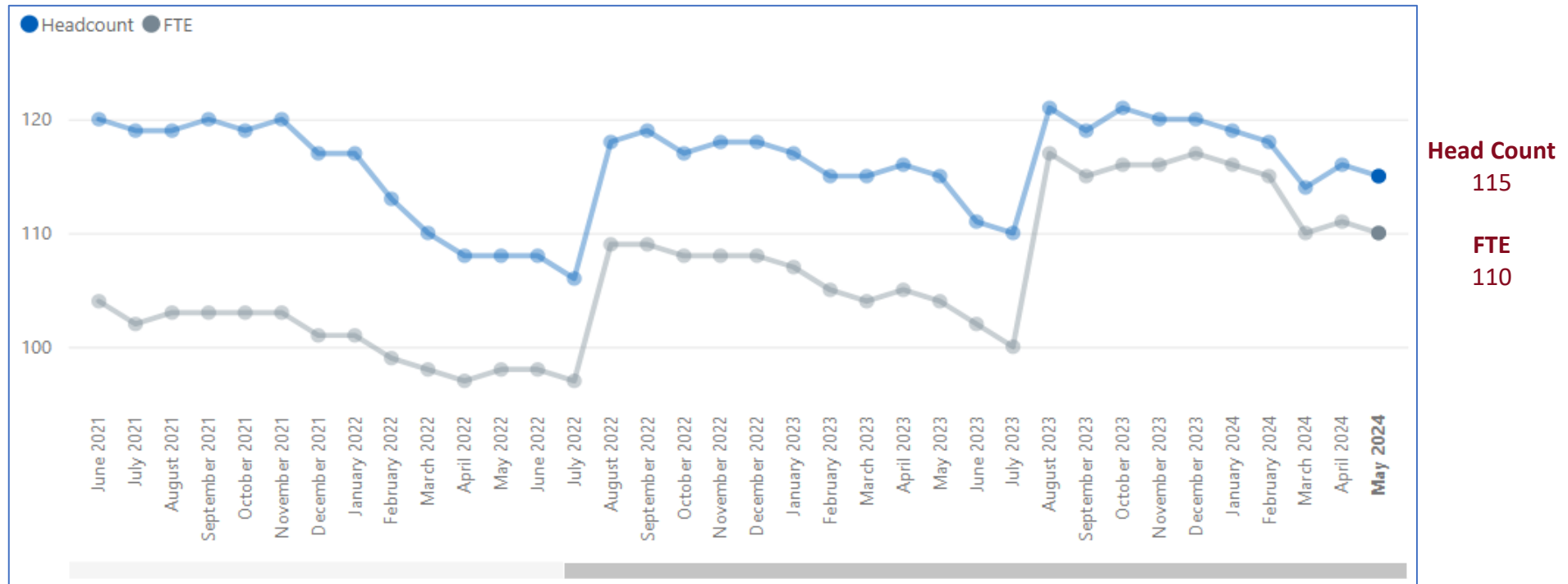


Apprentices: HC = 1 FTE = 1	Estates & Ancillary: HC = 2 FTE = 2	Management Partners: HC = 2 FTE = 2	Managers: HC = 25 FTE = 23	Medical Secretaries: HC = 23 FTE = 17	Other Admin/Non-clinical: HC = 55 FTE = 39	Receptionists: HC = 218 FTE = 131	Telephonists: HC = 1 FTE = 1
---	---	---	--	---	--	---	--

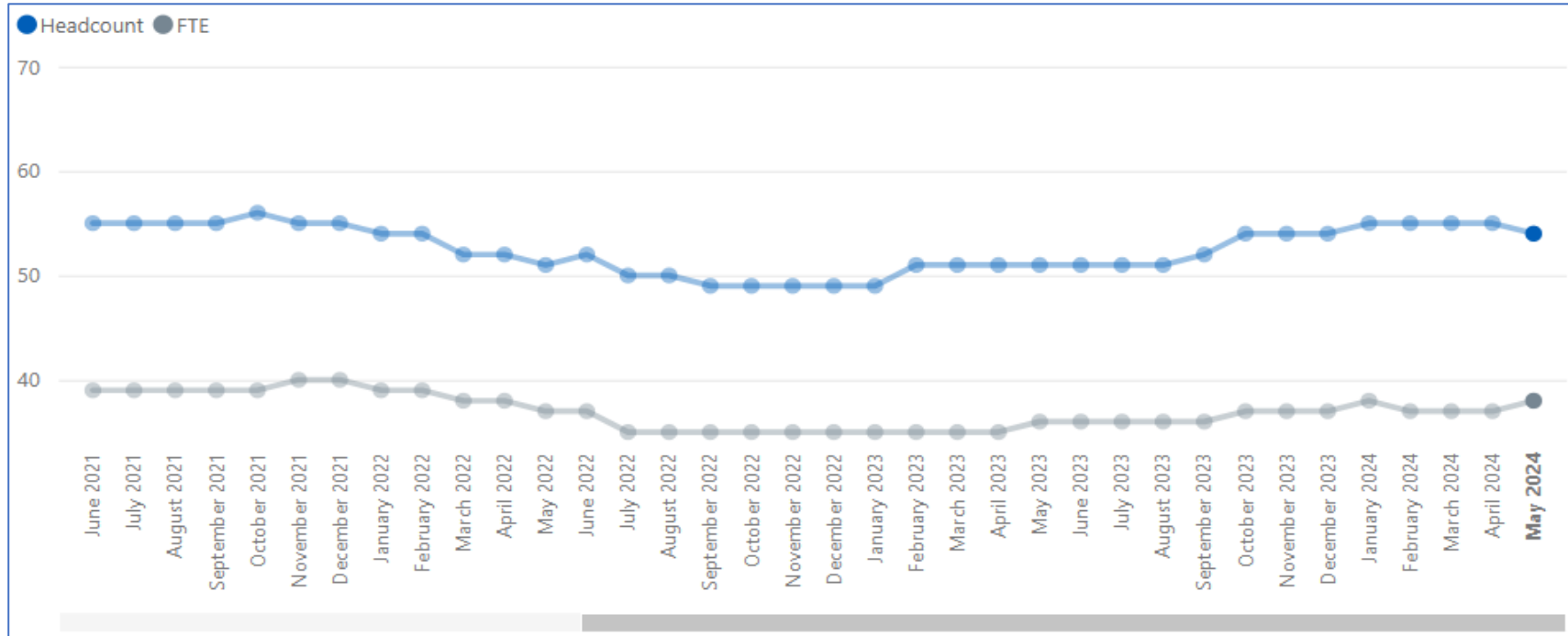
CPR Demographics – Headcount and FTE



CPR GP Trends – Headcount and FTE



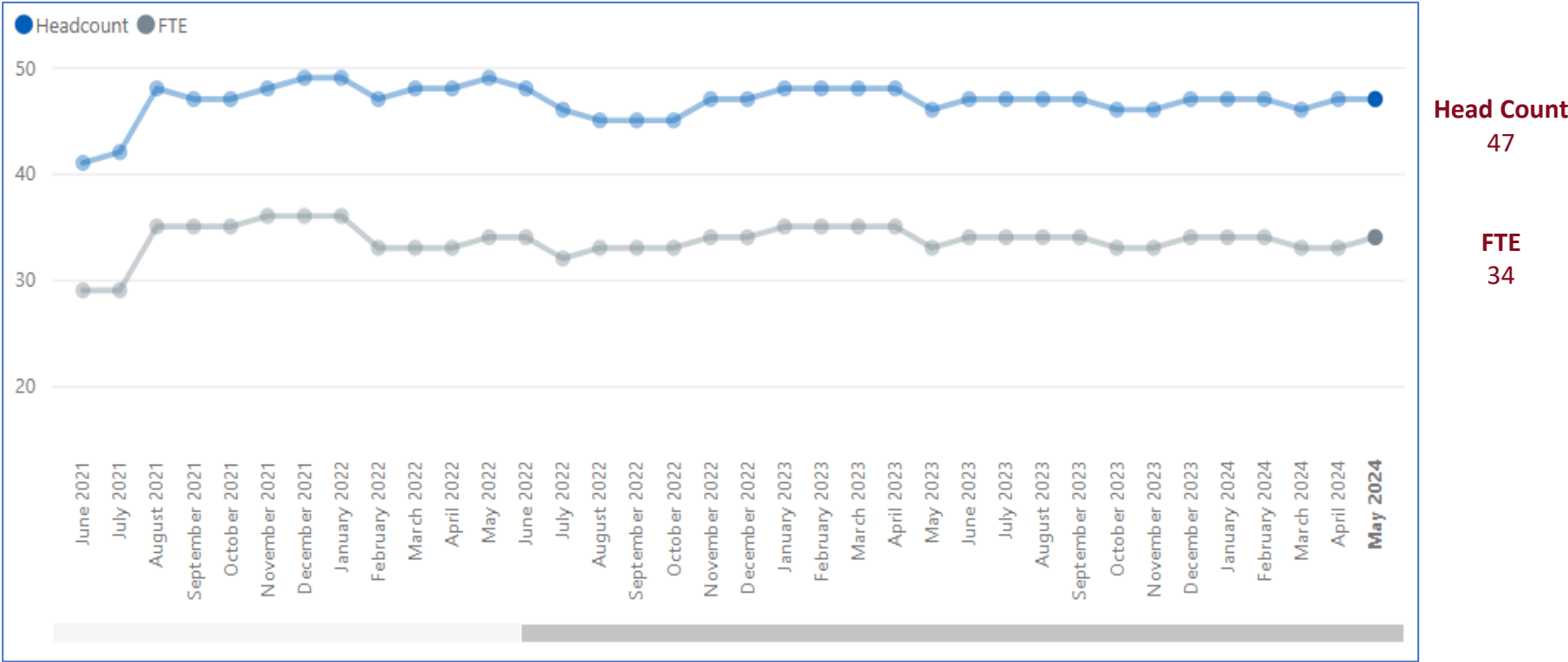
CPR Nurses Trends – Headcount and FTE



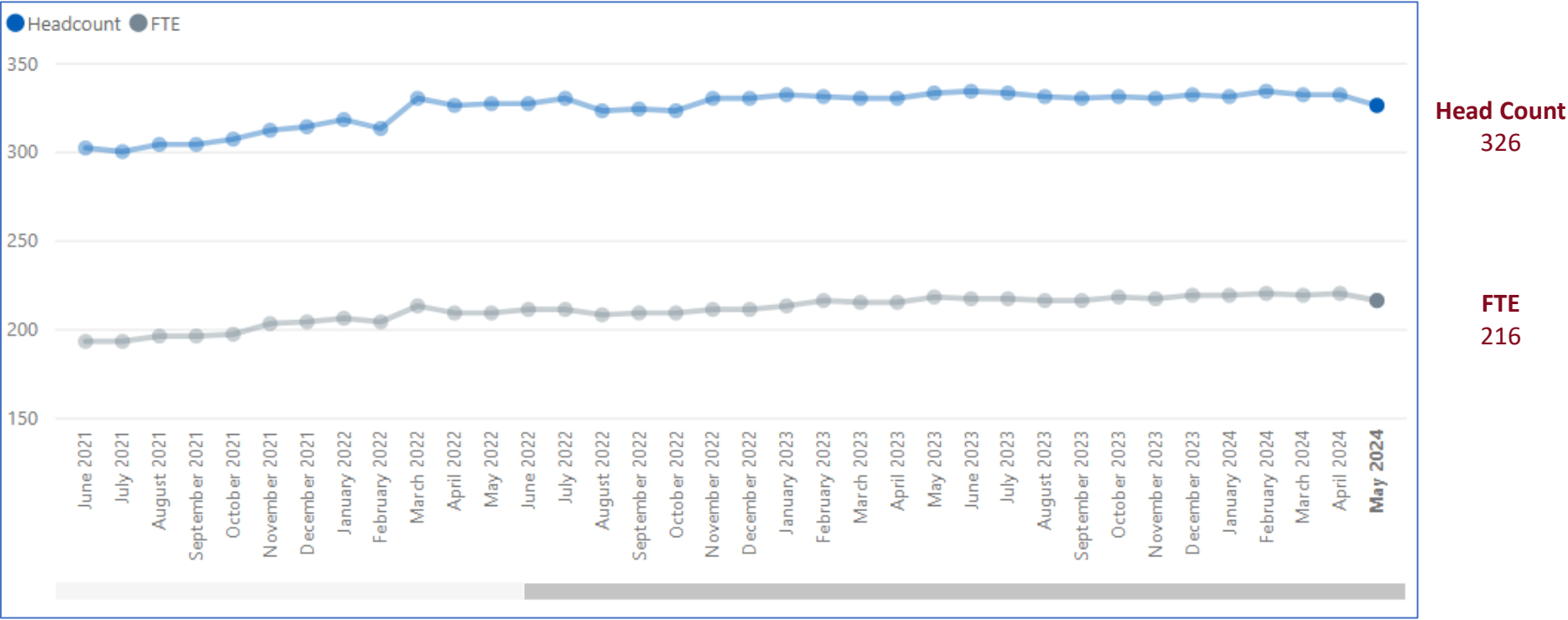
Head Count
54

FTE
38

CPR Direct Patient Care Trends – Headcount and FTE



CPR Administration/Non-Clinical Trends – Headcount and FTE



Southend GP Practices Workforce Information

May 2024

Southend Workforce Roles in Primary Care – Headcount and FTE



GP Partners:
HC = 50
FTE = 46

GP Regular Locums:
HC = 27
FTE = 9

GP Retainers:
HC = 1
FTE = 0

GPs in Training
 Grades:
HC = 25
FTE = 24

Salaried
 GPs:
HC = 42
FTE = 26

Key
 HC = Head Count
 FTE = Full-Time Equivalent



Advanced Nurse
 Practitioners:
HC = 22
FTE = 17

Extended Role
 Practice Nurses:
HC = 3
FTE = 2

Nurse
 Dispensers:
HC = 0
FTE = 0

Nurse
 Specialists:
HC = 2
FTE = 1

Nursing
 Partners:
HC = 0
FTE = 0

Other
 Nurses:
HC = 3
FTE = 2

Practice
 Nurses:
HC = 50
FTE = 28

Trainee
 Nurses:
HC = 1
FTE = 1



Advanced Paramedic
 Practitioners:
HC = 0
FTE = 0

Advanced Pharmacist
 Practitioners:
HC = 1
FTE = 1

Advanced Physiotherapist
 Practitioners:
HC = 0
FTE = 0

Apprentices:
HC = 0
FTE = 0

Dispensers:
HC = 1
FTE = 1

General Practice
 Assistants:
HC = 0
FTE = 0

Health Support
 Workers:
HC = 2
FTE = 2

Health Care
 Assistants:
HC = 29
FTE = 16

Nursing
 Associates:
HC = 0
FTE = 0

Other Direct
 Patient Care:
HC = 0
FTE = 0

Paramedics:
HC = 4
FTE = 3

Pharmacists:
HC = 9
FTE = 8

Pharmacy
 Technicians:
HC = 0
FTE = 0

Phlebotomists:
HC = 0
FTE = 0

Physician
 Associates:
HC = 9
FTE = 8

Physiotherapists:
HC = 2
FTE = 2

Podiatrists:
HC = 1
FTE = 1

Social Prescribing
 Link Workers:
HC = 0
FTE = 0

Therapists:
HC = 0
FTE = 0



Apprentices:
HC = 2
FTE = 2

Estates
 & Ancillary:
HC = 3
FTE = 2

Management
 Partners:
HC = 0
FTE = 0

Managers:
HC = 40
FTE = 33

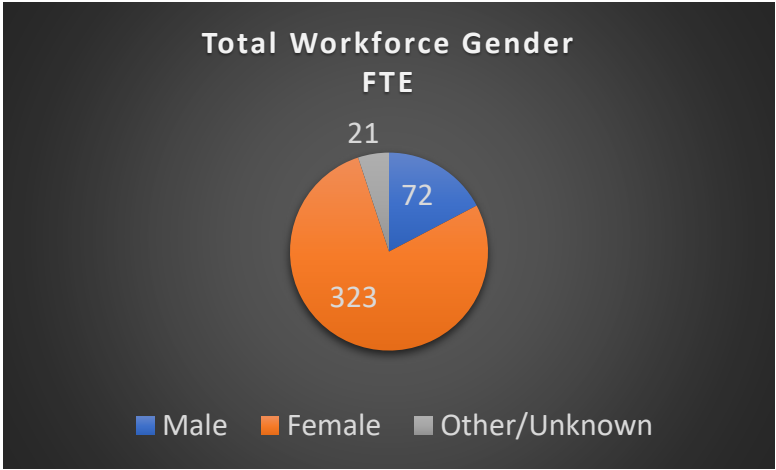
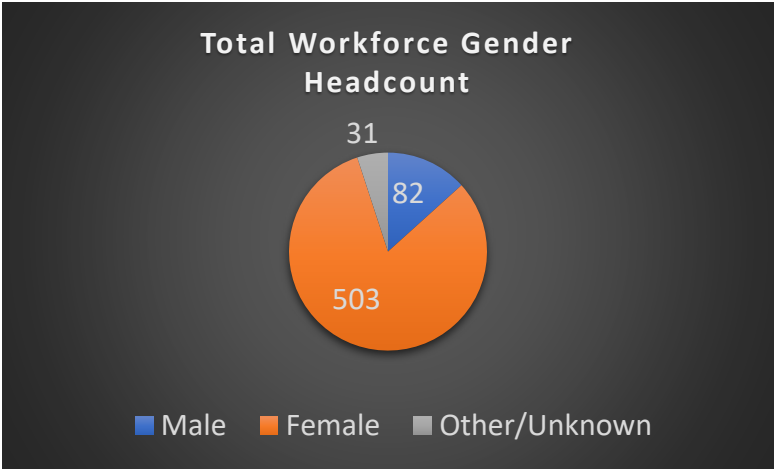
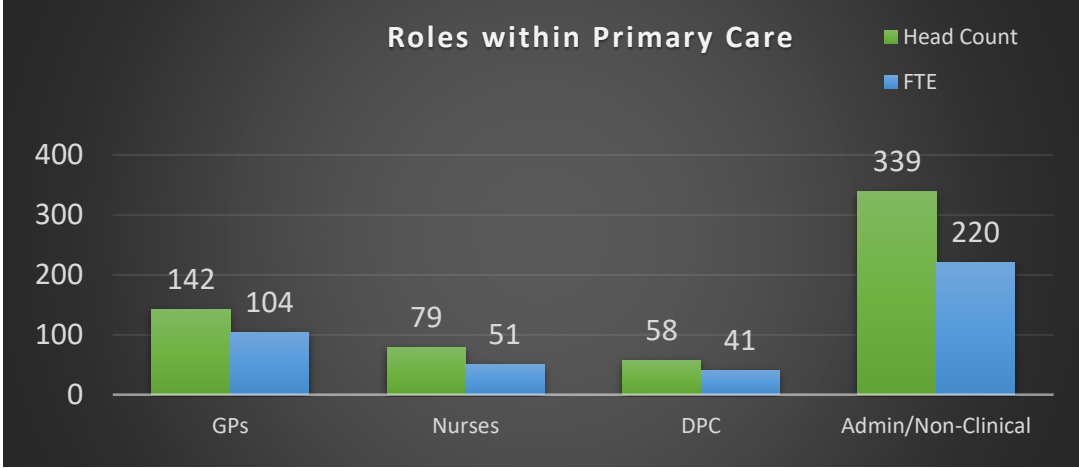
Medical
 Secretaries:
HC = 32
FTE = 20

Other Admin/Non-
 clinical:
HC = 56
FTE = 40

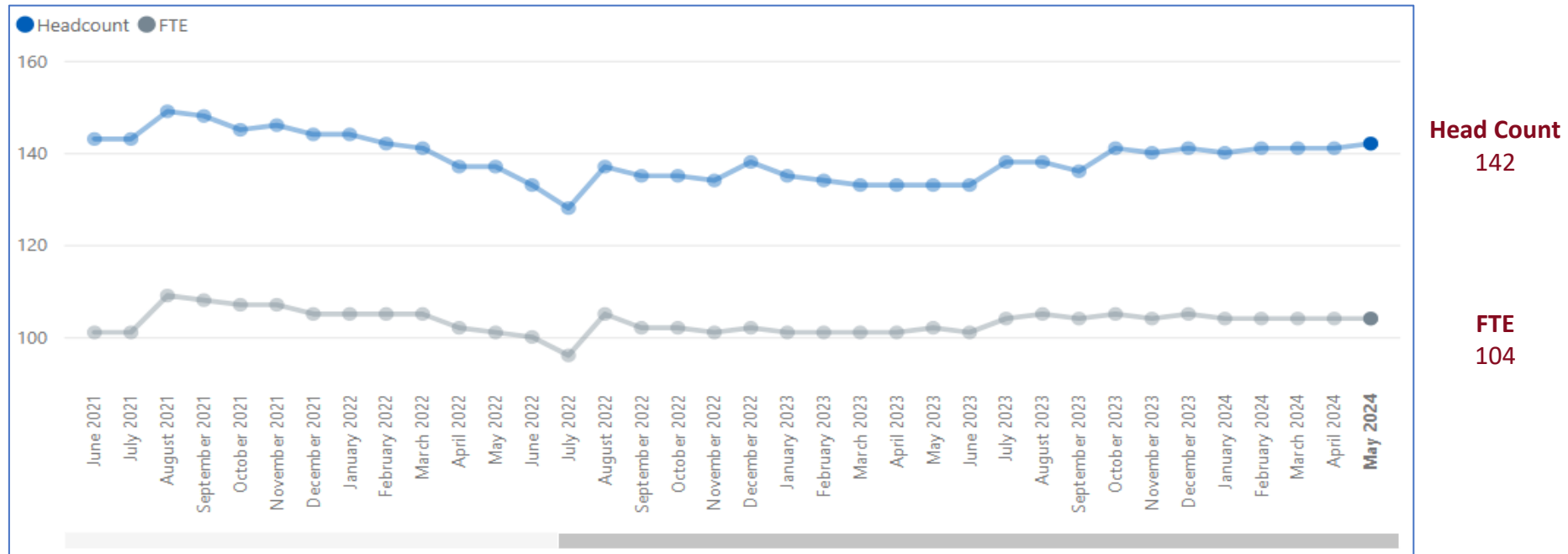
Receptionists:
HC = 205
FTE = 124

Telephonists:
HC = 1
FTE = 1

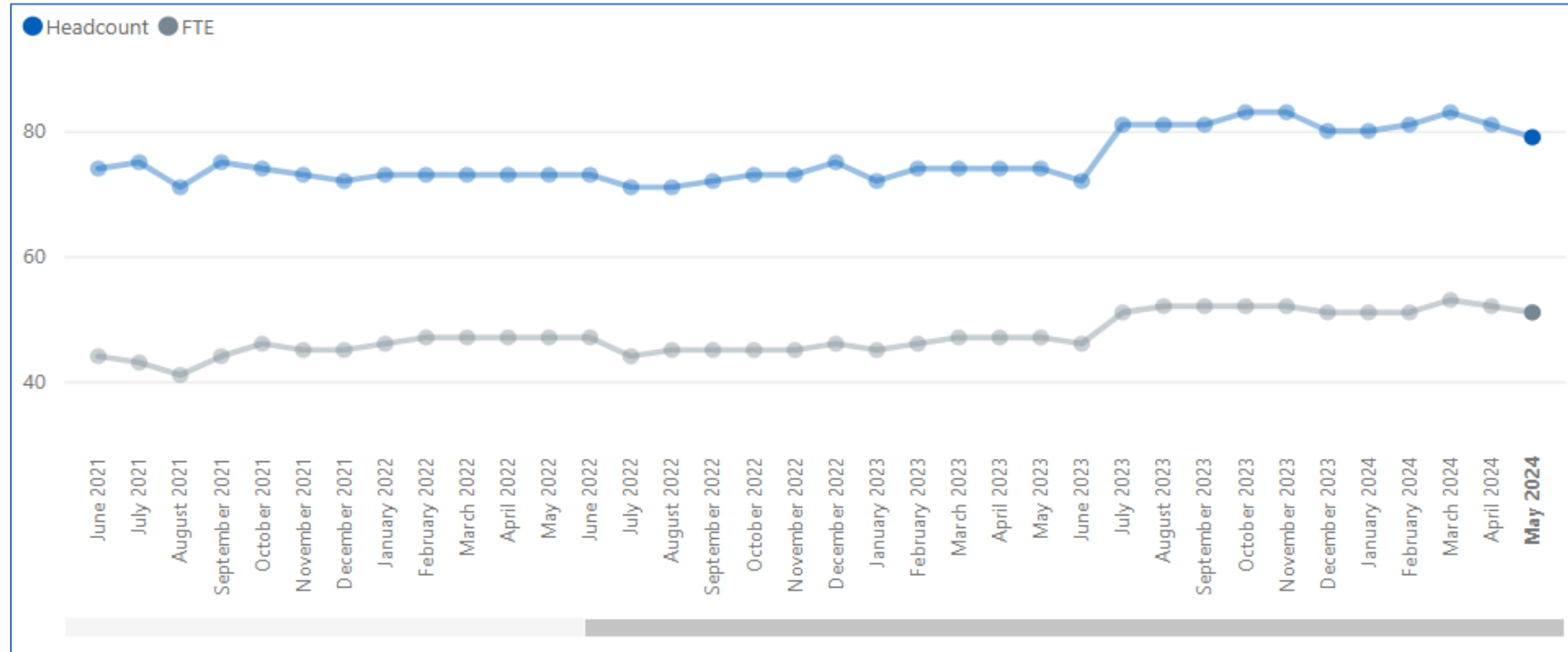
Southend Demographics – Headcount and FTE



Southend GP Trends – Headcount and FTE



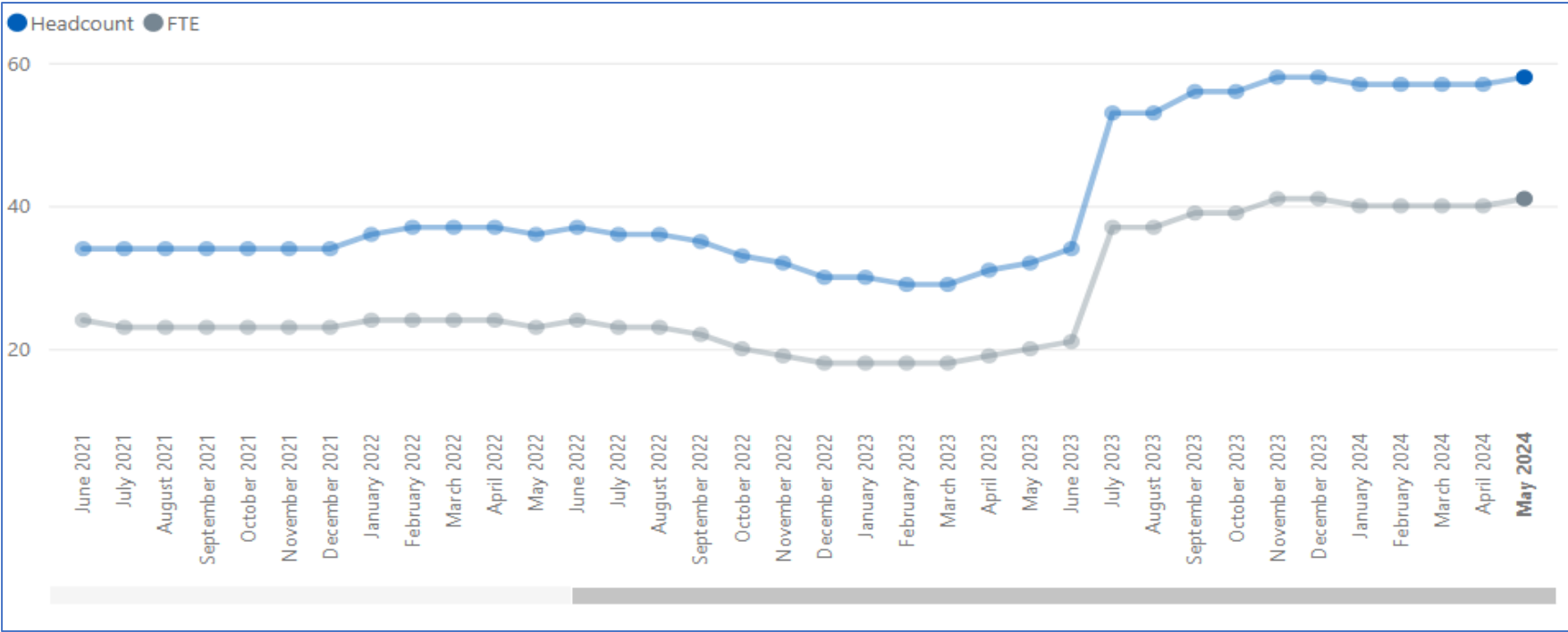
Southend Nurses Trends – Headcount and FTE



Head Count
79

FTE
51

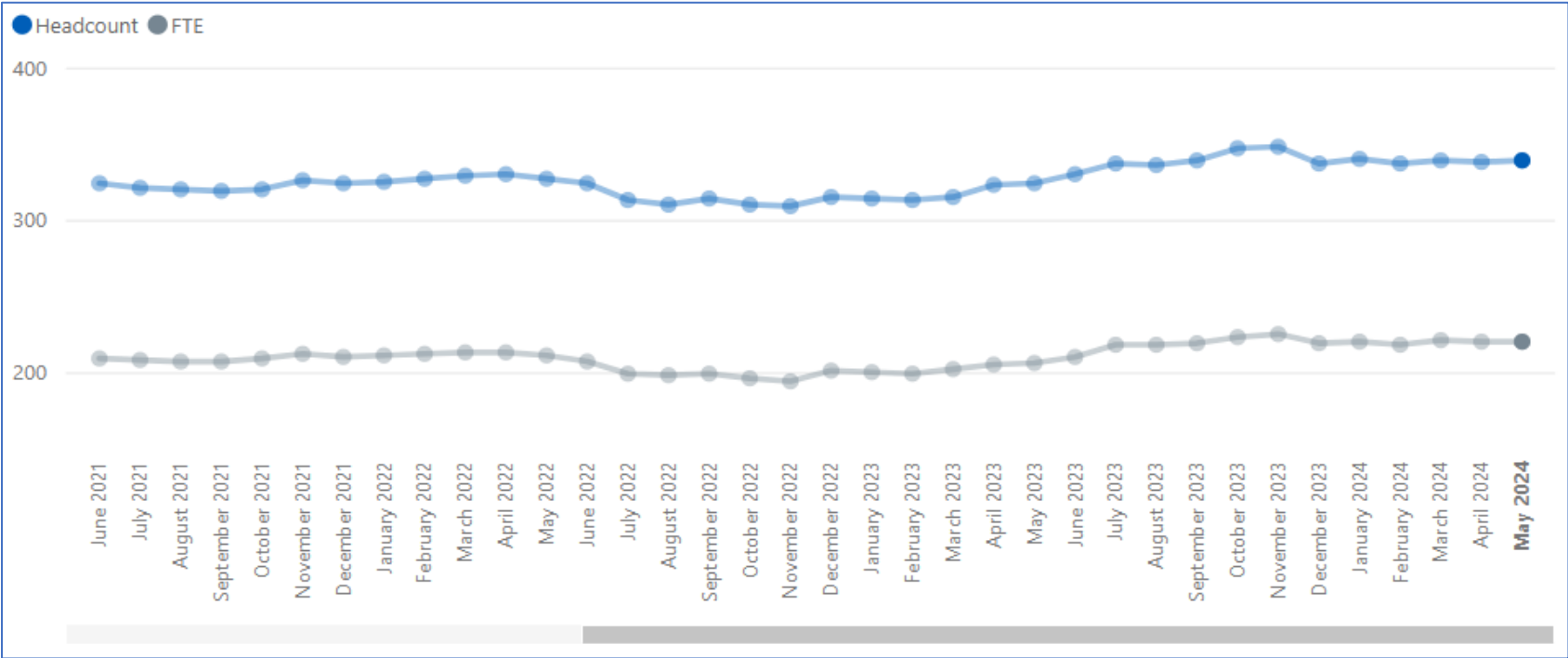
Southend Direct Patient Care Trends – Headcount and FTE



Head Count
58

FTE
41

Southend Administration/Non-Clinical Trends – Headcount and FTE



Head Count
339

FTE
220