

**Essex LMCs  
GP Practices  
Workforce Information  
for  
Ratio of Male and Female GP's**

**April 2024**

# Index

## Male : Female Ratio Data

- 3 - Summary
- 4 - Essex Overall
- 6 - North East Essex
- 8 - West Essex
- 10 - Mid Essex
- 12 - Basildon & Brentwood
- 14 - Thurrock
- 16 - Castle Point & Rochford (CPR)
- 18 - Southend

# Summary

- This report presents data about male and female GPs working in Primary Care in Essex and each individual locality
- It is a snapshot of the male and female Primary Care GP workforce for April 2024
- Full Time Equivalent (FTE) is a standardised measure, 1.0 FTE equates to full-time work of 37.5 hours per week
- Headcount is the number of people working in a role
- NHS Digital is the source of the information
- A guide has been produced by NHS Digital for help with interpreting information with this document including:

Interpreting figures

Full-time equivalent (FTE) and headcount figures

Full-time equivalent calculations

Locum GPs




GPs in training

The guide for April 2024 is available here: [Using this publication - NDRS \(digital.nhs.uk\)](#)

**Essex Overall**  
**GP Workforce Information**  
**Male : Female Ratio**

**April 2024**

# GPs in Essex Primary Care - Male : Female Ratio

	GP Partners	GP Regular Locums	GP Retainers	GPs in Training Grades	Salaried GPs
	Male HC = 319 FTE = 310	Male HC = 41 FTE = 20	Male HC = 2 FTE = 1	Male HC = 94 FTE = 94	Male HC = 88 FTE = 71
	Female HC = 215 FTE = 188	Female HC = 45 FTE = 18	Female HC = 8 FTE = 3	Female HC = 166 FTE = 149	Female HC = 265 FTE = 154
	Other/Unknown HC = 7 FTE = 6	Other/Unknown HC = 3 FTE = 1	Other/Unknown HC = 0 FTE = 0	Other/Unknown HC = 0 FTE = 0	Other/Unknown HC = 3 FTE = 2







<b>Head Count</b> Male = 59% Female = 39.7% Oth/Unk = 1.3%	<b>Head Count</b> Male = 46.1% Female = 50.6% Oth/Unk = 3.3%	<b>Head Count</b> Male = 20% Female = 80% Oth/Unk = 0%	<b>Head Count</b> Male = 36.2% Female = 63.8% Oth/Unk = 0%	<b>Head Count</b> Male = 24.7% Female = 74.4% Oth/Unk = 0.9%
<b>FTE</b> Male = 61.5% Female = 37.3% Oth/Unk = 1.2%	<b>FTE</b> Male = 51.3% Female = 46.2% Oth/Unk = 2.5%	<b>FTE</b> Male = 25% Female = 75% Oth/Unk = 0%	<b>FTE</b> Male = 38.7% Female = 61.3% Oth/Unk = 0%	<b>FTE</b> Male = 31.3% Female = 67.8% Oth/Unk = 0.9%

**North East Essex  
GP Workforce Information  
Male : Female Ratio**

**April 2024**

# GPs in North East Essex Primary Care - Male : Female Ratio





	GP Partners	GP Regular Locums	GP Retainers	GPs in Training Grades	Salaried GPs
	Male HC = 57 FTE = 53	Male HC = 0 FTE = 0	Male HC = 0 FTE = 0	Male HC = 19 FTE = 18	Male HC = 16 FTE = 14
	Female HC = 43 FTE = 38	Female HC = 3 FTE = 1	Female HC = 2 FTE = 1	Female HC = 23 FTE = 20	Female HC = 48 FTE = 31
	Other/Unknown HC = 0 FTE = 0	Other/Unknown HC = 0 FTE = 0	Other/Unknown HC = 0 FTE = 0	Other/Unknown HC = 0 FTE = 0	Other/Unknown HC = 0 FTE = 0
	<b>Head Count</b> Male = 57% Female = 43% Oth/Unk = 0%	<b>Head Count</b> Male = 0% Female = 100% Oth/Unk = 0%	<b>Head Count</b> Male = 0% Female = 100% Oth/Unk = 0%	<b>Head Count</b> Male = 45.2% Female = 54.8% Oth/Unk = 0%	<b>Head Count</b> Male = 25% Female = 75% Oth/Unk = 0%
	<b>FTE</b> Male = 58.2% Female = 41.8% Oth/Unk = 0%	<b>FTE</b> Male = 0% Female = 100% Oth/Unk = 0%	<b>FTE</b> Male = 0% Female = 100% Oth/Unk = 0%	<b>FTE</b> Male = 47.4% Female = 52.6% Oth/Unk = 0%	<b>FTE</b> Male = 31.1% Female = 68.9% Oth/Unk = 0%

**West Essex**  
**GP Workforce Information**  
**Male : Female Ratio**

**April 2024**







# GPs in West Essex Primary Care - Male : Female Ratio

	GP Partners	GP Regular Locums	GP Retainers	GPs in Training Grades	Salaried GPs
	Male HC = 64 FTE = 59	Male HC = 7 FTE = 4	Male HC = 2 FTE = 1	Male HC = 22 FTE = 23	Male HC = 16 FTE = 10
	Female HC = 23 FTE = 17	Female HC = 11 FTE = 3	Female HC = 3 FTE = 1	Female HC = 47 FTE = 42	Female HC = 59 FTE = 32
	Other/Unknown HC = 0 FTE = 0	Other/Unknown HC = 0 FTE = 0	Other/Unknown HC = 0 FTE = 0	Other/Unknown HC = 0 FTE = 0	Other/Unknown HC = 0 FTE = 0
	<b>Head Count</b> Male = 73.6% Female = 26.4% Oth/Unk = 0%	<b>Head Count</b> Male = 38.9% Female = 61.1% Oth/Unk = 0%	<b>Head Count</b> Male = 40% Female = 60% Oth/Unk = 0%	<b>Head Count</b> Male = 31.9% Female = 68.1% Oth/Unk = 0%	<b>Head Count</b> Male = 21.3% Female = 78.7% Oth/Unk = 0%
	<b>FTE</b> Male = 77.6% Female = 22.4% Oth/Unk = 0%	<b>FTE</b> Male = 57.1% Female = 42.9% Oth/Unk = 0%	<b>FTE</b> Male = 50% Female = 50% Oth/Unk = 0%	<b>FTE</b> Male = 35.4% Female = 64.6% Oth/Unk = 0%	<b>FTE</b> Male = 23.8% Female = 76.2% Oth/Unk = 0%

**Mid Essex**  
**GP Workforce Information**  
**Male : Female Ratio**

**April 2024**





# GPs in Mid Essex Primary Care - Male : Female Ratio

	GP Partners	GP Regular Locums	GP Retainers	GPs in Training Grades	Salaried GPs
	Male HC = 55 FTE = 57	Male HC = 2 FTE = 1	Male HC = 0 FTE = 0	Male HC = 18 FTE = 18	Male HC = 15 FTE = 12
	Female HC = 57 FTE = 54	Female HC = 1 FTE = 1	Female HC = 0 FTE = 0	Female HC = 34 FTE = 30	Female HC = 80 FTE = 44
	Other/Unknown HC = 3 FTE = 3	Other/Unknown HC = 1 FTE = 0	Other/Unknown HC = 0 FTE = 0	Other/Unknown HC = 0 FTE = 0	Other/Unknown HC = 1 FTE = 1
	<b>Head Count</b> Male = 47.8% Female = 49.6% Oth/Unk = 2.6%	<b>Head Count</b> Male = 50% Female = 25% Oth/Unk = 25%	<b>Head Count</b> Male = 0% Female = 0% Oth/Unk = 0%	<b>Head Count</b> Male = 34.6% Female = 65.4% Oth/Unk = 0%	<b>Head Count</b> Male = 15.6% Female = 83.3% Oth/Unk = 1.1%
	<b>FTE</b> Male = 50% Female = 47.4% Oth/Unk = 2.6%	<b>FTE</b> Male = 50% Female = 50% Oth/Unk = 0%	<b>FTE</b> Male = 0% Female = 0% Oth/Unk = 0%	<b>FTE</b> Male = 37.5% Female = 62.5% Oth/Unk = 0%	<b>FTE</b> Male = 21.1% Female = 77.2% Oth/Unk = 1.7%

**Basildon & Brentwood  
GP Workforce Information  
Male : Female Ratio**

**April 2024**





# GPs in Basildon & Brentwood Primary Care - Male : Female Ratio

	GP Partners	GP Regular Locums	GP Retainers	GPs in Training Grades	Salaried GPs
	Male HC = 58 FTE = 52	Male HC = 5 FTE = 2	Male HC = 0 FTE = 0	Male HC = 12 FTE = 12	Male HC = 13 FTE = 9
	Female HC = 37 FTE = 30	Female HC = 4 FTE = 2	Female HC = 1 FTE = 1	Female HC = 17 FTE = 15	Female HC = 27 FTE = 13
	Other/Unknown HC = 1 FTE = 1	Other/Unknown HC = 0 FTE = 0	Other/Unknown HC = 0 FTE = 0	Other/Unknown HC = 0 FTE = 0	Other/Unknown HC = 0 FTE = 0
	<b>Head Count</b> Male = 60.4% Female = 38.5% Oth/Unk = 1.1%	<b>Head Count</b> Male = 55.6% Female = 44.4% Oth/Unk = 0%	<b>Head Count</b> Male = 0% Female = 100% Oth/Unk = 0%	<b>Head Count</b> Male = 41.4% Female = 58.6% Oth/Unk = 0%	<b>Head Count</b> Male = 32.5% Female = 67.5% Oth/Unk = 0%
	<b>FTE</b> Male = 62.7% Female = 36.1% Oth/Unk = 1.2%	<b>FTE</b> Male = 50% Female = 50% Oth/Unk = 0%	<b>FTE</b> Male = 0% Female = 100% Oth/Unk = 0%	<b>FTE</b> Male = 44.4% Female = 55.6% Oth/Unk = 0%	<b>FTE</b> Male = 40.9% Female = 59.1% Oth/Unk = 0%

**Thurrock**  
**GP Workforce Information**  
**Male : Female Ratio**

**April 2024**

# GPs in Thurrock Primary Care - Male : Female Ratio





	GP Partners	GP Regular Locums	GP Retainers	GPs in Training Grades	Salaried GPs
	Male HC = 25 FTE = 25	Male HC = 9 FTE = 6	Male HC = 0 FTE = 0	Male HC = 5 FTE = 5	Male HC = 9 FTE = 8
	Female HC = 16 FTE = 14	Female HC = 9 FTE = 5	Female HC = 1 FTE = 1	Female HC = 9 FTE = 9	Female HC = 14 FTE = 8
	Other/Unknown HC = 0 FTE = 0	Other/Unknown HC = 0 FTE = 0	Other/Unknown HC = 0 FTE = 0	Other/Unknown HC = 0 FTE = 0	Other/Unknown HC = 0 FTE = 0
	<b>Head Count</b> Male = 61% Female = 39% Oth/Unk = 0%	<b>Head Count</b> Male = 50% Female = 50% Oth/Unk = 0%	<b>Head Count</b> Male = 0% Female = 100% Oth/Unk = 0%	<b>Head Count</b> Male = 35.7% Female = 64.3% Oth/Unk = 0%	<b>Head Count</b> Male = 39.1% Female = 60.9% Oth/Unk = 0%
	<b>FTE</b> Male = 64.1% Female = 35.9% Oth/Unk = 0%	<b>FTE</b> Male = 54.5% Female = 45.5% Oth/Unk = 0%	<b>FTE</b> Male = 0% Female = 100% Oth/Unk = 0%	<b>FTE</b> Male = 35.7% Female = 64.3% Oth/Unk = 0%	<b>FTE</b> Male = 50% Female = 50% Oth/Unk = 0%

**CPR**  
**GP Workforce Information**  
**Male : Female Ratio**

**April 2024**







# GPs in CPR Primary Care - Male : Female Ratio

	GP Partners	GP Regular Locums	GP Retainers	GPs in Training Grades	Salaried GPs
	<b>Male</b> HC = 31 FTE = 33	<b>Male</b> HC = 7 FTE = 3	<b>Male</b> HC = 0 FTE = 0	<b>Male</b> HC = 10 FTE = 10	<b>Male</b> HC = 8 FTE = 8
	<b>Female</b> HC = 25 FTE = 22	<b>Female</b> HC = 6 FTE = 3	<b>Female</b> HC = 0 FTE = 0	<b>Female</b> HC = 19 FTE = 18	<b>Female</b> HC = 16 FTE = 12
	<b>Other/Unknown</b> HC = 0 FTE = 0	<b>Other/Unknown</b> HC = 0 FTE = 0	<b>Other/Unknown</b> HC = 0 FTE = 0	<b>Other/Unknown</b> HC = 0 FTE = 0	<b>Other/Unknown</b> HC = 0 FTE = 0
	<b>Head Count</b> Male = 55.4% Female = 44.6% Oth/Unk = 0%	<b>Head Count</b> Male = 53.8% Female = 46.2% Oth/Unk = 0%	<b>Head Count</b> Male = 0% Female = 0% Oth/Unk = 0%	<b>Head Count</b> Male = 34.5% Female = 65.5% Oth/Unk = 0%	<b>Head Count</b> Male = 33.3% Female = 66.7% Oth/Unk = 0%
	<b>FTE</b> Male = 60% Female = 40% Oth/Unk = 0%	<b>FTE</b> Male = 50% Female = 50% Oth/Unk = 0%	<b>FTE</b> Male = 0% Female = 0% Oth/Unk = 0%	<b>FTE</b> Male = 35.7% Female = 64.3% Oth/Unk = 0%	<b>FTE</b> Male = 40% Female = 60% Oth/Unk = 0%

**Southend**  
**GP Workforce Information**  
**Male : Female Ratio**

**April 2024**

# GPs in Southend Primary Care - Male : Female Ratio

	GP Partners	GP Regular Locums	GP Retainers	GPs in Training Grades	Salaried GPs
	Male HC = 31 FTE = 31	Male HC = 12 FTE = 5	Male HC = 0 FTE = 0	Male HC = 8 FTE = 8	Male HC = 13 FTE = 10
	Female HC = 16 FTE = 12	Female HC = 13 FTE = 4	Female HC = 1 FTE = 0	Female HC = 17 FTE = 15	Female HC = 26 FTE = 14
	Other/Unknown HC = 3 FTE = 3	Other/Unknown HC = 2 FTE = 1	Other/Unknown HC = 0 FTE = 0	Other/Unknown HC = 0 FTE = 0	Other/Unknown HC = 2 FTE = 1
	<b>Head Count</b> Male = 62% Female = 32% Oth/Unk = 6%	<b>Head Count</b> Male = 44.4% Female = 48.2% Oth/Unk = 7.4%	<b>Head Count</b> Male = 0% Female = 100% Oth/Unk = 0%	<b>Head Count</b> Male = 32% Female = 68% Oth/Unk = 0%	<b>Head Count</b> Male = 31.7% Female = 63.4% Oth/Unk = 3.9%
	<b>FTE</b> Male = 70.2% Female = 23.4% Oth/Unk = 6.4%	<b>FTE</b> Male = 50% Female = 40% Oth/Unk = 10%	<b>FTE</b> Male = 0% Female = 0% Oth/Unk = 0%	<b>FTE</b> Male = 34.8% Female = 65.2% Oth/Unk = 0%	<b>FTE</b> Male = 40% Female = 56% Oth/Unk = 4%