

Essex
GP Practices
Workforce Information

March 2024

Index

3	Summary
4	Essex Overall
11	North East Essex
18	West Essex
25	Mid Essex
32	Basildon & Brentwood
39	Thurrock
46	Castle Point & Rochford
53	Southend

Summary

- The first part of this report presents data for GPs, Nurses, Direct Patient Care and Admin/Non-Clinical staff working in Primary Care in Essex
- It is a snapshot of the Essex Primary Care workforce for March 2024
- Full Time Equivalent (FTE) is a standardised measure, 1.0 FTE equates to full-time work of 37.5 hours per week
- Headcount is the number of people working in a role
- NHS Digital is the source of the information

Essex GP Practices Workforce Information

March 2024

Essex Workforce Roles in Primary Care – Headcount and FTE



Doctors

GP Partners: HC = 546 FTE = 508	GP Regular Locums: HC = 89 FTE = 40	GP Retainers: HC = 10 FTE = 4	GPs in Training Grades: HC = 253 FTE = 238	Salaried GPs: HC = 353 FTE = 226
---	---	---	---	--

Key
HC = Head Count
FTE = Full-Time Equivalent



Nurses

Advanced Nurse Practitioners: HC = 201 FTE = 154	Extended Role Practice Nurses: HC = 15 FTE = 10	Nurse Dispensers: HC = 3 FTE = 2	Nurse Specialists: HC = 14 FTE = 9	Nursing Partners: HC = 1 FTE = 1	Other Nurses: HC = 11 FTE = 7	Practice Nurses: HC = 487 FTE = 324	Trainee Nurses: HC = 4 FTE = 3
--	---	--	--	--	---	---	--



Direct Patient Care

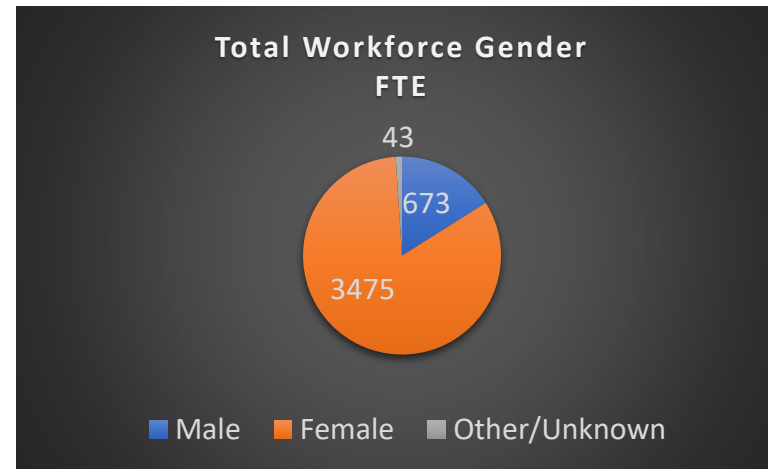
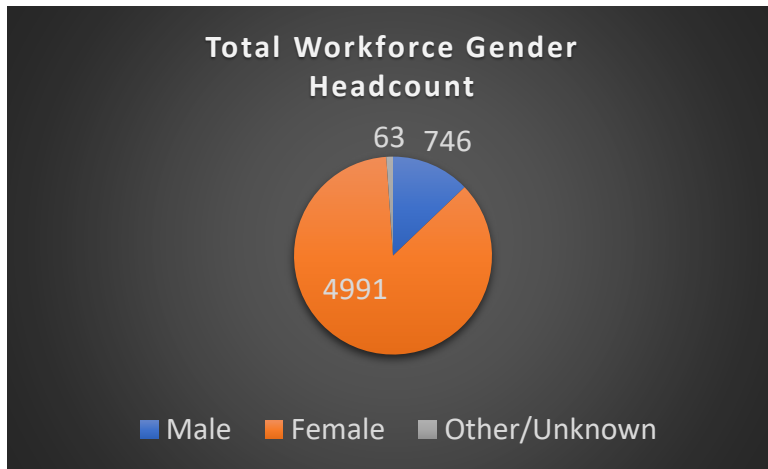
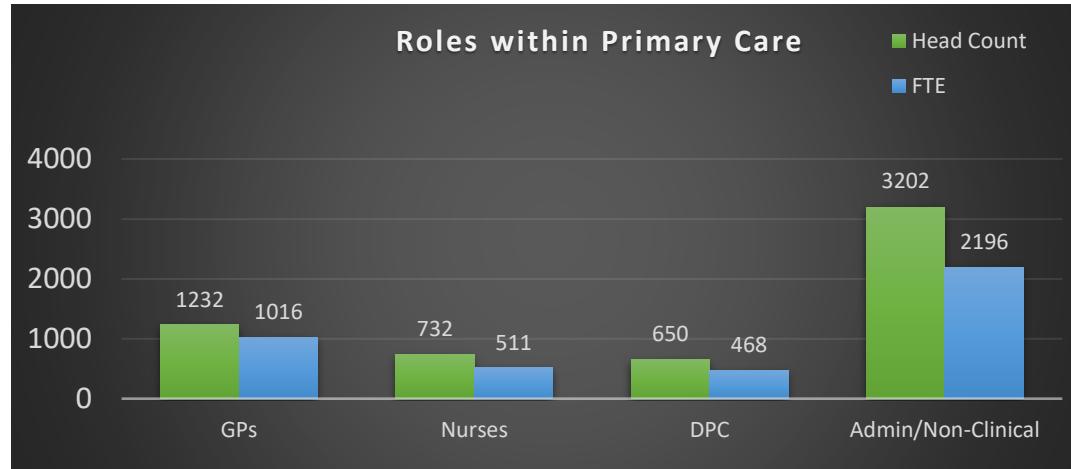
Advanced Paramedic Practitioners: HC = 10 FTE = 9	Advanced Pharmacist Practitioners: HC = 13 FTE = 10	Advanced Physiotherapist Practitioners: HC = 1 FTE = 1	Apprentices: HC = 2 FTE = 2	Dispensers: HC = 145 FTE = 107	General Practice Assistants: HC = 4 FTE = 3	Health Support Workers: HC = 5 FTE = 3
Health Care Assistants: HC = 274 FTE = 186	IAPT Staff: HC = 0 FTE = 0	Nursing Associates: HC = 8 FTE = 4	Other Direct Patient Care: HC = 18 FTE = 11	Paramedics: HC = 32 FTE = 28	Pharmacists: HC = 67 FTE = 49	Pharmacy Technicians: HC = 8 FTE = 6
Phlebotomists: HC = 32 FTE = 19	Physician Associates: HC = 24 FTE = 20	Physiotherapists: HC = 4 FTE = 4	Podiatrists: HC = 1 FTE = 1	Social Prescribing Link Workers: HC = 2 FTE = 2	Therapists: HC = 0 FTE = 0	Trainee Nursing Associates: HC = 2 FTE = 2



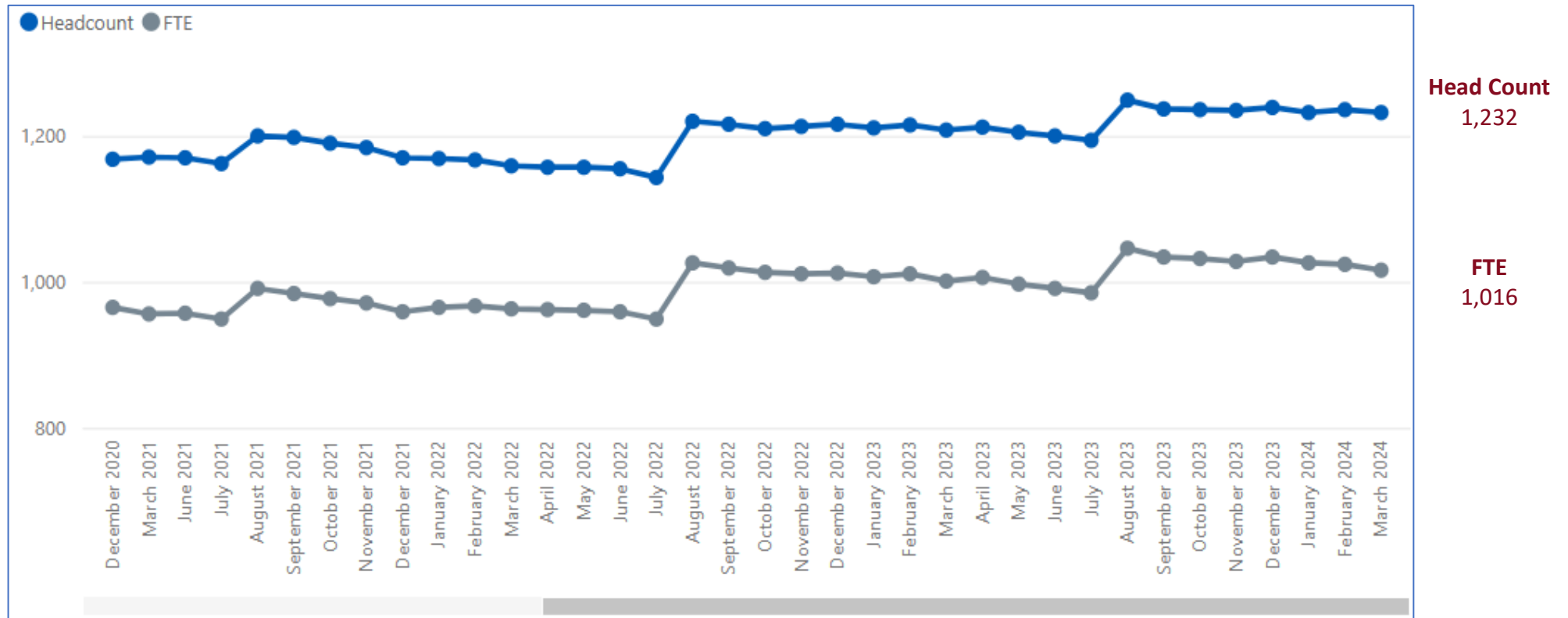
Administration

Apprentices: HC = 16 FTE = 15	Digital Transformation Leads: HC = 1 FTE = 0	Estates & Ancillary: HC = 22 FTE = 10	Management Partners: HC = 13 FTE = 12	Managers: HC = 306 FTE = 268	Medical Secretaries: HC = 309 FTE = 214	Other Admin/Non-clinical: HC = 720 FTE = 493	Receptionists: HC = 1829 FTE = 1177	Telephonists: HC = 10 FTE = 6
---	--	---	---	--	---	--	---	---

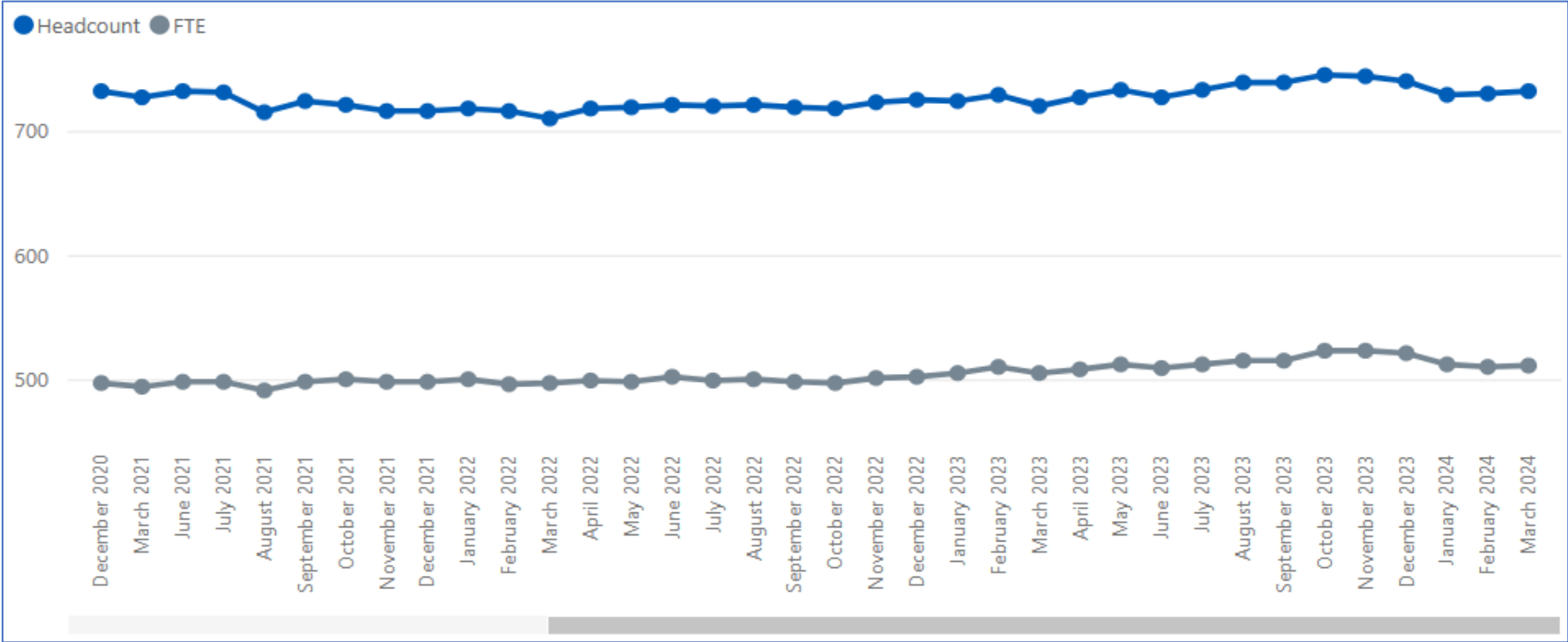
Essex Demographics – Headcount and FTE



Essex GP Trends – Headcount and FTE



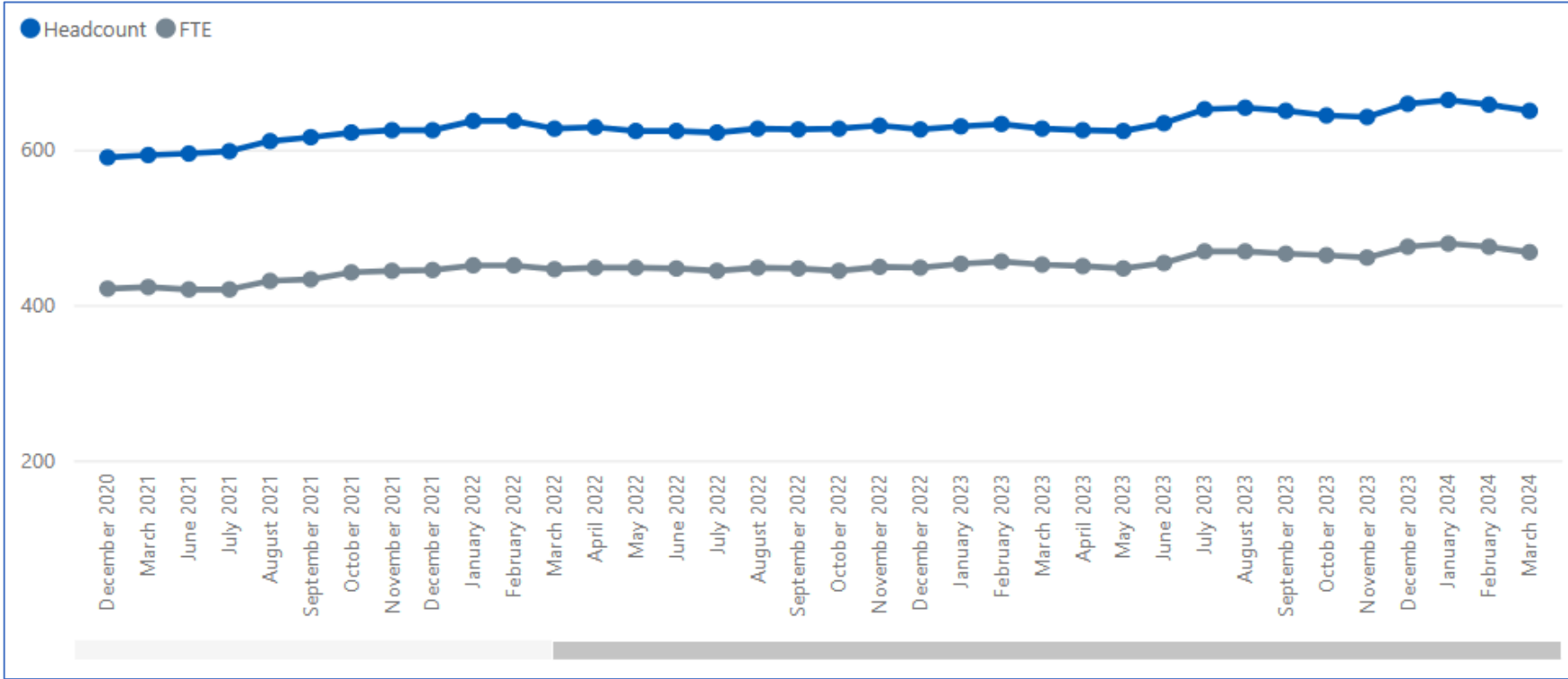
Nurses Trends – Headcount and FTE



Head Count
732

FTE
511

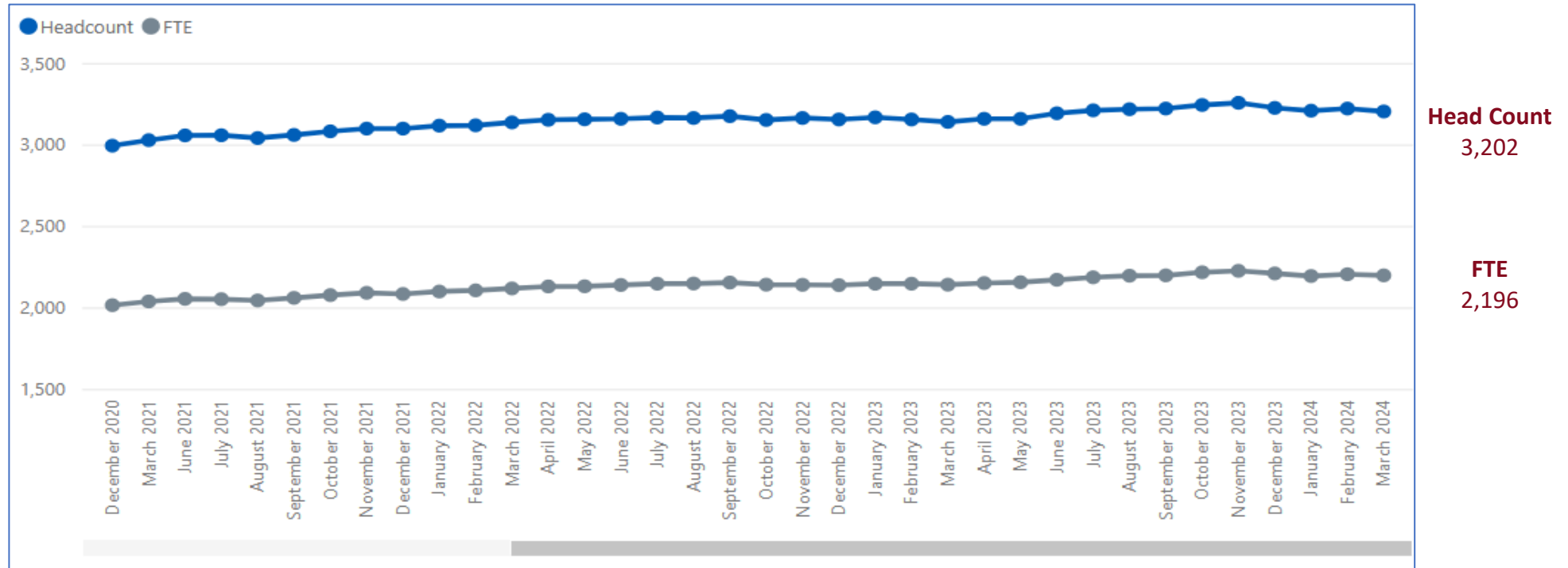
Direct Patient Care Trends – Headcount and FTE



Head Count
650

FTE
468

Administration/Non-Clinical Trends – Headcount and FTE



North East Essex GP Practices Workforce Information

March 2024

North East Essex Workforce Roles in Primary Care – Headcount and FTE



Doctors

GP Partners: HC = 99 FTE = 90	GP Regular Locums: HC = 3 FTE = 1	GP Retainers: HC = 2 FTE = 1	GPs in Training Grades: HC = 40 FTE = 37	Salaried GPs: HC = 65 FTE = 46
---	---	--	---	--

Key
 HC = Head Count
 FTE = Full-Time Equivalent



Nurses

Advanced Nurse Practitioners: HC = 65 FTE = 50	Extended Role Practice Nurses: HC = 7 FTE = 4	Nurse Dispensers: HC = 1 FTE = 1	Nurse Specialists: HC = 10 FTE = 7	Nursing Partners: HC = 0 FTE = 0	Other Nurses: HC = 3 FTE = 2	Practice Nurses: HC = 101 FTE = 75	Trainee Nurses: HC = 0 FTE = 0
--	---	--	--	--	--	--	--



Direct Patient Care

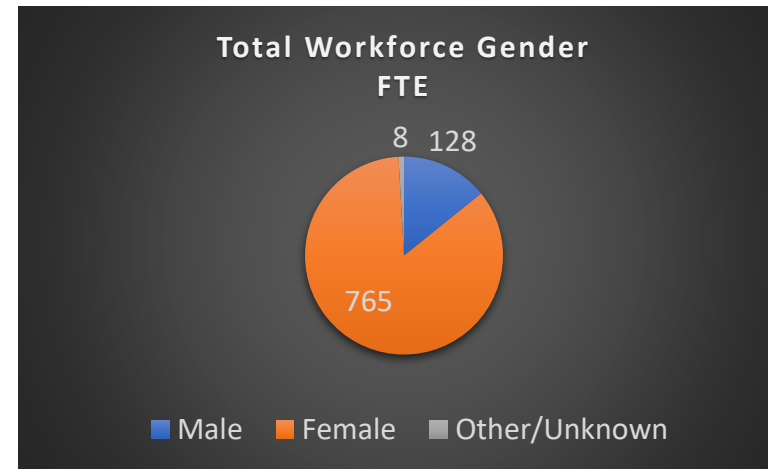
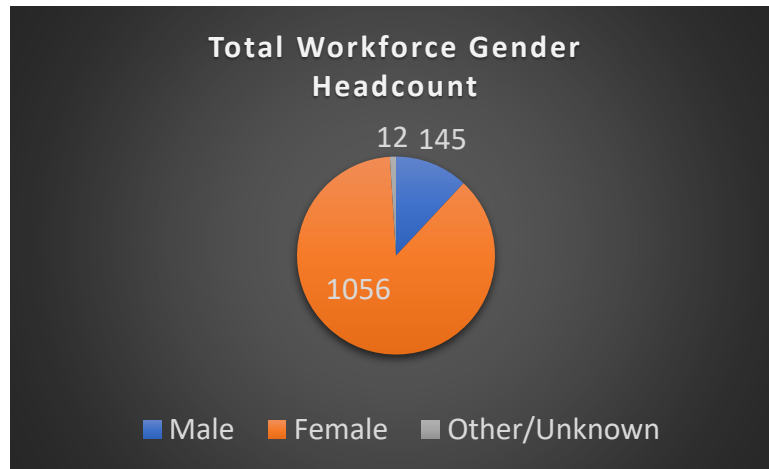
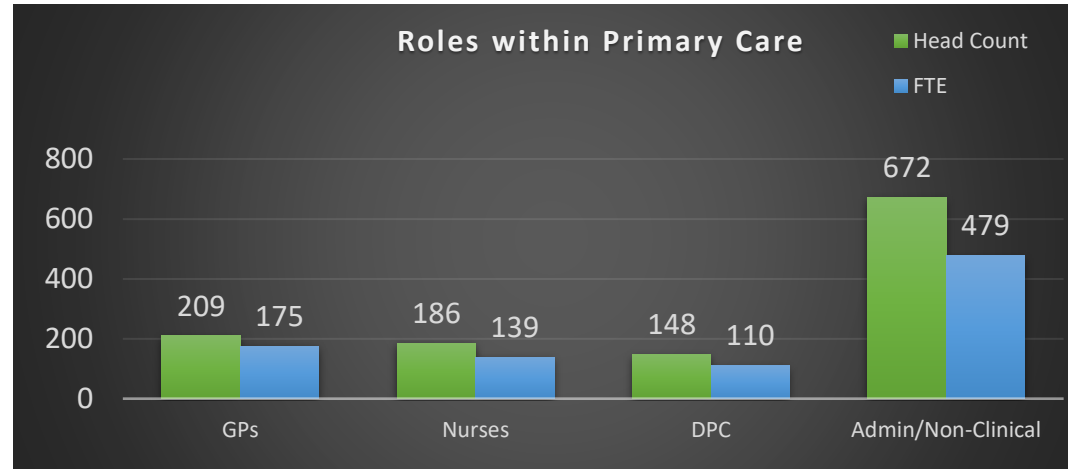
Advanced Paramedic Practitioners: HC = 4 FTE = 3	Advanced Pharmacist Practitioners: HC = 0 FTE = 0	Advanced Physiotherapist Practitioners: HC = 0 FTE = 0	Apprentices: HC = 0 FTE = 0	Dispensers: HC = 24 FTE = 17	General Practice Assistants: HC = 1 FTE = 1	Health Support Workers: HC = 1 FTE = 0
Health Care Assistants: HC = 68 FTE = 51	IAPT Staff: HC = 0 FTE = 0	Nursing Associates: HC = 3 FTE = 2	Other Direct Patient Care: HC = 3 FTE = 2	Paramedics: HC = 16 FTE = 14	Pharmacists: HC = 9 FTE = 7	Pharmacy Technicians: HC = 5 FTE = 4
Phlebotomists: HC = 14 FTE = 9	Physician Associates: HC = 0 FTE = 0	Physiotherapists: HC = 0 FTE = 0	Social Prescribing Link Workers: HC = 0 FTE = 0	Therapists: HC = 0 FTE = 0		



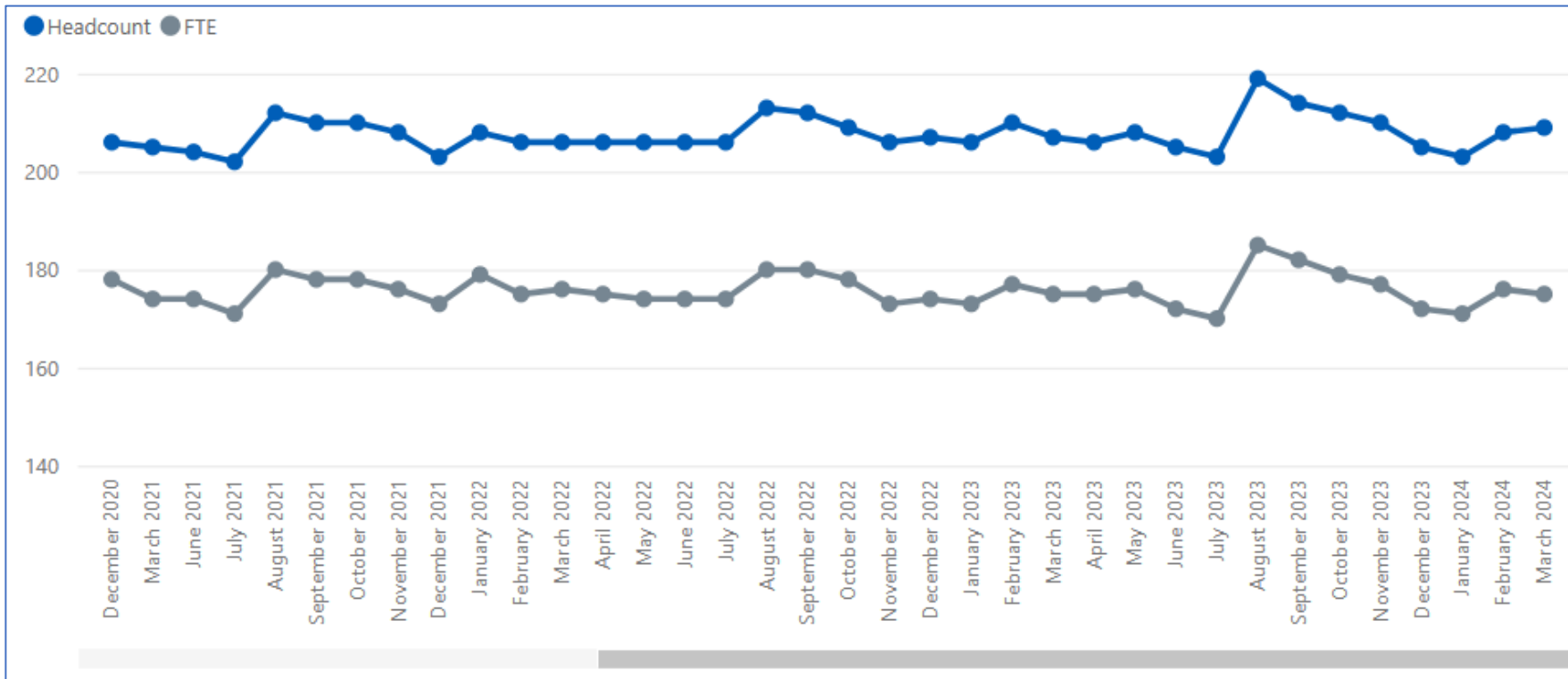
Administration

Apprentices: HC = 8 FTE = 8	Estates & Ancillary: HC = 4 FTE = 2	Management Partners: HC = 1 FTE = 1	Managers: HC = 59 FTE = 52	Medical Secretaries: HC = 58 FTE = 43	Other Admin/Non-clinical: HC = 191 FTE = 130	Receptionists: HC = 349 FTE = 239	Telephonists: HC = 6 FTE = 4
---	---	---	--	---	--	---	--

North East Essex Demographics – Headcount and FTE



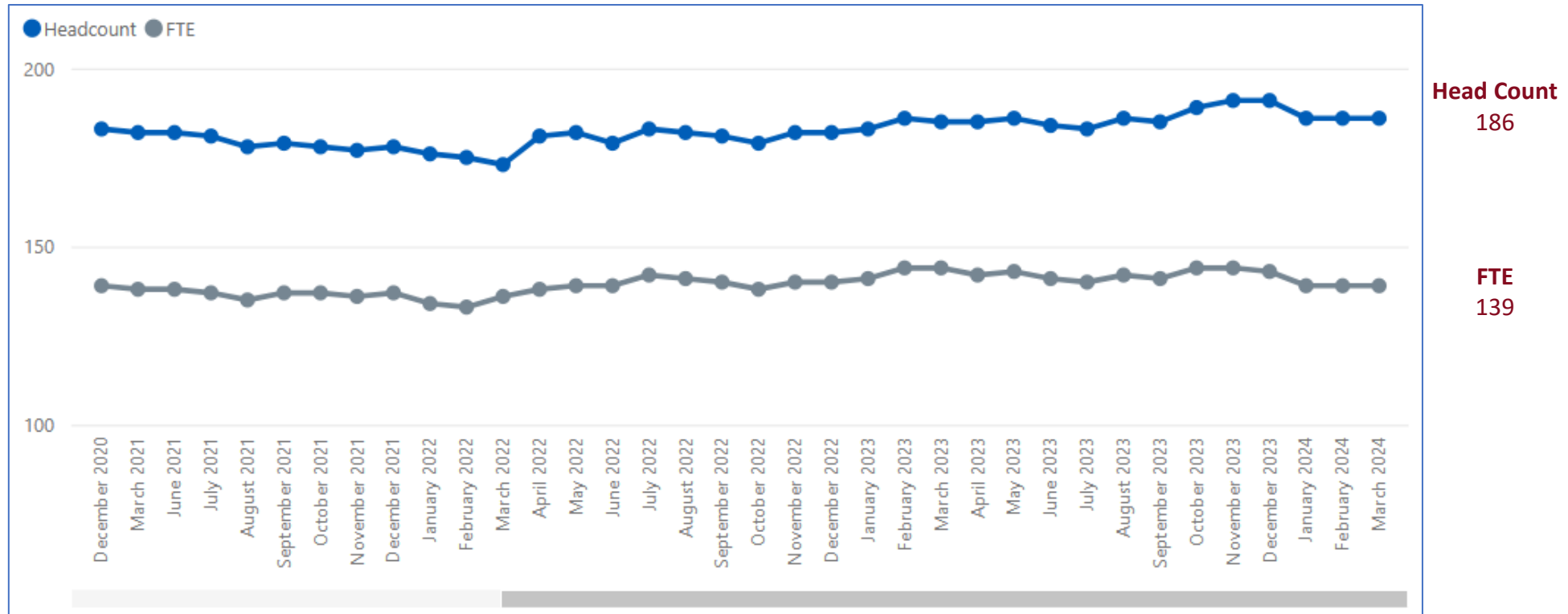
North East Essex GP Trends – Headcount and FTE



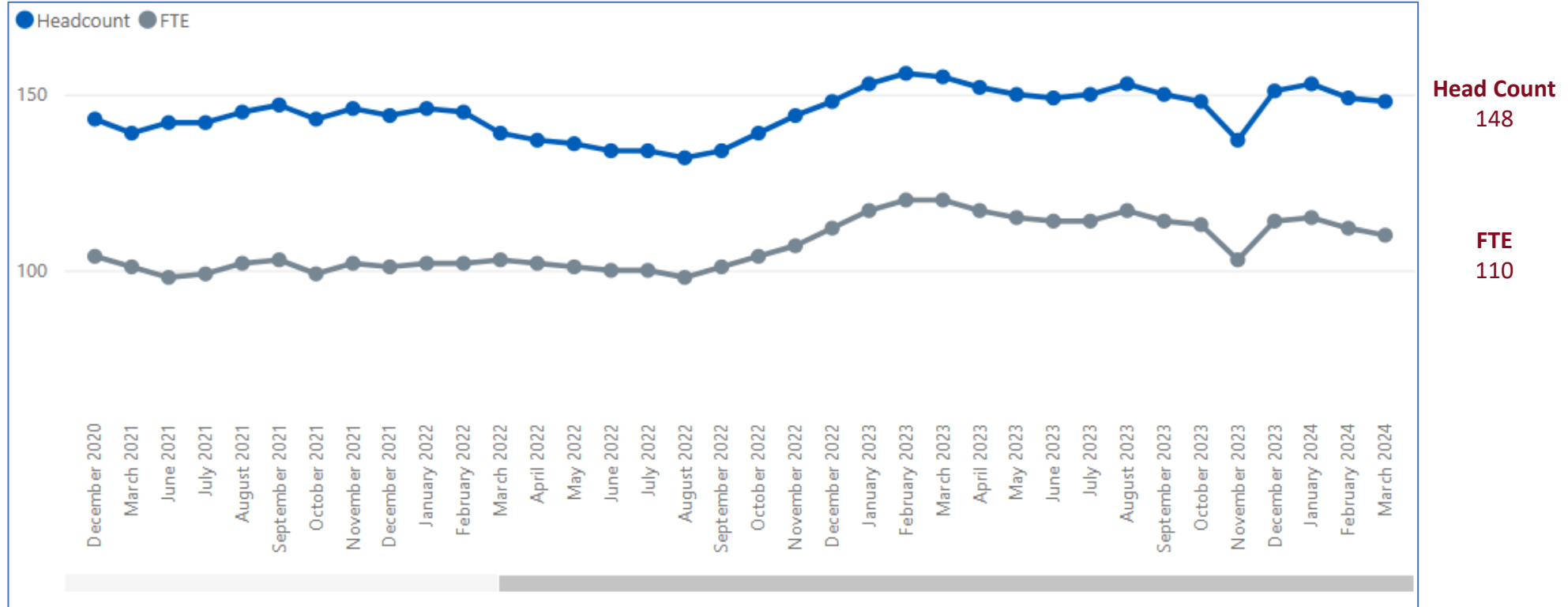
Head Count
209

FTE
175

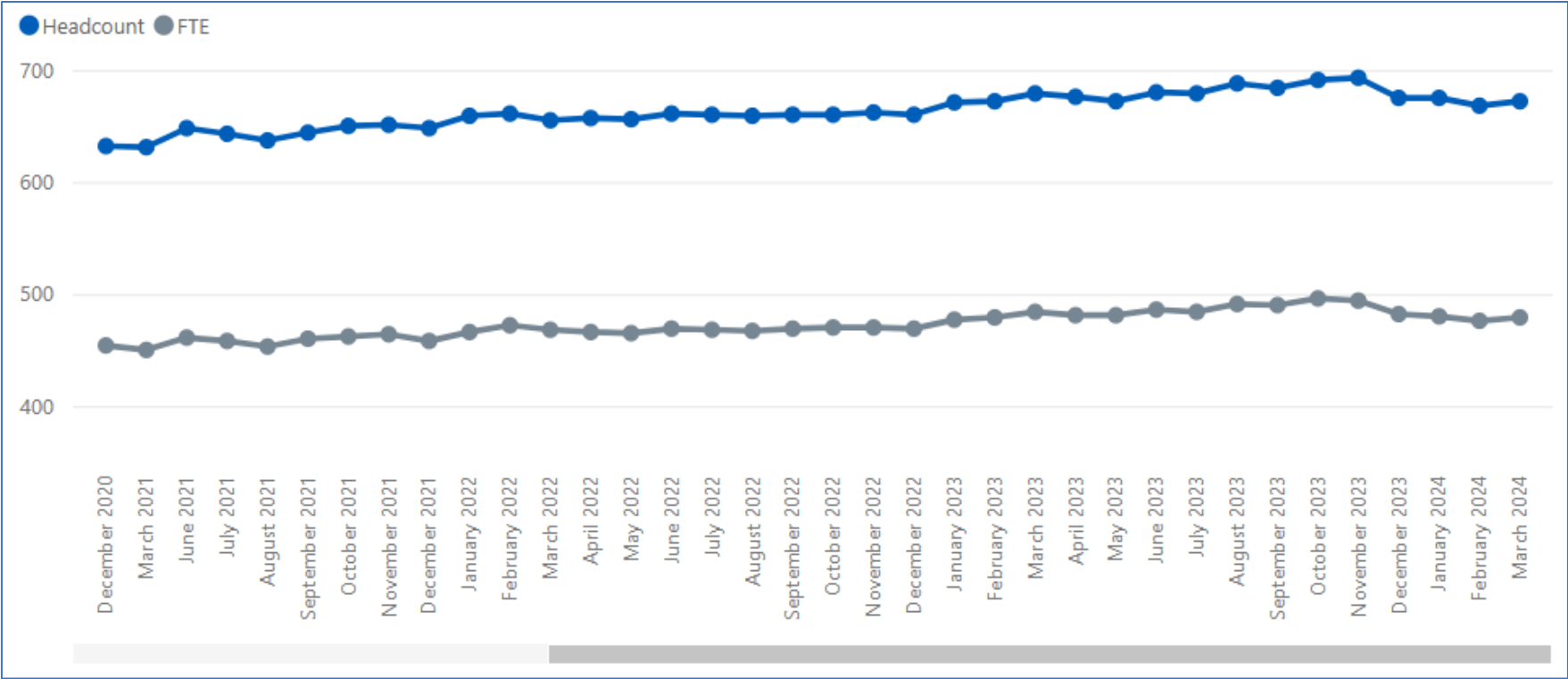
North East Essex Nurses Trends – Headcount and FTE



North East Essex Direct Patient Care Trends – Headcount and FTE



North East Essex Administration/Non-Clinical Trends – Headcount and FTE



Head Count
672

FTE
479

West Essex GP Practices Workforce Information

March 2024

West Essex Workforce Roles in Primary Care – Headcount and FTE



Doctors

GP Partners: HC = 90 FTE = 78	GP Regular Locums: HC = 18 FTE = 7	GP Retainers: HC = 5 FTE = 2	GPs in Training Grades: HC = 69 FTE = 64	Salaried GPs: HC = 74 FTE = 41
---	--	--	---	--

Key
 HC = Head Count
 FTE = Full-Time Equivalent



Nurses

Advanced Nurse Practitioners: HC = 25 FTE = 19	Extended Role Practice Nurses: HC = 0 FTE = 0	Nurse Dispensers: HC = 0 FTE = 0	Nurse Specialists: HC = 1 FTE = 0	Nursing Partners: HC = 1 FTE = 1	Other Nurses: HC = 0 FTE = 0	Practice Nurses: HC = 70 FTE = 49	Trainee Nurses: HC = 0 FTE = 0
--	---	--	---	--	--	---	--



Direct Patient Care

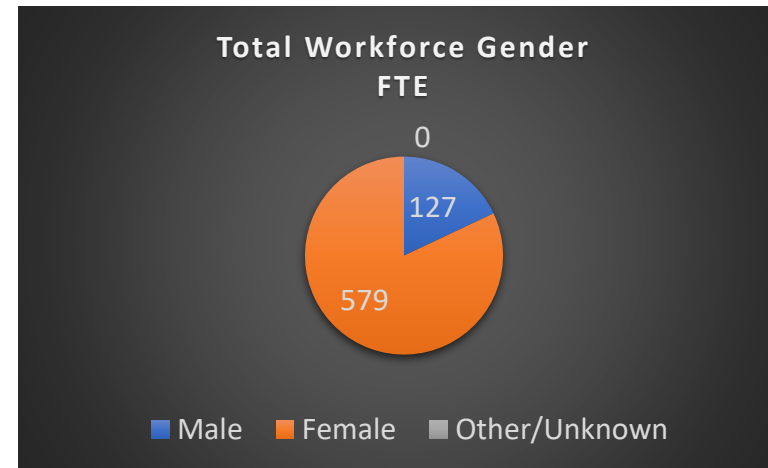
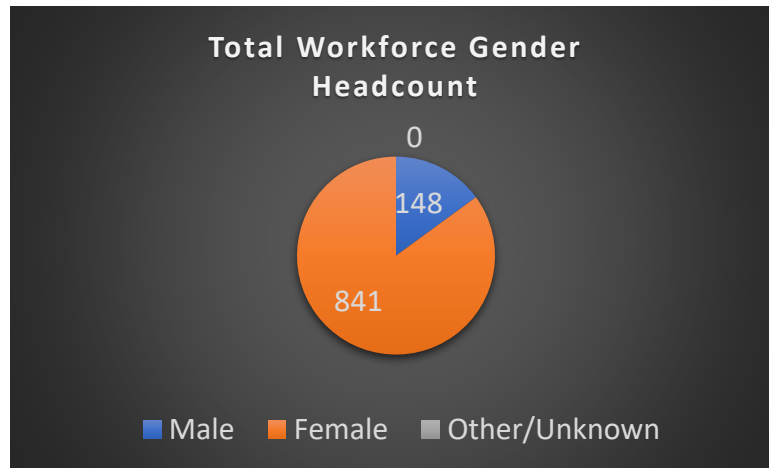
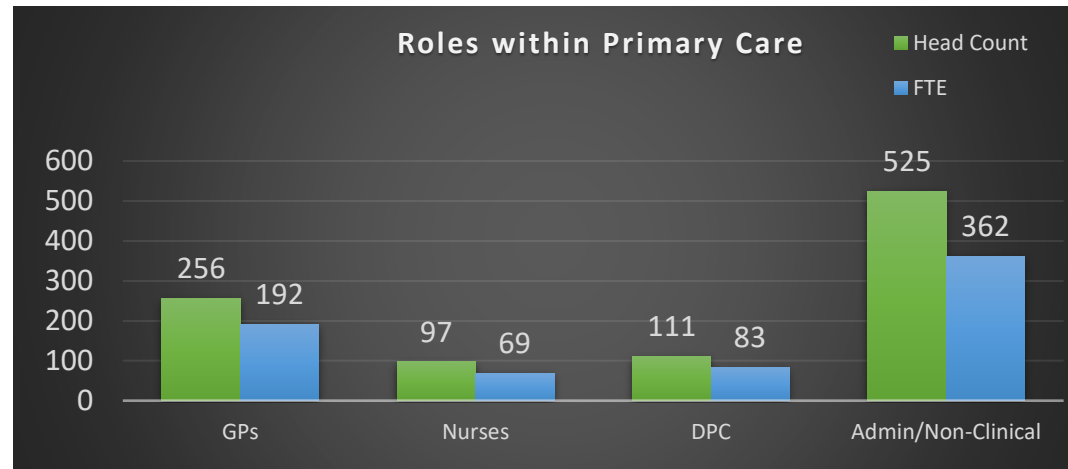
Advanced Paramedic Practitioners: HC = 3 FTE = 3	Advanced Pharmacist Practitioners: HC = 2 FTE = 2	Advanced Physiotherapist Practitioners: HC = 0 FTE = 0	Apprentices: HC = 0 FTE = 0	Dispensers: HC = 32 FTE = 24	General Practice Assistants: HC = 2 FTE = 2	Health Support Workers: HC = 2 FTE = 1
Health Care Assistants: HC = 51 FTE = 36	Nursing Associates: HC = 0 FTE = 0	Other Direct Patient Care: HC = 2 FTE = 2	Paramedics: HC = 5 FTE = 5	Pharmacists: HC = 8 FTE = 5	Pharmacy Technicians: HC = 0 FTE = 0	Phlebotomists: HC = 1 FTE = 1
Physician Associates: HC = 0 FTE = 0	Physiotherapists: HC = 0 FTE = 0	Social Prescribing Link Workers: HC = 2 FTE = 2	Therapists: HC = 0 FTE = 0	Trainee Nursing Associates: HC = 1 FTE = 1		



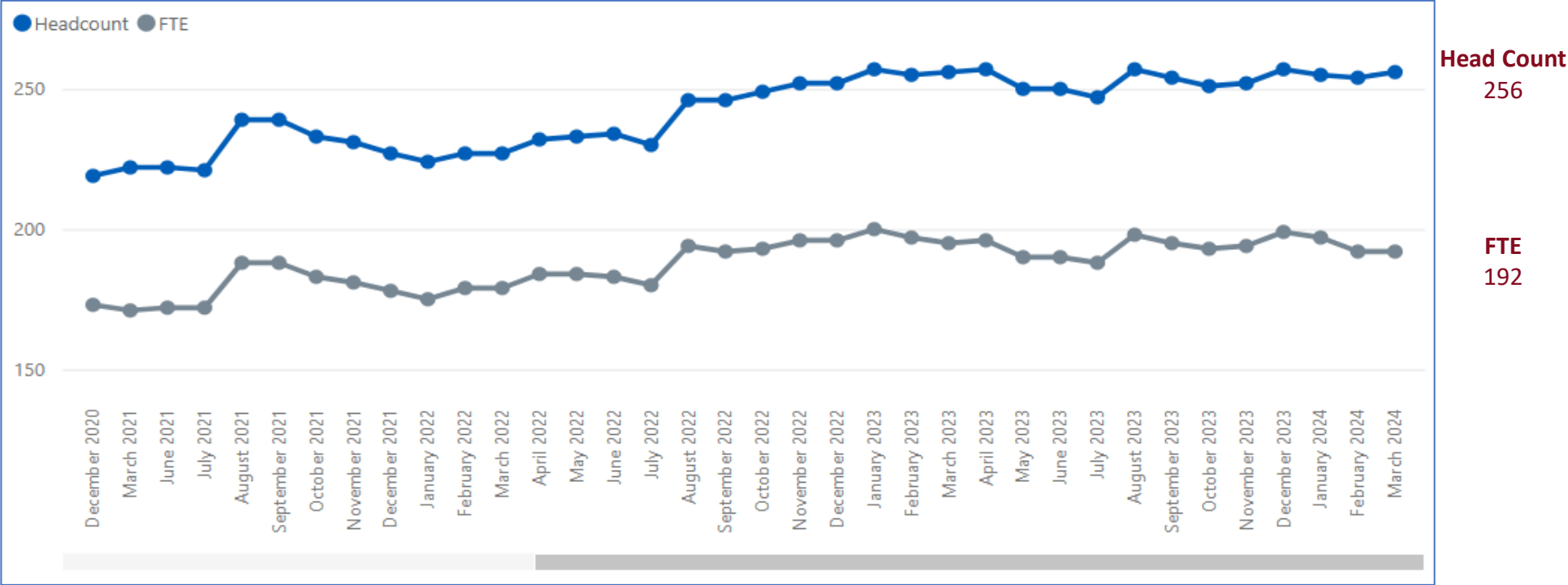
Administration

Apprentices: HC = 0 FTE = 0	Estates & Ancillary: HC = 2 FTE = 1	Management Partners: HC = 1 FTE = 1	Managers: HC = 51 FTE = 44	Medical Secretaries: HC = 51 FTE = 35	Other Admin/Non-clinical: HC = 127 FTE = 90	Receptionists: HC = 296 FTE = 191	Telephonists: HC = 0 FTE = 0
---	---	---	--	---	---	---	--

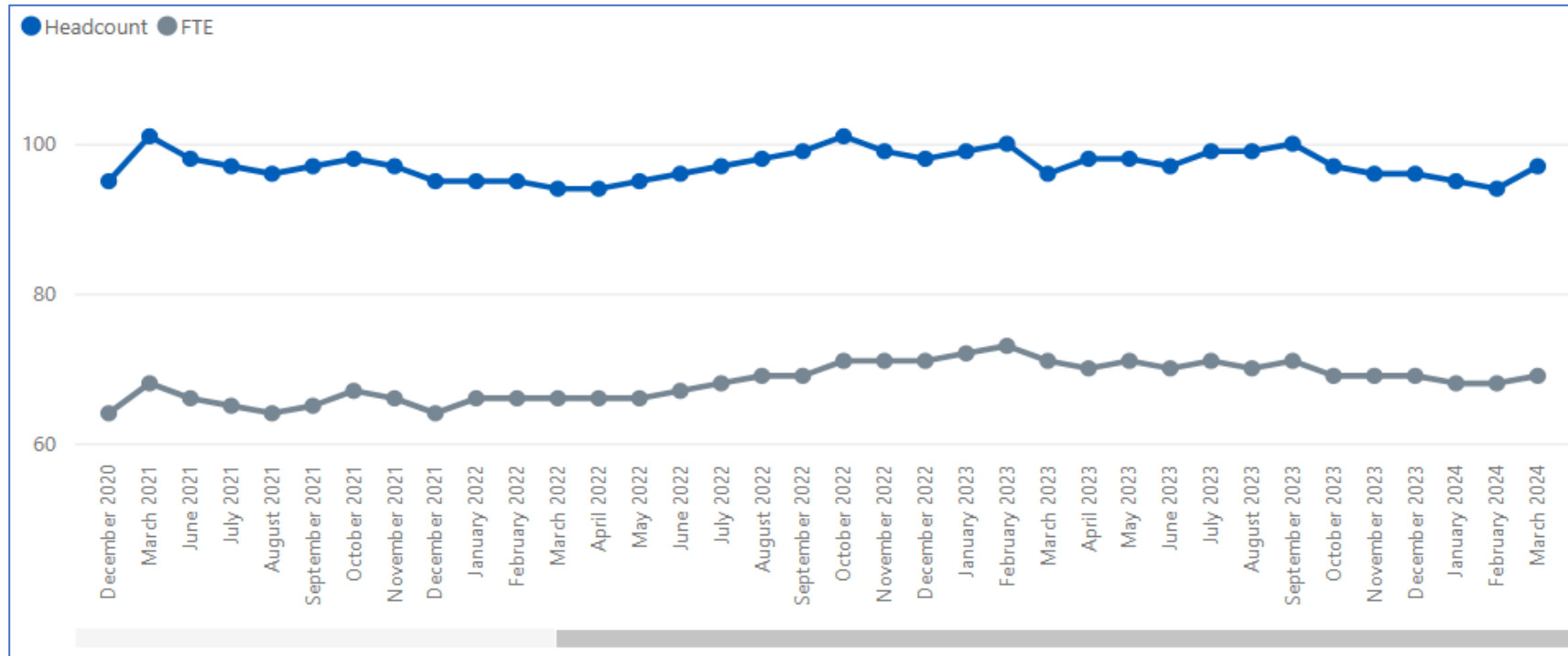
West Essex Demographics – Headcount and FTE



West Essex GP Trends – Headcount and FTE



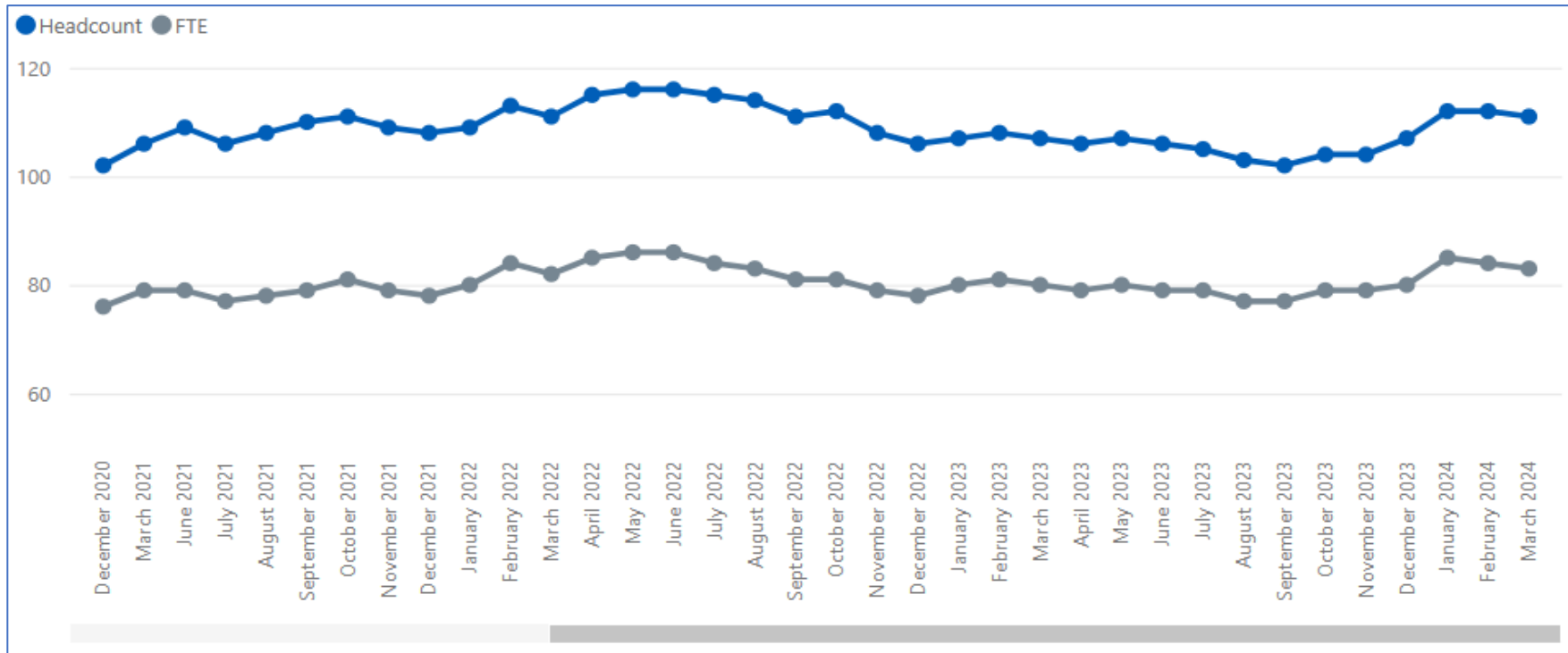
West Essex Nurses Trends – Headcount and FTE



Head Count
97

FTE
69

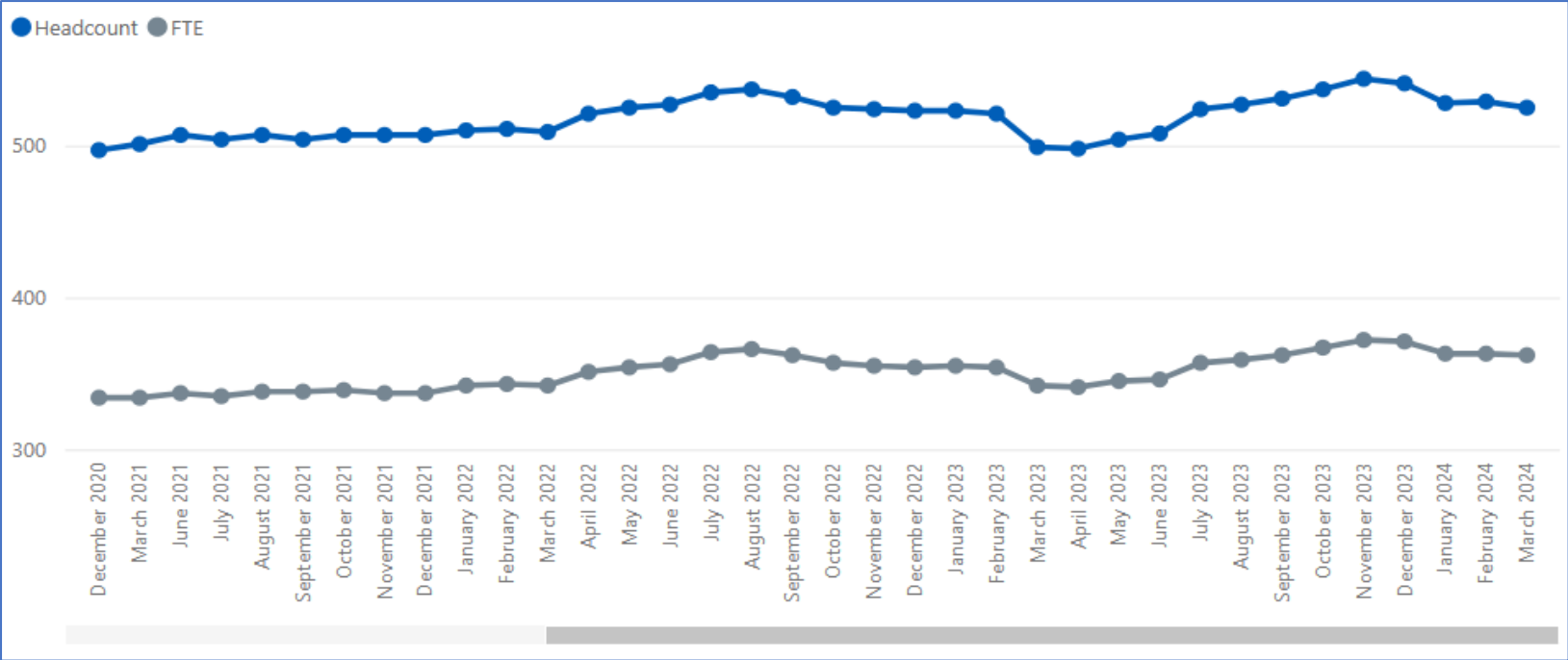
West Essex Direct Patient Care Trends – Headcount and FTE



Head Count
111

FTE
83

West Essex Administration/Non-Clinical Trends – Headcount and FTE



Head Count
525

FTE
362

Mid Essex GP Practices Workforce Information

March 2024

Mid Essex Workforce Roles in Primary Care – Headcount and FTE



GP Partners: HC = 117 FTE = 115	GP Regular Locums: HC = 4 FTE = 2	GP Retainers: HC = 0 FTE = 0	GPs in Training Grades: HC = 52 FTE = 49	Salaried GPs: HC = 93 FTE = 56
---	---	--	---	---

Key
HC = Head Count
FTE = Full-Time Equivalent



Advanced Nurse Practitioners: HC = 40 FTE = 30	Extended Role Practice Nurses: HC = 2 FTE = 2	Nurse Dispensers: HC = 1 FTE = 1	Nurse Specialists: HC = 0 FTE = 0	Nursing Partners: HC = 0 FTE = 0	Other Nurses: HC = 3 FTE = 2	Practice Nurses: HC = 117 FTE = 76	Trainee Nurses: HC = 1 FTE = 1
--	---	--	---	--	--	--	--

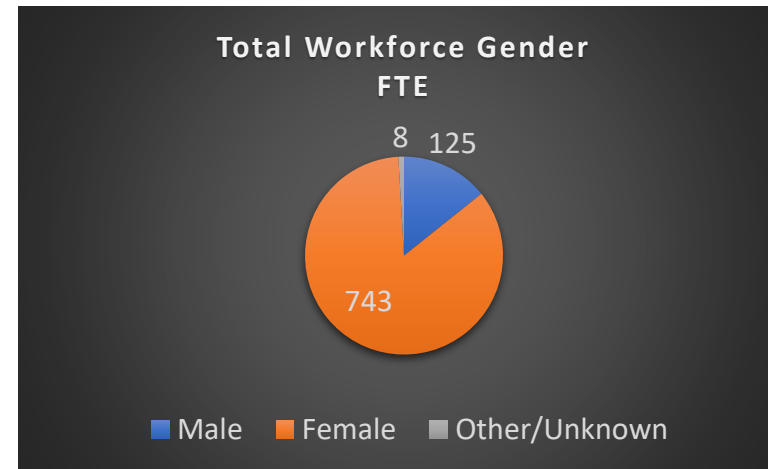
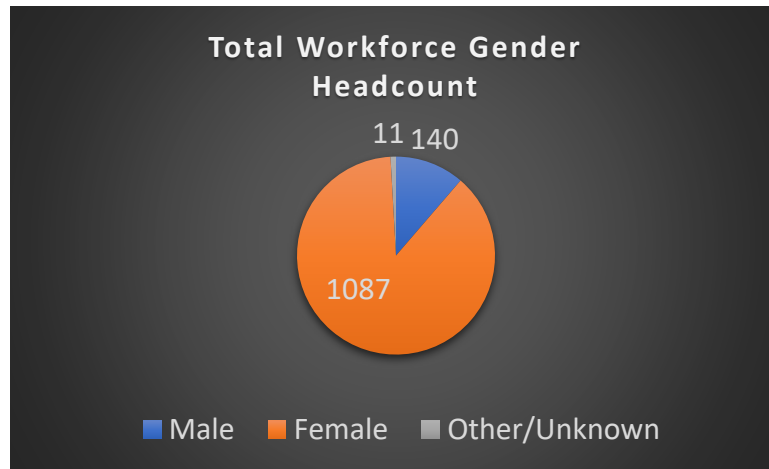
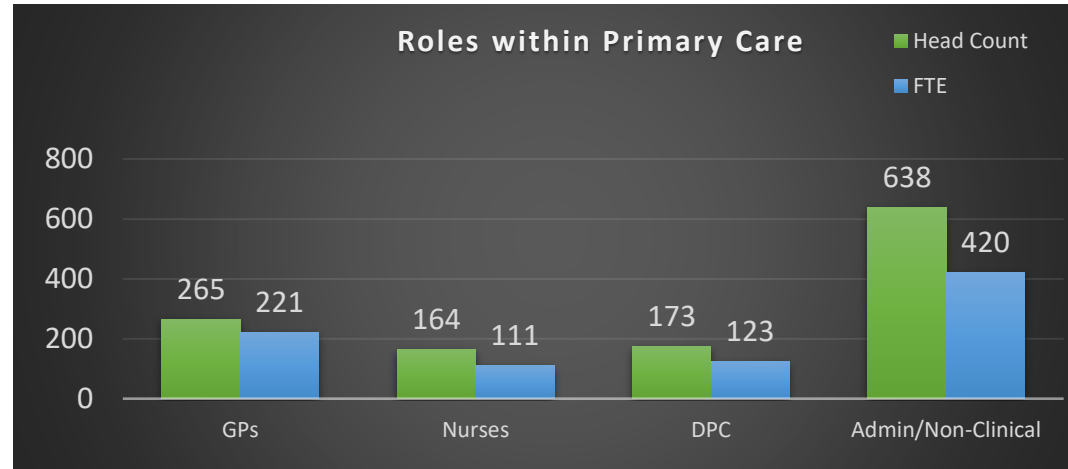


Advanced Paramedic Practitioners: HC = 2 FTE = 2	Advanced Pharmacist Practitioners: HC = 6 FTE = 5	Advanced Physiotherapist Practitioners: HC = 1 FTE = 1	Apprentices: HC = 0 FTE = 0	Dispensers: HC = 74 FTE = 54	General Practice Assistants: HC = 1 FTE = 1	Health Support Workers: HC = 0 FTE = 0
Health Care Assistants: HC = 55 FTE = 37	Nursing Associates: HC = 0 FTE = 0	Other Direct Patient Care: HC = 5 FTE = 2	Paramedics: HC = 6 FTE = 5	Pharmacists: HC = 14 FTE = 10	Pharmacy Technicians: HC = 3 FTE = 2	Phlebotomists: HC = 2 FTE = 1
Physician Associates: HC = 2 FTE = 2	Physiotherapists: HC = 1 FTE = 1	Social Prescribing Link Workers: HC = 0 FTE = 0	Therapists: HC = 0 FTE = 0	Trainee Nursing Associates: HC = 1 FTE = 1		

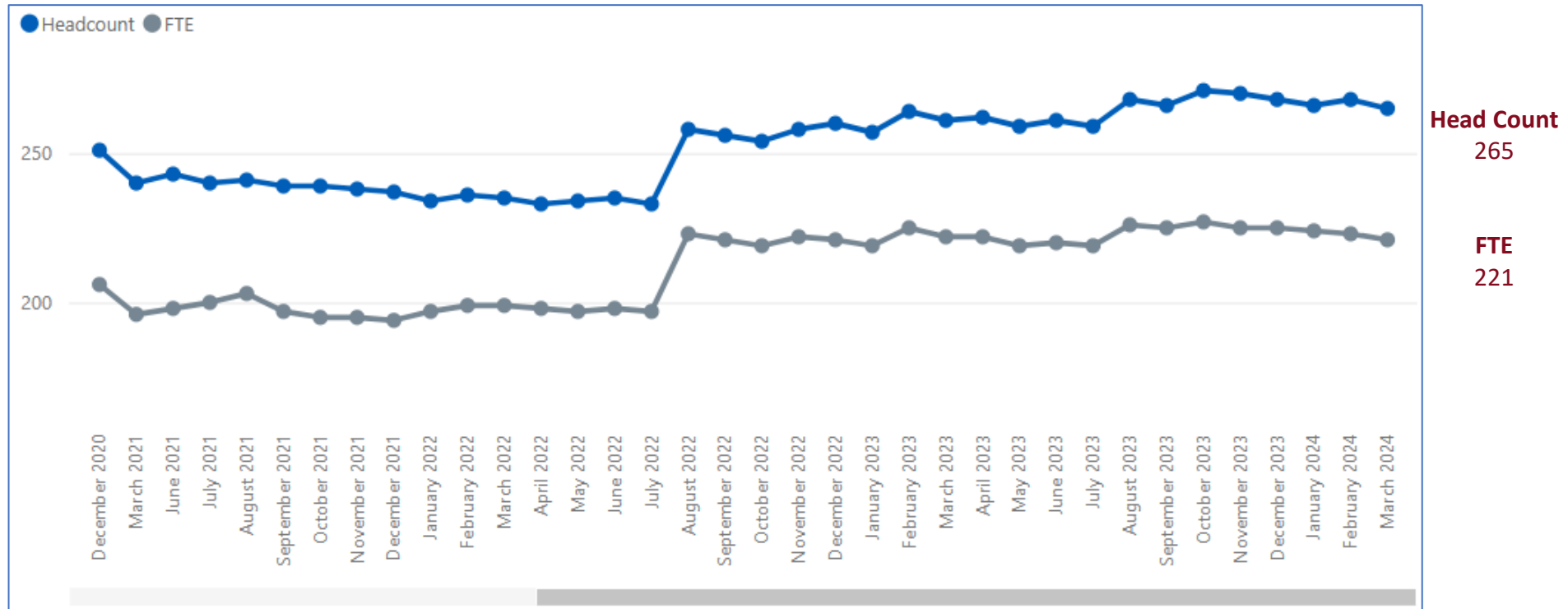


Apprentices: HC = 2 FTE = 2	Estates & Ancillary: HC = 6 FTE = 1	Management Partners: HC = 2 FTE = 2	Managers: HC = 61 FTE = 53	Medical Secretaries: HC = 80 FTE = 53	Other Admin/Non-clinical: HC = 182 FTE = 119	Receptionists: HC = 309 FTE = 189	Telephonists: HC = 1 FTE = 1
---	---	---	--	---	--	---	--

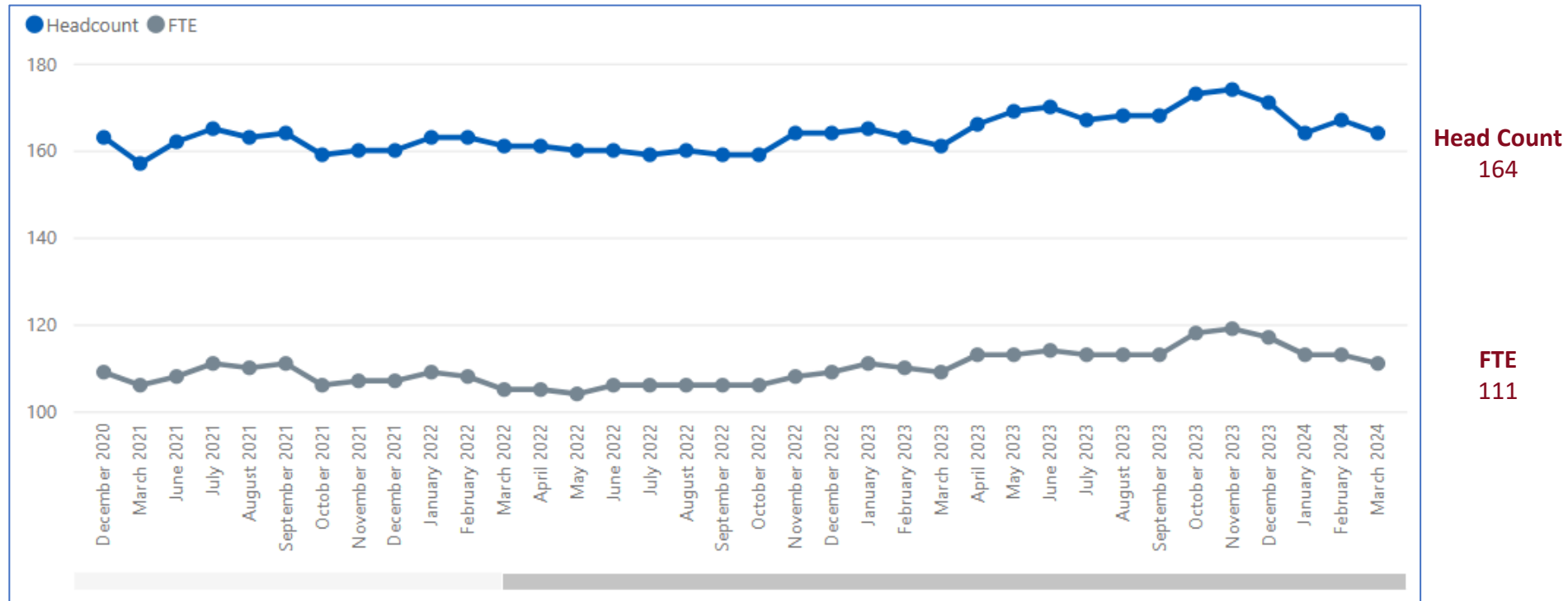
Mid Essex Demographics – Headcount and FTE



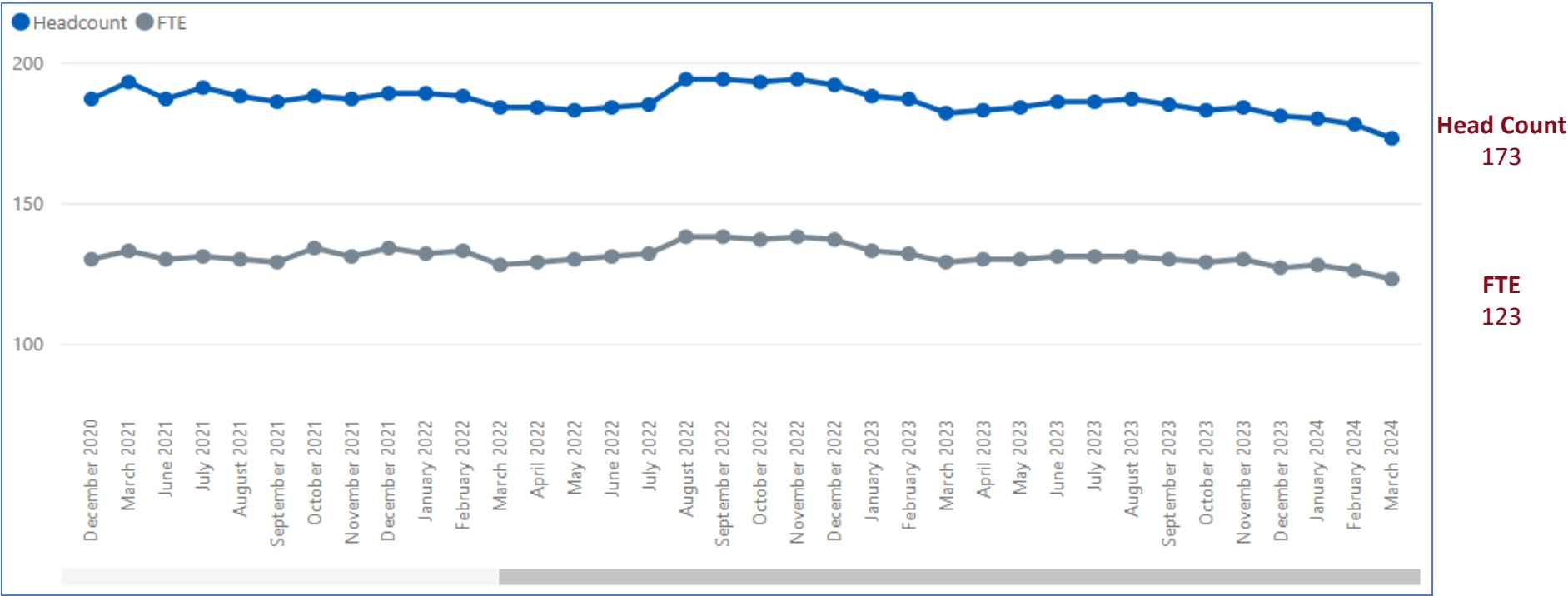
Mid Essex GP Trends – Headcount and FTE



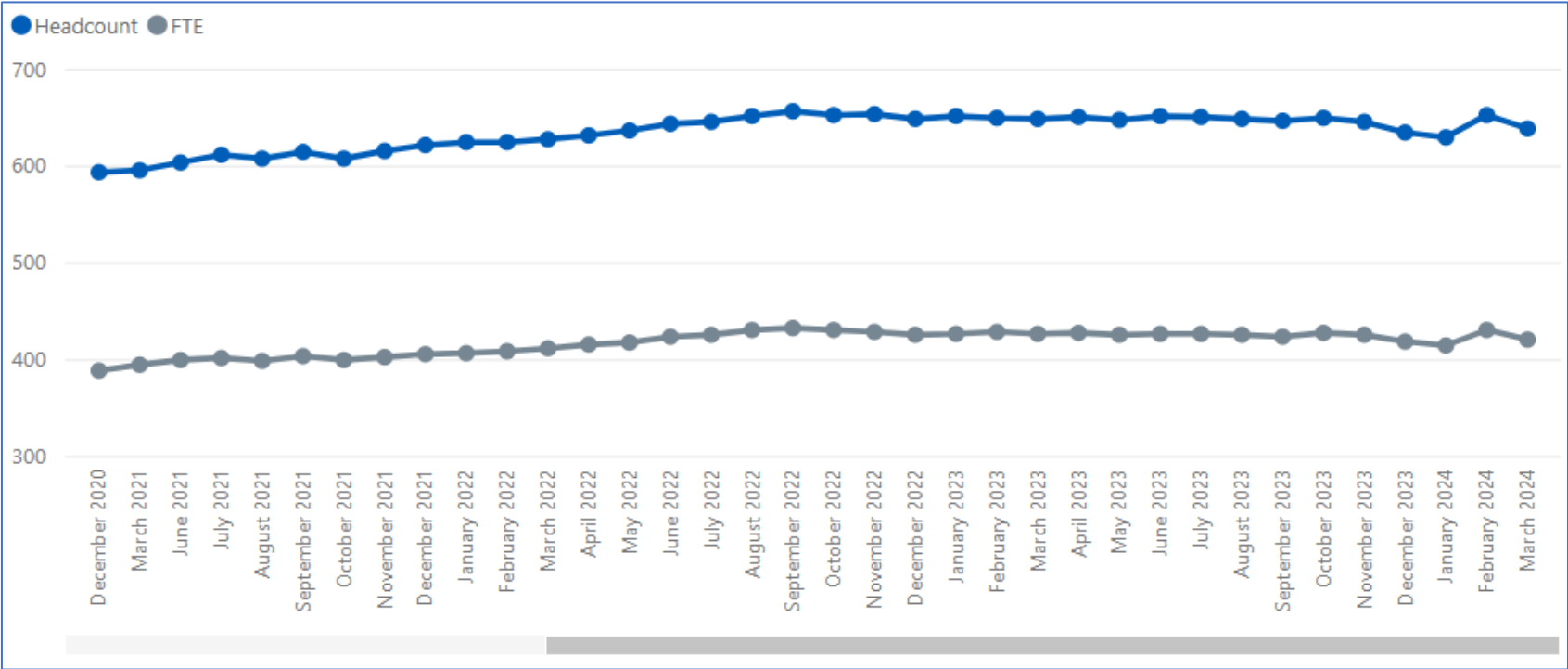
Mid Essex Nurses Trends – Headcount and FTE



Mid Essex Direct Patient Care Trends – Headcount and FTE



Mid Essex Administration/Non-Clinical Trends – Headcount and FTE



Head Count
638

FTE
420

**Basildon & Brentwood
GP Practices
Workforce Information**

March 2024

Basildon & Brentwood Workforce Roles in Primary Care – Headcount and FTE



GP Partners:
HC = 96
FTE = 83

GP Regular Locums:
HC = 9
FTE = 4

GP Retainers:
HC = 1
FTE = 1

GPs in Training
 Grades:
HC = 26
FTE = 25

Salaried
 GPs:
HC = 40
FTE = 23

Key
 HC = Head Count
 FTE = Full-Time Equivalent



Advanced Nurse
 Practitioners:
HC = 22
FTE = 17

Extended Role
 Practice Nurses:
HC = 1
FTE = 0

Nurse
 Dispensers:
HC = 0
FTE = 0

Nurse
 Specialists:
HC = 0
FTE = 0

Nursing
 Partners:
HC = 0
FTE = 0

Other
 Nurses:
HC = 2
FTE = 1

Practice
 Nurses:
HC = 72
FTE = 43

Trainee
 Nurses:
HC = 1
FTE = 0



Advanced Paramedic
 Practitioners:
HC = 0
FTE = 0

Advanced Pharmacist
 Practitioners:
HC = 2
FTE = 1

Advanced Physiotherapist
 Practitioners:
HC = 0
FTE = 0

Apprentices:
HC = 0
FTE = 0

Dispensers:
HC = 4
FTE = 3

General Practice
 Assistants:
HC = 0
FTE = 0

Health Support
 Workers:
HC = 0
FTE = 0

Health Care
 Assistants:
HC = 29
FTE = 18

Nursing
 Associates:
HC = 0
FTE = 0

Other Direct
 Patient Care:
HC = 2
FTE = 1

Paramedics:
HC = 1
FTE = 1

Pharmacists:
HC = 14
FTE = 10

Pharmacy
 Technicians:
HC = 0
FTE = 0

Phlebotomists:
HC = 1
FTE = 0

Physician
 Associates:
HC = 5
FTE = 4

Physiotherapists:
HC = 0
FTE = 0

Social Prescribing
 Link Workers:
HC = 0
FTE = 0

Therapists:
HC = 0
FTE = 0



Apprentices:
HC = 2
FTE = 2

Estates
 & Ancillary:
HC = 3
FTE = 2

Management
 Partners:
HC = 0
FTE = 0

Managers:
HC = 40
FTE = 36

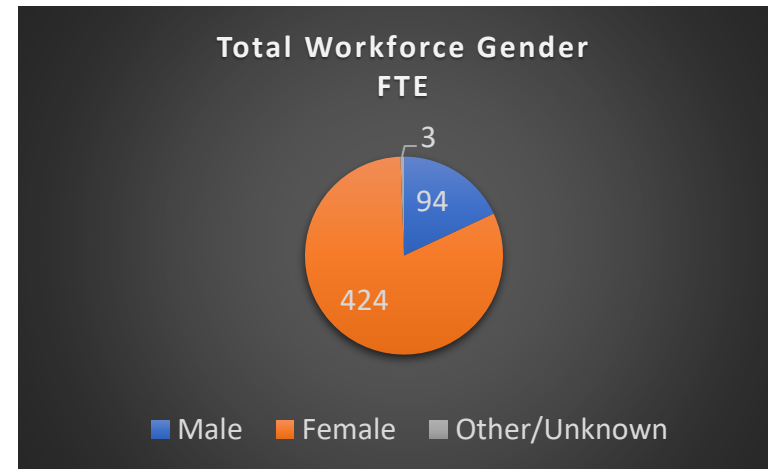
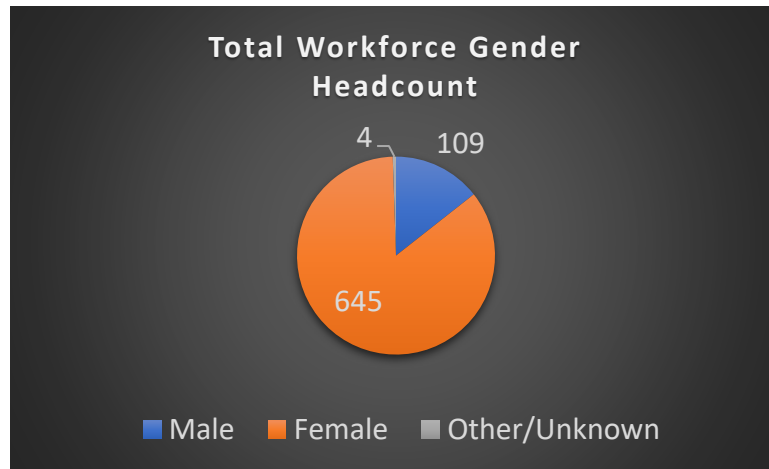
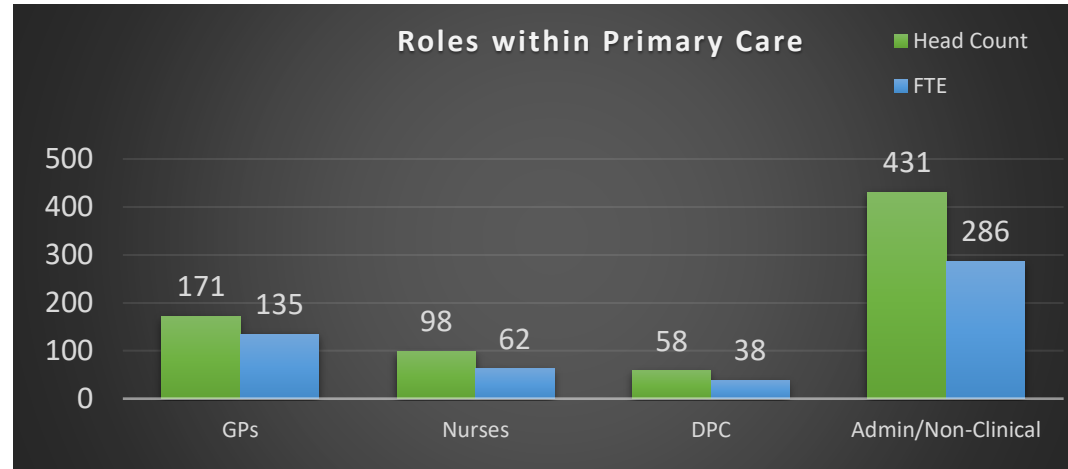
Medical
 Secretaries:
HC = 46
FTE = 31

Other Admin/Non-
 clinical:
HC = 66
FTE = 41

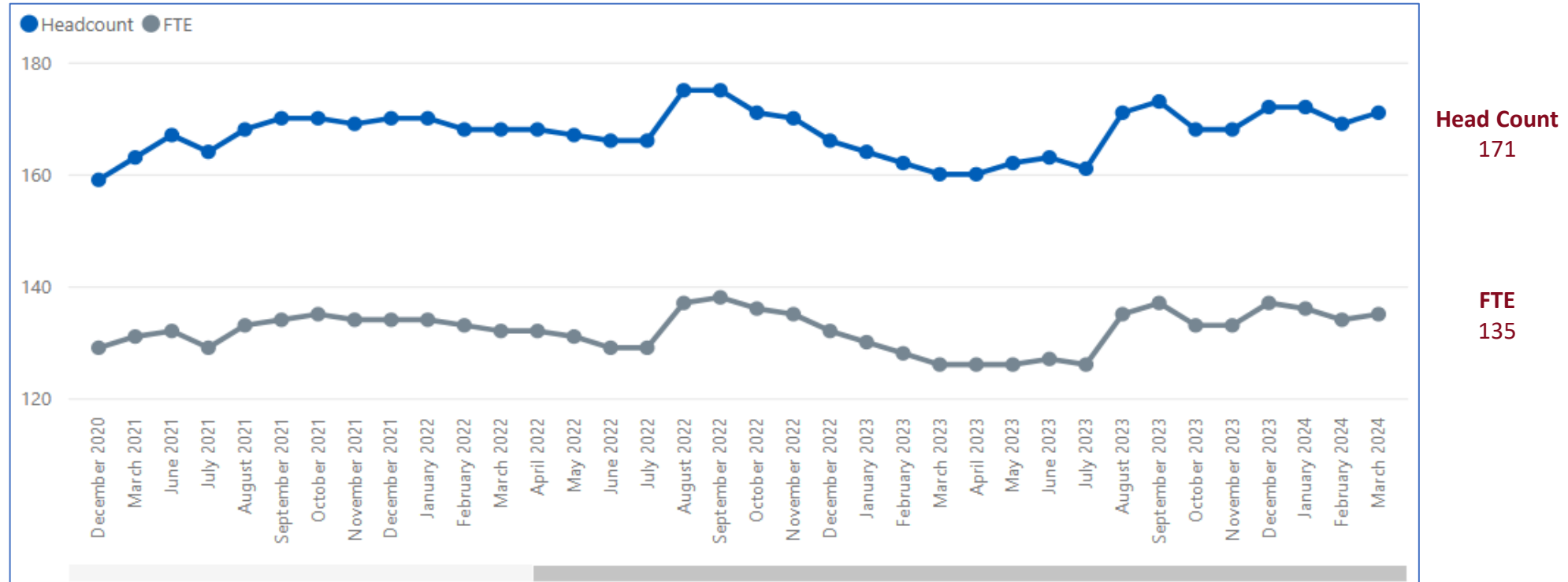
Receptionists:
HC = 274
FTE = 173

Telephonists:
HC = 1
FTE = 0

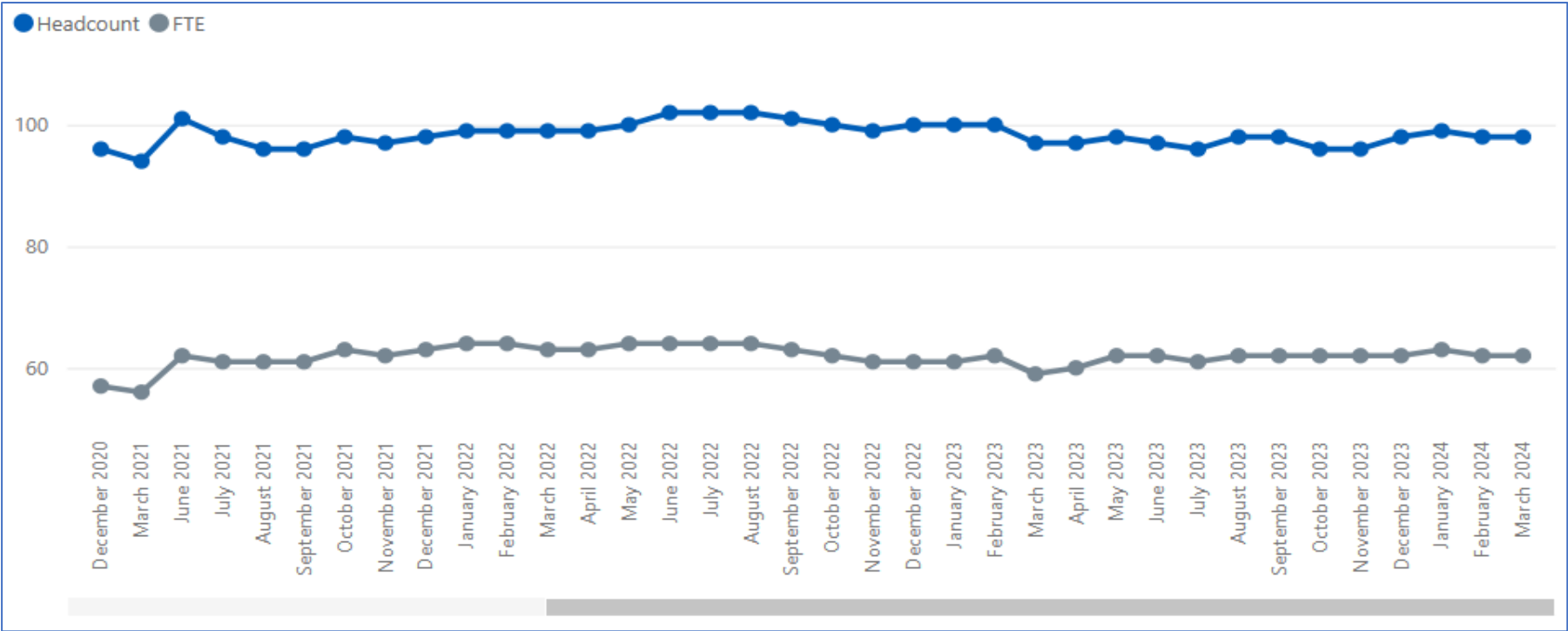
Basildon & Brentwood Demographics – Headcount and FTE



Basildon & Brentwood GP Trends – Headcount and FTE



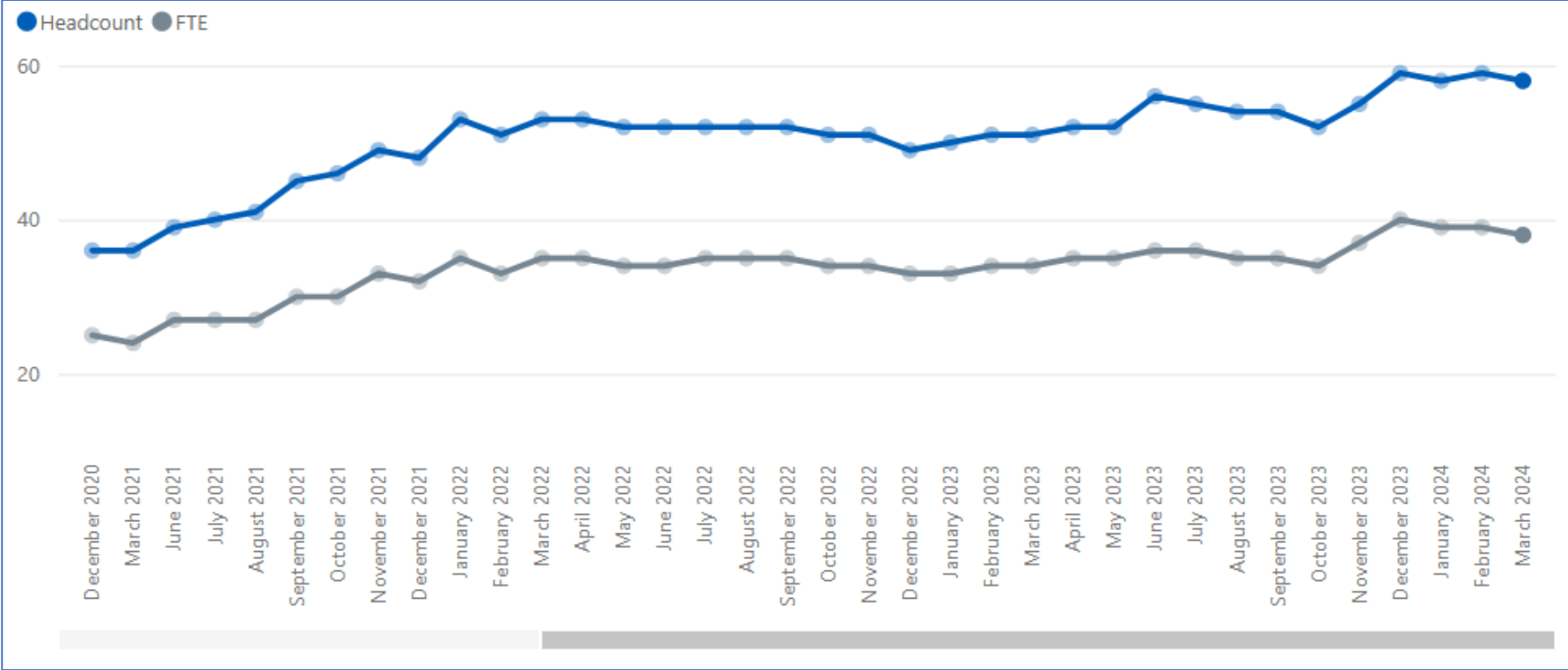
Basildon & Brentwood Nurses Trends – Headcount and FTE



Head Count
98

FTE
62

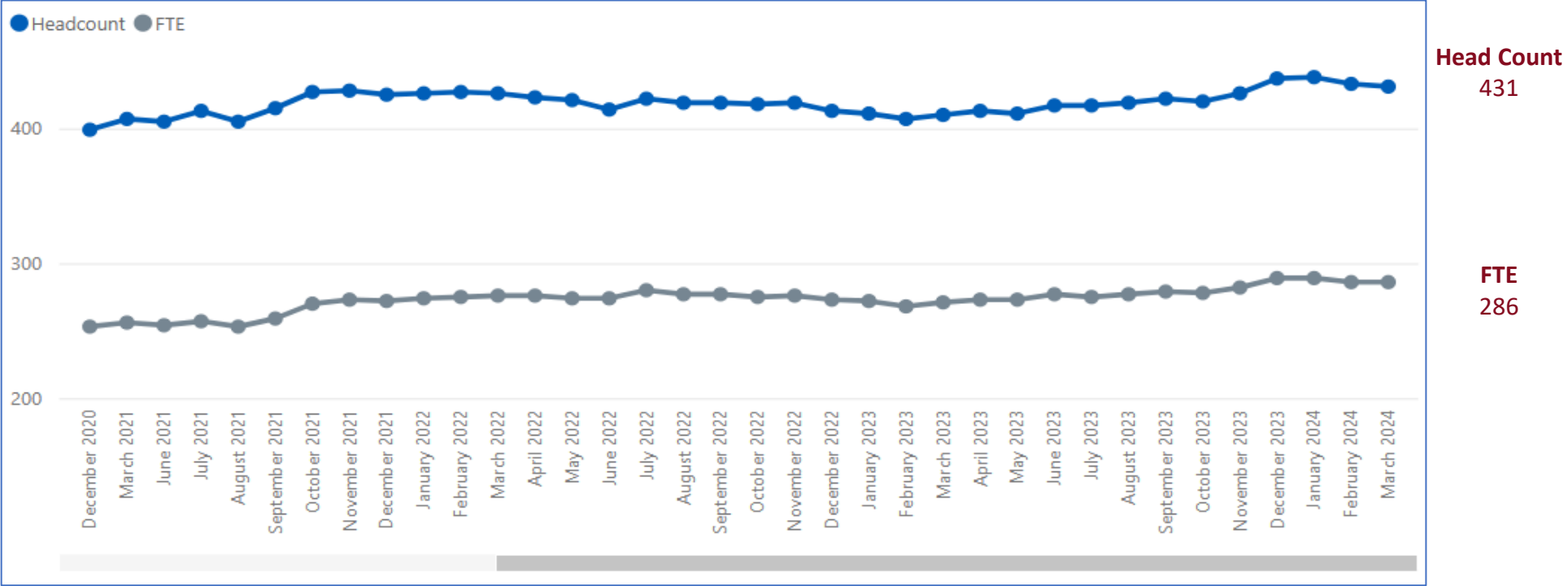
Basildon & Brentwood Direct Patient Care Trends – Headcount and FTE



Head Count
58

FTE
38

Basildon & Brentwood Essex Administration/Non-Clinical Trends – Headcount and FTE



Thurrock GP Practices Workforce Information

March 2024

Thurrock Workforce Roles in Primary Care – Headcount and FTE



Doctors

GP Partners: HC = 41 FTE = 39	GP Regular Locums: HC = 18 FTE = 11	GP Retainers: HC = 1 FTE = 1	GPs in Training Grades: HC = 14 FTE = 13	Salaried GPs: HC = 23 FTE = 16
---	---	--	---	---

Key
 HC = Head Count
 FTE = Full-Time Equivalent



Nurses

Advanced Nurse Practitioners: HC = 13 FTE = 10	Extended Role Practice Nurses: HC = 1 FTE = 1	Nurse Dispensers: HC = 0 FTE = 0	Nurse Specialists: HC = 0 FTE = 0	Nursing Partners: HC = 0 FTE = 0	Other Nurses: HC = 0 FTE = 0	Practice Nurses: HC = 42 FTE = 29	Trainee Nurses: HC = 1 FTE = 1
---	--	---	--	---	---	--	---



Direct Patient Care

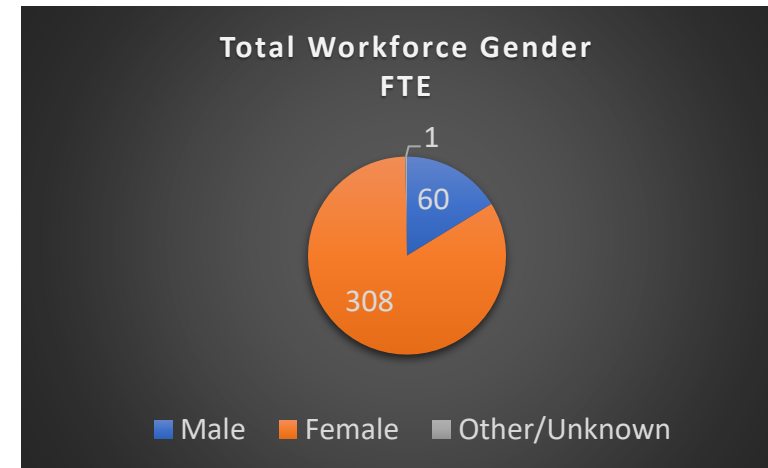
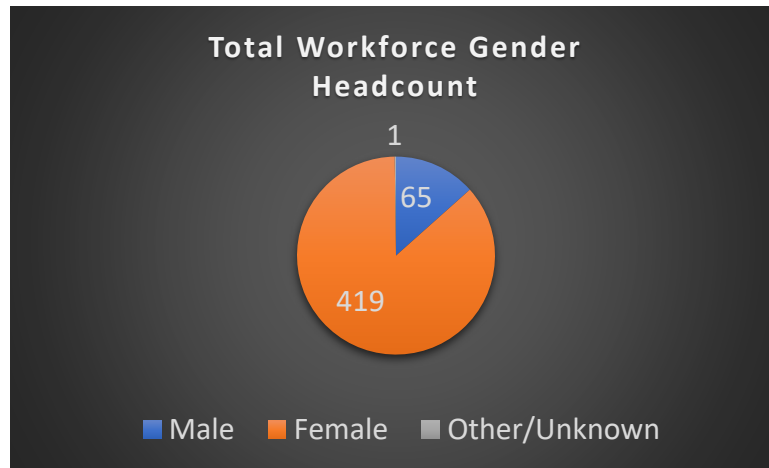
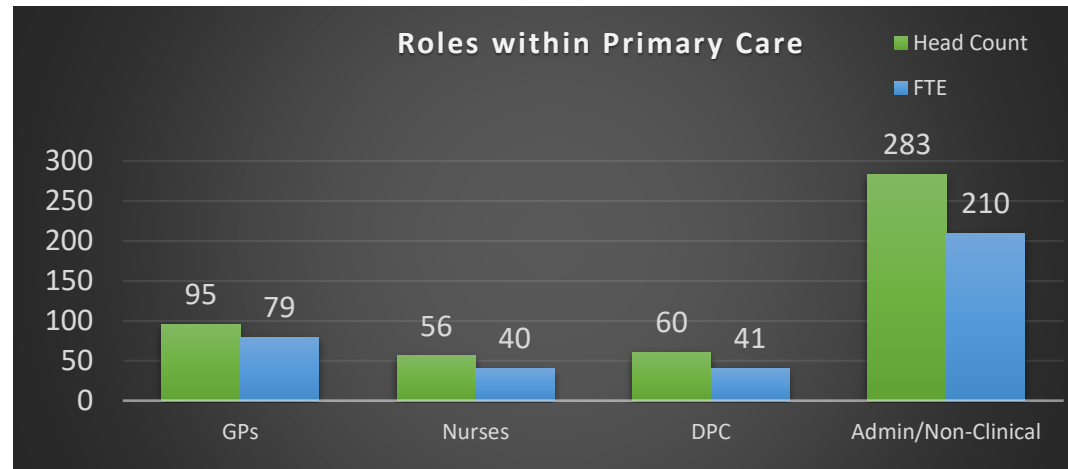
Advanced Paramedic Practitioners: HC = 0 FTE = 0	Advanced Pharmacist Practitioners: HC = 1 FTE = 0	Advanced Physiotherapist Practitioners: HC = 0 FTE = 0	Apprentices: HC = 2 FTE = 2	Dispensers: HC = 10 FTE = 8	Health Support Workers: HC = 0 FTE = 0	Health Care Assistants: HC = 18 FTE = 11
Nursing Associates: HC = 3 FTE = 1	Other Direct Patient Care: HC = 5 FTE = 2	Paramedics: HC = 0 FTE = 0	Pharmacists: HC = 10 FTE = 8	Pharmacy Technicians: HC = 0 FTE = 0	Phlebotomists: HC = 3 FTE = 2	Physician Associates: HC = 8 FTE = 6
Physiotherapists: HC = 0 FTE = 0	Social Prescribing Link Workers: HC = 0 FTE = 0	Therapists: HC = 0 FTE = 0				



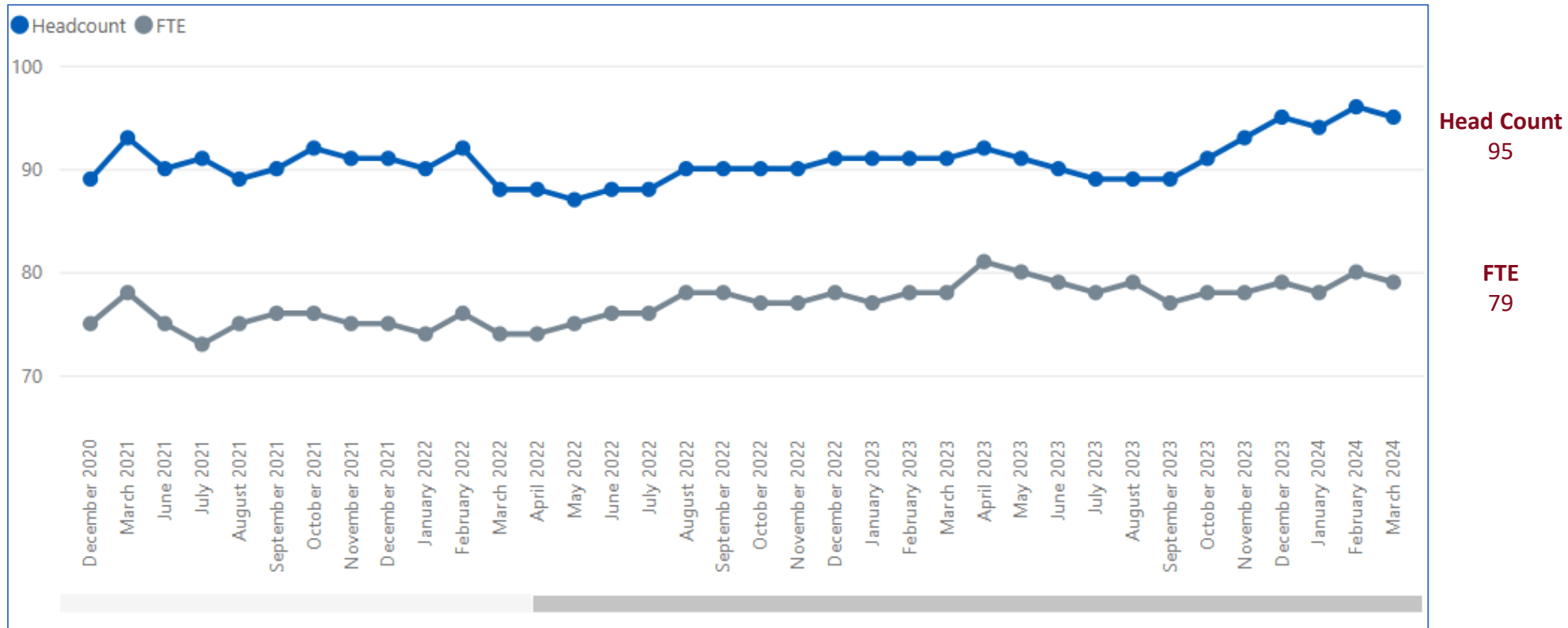
Administration

Apprentices: HC = 1 FTE = 1	Digital & Transformation Leads: HC = 1 FTE = 0	Estates & Ancillary: HC = 2 FTE = 1	Management Partners: HC = 7 FTE = 6	Managers: HC = 32 FTE = 27	Medical Secretaries: HC = 19 FTE = 14	Other Admin/Non- clinical: HC = 41 FTE = 32	Receptionists: HC = 184 FTE = 128	Telephonists: HC = 0 FTE = 0
---	--	--	--	--	--	--	---	--

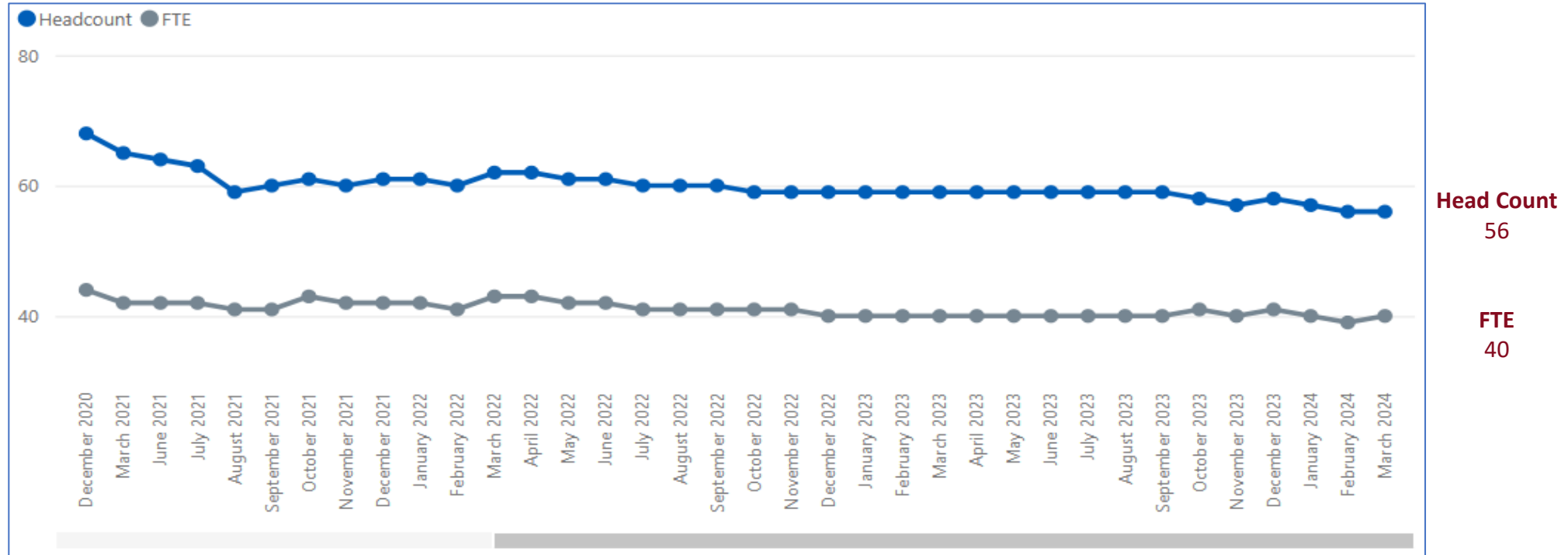
Thurrock Demographics – Headcount and FTE



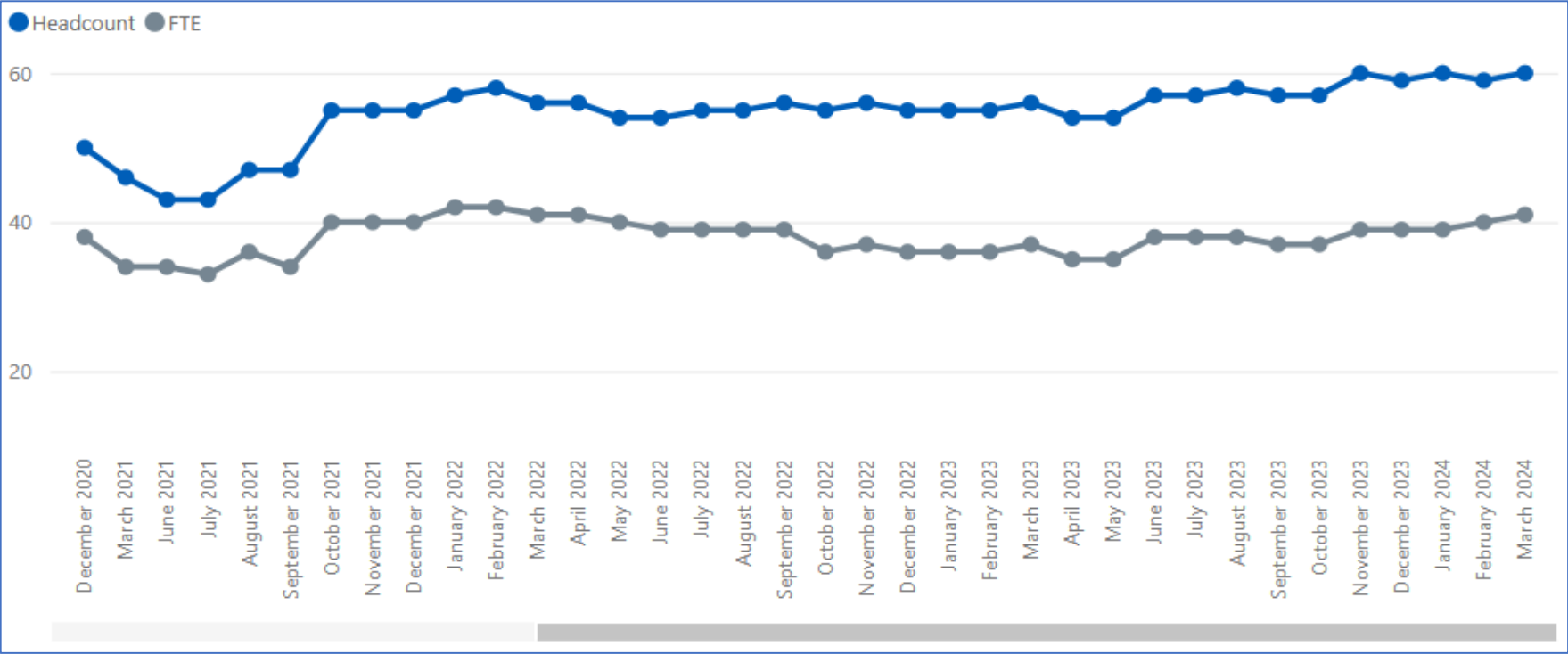
Thurrock GP Trends – Headcount and FTE



Thurrock Nurses Trends – Headcount and FTE



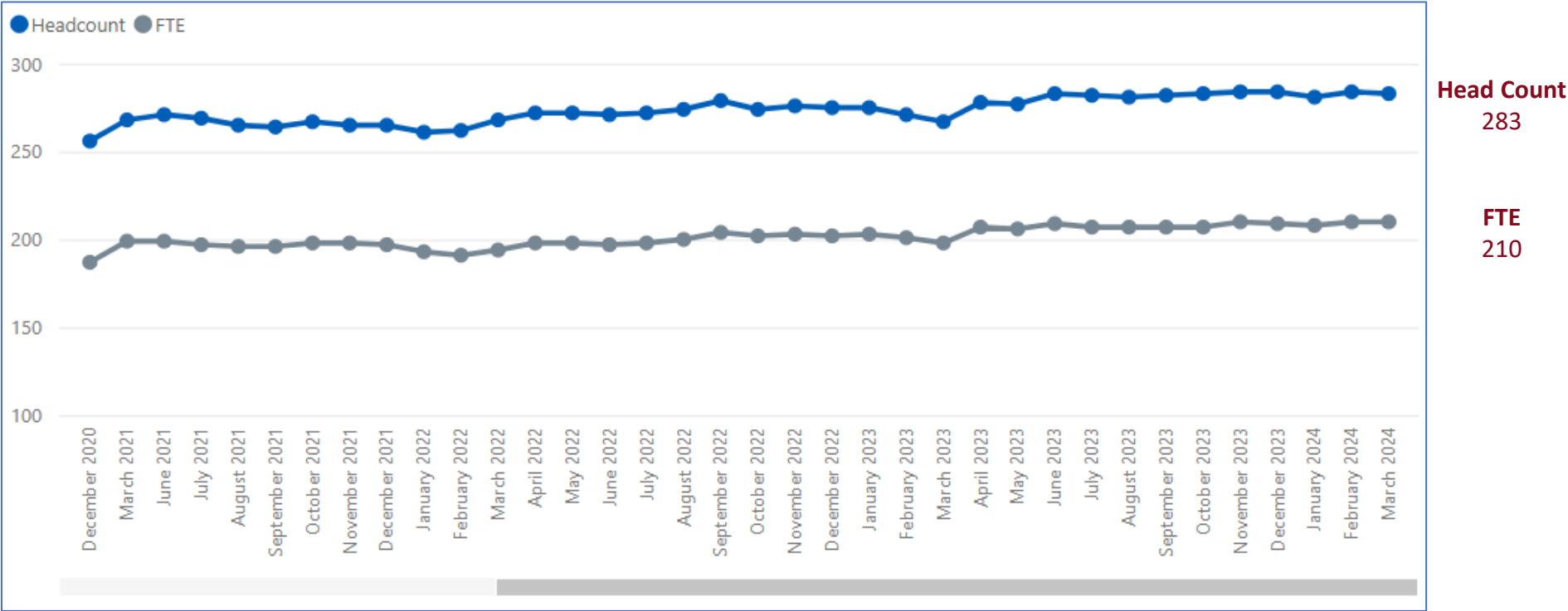
Thurrock Direct Patient Care Trends – Headcount and FTE



Head Count
60

FTE
41

Thurrock Administration/Non-Clinical Trends – Headcount and FTE



**Castle Point & Rochford (CPR)
GP Practices
Workforce Information**

March 2024

CPR Workforce Roles in Primary Care – Headcount and FTE



GP Partners: HC = 57 FTE = 57	GP Regular Locums: HC = 12 FTE = 6	GP Retainers: HC = 0 FTE = 0	GPs in Training Grades: HC = 27 FTE = 27	Salaried GPs: HC = 24 FTE = 20
---	--	--	---	--

Key
HC = Head Count
FTE = Full-Time Equivalent



Advanced Nurse Practitioners: HC = 15 FTE = 11	Extended Role Practice Nurses: HC = 1 FTE = 1	Nurse Dispensers: HC = 1 FTE = 0	Nurse Specialists: HC = 1 FTE = 1	Nursing Partners: HC = 0 FTE = 0	Other Nurses: HC = 0 FTE = 0	Practice Nurses: HC = 37 FTE = 24	Trainee Nurses: HC = 0 FTE = 0
--	---	--	---	--	--	---	--

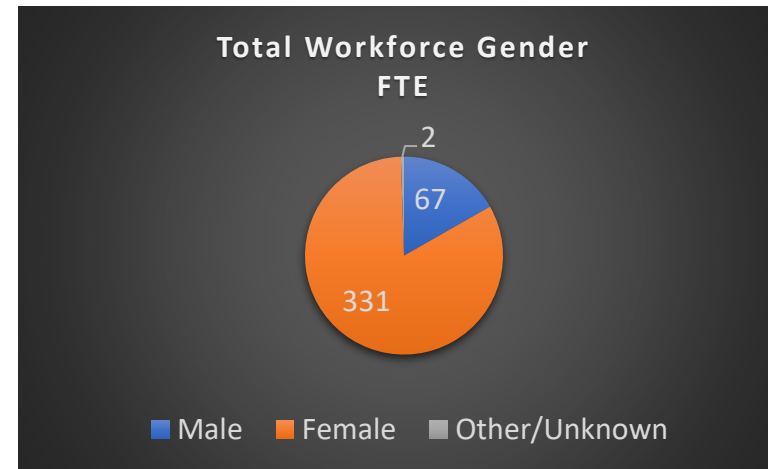
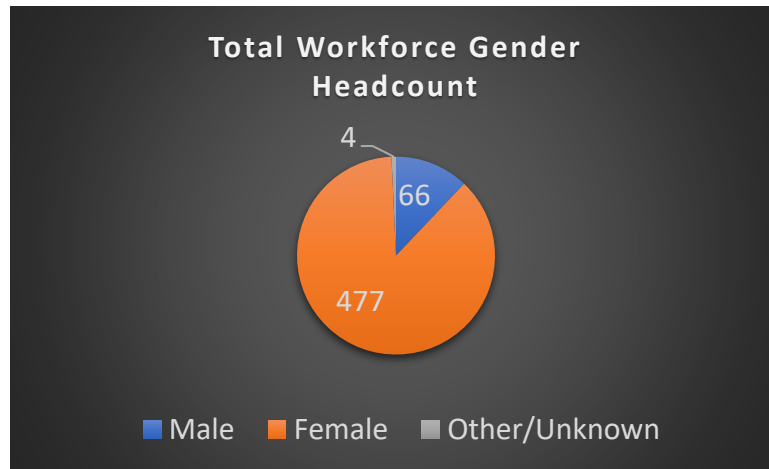
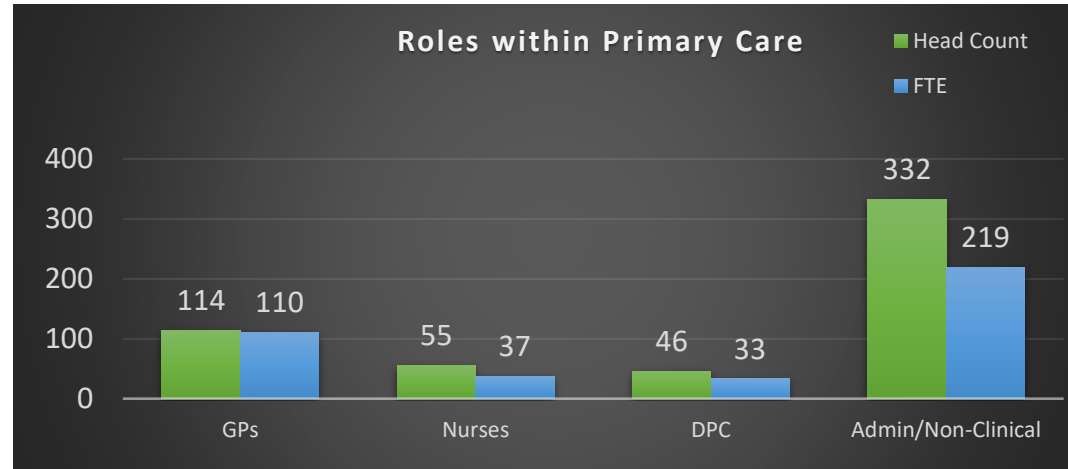


Advanced Paramedic Practitioners: HC = 1 FTE = 1	Advanced Pharmacist Practitioners: HC = 1 FTE = 0	Advanced Physiotherapist Practitioners: HC = 0 FTE = 0	Apprentices: HC = 0 FTE = 0	Dispensers: HC = 0 FTE = 0	Health Support Workers: HC = 0 FTE = 0	Health Care Assistants: HC = 24 FTE = 18
Nursing Associates: HC = 2 FTE = 1	Other Direct Patient Care: HC = 1 FTE = 1	Paramedics: HC = 1 FTE = 1	Pharmacists: HC = 3 FTE = 2	Pharmacy Technicians: HC = 0 FTE = 0	Phlebotomists: HC = 11 FTE = 6	Physician Associates: HC = 1 FTE = 1
Physiotherapists: HC = 1 FTE = 1	Social Prescribing Link Workers: HC = 0 FTE = 0	Therapists: HC = 0 FTE = 0				

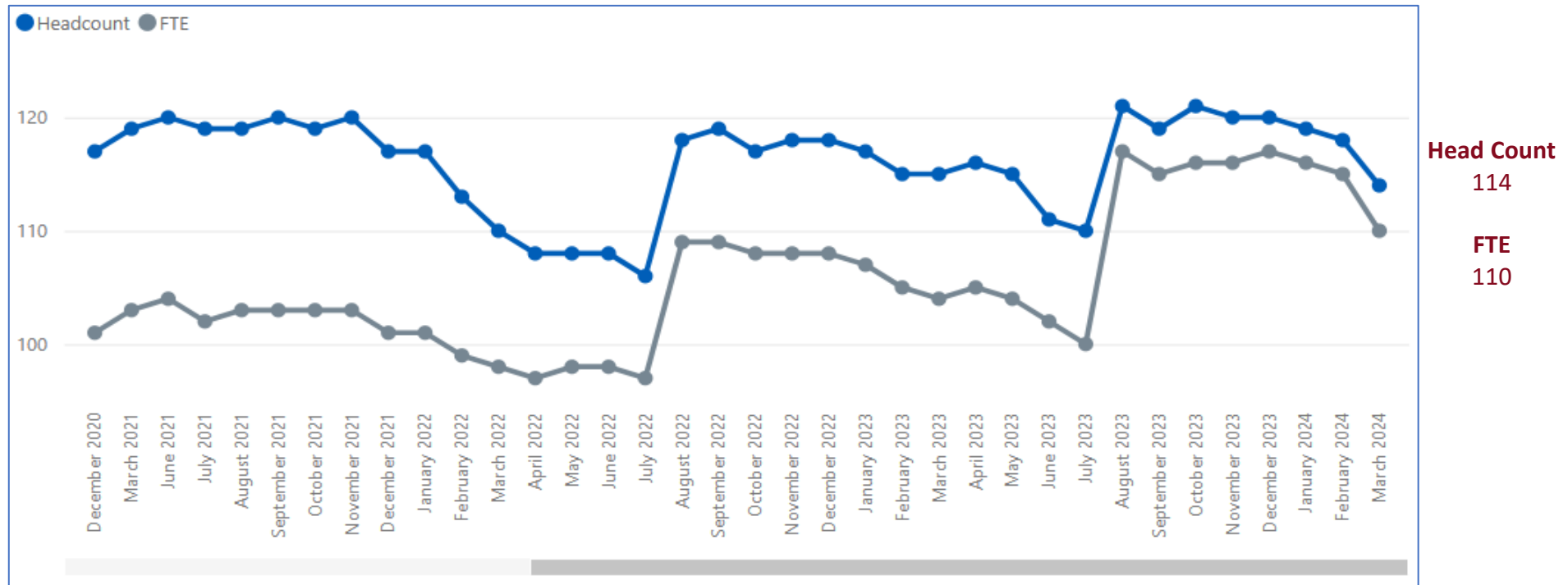


Apprentices: HC = 1 FTE = 1	Estates & Ancillary: HC = 2 FTE = 2	Management Partners: HC = 2 FTE = 2	Managers: HC = 25 FTE = 23	Medical Secretaries: HC = 24 FTE = 18	Other Admin/Non-clinical: HC = 57 FTE = 40	Receptionists: HC = 221 FTE = 133	Telephonists: HC = 1 FTE = 1
---	---	---	--	---	--	---	--

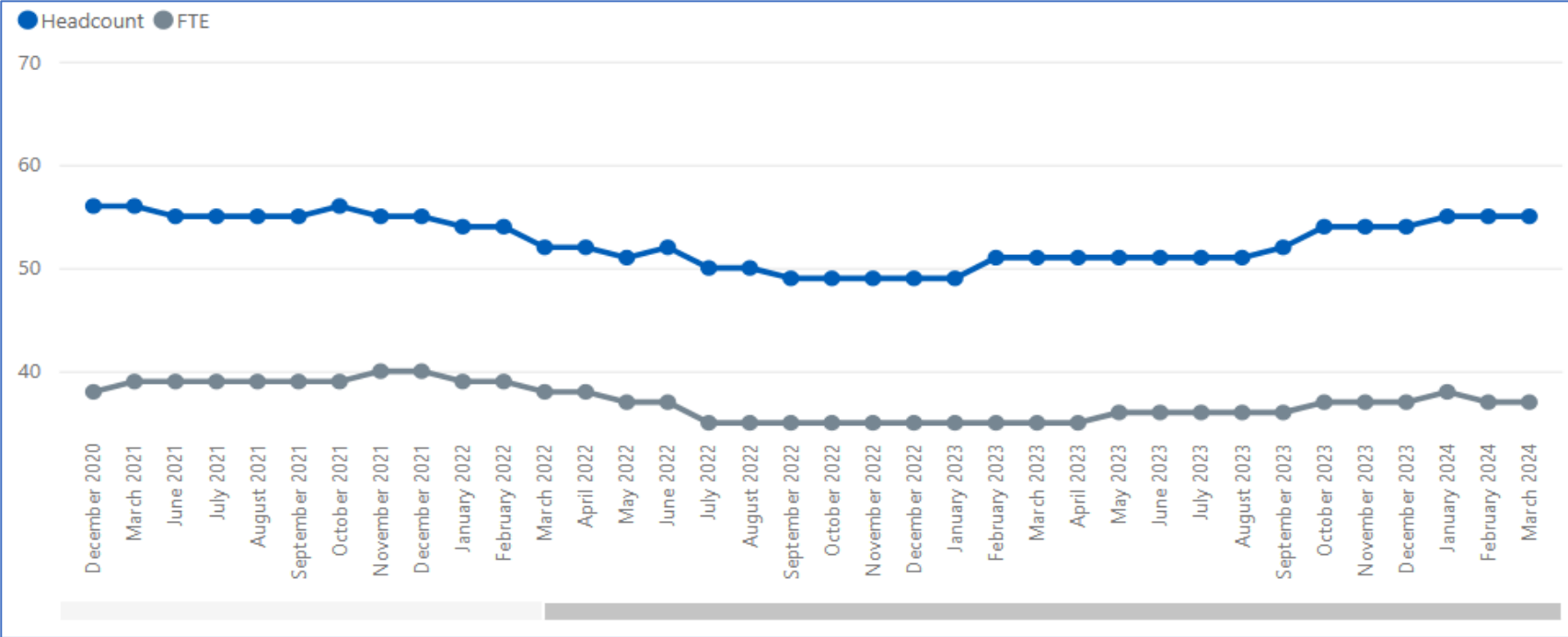
CPR Demographics – Headcount and FTE



CPR GP Trends – Headcount and FTE



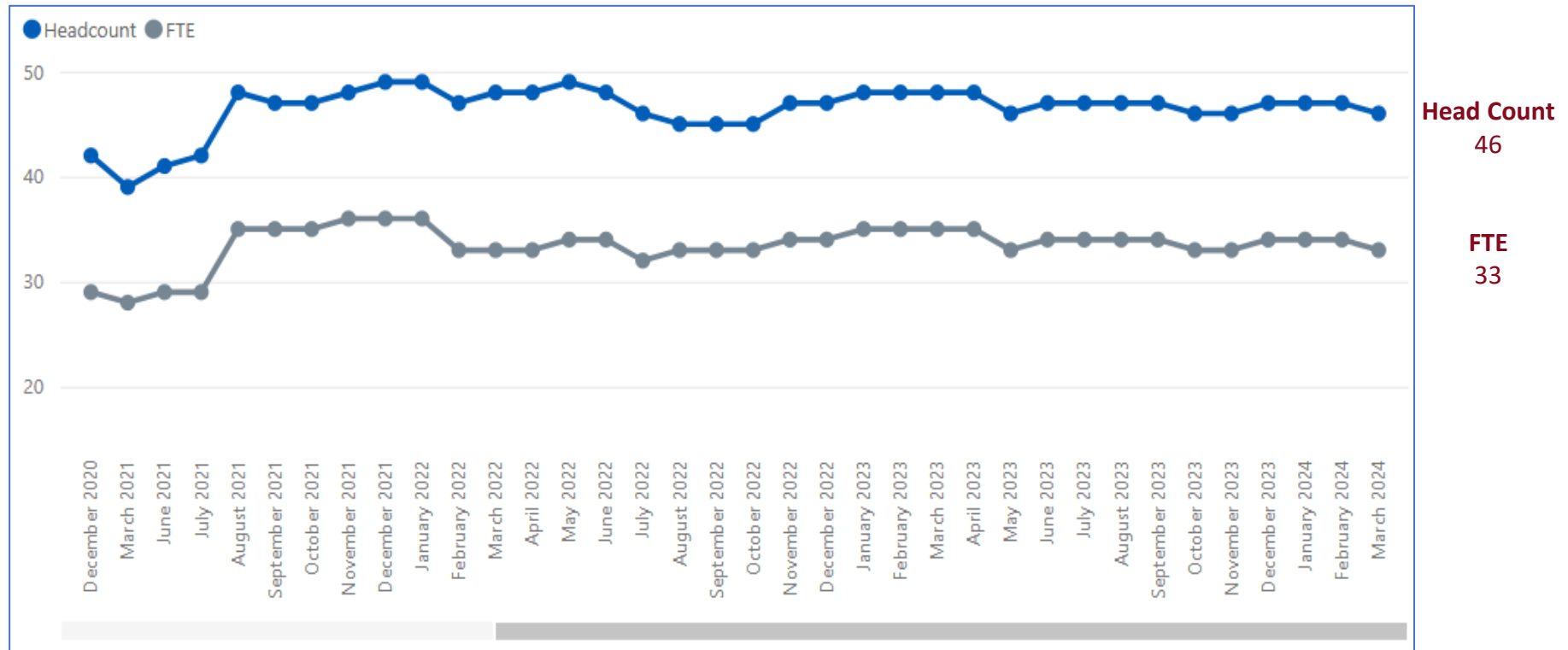
CPR Nurses Trends – Headcount and FTE



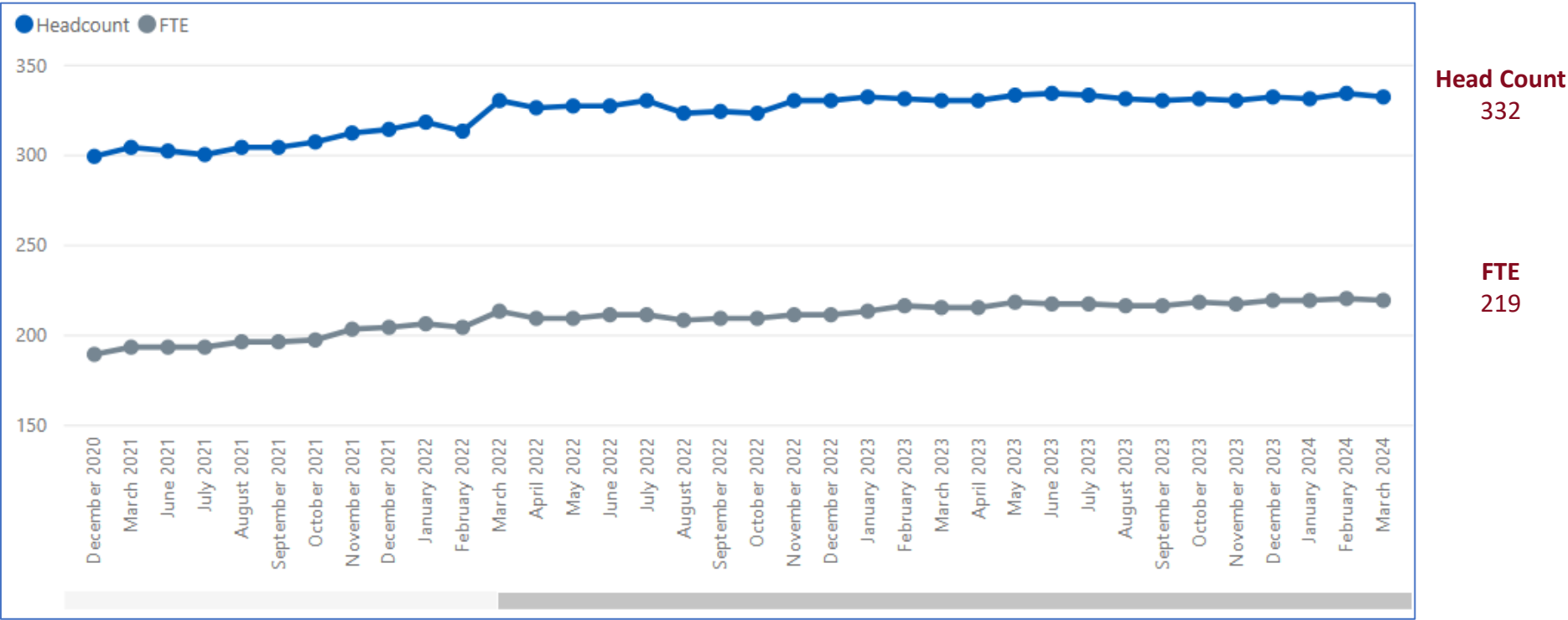
Head Count
55

FTE
37

CPR Direct Patient Care Trends – Headcount and FTE



CPR Administration/Non-Clinical Trends – Headcount and FTE



Southend GP Practices Workforce Information

March 2024

Southend Workforce Roles in Primary Care – Headcount and FTE



GP Partners:
HC = 50
FTE = 46

GP Regular Locums:
HC = 27
FTE = 9

GP Retainers:
HC = 1
FTE = 0

GPs in Training
 Grades:
HC = 25
FTE = 24

Salaried
 GPs:
HC = 41
FTE = 25

Key
 HC = Head Count
 FTE = Full-Time Equivalent



Advanced Nurse
 Practitioners:
HC = 23
FTE = 17

Extended Role
 Practice Nurses:
HC = 3
FTE = 2

Nurse
 Dispensers:
HC = 0
FTE = 0

Nurse
 Specialists:
HC = 2
FTE = 1

Nursing
 Partners:
HC = 0
FTE = 0

Other
 Nurses:
HC = 3
FTE = 2

Practice
 Nurses:
HC = 53
FTE = 29

Trainee
 Nurses:
HC = 1
FTE = 1



Advanced Paramedic
 Practitioners:
HC = 0
FTE = 0

Advanced Pharmacist
 Practitioners:
HC = 1
FTE = 1

Advanced Physiotherapist
 Practitioners:
HC = 0
FTE = 0

Apprentices:
HC = 0
FTE = 0

Dispensers:
HC = 1
FTE = 1

General Practice
 Assistants:
HC = 0
FTE = 0

Health Support
 Workers:
HC = 2
FTE = 2

Health Care
 Assistants:
HC = 29
FTE = 16

Nursing
 Associates:
HC = 0
FTE = 0

Other Direct
 Patient Care:
HC = 0
FTE = 0

Paramedics:
HC = 3
FTE = 3

Pharmacists:
HC = 10
FTE = 8

Pharmacy
 Technicians:
HC = 0
FTE = 0

Phlebotomists:
HC = 0
FTE = 0

Physician
 Associates:
HC = 8
FTE = 7

Physiotherapists:
HC = 2
FTE = 2

Podiatrists:
HC = 1
FTE = 1

Social Prescribing
 Link Workers:
HC = 0
FTE = 0

Therapists:
HC = 0
FTE = 0



Apprentices:
HC = 2
FTE = 2

Estates
 & Ancillary:
HC = 3
FTE = 2

Management
 Partners:
HC = 0
FTE = 0

Managers:
HC = 40
FTE = 33

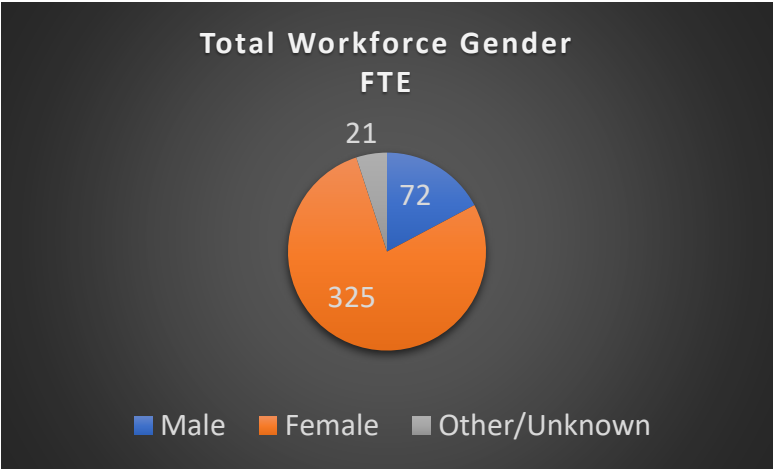
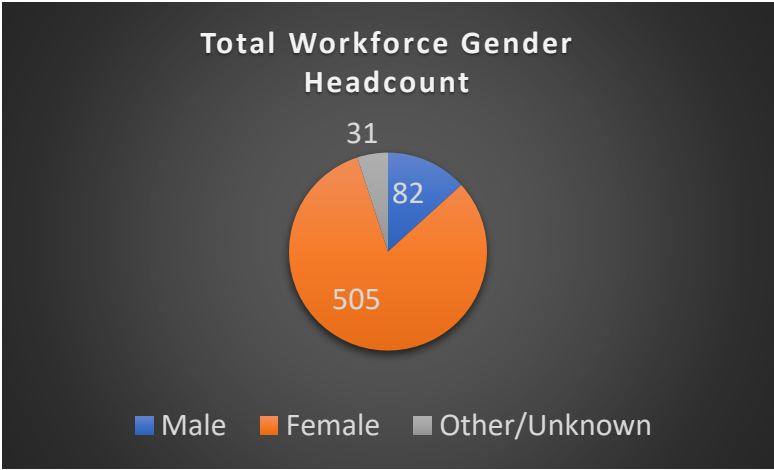
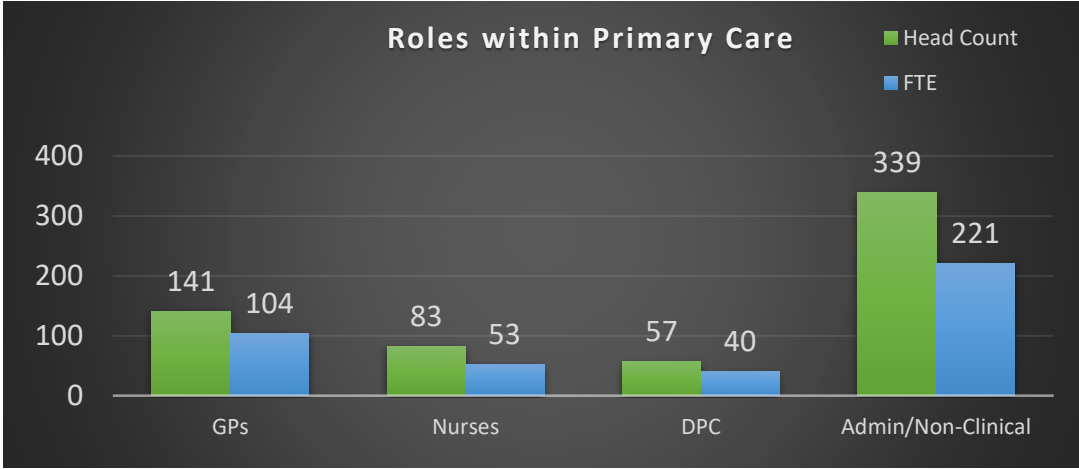
Medical
 Secretaries:
HC = 32
FTE = 20

Other Admin/Non-
 clinical:
HC = 57
FTE = 41

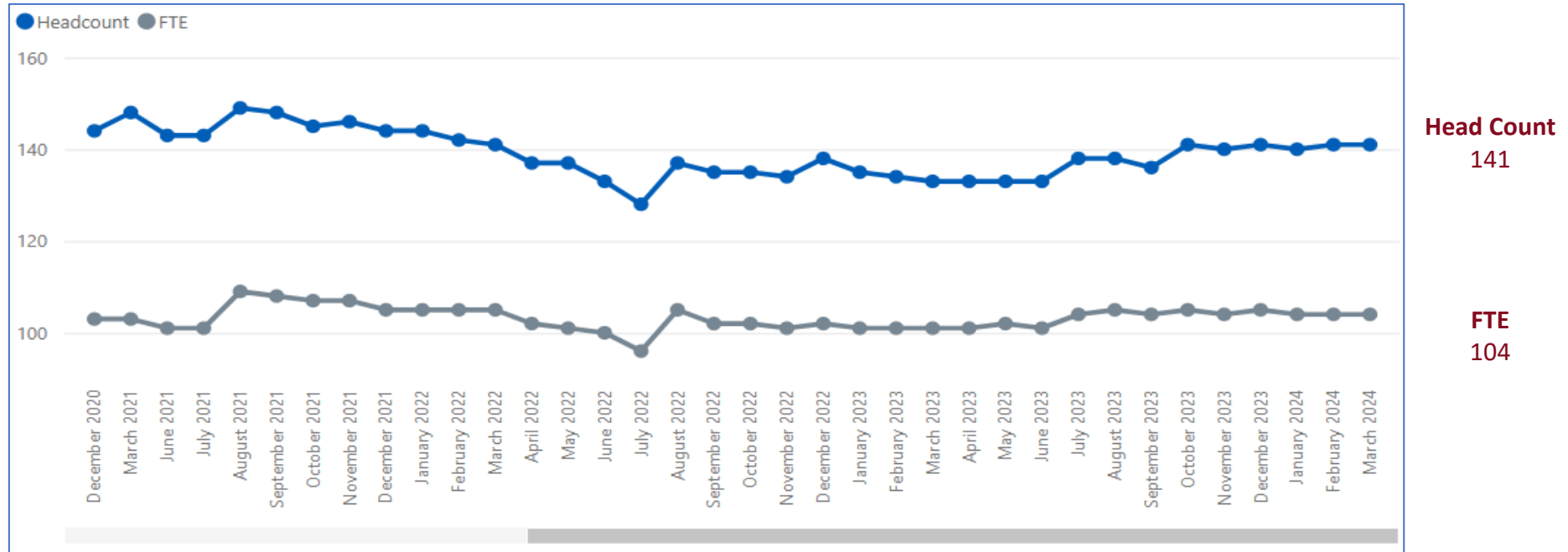
Receptionists:
HC = 204
FTE = 123

Telephonists:
HC = 1
FTE = 1

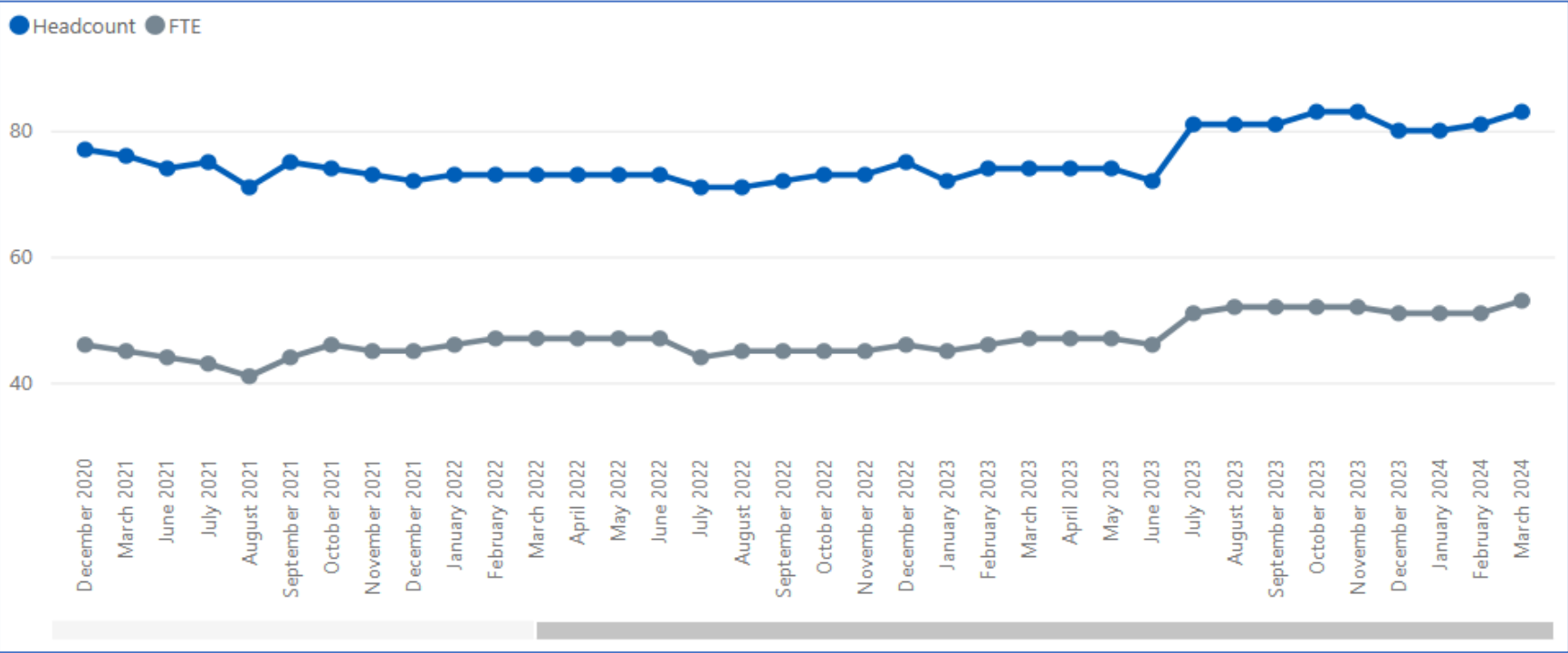
Southend Demographics – Headcount and FTE



Southend GP Trends – Headcount and FTE



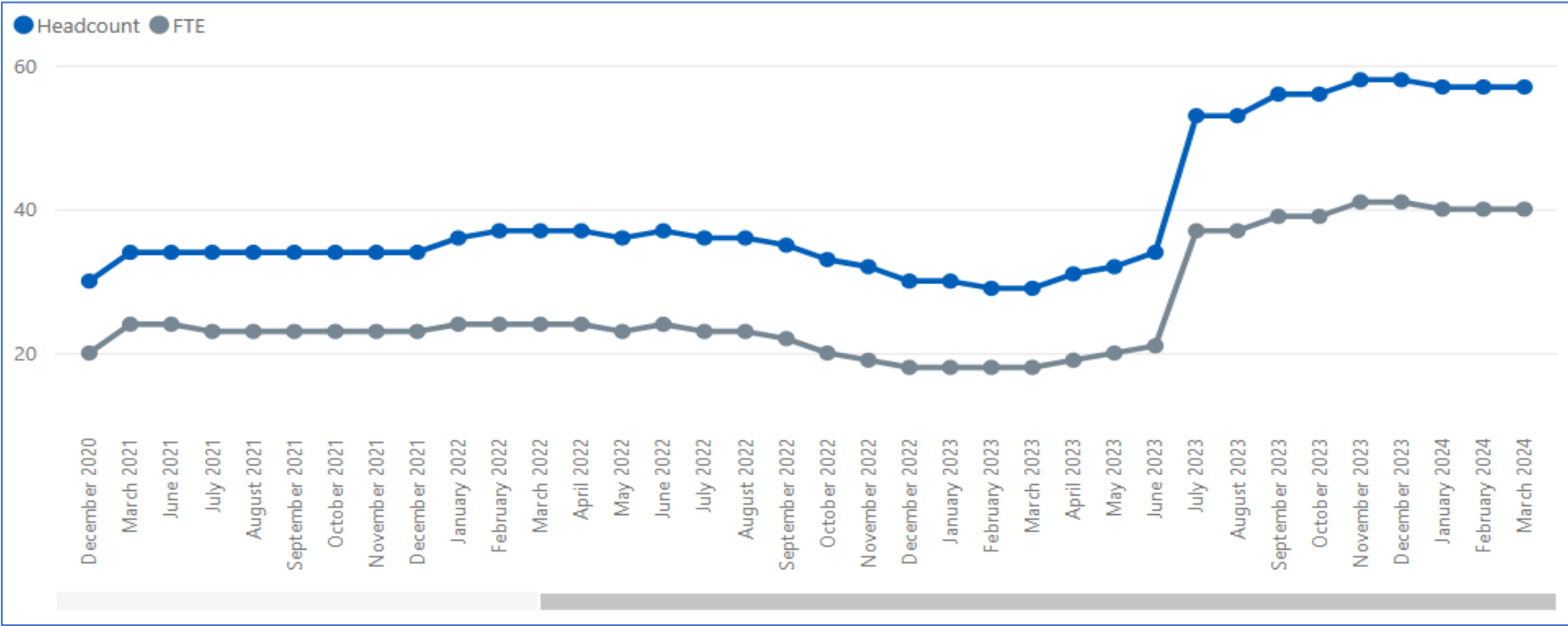
Southend Nurses Trends – Headcount and FTE



Head Count
83

FTE
53

Southend Direct Patient Care Trends – Headcount and FTE



Head Count
57

FTE
40

Southend Administration/Non-Clinical Trends – Headcount and FTE

