

Essex  
GP Practices  
Workforce Information

**April 2024**

# Index

3	Summary
4	Essex Overall
11	North East Essex
18	West Essex
25	Mid Essex
32	Basildon & Brentwood
39	Thurrock
46	Castle Point & Rochford
53	Southend

# Summary

- The first part of this report presents data for GPs, Nurses, Direct Patient Care and Admin/Non-Clinical staff working in Primary Care in Essex
- It is a snapshot of the Essex Primary Care workforce for April 2024
- Full Time Equivalent (FTE) is a standardised measure, 1.0 FTE equates to full-time work of 37.5 hours per week
- Headcount is the number of people working in a role
- NHS Digital is the source of the information

# Essex GP Practices Workforce Information

**April 2024**

# Essex Workforce Roles in Primary Care – Headcount and FTE



Doctors

GP Partners: <b>HC = 541</b> <b>FTE = 504</b>	GP Regular Locums: <b>HC = 89</b> <b>FTE = 40</b>	GP Retainers: <b>HC = 10</b> <b>FTE = 4</b>	GPs in Training Grades: <b>HC = 260</b> <b>FTE = 243</b>	Salaried GPs: <b>HC = 356</b> <b>FTE = 227</b>
---	---	---	---	--

**Key**  
 HC = Head Count  
 FTE = Full-Time Equivalent



Nurses

Advanced Nurse Practitioners: <b>HC = 201</b> <b>FTE = 155</b>	Extended Role Practice Nurses: <b>HC = 15</b> <b>FTE = 10</b>	Nurse Dispensers: <b>HC = 3</b> <b>FTE = 2</b>	Nurse Specialists: <b>HC = 13</b> <b>FTE = 9</b>	Nursing Partners: <b>HC = 1</b> <b>FTE = 1</b>	Other Nurses: <b>HC = 11</b> <b>FTE = 7</b>	Practice Nurses: <b>HC = 484</b> <b>FTE = 323</b>	Trainee Nurses: <b>HC = 4</b> <b>FTE = 3</b>
--	---	--	--	--	---	---	--



Direct Patient Care

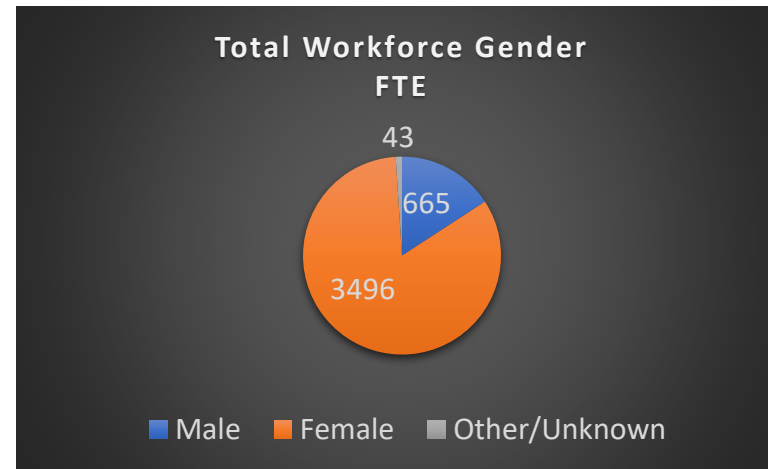
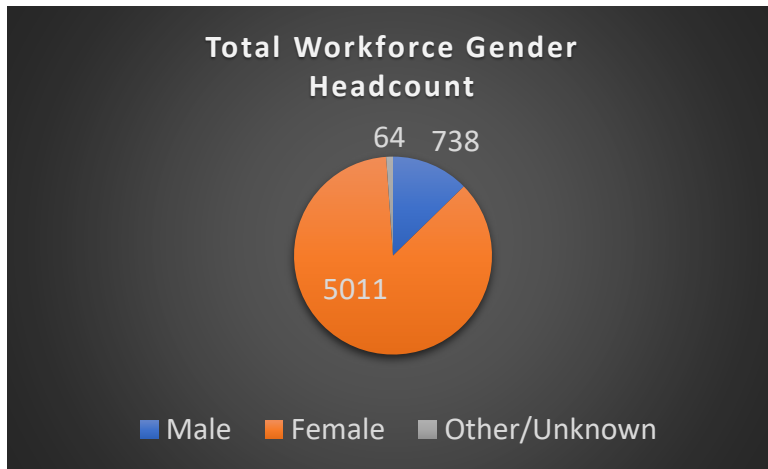
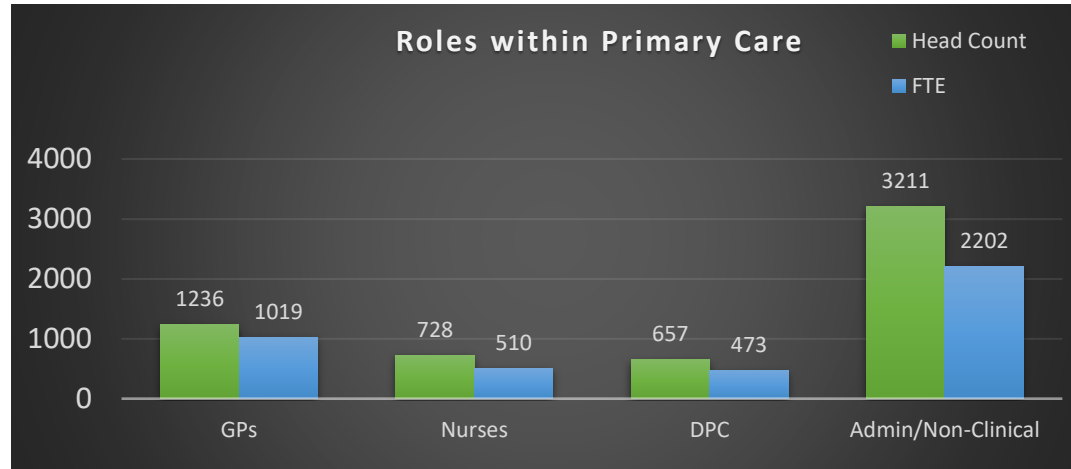
Advanced Paramedic Practitioners: <b>HC = 10</b> <b>FTE = 9</b>	Advanced Pharmacist Practitioners: <b>HC = 13</b> <b>FTE = 10</b>	Advanced Physiotherapist Practitioners: <b>HC = 1</b> <b>FTE = 1</b>	Apprentices: <b>HC = 2</b> <b>FTE = 2</b>	Dispensers: <b>HC = 143</b> <b>FTE = 105</b>	General Practice Assistants: <b>HC = 4</b> <b>FTE = 3</b>	Health Support Workers: <b>HC = 7</b> <b>FTE = 5</b>
Health Care Assistants: <b>HC = 276</b> <b>FTE = 189</b>	IAPT Staff: <b>HC = 0</b> <b>FTE = 0</b>	Nursing Associates: <b>HC = 8</b> <b>FTE = 4</b>	Other Direct Patient Care: <b>HC = 19</b> <b>FTE = 12</b>	Paramedics: <b>HC = 32</b> <b>FTE = 28</b>	Pharmacists: <b>HC = 69</b> <b>FTE = 50</b>	Pharmacy Technicians: <b>HC = 8</b> <b>FTE = 6</b>
Phlebotomists: <b>HC = 34</b> <b>FTE = 21</b>	Physician Associates: <b>HC = 24</b> <b>FTE = 20</b>	Physiotherapists: <b>HC = 4</b> <b>FTE = 4</b>	Podiatrists: <b>HC = 1</b> <b>FTE = 1</b>	Social Prescribing Link Workers: <b>HC = 2</b> <b>FTE = 2</b>	Therapists: <b>HC = 0</b> <b>FTE = 0</b>	Trainee Nursing Associates: <b>HC = 2</b> <b>FTE = 2</b>



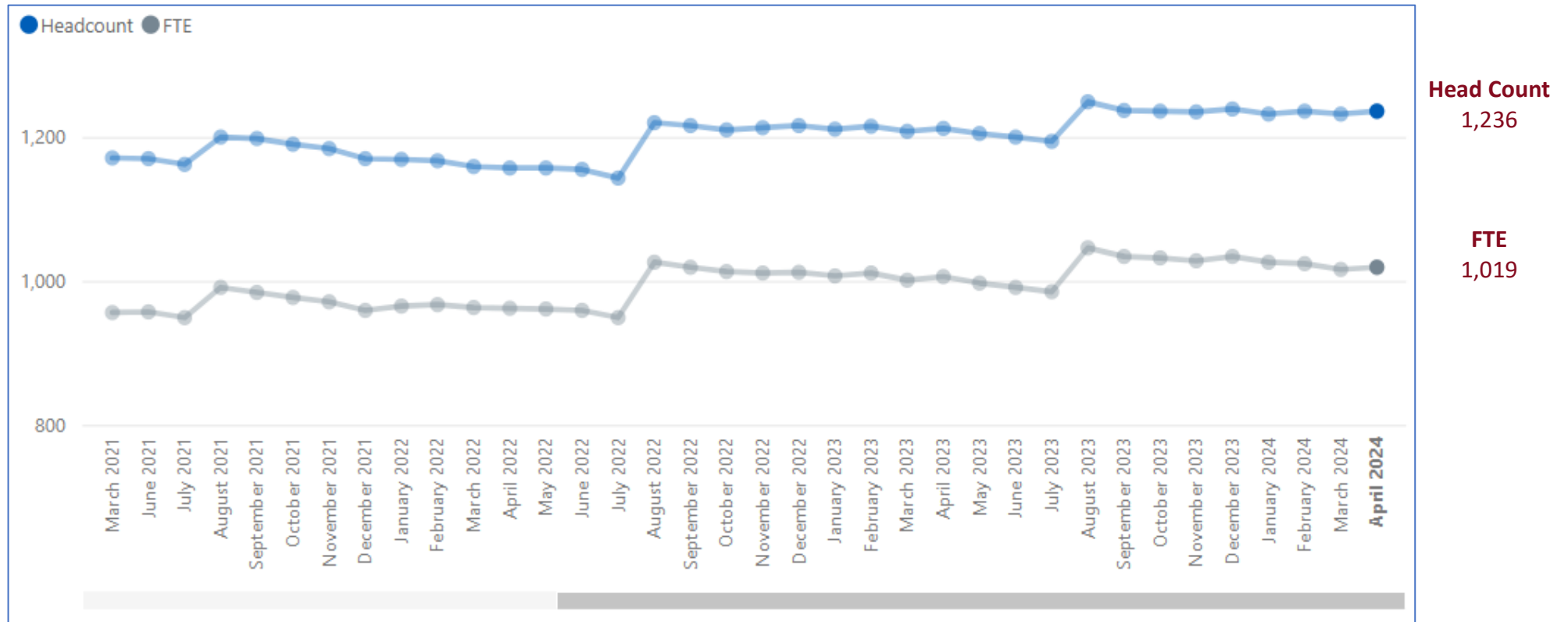
Administration

Apprentices: <b>HC = 14</b> <b>FTE = 13</b>	Digital Transformation Leads: <b>HC = 1</b> <b>FTE = 0</b>	Estates & Ancillary: <b>HC = 22</b> <b>FTE = 10</b>	Management Partners: <b>HC = 13</b> <b>FTE = 12</b>	Managers: <b>HC = 306</b> <b>FTE = 270</b>	Medical Secretaries: <b>HC = 309</b> <b>FTE = 214</b>	Other Admin/Non-clinical: <b>HC = 727</b> <b>FTE = 500</b>	Receptionists: <b>HC = 1834</b> <b>FTE = 1177</b>	Telephonists: <b>HC = 10</b> <b>FTE = 6</b>
---	--	---	---	--	---	--	---	---

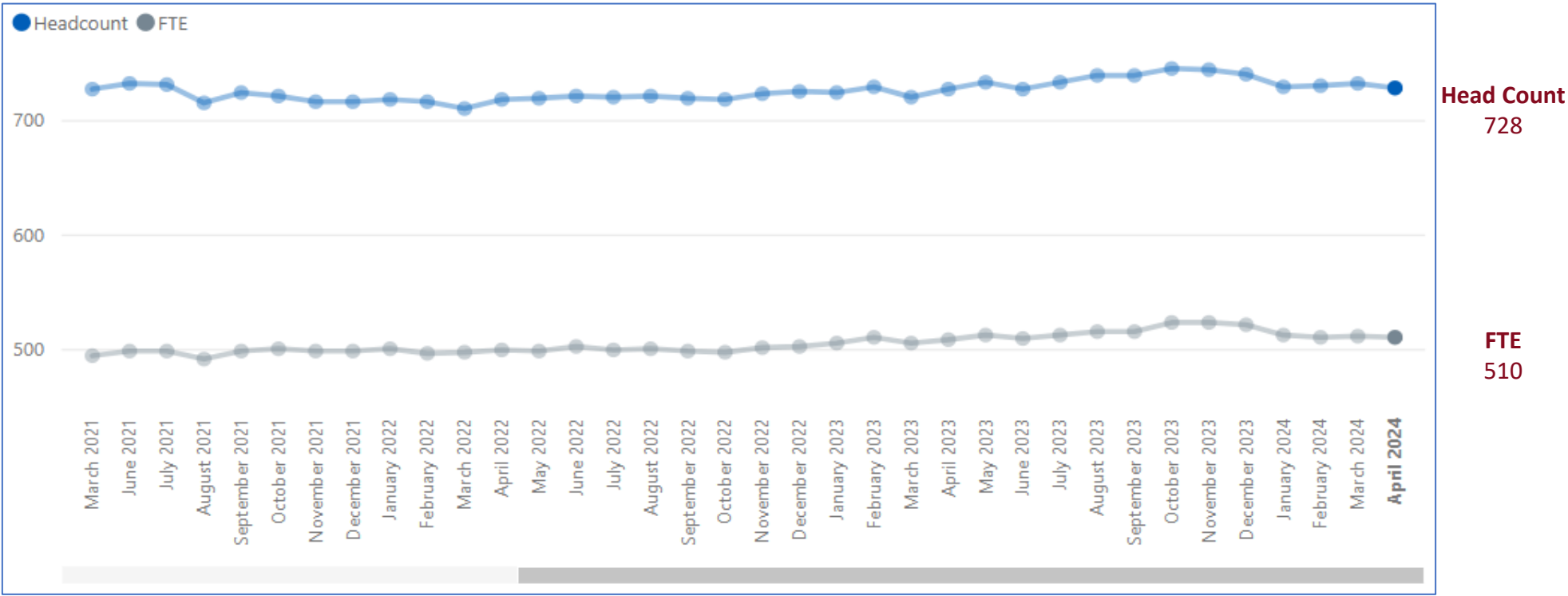
# Essex Demographics – Headcount and FTE



# Essex GP Trends – Headcount and FTE

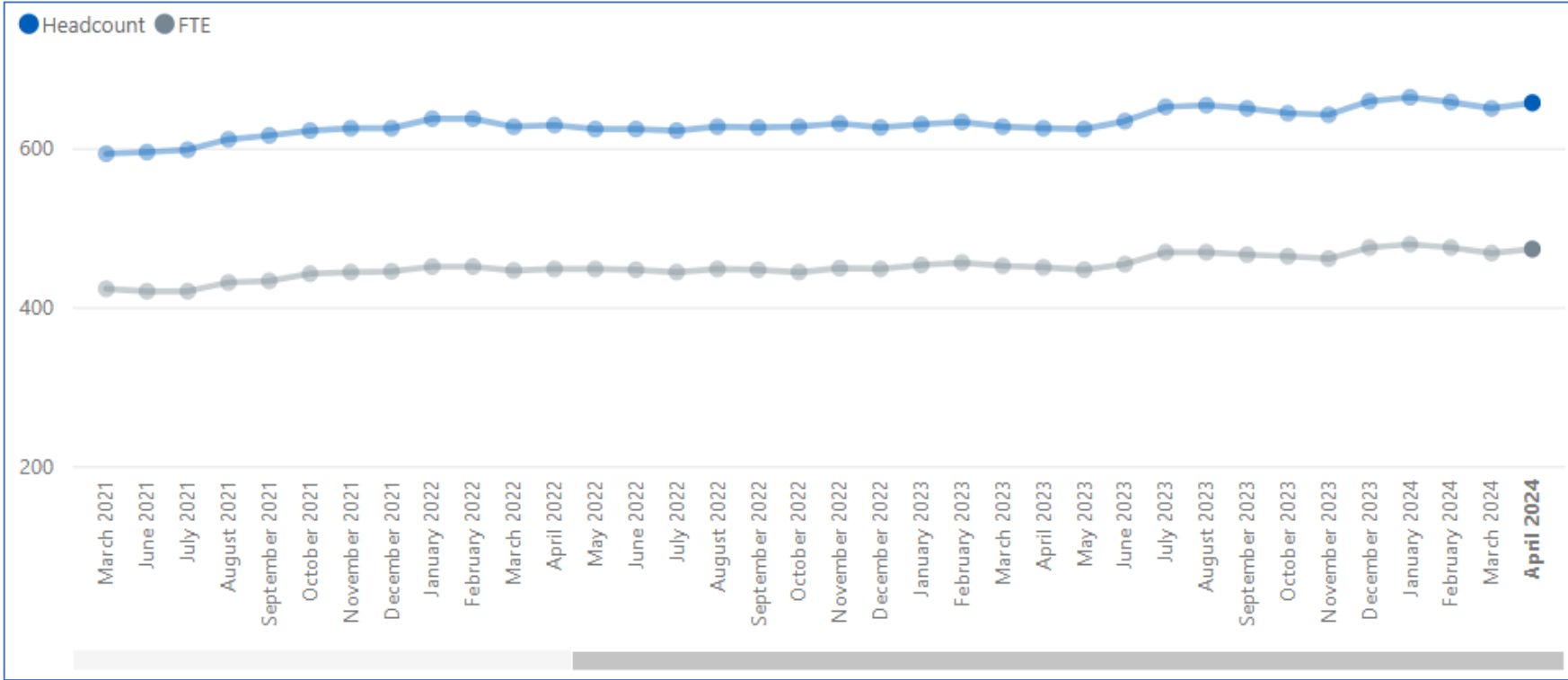


# Nurses Trends – Headcount and FTE





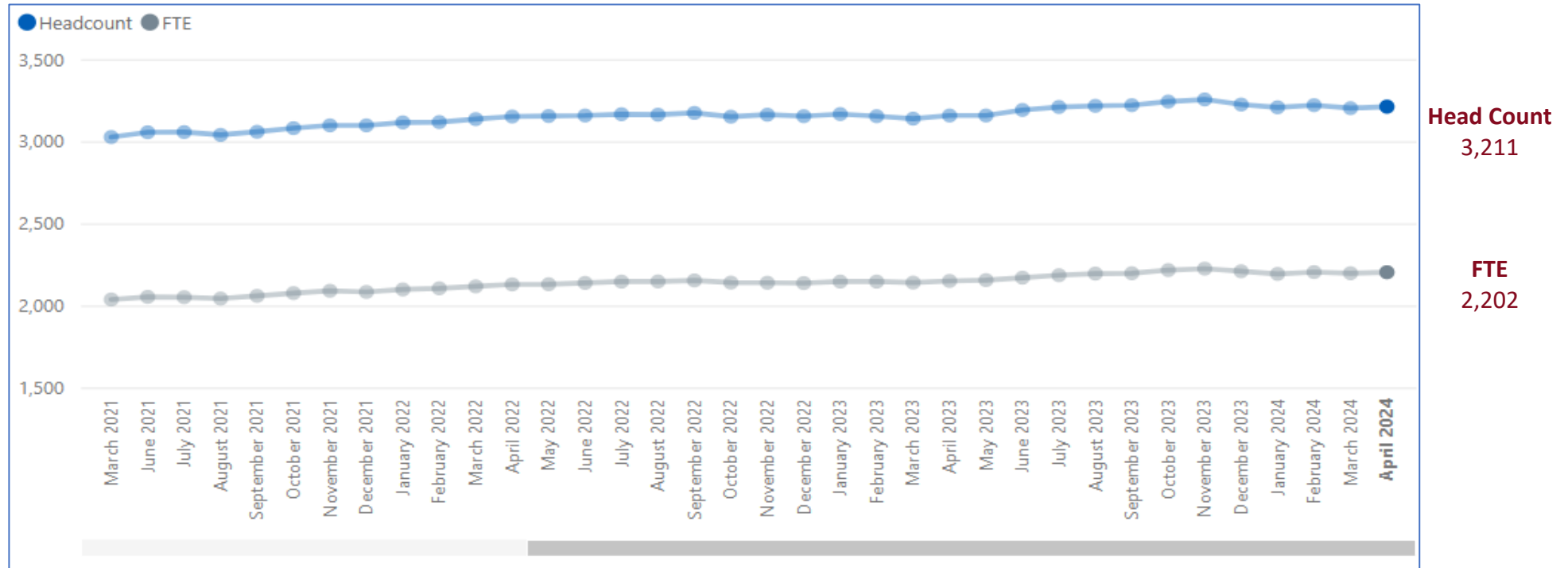
# Direct Patient Care Trends – Headcount and FTE



Head Count  
657

FTE  
473

# Administration/Non-Clinical Trends – Headcount and FTE



# North East Essex GP Practices Workforce Information

**April 2024**

# North East Essex Workforce Roles in Primary Care – Headcount and FTE



Doctors

GP Partners: <b>HC = 100</b> <b>FTE = 91</b>	GP Regular Locums: <b>HC = 3</b> <b>FTE = 1</b>	GP Retainers: <b>HC = 2</b> <b>FTE = 1</b>	GPs in Training Grades: <b>HC = 42</b> <b>FTE = 38</b>	Salaried GPs: <b>HC = 64</b> <b>FTE = 45</b>
--	---	--	---	--

**Key**  
HC = Head Count  
FTE = Full-Time Equivalent



Nurses

Advanced Nurse Practitioners: <b>HC = 66</b> <b>FTE = 51</b>	Extended Role Practice Nurses: <b>HC = 7</b> <b>FTE = 4</b>	Nurse Dispensers: <b>HC = 1</b> <b>FTE = 1</b>	Nurse Specialists: <b>HC = 9</b> <b>FTE = 7</b>	Nursing Partners: <b>HC = 0</b> <b>FTE = 0</b>	Other Nurses: <b>HC = 3</b> <b>FTE = 2</b>	Practice Nurses: <b>HC = 100</b> <b>FTE = 74</b>	Trainee Nurses: <b>HC = 0</b> <b>FTE = 0</b>
--	---	--	---	--	--	--	--



Direct Patient Care

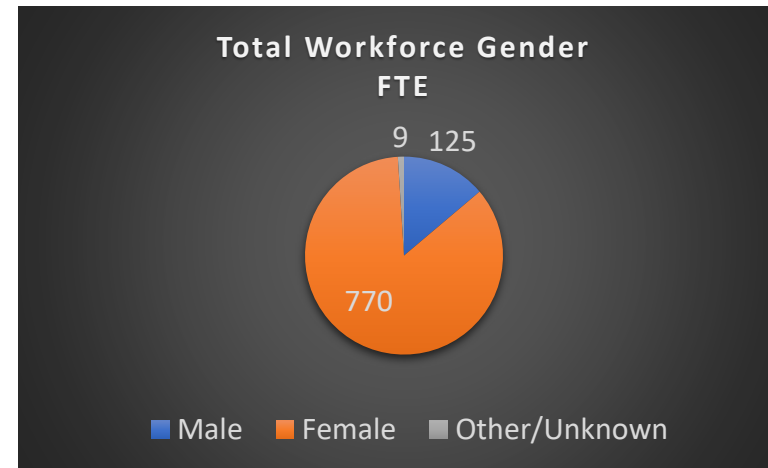
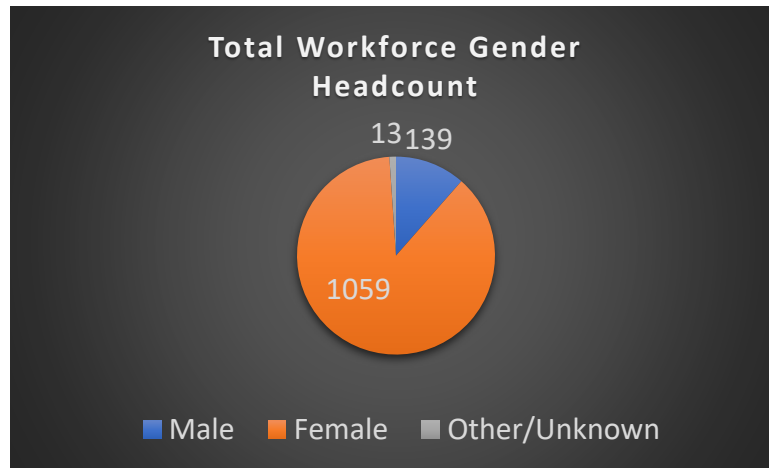
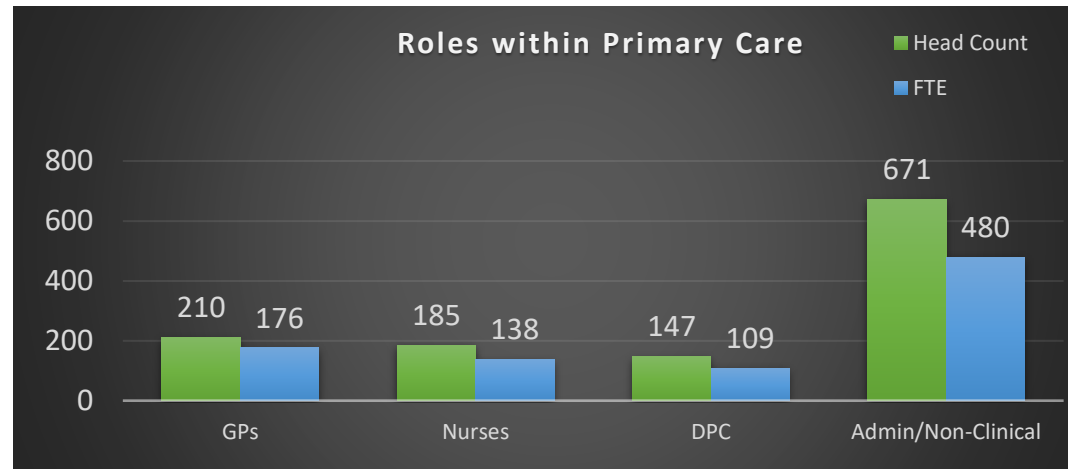
Advanced Paramedic Practitioners: <b>HC = 4</b> <b>FTE = 3</b>	Advanced Pharmacist Practitioners: <b>HC = 0</b> <b>FTE = 0</b>	Advanced Physiotherapist Practitioners: <b>HC = 0</b> <b>FTE = 0</b>	Apprentices: <b>HC = 0</b> <b>FTE = 0</b>	Dispensers: <b>HC = 24</b> <b>FTE = 17</b>	General Practice Assistants: <b>HC = 1</b> <b>FTE = 1</b>	Health Support Workers: <b>HC = 1</b> <b>FTE = 0</b>
Health Care Assistants: <b>HC = 67</b> <b>FTE = 51</b>	IAPT Staff: <b>HC = 0</b> <b>FTE = 0</b>	Nursing Associates: <b>HC = 3</b> <b>FTE = 2</b>	Other Direct Patient Care: <b>HC = 4</b> <b>FTE = 3</b>	Paramedics: <b>HC = 14</b> <b>FTE = 12</b>	Pharmacists: <b>HC = 9</b> <b>FTE = 7</b>	Pharmacy Technicians: <b>HC = 5</b> <b>FTE = 4</b>
Phlebotomists: <b>HC = 15</b> <b>FTE = 10</b>	Physician Associates: <b>HC = 0</b> <b>FTE = 0</b>	Physiotherapists: <b>HC = 0</b> <b>FTE = 0</b>	Social Prescribing Link Workers: <b>HC = 0</b> <b>FTE = 0</b>	Therapists: <b>HC = 0</b> <b>FTE = 0</b>		



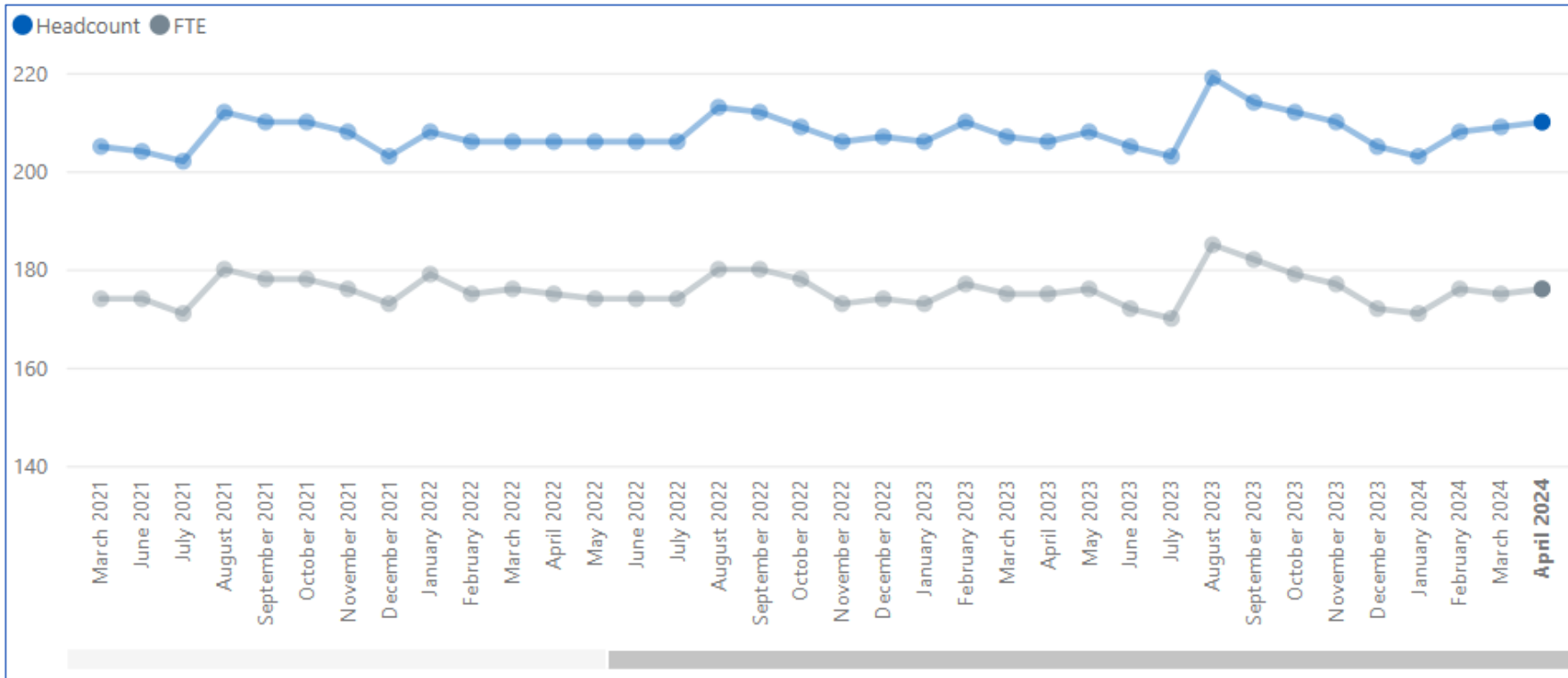
Administration

Apprentices: <b>HC = 6</b> <b>FTE = 6</b>	Estates & Ancillary: <b>HC = 4</b> <b>FTE = 2</b>	Management Partners: <b>HC = 1</b> <b>FTE = 1</b>	Managers: <b>HC = 59</b> <b>FTE = 53</b>	Medical Secretaries: <b>HC = 61</b> <b>FTE = 45</b>	Other Admin/Non-clinical: <b>HC = 196</b> <b>FTE = 134</b>	Receptionists: <b>HC = 344</b> <b>FTE = 235</b>	Telephonists: <b>HC = 6</b> <b>FTE = 4</b>
---	---	---	--	---	--	---	--

# North East Essex Demographics – Headcount and FTE



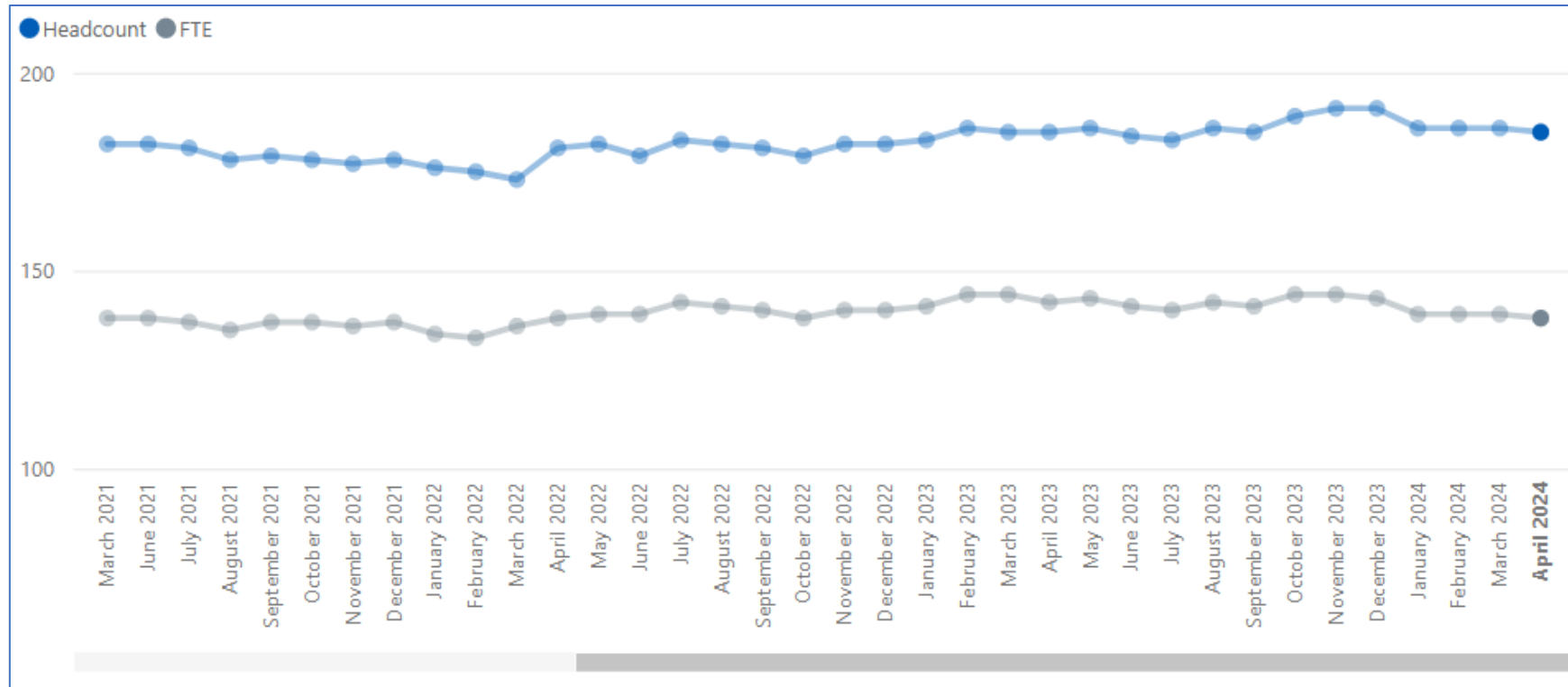
# North East Essex GP Trends – Headcount and FTE



**Head Count**  
210

**FTE**  
176

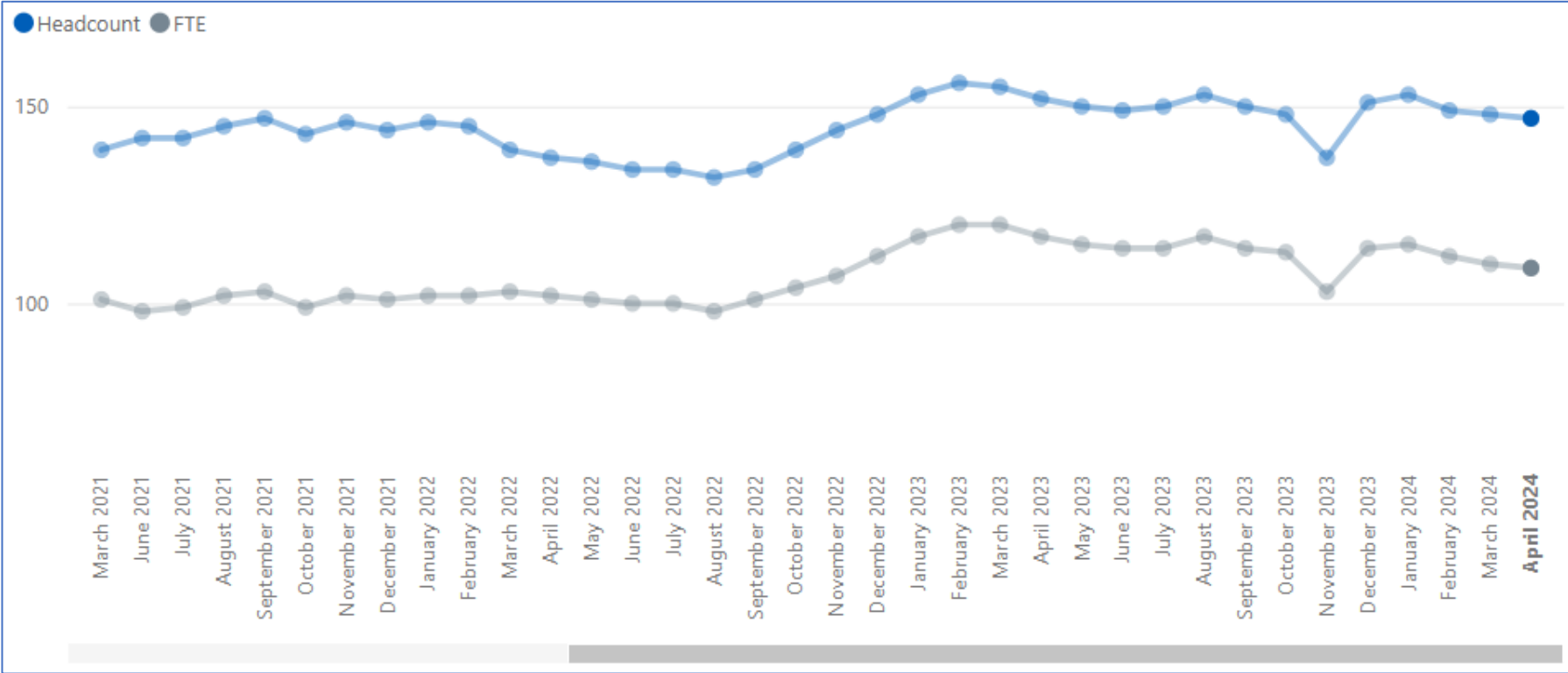
# North East Essex Nurses Trends – Headcount and FTE



**Head Count**  
185

**FTE**  
138

# North East Essex Direct Patient Care Trends – Headcount and FTE

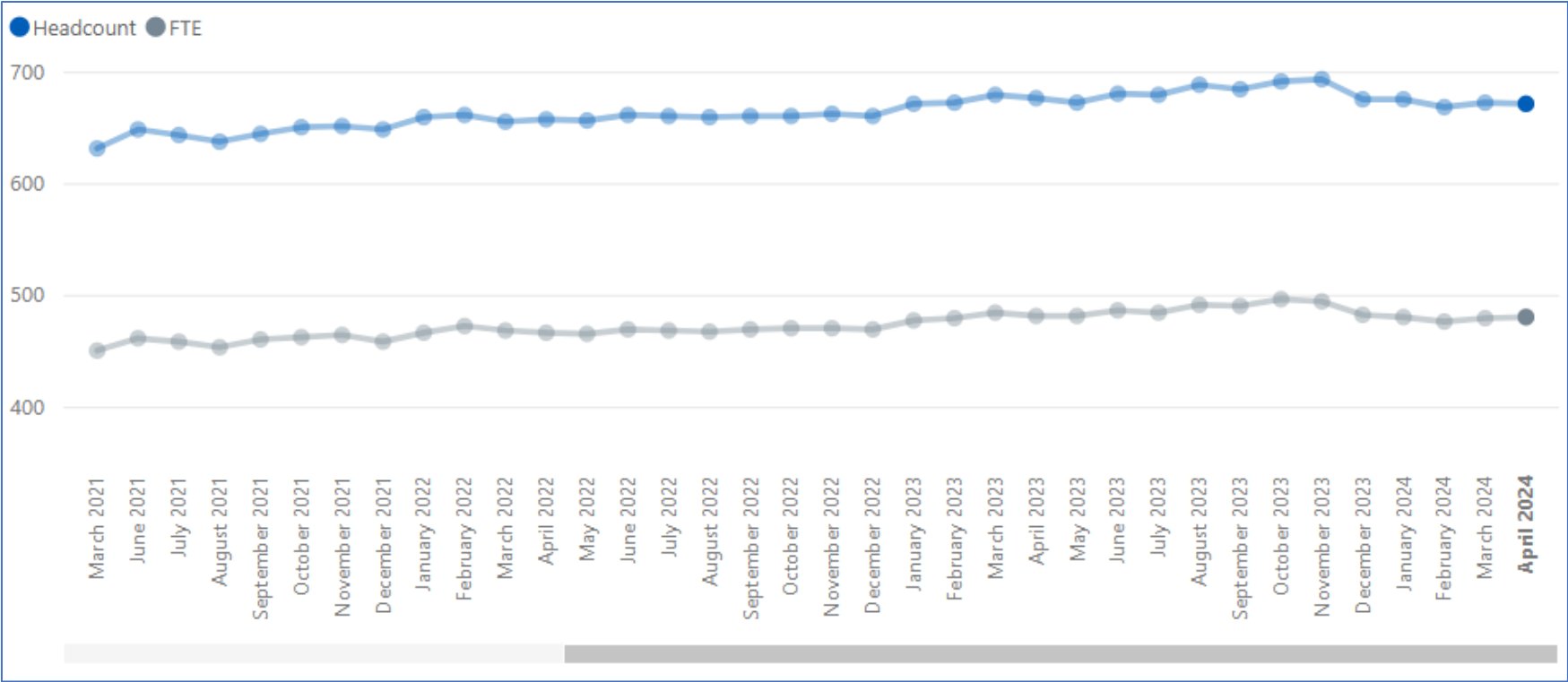


Head Count  
147

FTE  
109



# North East Essex Administration/Non-Clinical Trends – Headcount and FTE



**Head Count**  
671

**FTE**  
480

# West Essex GP Practices Workforce Information

April 2024

# West Essex Workforce Roles in Primary Care – Headcount and FTE



Doctors

GP Partners: <b>HC = 87</b> <b>FTE = 76</b>	GP Regular Locums: <b>HC = 18</b> <b>FTE = 7</b>	GP Retainers: <b>HC = 5</b> <b>FTE = 2</b>	GPs in Training Grades: <b>HC = 69</b> <b>FTE = 65</b>	Salaried GPs: <b>HC = 75</b> <b>FTE = 41</b>
---	--	--	---	--

**Key**  
HC = Head Count  
FTE = Full-Time Equivalent



Nurses

Advanced Nurse Practitioners: <b>HC = 25</b> <b>FTE = 19</b>	Extended Role Practice Nurses: <b>HC = 0</b> <b>FTE = 0</b>	Nurse Dispensers: <b>HC = 0</b> <b>FTE = 0</b>	Nurse Specialists: <b>HC = 1</b> <b>FTE = 0</b>	Nursing Partners: <b>HC = 1</b> <b>FTE = 1</b>	Other Nurses: <b>HC = 0</b> <b>FTE = 0</b>	Practice Nurses: <b>HC = 73</b> <b>FTE = 51</b>	Trainee Nurses: <b>HC = 0</b> <b>FTE = 0</b>
--	---	--	---	--	--	---	--



Direct Patient Care

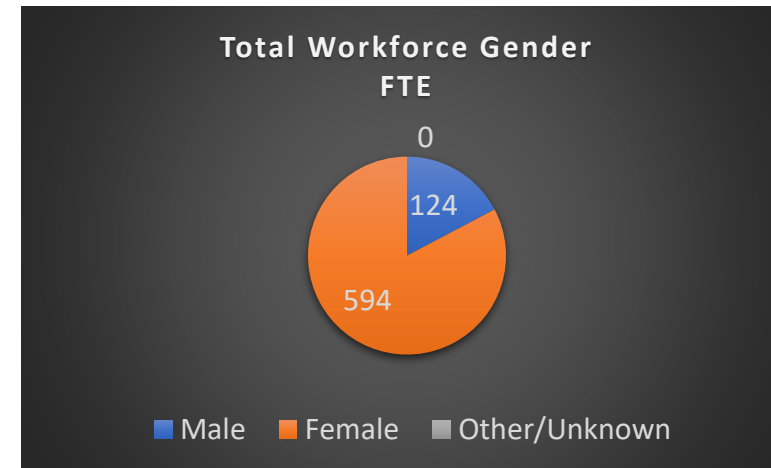
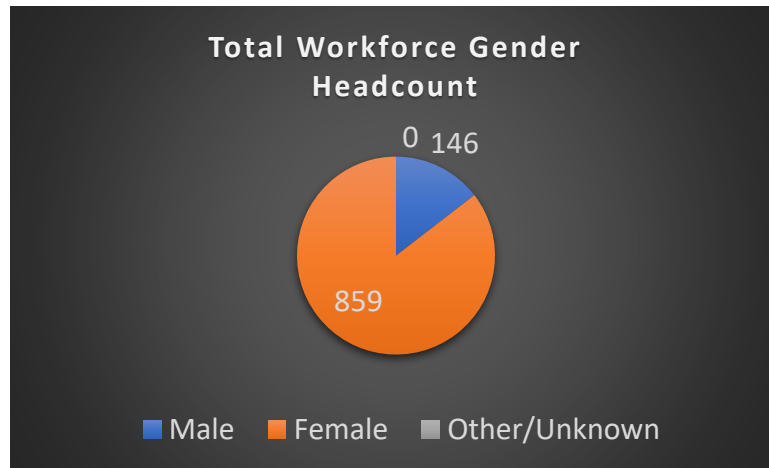
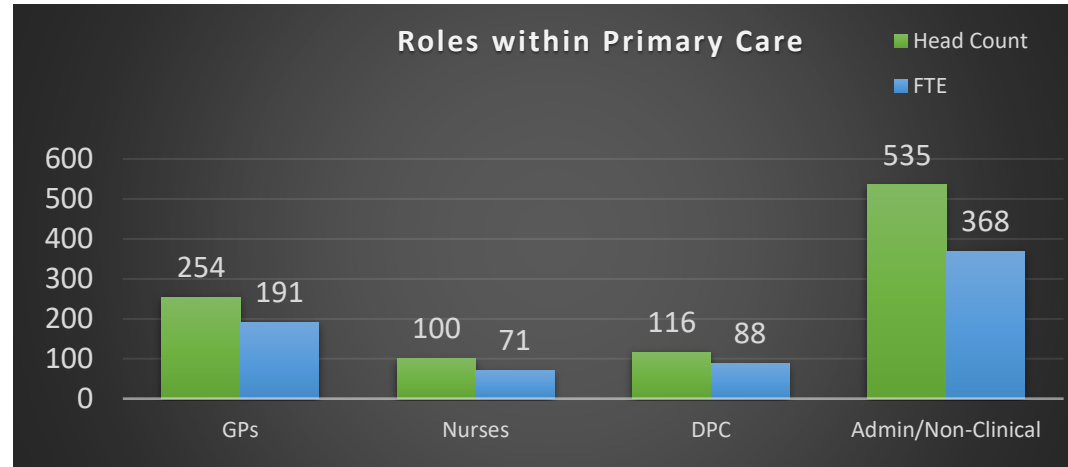
Advanced Paramedic Practitioners: <b>HC = 3</b> <b>FTE = 3</b>	Advanced Pharmacist Practitioners: <b>HC = 2</b> <b>FTE = 2</b>	Advanced Physiotherapist Practitioners: <b>HC = 0</b> <b>FTE = 0</b>	Apprentices: <b>HC = 0</b> <b>FTE = 0</b>	Dispensers: <b>HC = 30</b> <b>FTE = 23</b>	General Practice Assistants: <b>HC = 2</b> <b>FTE = 2</b>	Health Support Workers: <b>HC = 4</b> <b>FTE = 3</b>
Health Care Assistants: <b>HC = 51</b> <b>FTE = 36</b>	Nursing Associates: <b>HC = 0</b> <b>FTE = 0</b>	Other Direct Patient Care: <b>HC = 2</b> <b>FTE = 2</b>	Paramedics: <b>HC = 6</b> <b>FTE = 6</b>	Pharmacists: <b>HC = 11</b> <b>FTE = 7</b>	Pharmacy Technicians: <b>HC = 0</b> <b>FTE = 0</b>	Phlebotomists: <b>HC = 2</b> <b>FTE = 1</b>
Physician Associates: <b>HC = 0</b> <b>FTE = 0</b>	Physiotherapists: <b>HC = 0</b> <b>FTE = 0</b>	Social Prescribing Link Workers: <b>HC = 2</b> <b>FTE = 2</b>	Therapists: <b>HC = 0</b> <b>FTE = 0</b>	Trainee Nursing Associates: <b>HC = 1</b> <b>FTE = 1</b>		



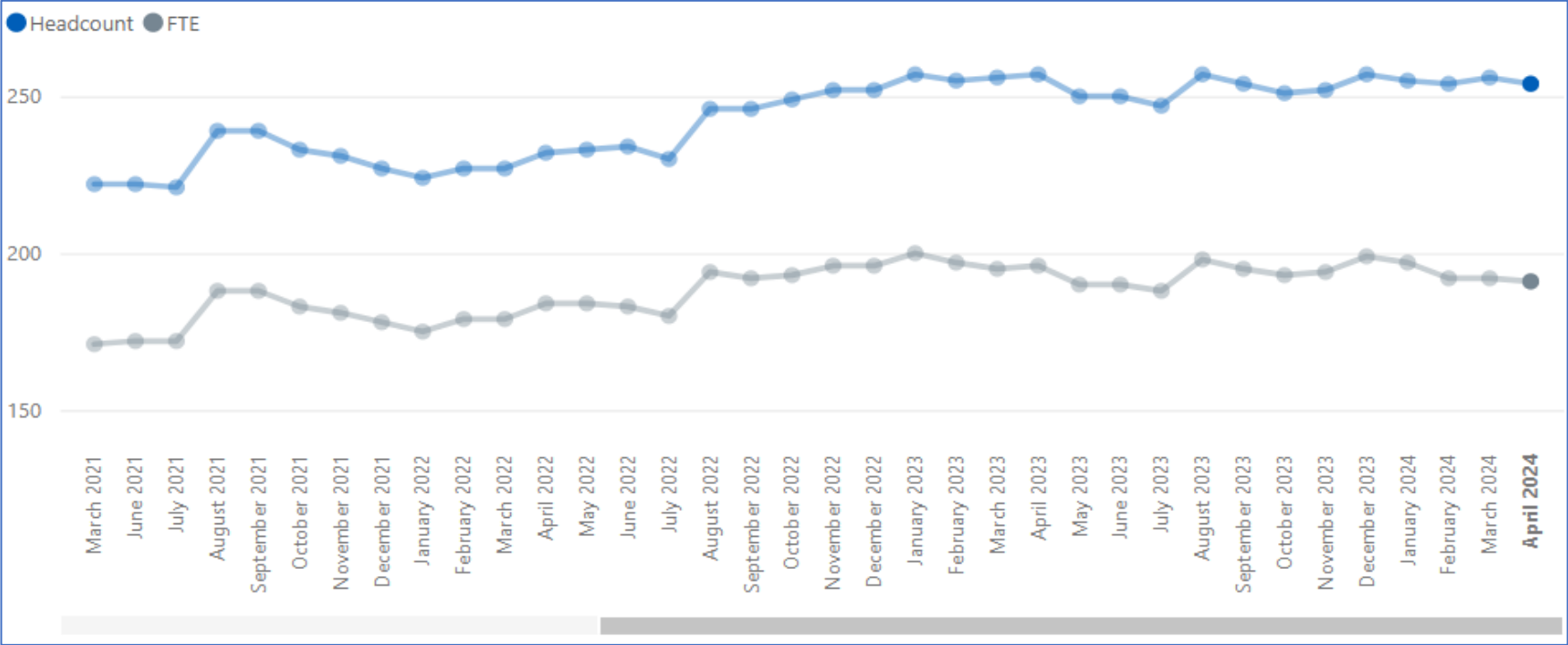
Administration

Apprentices: <b>HC = 0</b> <b>FTE = 0</b>	Estates & Ancillary: <b>HC = 2</b> <b>FTE = 1</b>	Management Partners: <b>HC = 1</b> <b>FTE = 1</b>	Managers: <b>HC = 50</b> <b>FTE = 43</b>	Medical Secretaries: <b>HC = 51</b> <b>FTE = 35</b>	Other Admin/Non-clinical: <b>HC = 132</b> <b>FTE = 95</b>	Receptionists: <b>HC = 301</b> <b>FTE = 194</b>	Telephonists: <b>HC = 0</b> <b>FTE = 0</b>
---	---	---	--	---	---	---	--

# West Essex Demographics – Headcount and FTE



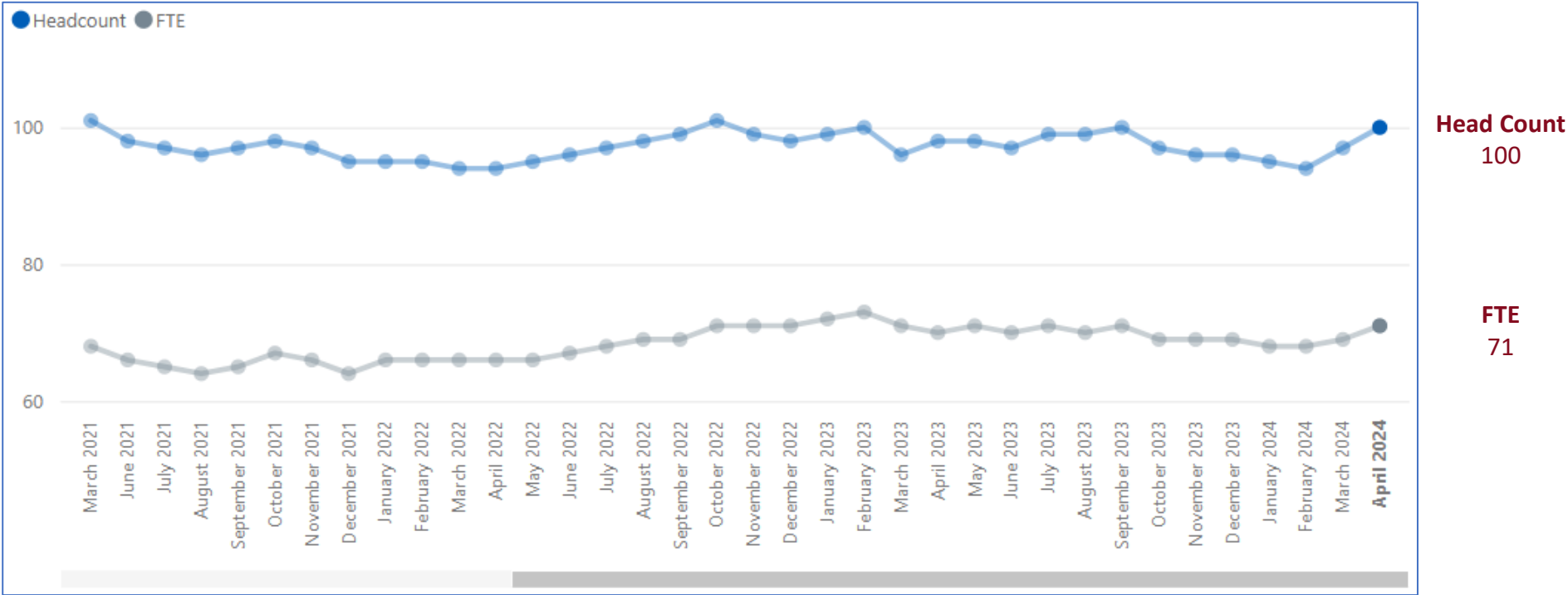
# West Essex GP Trends – Headcount and FTE



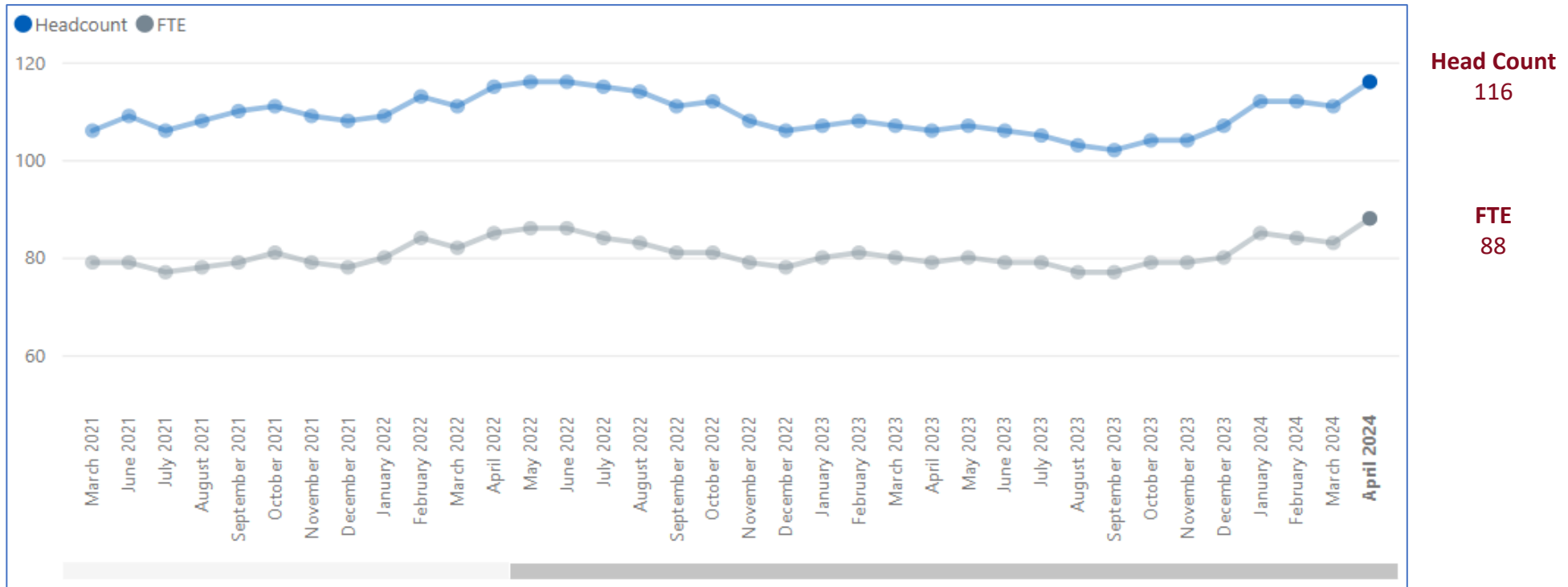
**Head Count**  
254

**FTE**  
191

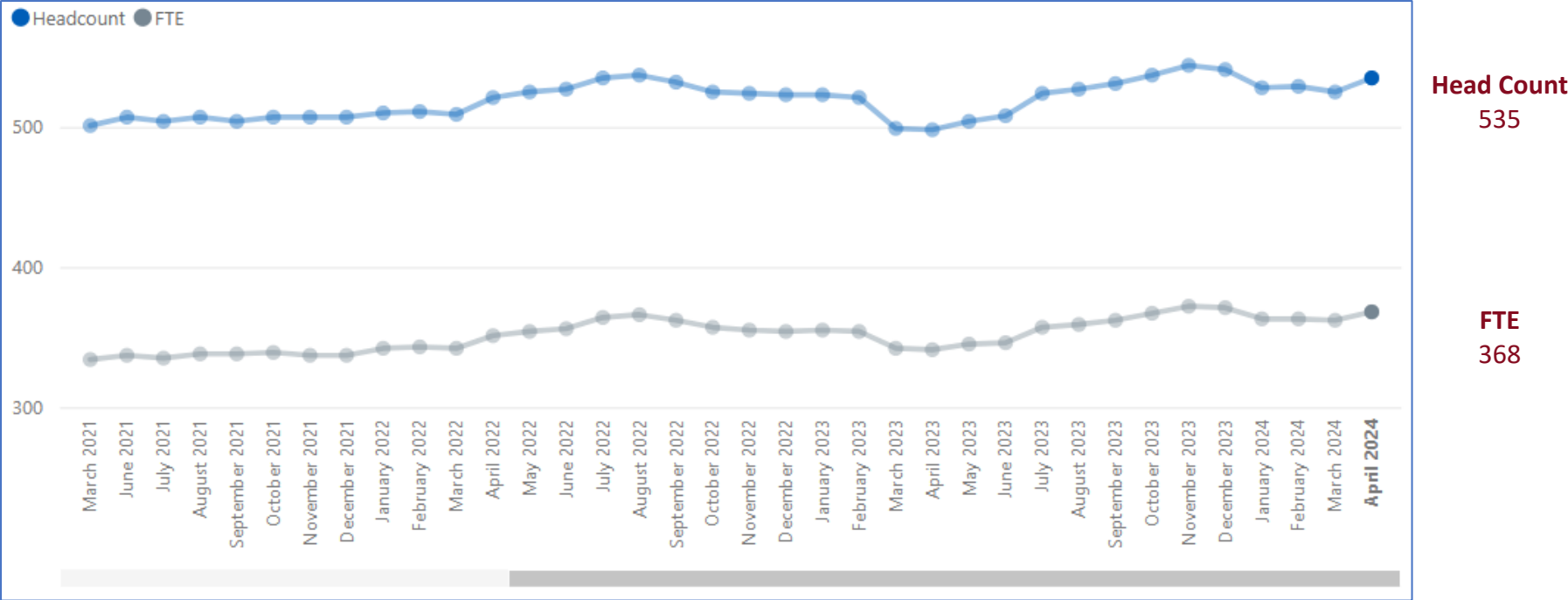
# West Essex Nurses Trends – Headcount and FTE



# West Essex Direct Patient Care Trends – Headcount and FTE



# West Essex Administration/Non-Clinical Trends – Headcount and FTE





# Mid Essex GP Practices Workforce Information

**April 2024**

# Mid Essex Workforce Roles in Primary Care – Headcount and FTE



Doctors

GP Partners: <b>HC = 115</b> <b>FTE = 113</b>	GP Regular Locums: <b>HC = 4</b> <b>FTE = 2</b>	GP Retainers: <b>HC = 0</b> <b>FTE = 0</b>	GPs in Training Grades: <b>HC = 52</b> <b>FTE = 49</b>	Salaried GPs: <b>HC = 96</b> <b>FTE = 57</b>
---	---	--	---	---

Key  
 HC = Head Count  
 FTE = Full-Time Equivalent



Nurses

Advanced Nurse Practitioners: <b>HC = 40</b> <b>FTE = 30</b>	Extended Role Practice Nurses: <b>HC = 2</b> <b>FTE = 2</b>	Nurse Dispensers: <b>HC = 1</b> <b>FTE = 1</b>	Nurse Specialists: <b>HC = 0</b> <b>FTE = 0</b>	Nursing Partners: <b>HC = 0</b> <b>FTE = 0</b>	Other Nurses: <b>HC = 3</b> <b>FTE = 2</b>	Practice Nurses: <b>HC = 116</b> <b>FTE = 76</b>	Trainee Nurses: <b>HC = 1</b> <b>FTE = 1</b>
---	--	---	--	---	---	---	---



Direct Patient Care

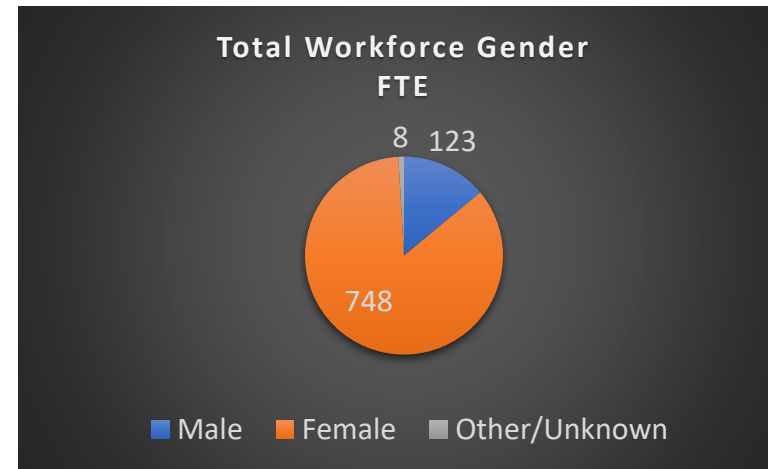
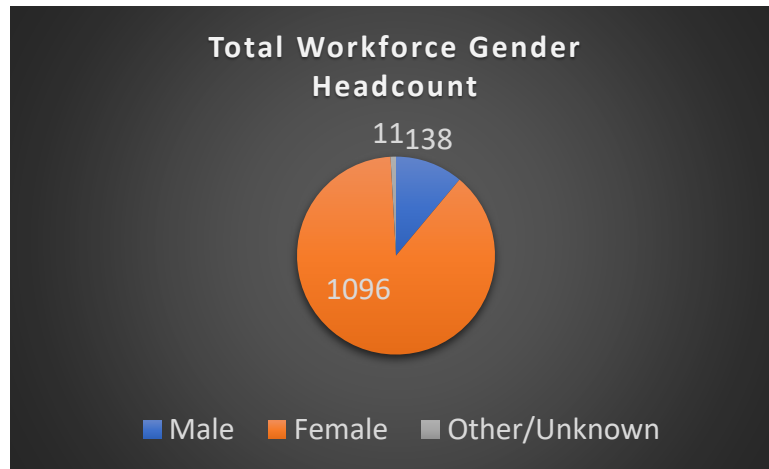
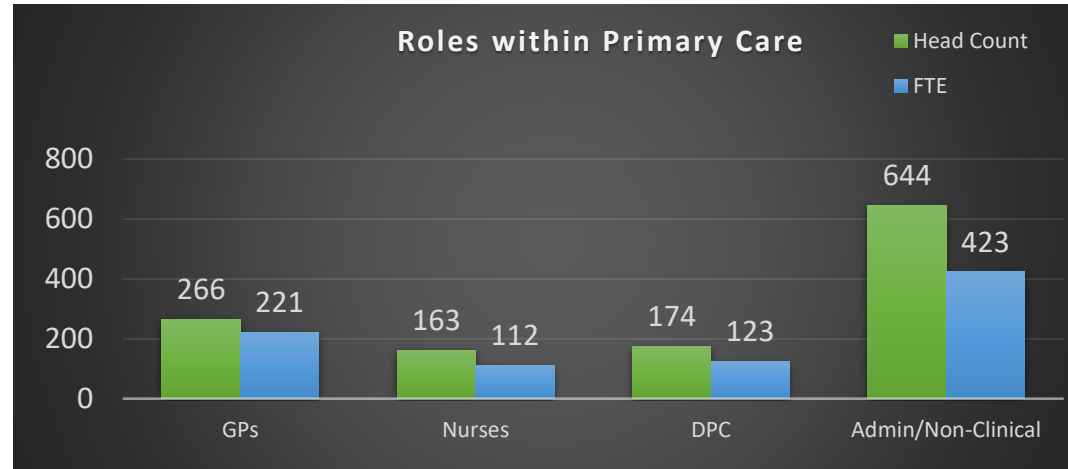
Advanced Paramedic Practitioners: <b>HC = 2</b> <b>FTE = 2</b>	Advanced Pharmacist Practitioners: <b>HC = 6</b> <b>FTE = 5</b>	Advanced Physiotherapist Practitioners: <b>HC = 1</b> <b>FTE = 1</b>	Apprentices: <b>HC = 0</b> <b>FTE = 0</b>	Dispensers: <b>HC = 74</b> <b>FTE = 54</b>	General Practice Assistants: <b>HC = 1</b> <b>FTE = 1</b>	Health Support Workers: <b>HC = 0</b> <b>FTE = 0</b>
Health Care Assistants: <b>HC = 56</b> <b>FTE = 37</b>	Nursing Associates: <b>HC = 0</b> <b>FTE = 0</b>	Other Direct Patient Care: <b>HC = 5</b> <b>FTE = 2</b>	Paramedics: <b>HC = 6</b> <b>FTE = 5</b>	Pharmacists: <b>HC = 14</b> <b>FTE = 10</b>	Pharmacy Technicians: <b>HC = 3</b> <b>FTE = 2</b>	Phlebotomists: <b>HC = 2</b> <b>FTE = 1</b>
Physician Associates: <b>HC = 2</b> <b>FTE = 2</b>	Physiotherapists: <b>HC = 1</b> <b>FTE = 1</b>	Social Prescribing Link Workers: <b>HC = 0</b> <b>FTE = 0</b>	Therapists: <b>HC = 0</b> <b>FTE = 0</b>	Trainee Nursing Associates: <b>HC = 1</b> <b>FTE = 1</b>		



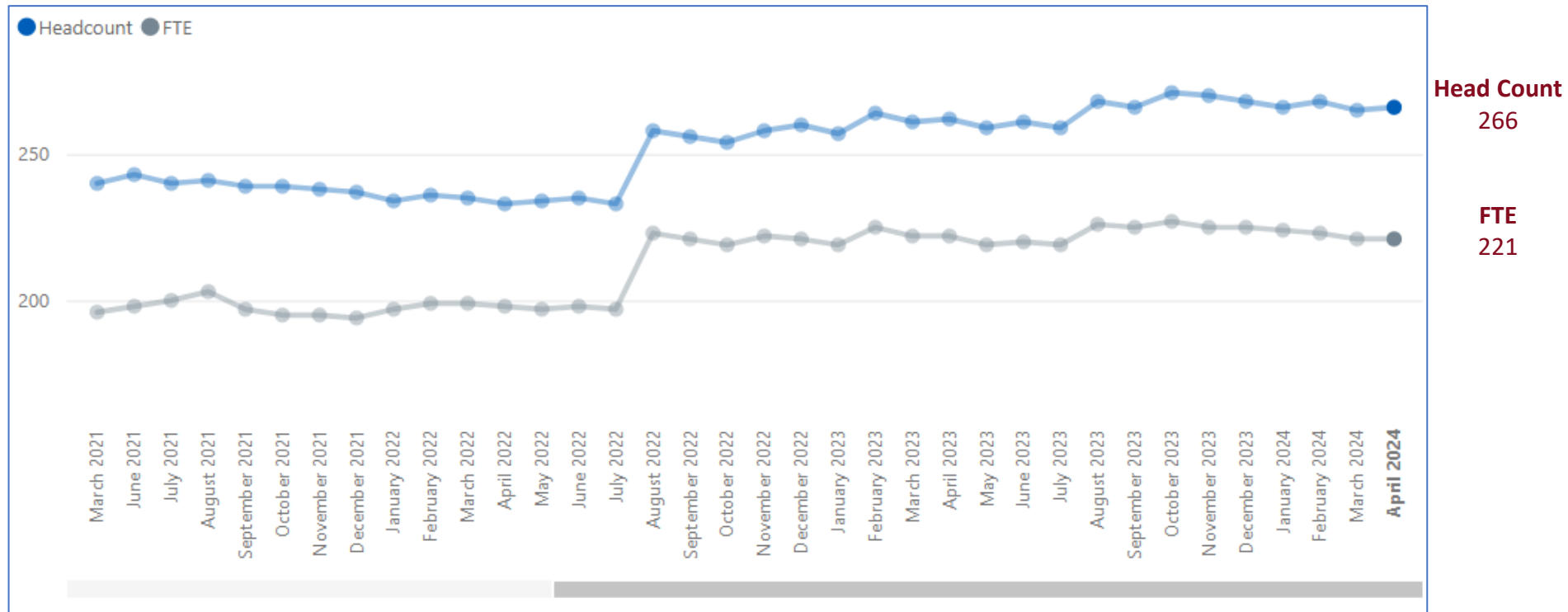
Administration

Apprentices: <b>HC = 2</b> <b>FTE = 2</b>	Estates & Ancillary: <b>HC = 6</b> <b>FTE = 1</b>	Management Partners: <b>HC = 2</b> <b>FTE = 2</b>	Managers: <b>HC = 61</b> <b>FTE = 53</b>	Medical Secretaries: <b>HC = 80</b> <b>FTE = 53</b>	Other Admin/Non- clinical: <b>HC = 181</b> <b>FTE = 117</b>	Receptionists: <b>HC = 316</b> <b>FTE = 194</b>	Telephonists: <b>HC = 1</b> <b>FTE = 1</b>
---	--	--	--	--	--	---	--

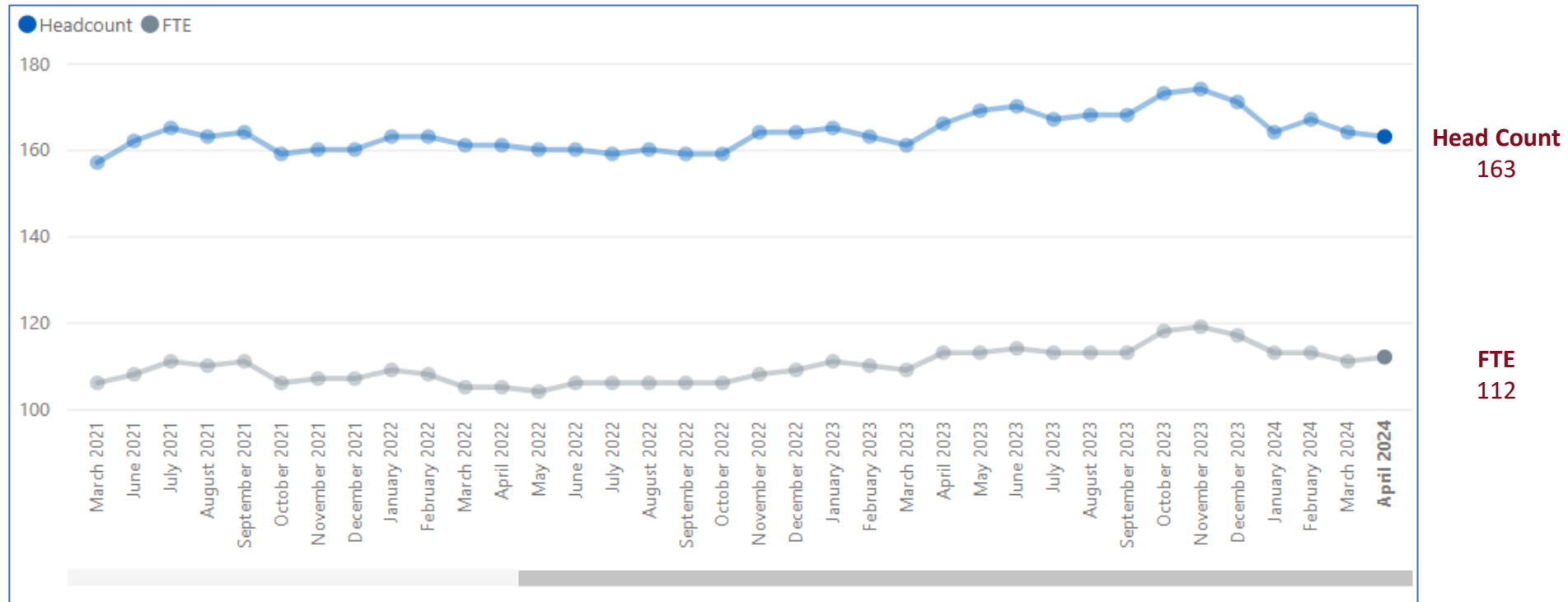
# Mid Essex Demographics – Headcount and FTE



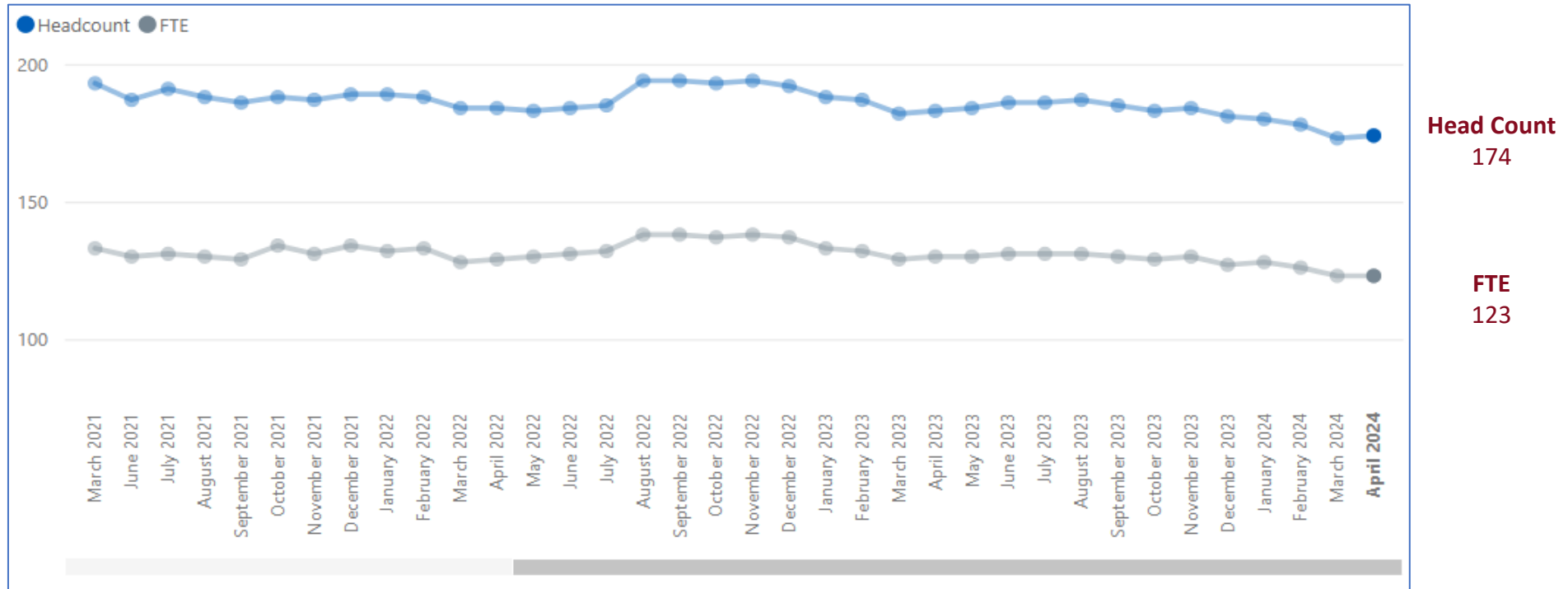
# Mid Essex GP Trends – Headcount and FTE



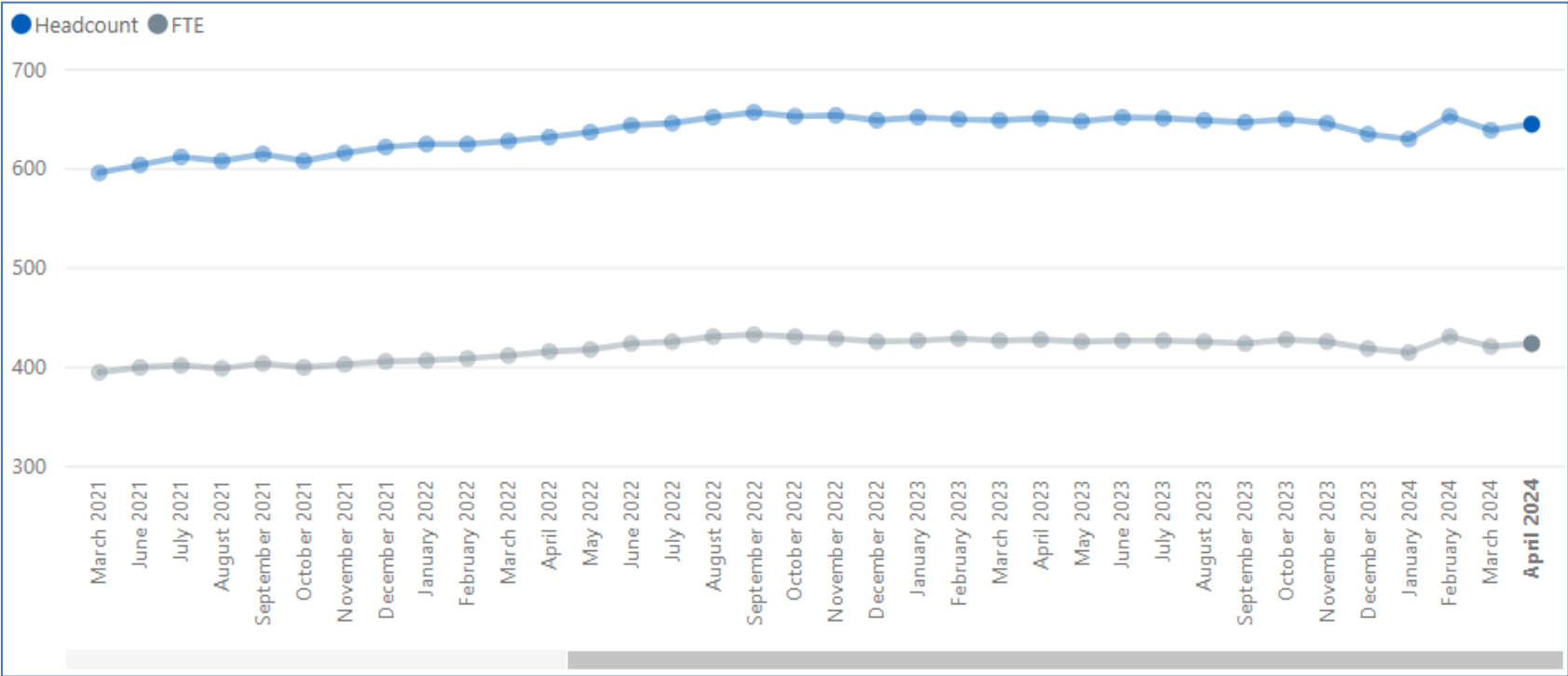
# Mid Essex Nurses Trends – Headcount and FTE



# Mid Essex Direct Patient Care Trends – Headcount and FTE



# Mid Essex Administration/Non-Clinical Trends – Headcount and FTE



**Head Count**  
644

**FTE**  
423

**Basildon & Brentwood  
GP Practices  
Workforce Information**

**April 2024**



# Basildon & Brentwood Workforce Roles in Primary Care – Headcount and FTE



GP Partners: <b>HC = 96</b> <b>FTE = 83</b>	GP Regular Locums: <b>HC = 9</b> <b>FTE = 4</b>	GP Retainers: <b>HC = 1</b> <b>FTE = 1</b>	GPs in Training Grades: <b>HC = 29</b> <b>FTE = 27</b>	Salaried GPs: <b>HC = 40</b> <b>FTE = 22</b>
---	---	--	---	---

**Key**  
 HC = Head Count  
 FTE = Full-Time Equivalent



Advanced Nurse Practitioners: <b>HC = 22</b> <b>FTE = 18</b>	Extended Role Practice Nurses: <b>HC = 1</b> <b>FTE = 0</b>	Nurse Dispensers: <b>HC = 0</b> <b>FTE = 0</b>	Nurse Specialists: <b>HC = 0</b> <b>FTE = 0</b>	Nursing Partners: <b>HC = 0</b> <b>FTE = 0</b>	Other Nurses: <b>HC = 2</b> <b>FTE = 1</b>	Practice Nurses: <b>HC = 70</b> <b>FTE = 42</b>	Trainee Nurses: <b>HC = 1</b> <b>FTE = 0</b>
---	--	---	--	---	---	--	---

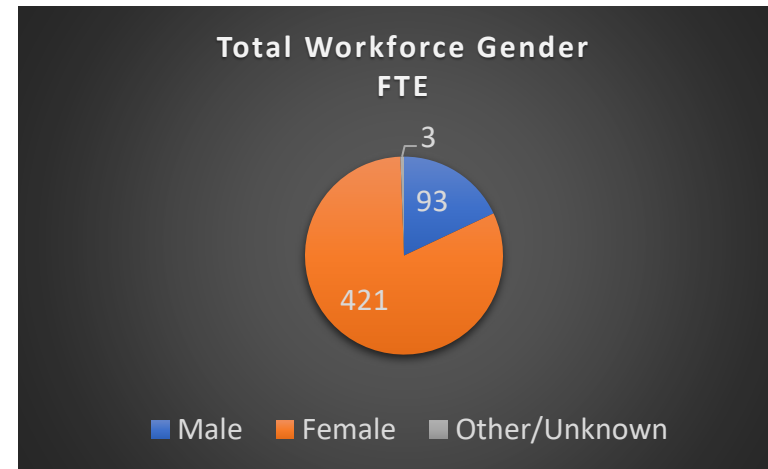
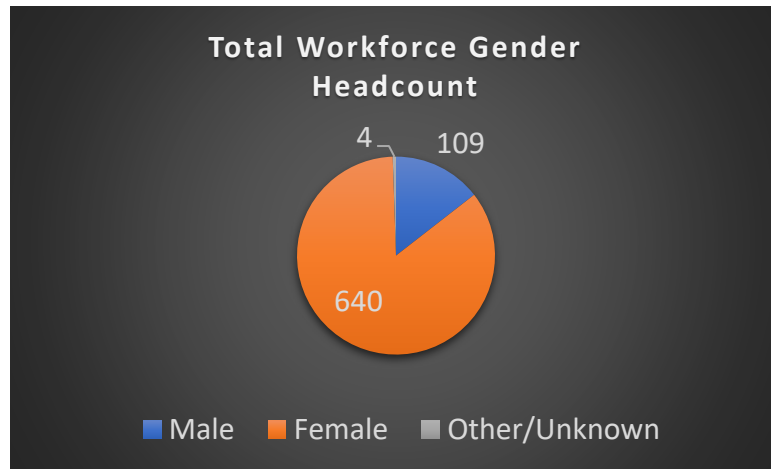
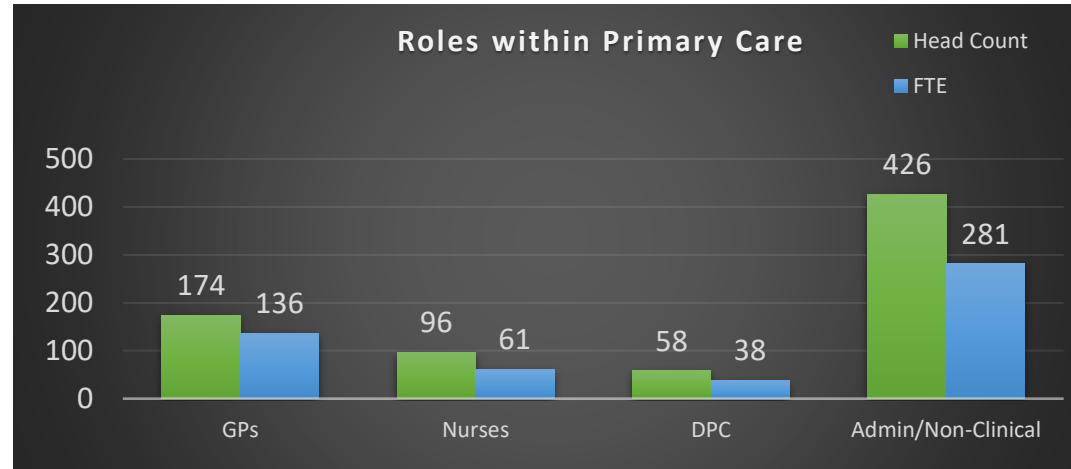


Advanced Paramedic Practitioners: <b>HC = 0</b> <b>FTE = 0</b>	Advanced Pharmacist Practitioners: <b>HC = 2</b> <b>FTE = 1</b>	Advanced Physiotherapist Practitioners: <b>HC = 0</b> <b>FTE = 0</b>	Apprentices: <b>HC = 0</b> <b>FTE = 0</b>	Dispensers: <b>HC = 4</b> <b>FTE = 3</b>	General Practice Assistants: <b>HC = 0</b> <b>FTE = 0</b>	Health Support Workers: <b>HC = 0</b> <b>FTE = 0</b>
Health Care Assistants: <b>HC = 31</b> <b>FTE = 19</b>	Nursing Associates: <b>HC = 0</b> <b>FTE = 0</b>	Other Direct Patient Care: <b>HC = 2</b> <b>FTE = 1</b>	Paramedics: <b>HC = 1</b> <b>FTE = 1</b>	Pharmacists: <b>HC = 12</b> <b>FTE = 9</b>	Pharmacy Technicians: <b>HC = 0</b> <b>FTE = 0</b>	Phlebotomists: <b>HC = 1</b> <b>FTE = 0</b>
Physician Associates: <b>HC = 5</b> <b>FTE = 4</b>	Physiotherapists: <b>HC = 0</b> <b>FTE = 0</b>	Social Prescribing Link Workers: <b>HC = 0</b> <b>FTE = 0</b>	Therapists: <b>HC = 0</b> <b>FTE = 0</b>			

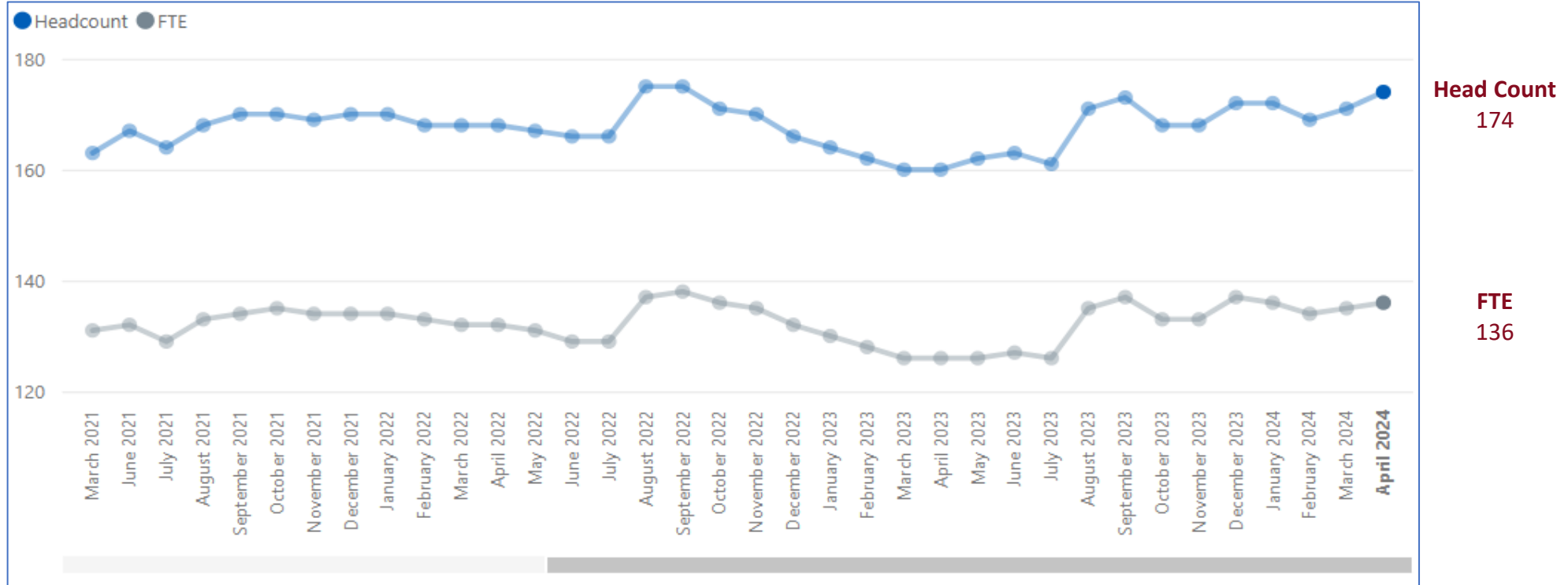


Apprentices: <b>HC = 2</b> <b>FTE = 2</b>	Estates & Ancillary: <b>HC = 3</b> <b>FTE = 2</b>	Management Partners: <b>HC = 0</b> <b>FTE = 0</b>	Managers: <b>HC = 41</b> <b>FTE = 37</b>	Medical Secretaries: <b>HC = 43</b> <b>FTE = 29</b>	Other Admin/Non- clinical: <b>HC = 66</b> <b>FTE = 41</b>	Receptionists: <b>HC = 271</b> <b>FTE = 169</b>	Telephonists: <b>HC = 1</b> <b>FTE = 0</b>
---	--	--	--	--	--	---	--

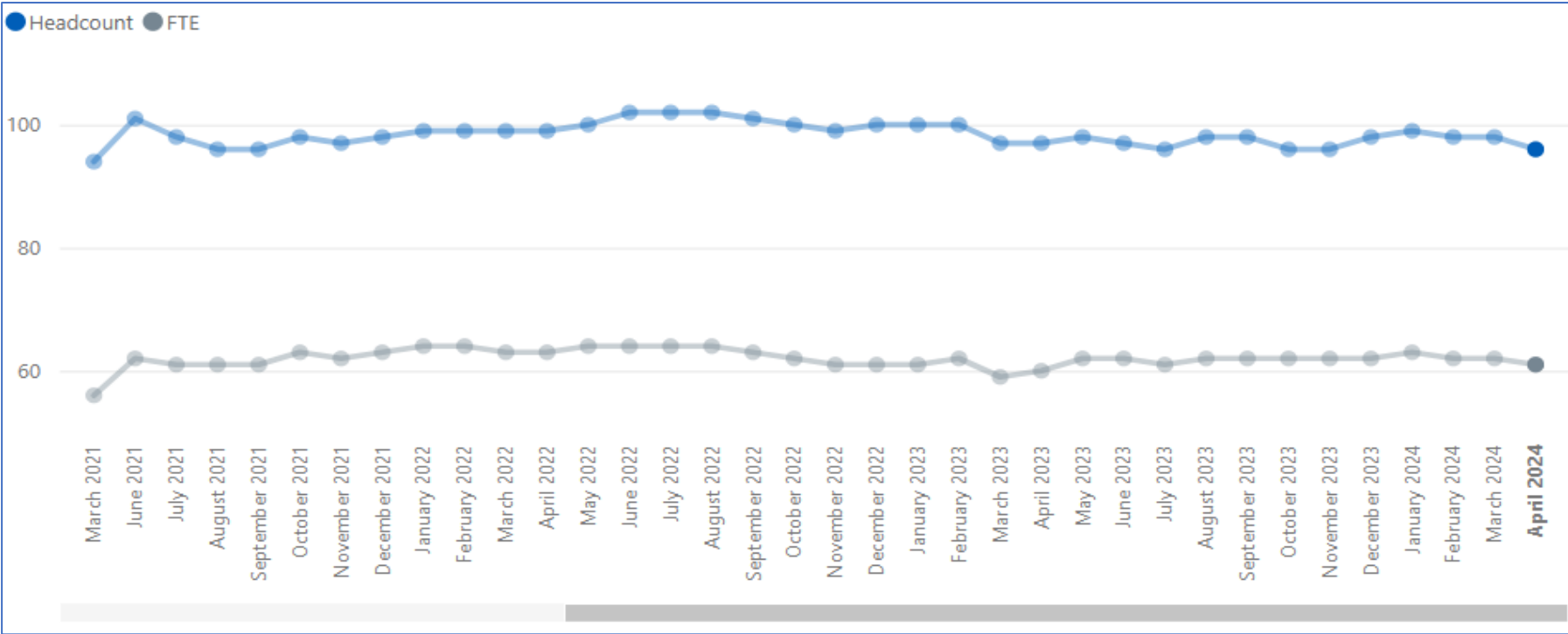
# Basildon & Brentwood Demographics – Headcount and FTE



# Basildon & Brentwood GP Trends – Headcount and FTE



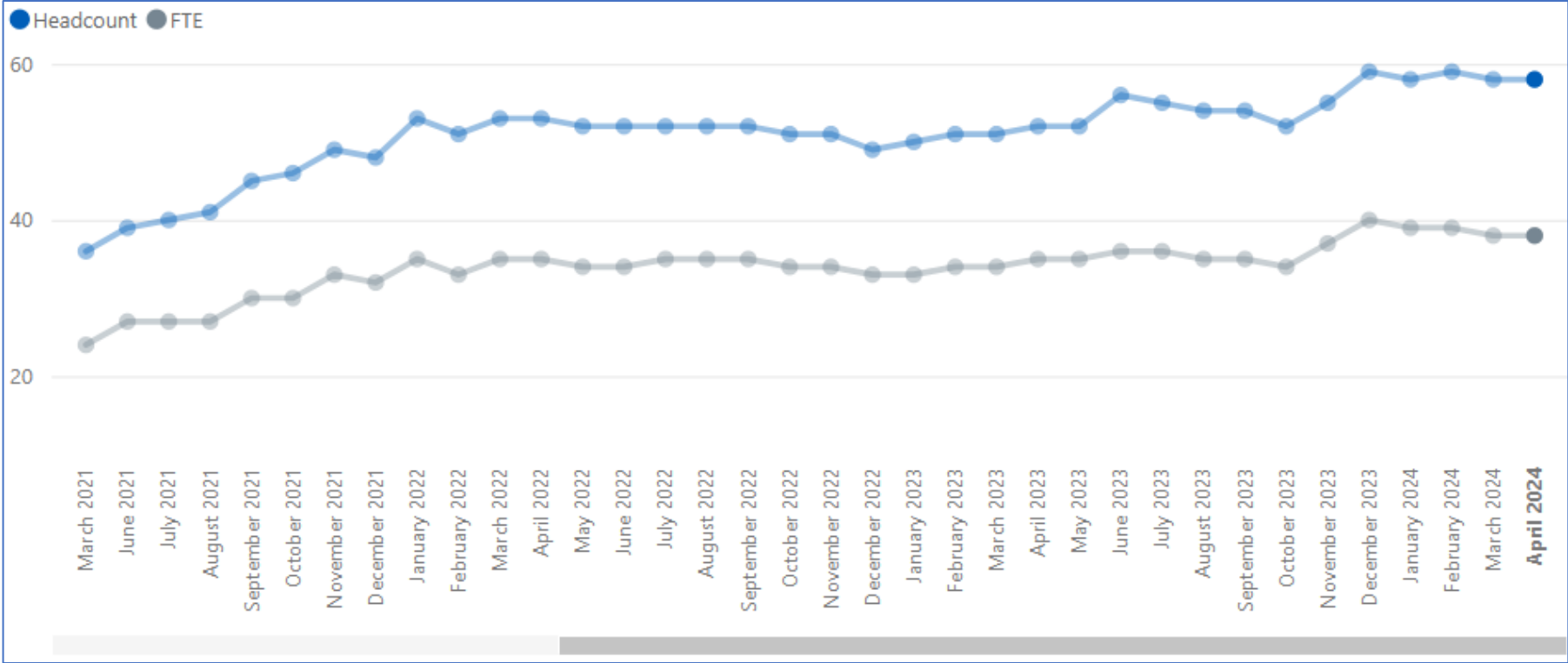
# Basildon & Brentwood Nurses Trends – Headcount and FTE



**Head Count**  
96

**FTE**  
61

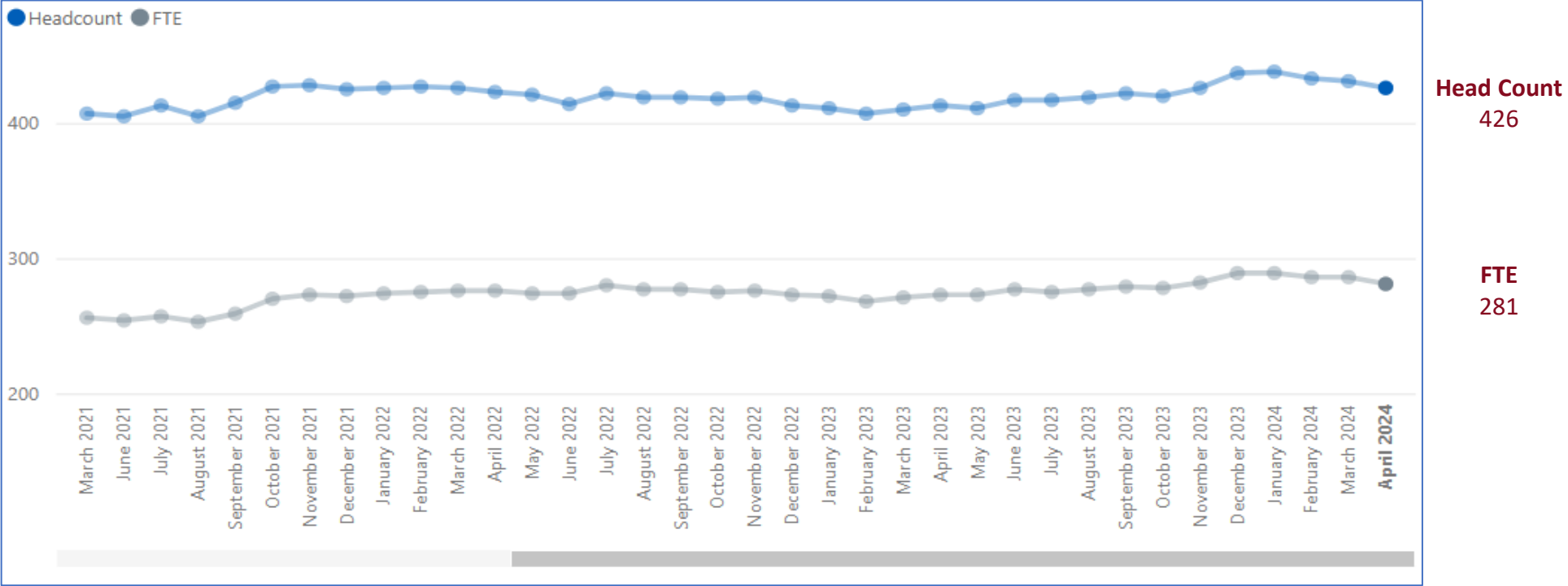
# Basildon & Brentwood Direct Patient Care Trends – Headcount and FTE



**Head Count**  
58

**FTE**  
38

# Basildon & Brentwood Essex Administration/Non-Clinical Trends – Headcount and FTE



# Thurrock GP Practices Workforce Information

**April 2024**

# Thurrock Workforce Roles in Primary Care – Headcount and FTE



GP Partners:  
**HC = 41**  
**FTE = 39**

GP Regular Locums:  
**HC = 18**  
**FTE = 11**

GP Retainers:  
**HC = 1**  
**FTE = 1**

GPs in Training  
 Grades:  
**HC = 14**  
**FTE = 13**

Salaried  
 GPs:  
**HC = 23**  
**FTE = 16**

Key  
 HC = Head Count  
 FTE = Full-Time Equivalent



Advanced Nurse  
 Practitioners:  
**HC = 13**  
**FTE = 10**

Extended Role  
 Practice Nurses:  
**HC = 1**  
**FTE = 1**

Nurse  
 Dispensers:  
**HC = 0**  
**FTE = 0**

Nurse  
 Specialists:  
**HC = 0**  
**FTE = 0**

Nursing  
 Partners:  
**HC = 0**  
**FTE = 0**

Other  
 Nurses:  
**HC = 0**  
**FTE = 0**

Practice  
 Nurses:  
**HC = 42**  
**FTE = 29**

Trainee  
 Nurses:  
**HC = 1**  
**FTE = 1**



Advanced Paramedic  
 Practitioners:  
**HC = 0**  
**FTE = 0**

Advanced Pharmacist  
 Practitioners:  
**HC = 1**  
**FTE = 0**

Advanced Physiotherapist  
 Practitioners:  
**HC = 0**  
**FTE = 0**

Apprentices:  
**HC = 2**  
**FTE = 2**

Dispensers:  
**HC = 10**  
**FTE = 8**

Health Support  
 Workers:  
**HC = 0**  
**FTE = 0**

Health Care  
 Assistants:  
**HC = 18**  
**FTE = 11**

Nursing  
 Associates:  
**HC = 3**  
**FTE = 1**

Other Direct  
 Patient Care:  
**HC = 5**  
**FTE = 2**

Paramedics:  
**HC = 0**  
**FTE = 0**

Pharmacists:  
**HC = 11**  
**FTE = 8**

Pharmacy  
 Technicians:  
**HC = 0**  
**FTE = 0**

Phlebotomists:  
**HC = 3**  
**FTE = 2**

Physician  
 Associates:  
**HC = 8**  
**FTE = 6**

Physiotherapists:  
**HC = 0**  
**FTE = 0**

Social Prescribing  
 Link Workers:  
**HC = 0**  
**FTE = 0**

Therapists:  
**HC = 0**  
**FTE = 0**



Apprentices:  
**HC = 1**  
**FTE = 1**

Digital &  
 Transformation  
 Leads:  
**HC = 1**  
**FTE = 0**

Estates  
 & Ancillary:  
**HC = 2**  
**FTE = 1**

Management  
 Partners:  
**HC = 7**  
**FTE = 6**

Managers:  
**HC = 32**  
**FTE = 28**

Medical  
 Secretaries:  
**HC = 19**  
**FTE = 14**

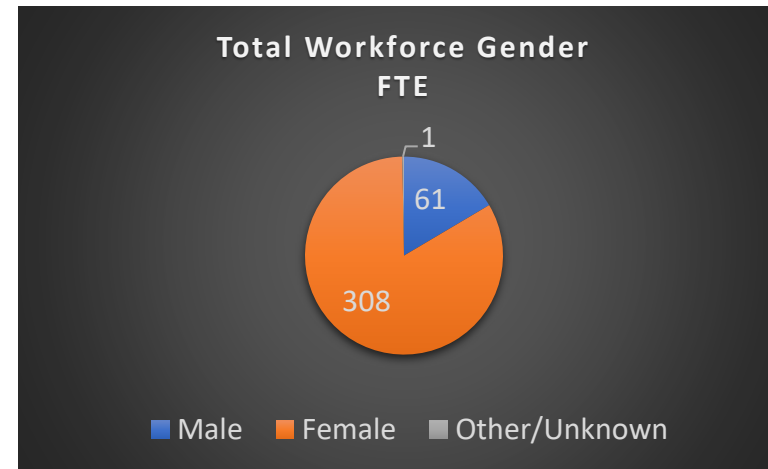
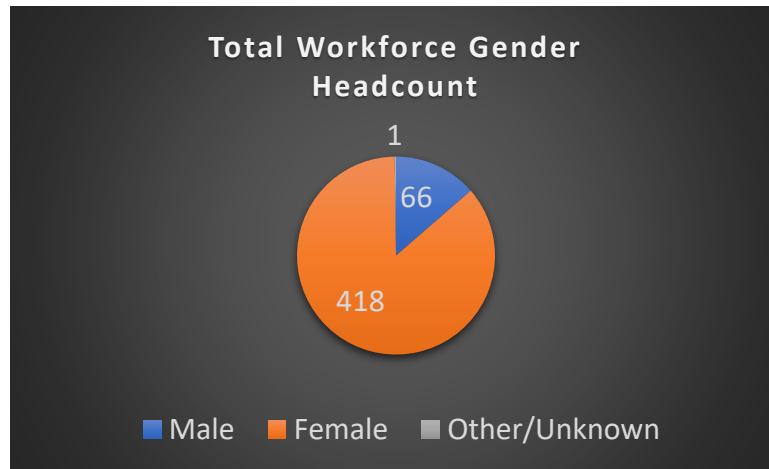
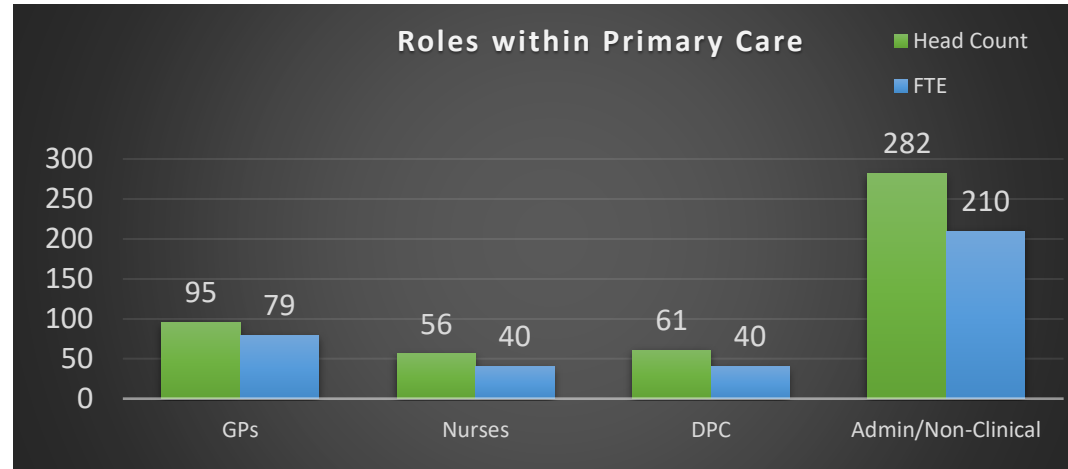
Other Admin/Non-  
 clinical:  
**HC = 41**  
**FTE = 32**

Receptionists:  
**HC = 183**  
**FTE = 128**

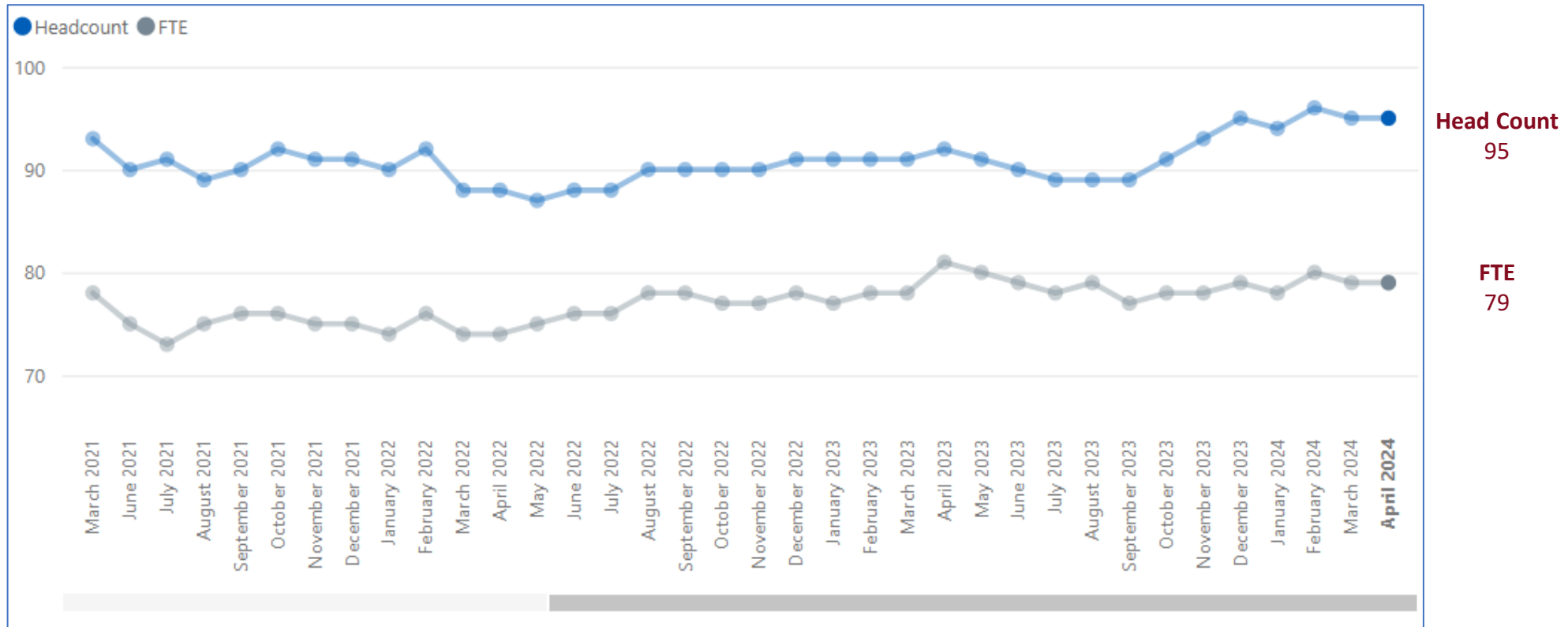
Telephonists:  
**HC = 0**  
**FTE = 0**



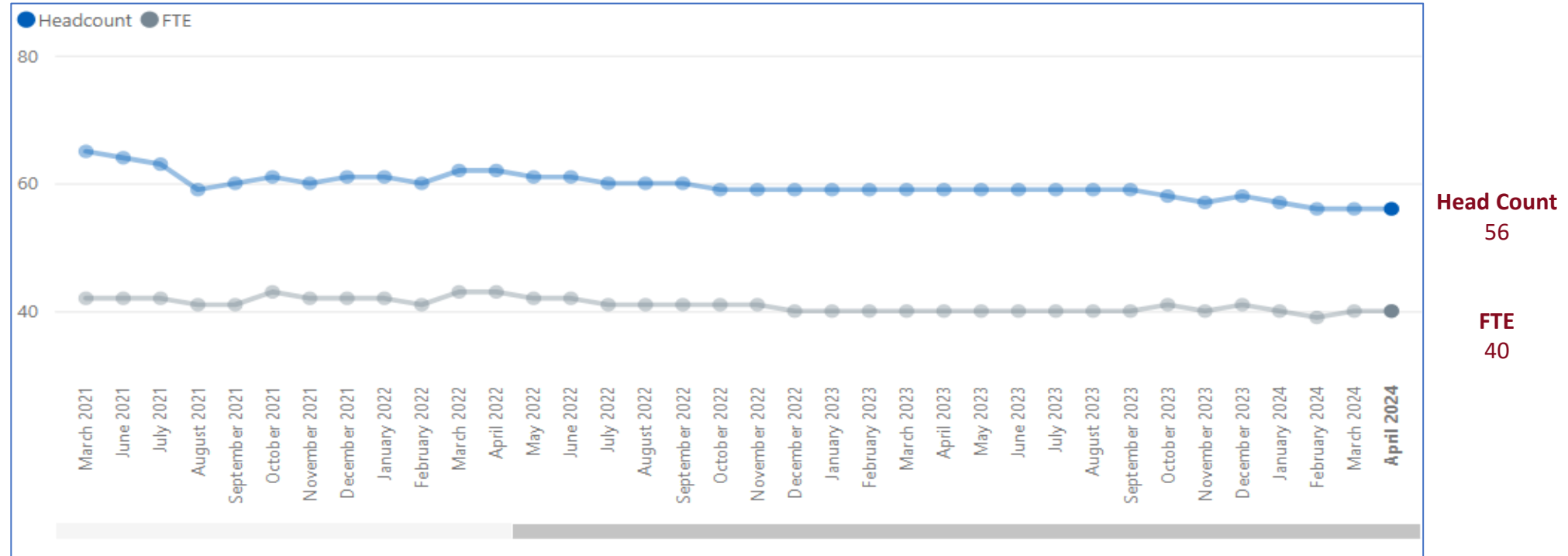
# Thurrock Demographics – Headcount and FTE



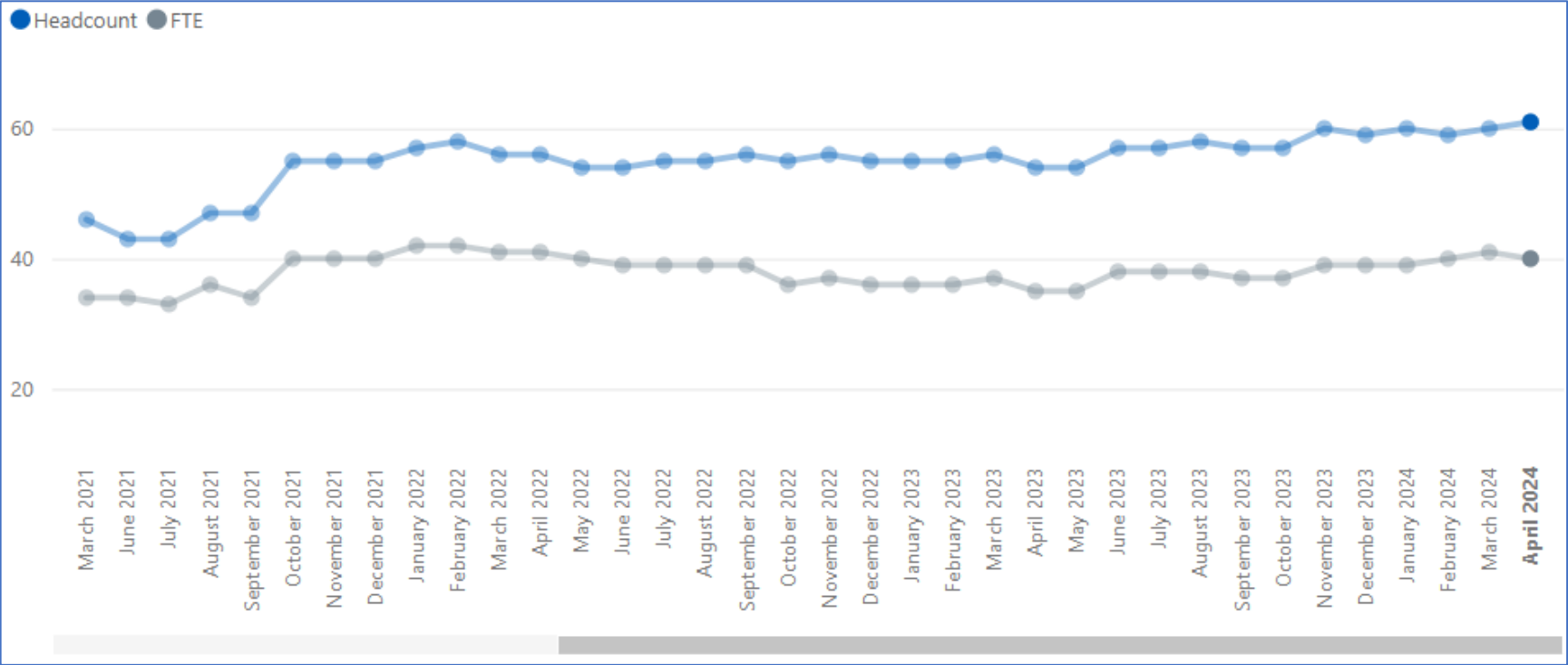
# Thurrock GP Trends – Headcount and FTE



# Thurrock Nurses Trends – Headcount and FTE



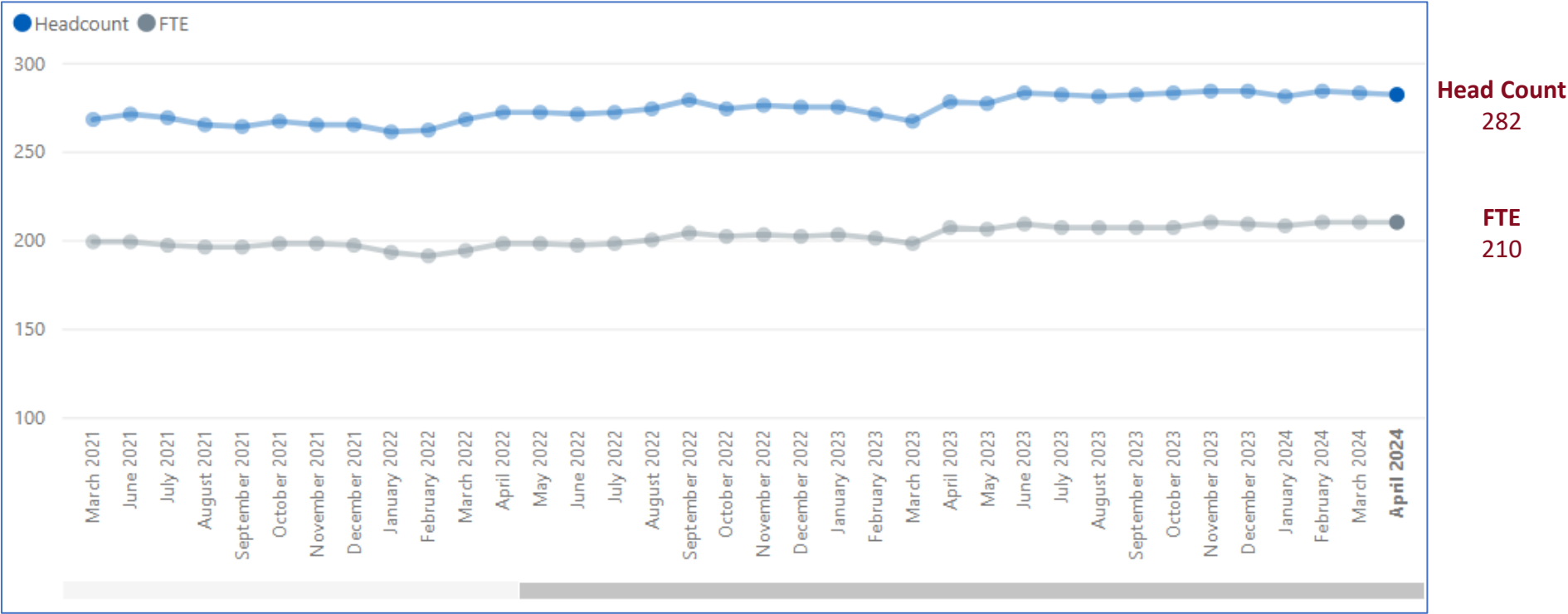
# Thurrock Direct Patient Care Trends – Headcount and FTE



**Head Count**  
61

**FTE**  
40

# Thurrock Administration/Non-Clinical Trends – Headcount and FTE



**Castle Point & Rochford (CPR)  
GP Practices  
Workforce Information**

**April 2024**

# CPR Workforce Roles in Primary Care – Headcount and FTE



GP Partners: <b>HC = 56</b> <b>FTE = 56</b>	GP Regular Locums: <b>HC = 13</b> <b>FTE = 6</b>	GP Retainers: <b>HC = 0</b> <b>FTE = 0</b>	GPs in Training Grades: <b>HC = 29</b> <b>FTE = 28</b>	Salaried GPs: <b>HC = 24</b> <b>FTE = 20</b>
---	--	--	---	--

**Key**  
HC = Head Count  
FTE = Full-Time Equivalent



Advanced Nurse Practitioners: <b>HC = 15</b> <b>FTE = 11</b>	Extended Role Practice Nurses: <b>HC = 1</b> <b>FTE = 1</b>	Nurse Dispensers: <b>HC = 1</b> <b>FTE = 0</b>	Nurse Specialists: <b>HC = 1</b> <b>FTE = 1</b>	Nursing Partners: <b>HC = 0</b> <b>FTE = 0</b>	Other Nurses: <b>HC = 0</b> <b>FTE = 0</b>	Practice Nurses: <b>HC = 37</b> <b>FTE = 24</b>	Trainee Nurses: <b>HC = 0</b> <b>FTE = 0</b>
--	---	--	---	--	--	---	--

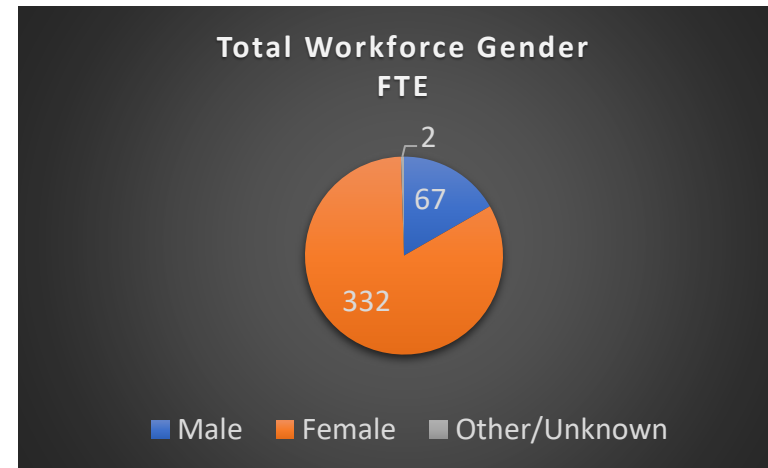
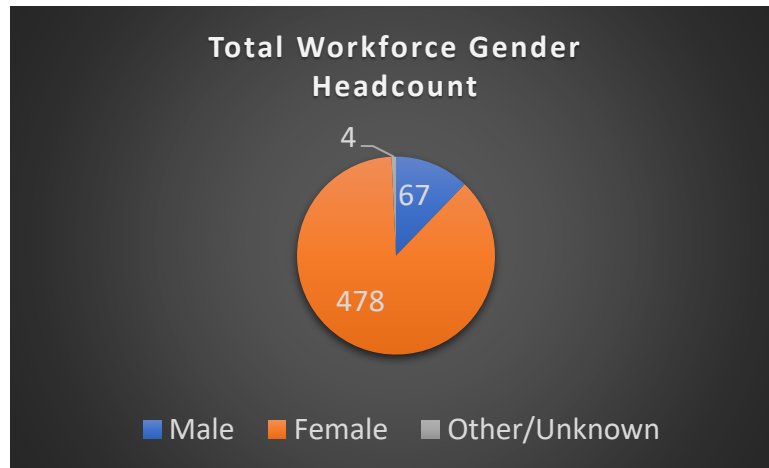
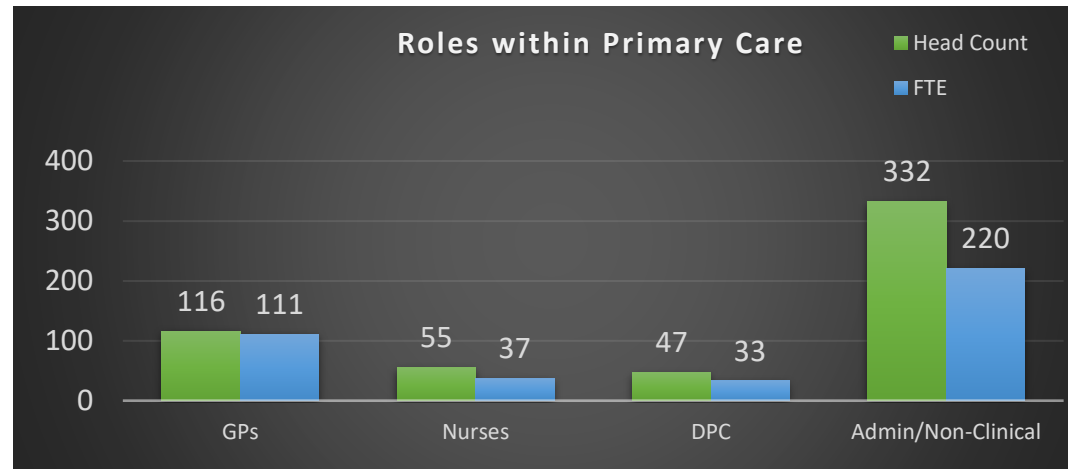


Advanced Paramedic Practitioners: <b>HC = 1</b> <b>FTE = 1</b>	Advanced Pharmacist Practitioners: <b>HC = 1</b> <b>FTE = 0</b>	Advanced Physiotherapist Practitioners: <b>HC = 0</b> <b>FTE = 0</b>	Apprentices: <b>HC = 0</b> <b>FTE = 0</b>	Dispensers: <b>HC = 0</b> <b>FTE = 0</b>	Health Support Workers: <b>HC = 0</b> <b>FTE = 0</b>	Health Care Assistants: <b>HC = 24</b> <b>FTE = 18</b>
Nursing Associates: <b>HC = 2</b> <b>FTE = 1</b>	Other Direct Patient Care: <b>HC = 1</b> <b>FTE = 1</b>	Paramedics: <b>HC = 1</b> <b>FTE = 1</b>	Pharmacists: <b>HC = 4</b> <b>FTE = 2</b>	Pharmacy Technicians: <b>HC = 0</b> <b>FTE = 0</b>	Phlebotomists: <b>HC = 11</b> <b>FTE = 6</b>	Physician Associates: <b>HC = 1</b> <b>FTE = 1</b>
Physiotherapists: <b>HC = 1</b> <b>FTE = 1</b>	Social Prescribing Link Workers: <b>HC = 0</b> <b>FTE = 0</b>	Therapists: <b>HC = 0</b> <b>FTE = 0</b>				



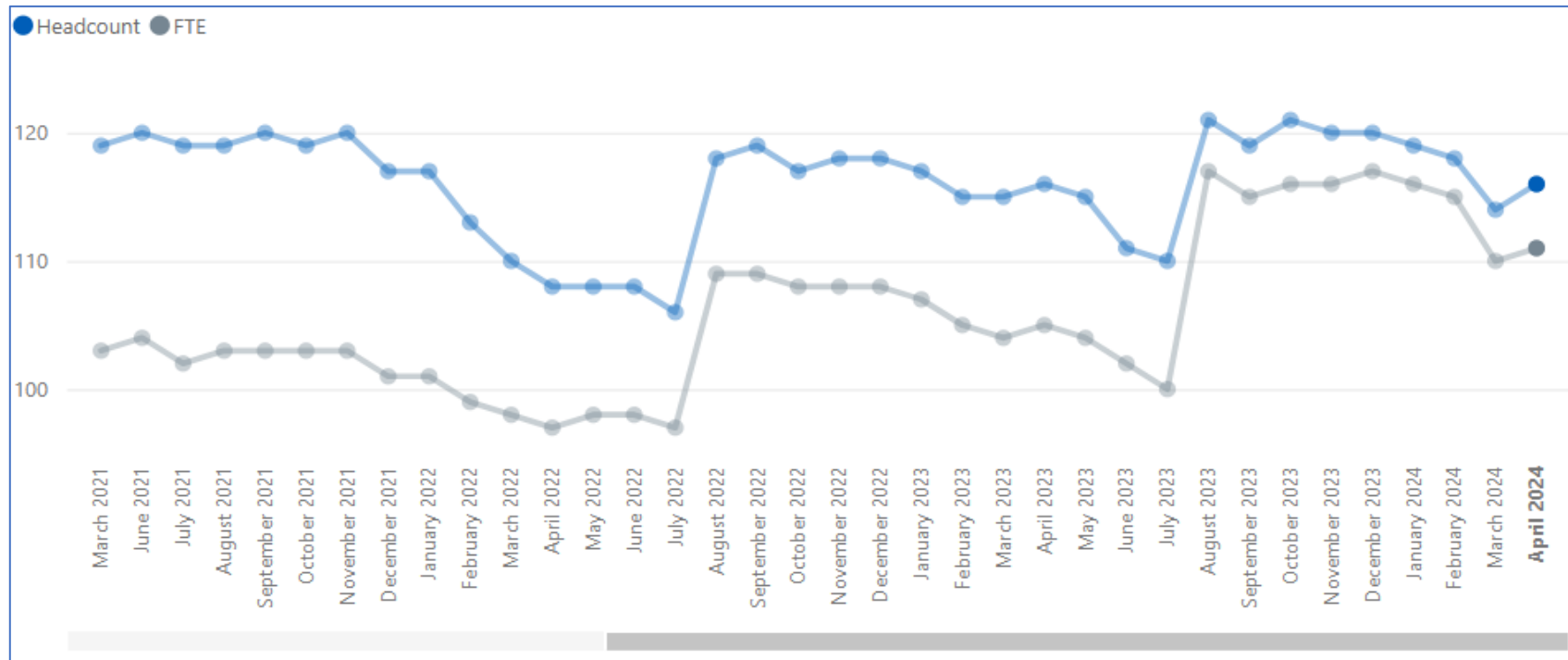
Apprentices: <b>HC = 1</b> <b>FTE = 1</b>	Estates & Ancillary: <b>HC = 2</b> <b>FTE = 2</b>	Management Partners: <b>HC = 2</b> <b>FTE = 2</b>	Managers: <b>HC = 25</b> <b>FTE = 23</b>	Medical Secretaries: <b>HC = 24</b> <b>FTE = 18</b>	Other Admin/Non-clinical: <b>HC = 57</b> <b>FTE = 40</b>	Receptionists: <b>HC = 221</b> <b>FTE = 133</b>	Telephonists: <b>HC = 1</b> <b>FTE = 1</b>
---	---	---	--	---	--	---	--

# CPR Demographics – Headcount and FTE





# CPR GP Trends – Headcount and FTE



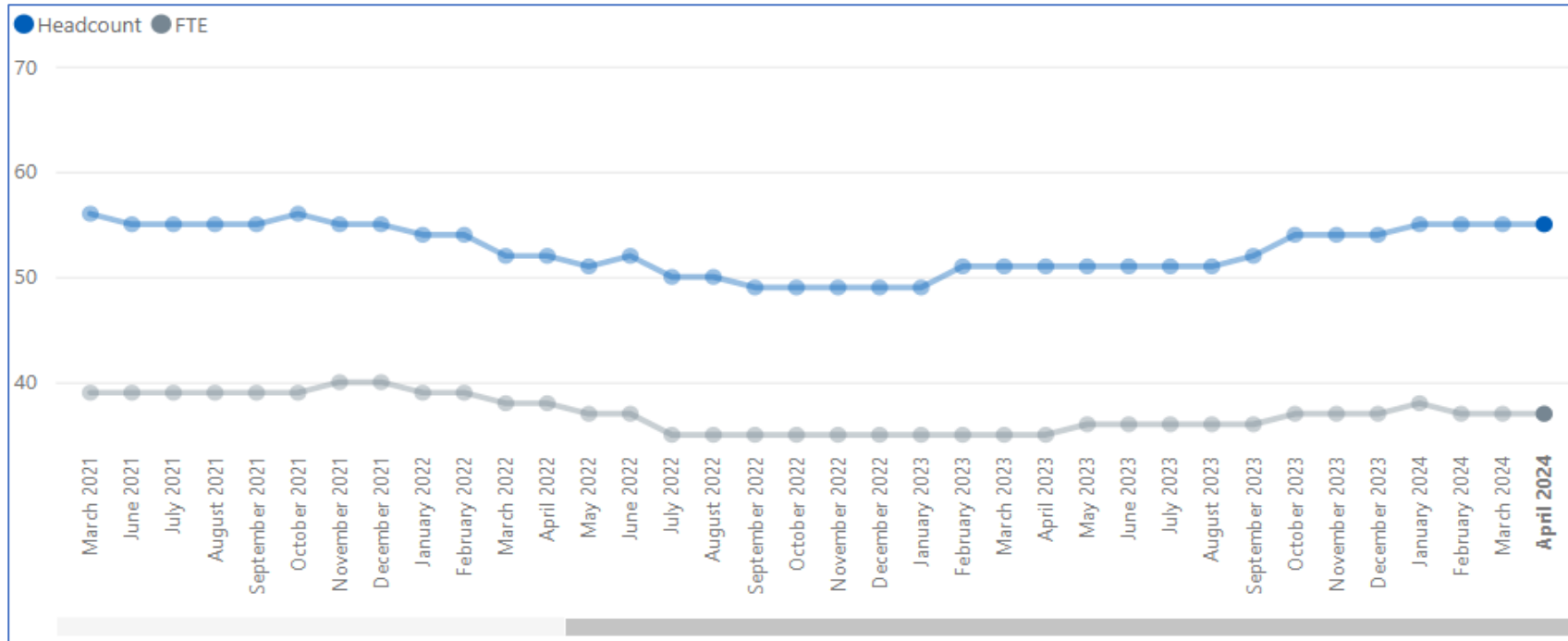
Head Count

116

FTE

111

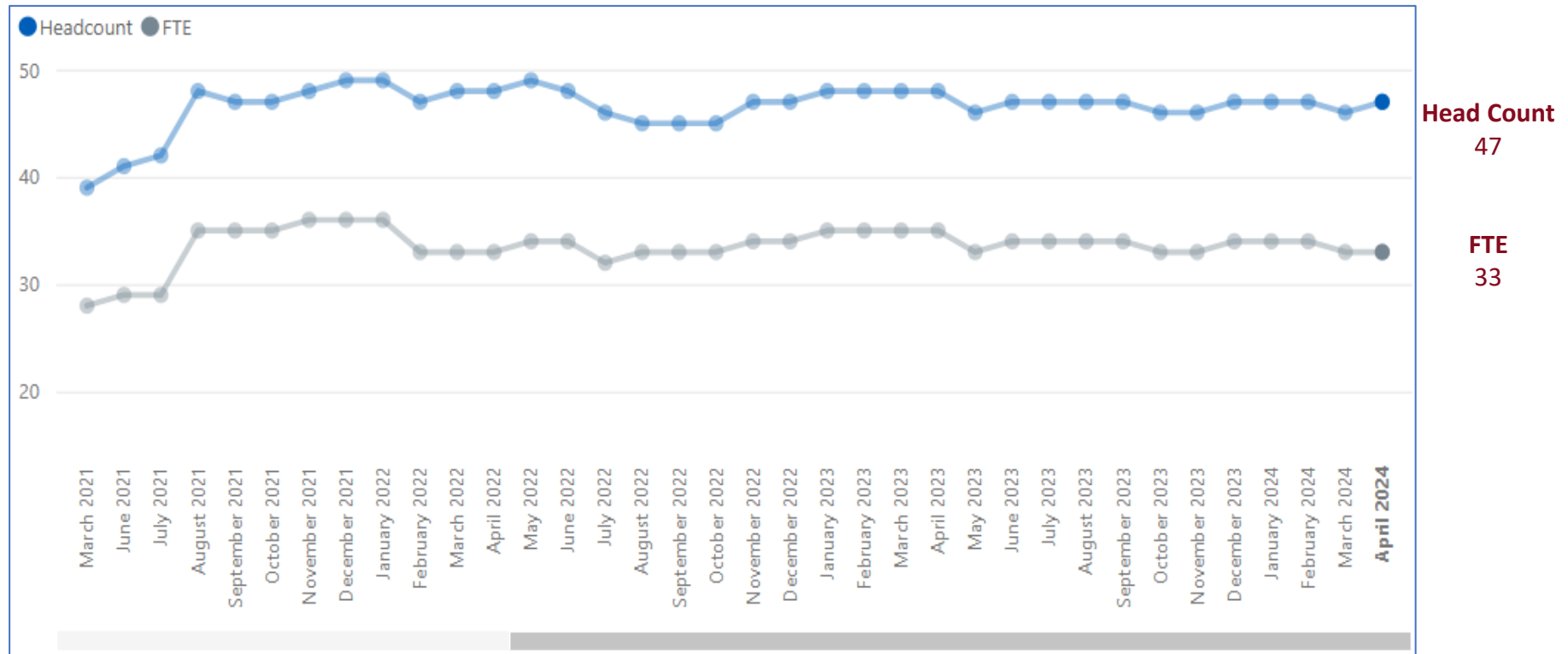
# CPR Nurses Trends – Headcount and FTE



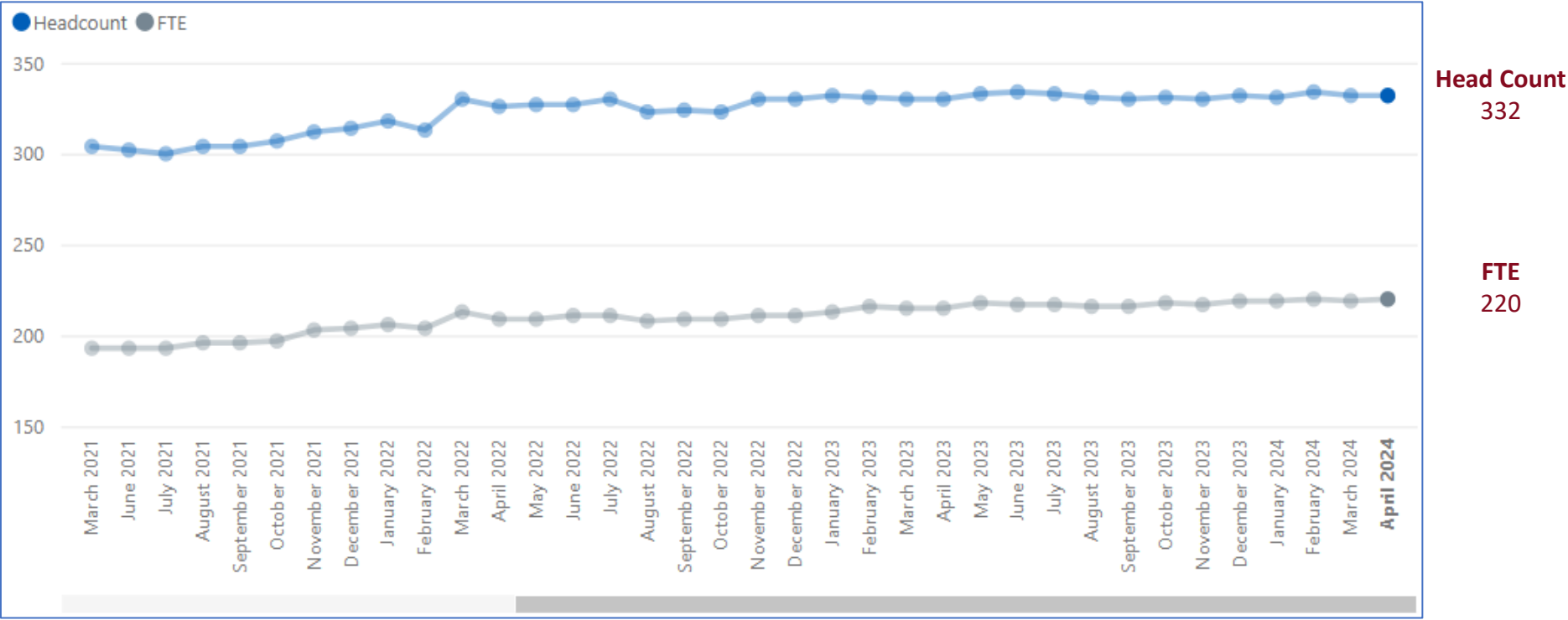
**Head Count**  
55

**FTE**  
37

# CPR Direct Patient Care Trends – Headcount and FTE



# CPR Administration/Non-Clinical Trends – Headcount and FTE



# Southend GP Practices Workforce Information

**April 2024**

# Southend Workforce Roles in Primary Care – Headcount and FTE



GP Partners:  
**HC = 50**  
**FTE = 46**

GP Regular Locums:  
**HC = 27**  
**FTE = 9**

GP Retainers:  
**HC = 1**  
**FTE = 0**

GPs in Training  
 Grades:  
**HC = 25**  
**FTE = 24**

Salaried  
 GPs:  
**HC = 41**  
**FTE = 25**

Key  
 HC = Head Count  
 FTE = Full-Time Equivalent



Advanced Nurse  
 Practitioners:  
**HC = 22**  
**FTE = 17**

Extended Role  
 Practice Nurses:  
**HC = 3**  
**FTE = 2**

Nurse  
 Dispensers:  
**HC = 0**  
**FTE = 0**

Nurse  
 Specialists:  
**HC = 2**  
**FTE = 1**

Nursing  
 Partners:  
**HC = 0**  
**FTE = 0**

Other  
 Nurses:  
**HC = 3**  
**FTE = 2**

Practice  
 Nurses:  
**HC = 52**  
**FTE = 29**

Trainee  
 Nurses:  
**HC = 1**  
**FTE = 1**



Advanced Paramedic  
 Practitioners:  
**HC = 0**  
**FTE = 0**

Advanced Pharmacist  
 Practitioners:  
**HC = 1**  
**FTE = 1**

Advanced Physiotherapist  
 Practitioners:  
**HC = 0**  
**FTE = 0**

Apprentices:  
**HC = 0**  
**FTE = 0**

Dispensers:  
**HC = 1**  
**FTE = 1**

General Practice  
 Assistants:  
**HC = 0**  
**FTE = 0**

Health Support  
 Workers:  
**HC = 2**  
**FTE = 2**

Health Care  
 Assistants:  
**HC = 29**  
**FTE = 16**

Nursing  
 Associates:  
**HC = 0**  
**FTE = 0**

Other Direct  
 Patient Care:  
**HC = 0**  
**FTE = 0**

Paramedics:  
**HC = 4**  
**FTE = 3**

Pharmacists:  
**HC = 9**  
**FTE = 8**

Pharmacy  
 Technicians:  
**HC = 0**  
**FTE = 0**

Phlebotomists:  
**HC = 0**  
**FTE = 0**

Physician  
 Associates:  
**HC = 8**  
**FTE = 7**

Physiotherapists:  
**HC = 2**  
**FTE = 2**

Podiatrists:  
**HC = 1**  
**FTE = 1**

Social Prescribing  
 Link Workers:  
**HC = 0**  
**FTE = 0**

Therapists:  
**HC = 0**  
**FTE = 0**



Apprentices:  
**HC = 2**  
**FTE = 2**

Estates  
 & Ancillary:  
**HC = 3**  
**FTE = 2**

Management  
 Partners:  
**HC = 0**  
**FTE = 0**

Managers:  
**HC = 40**  
**FTE = 33**

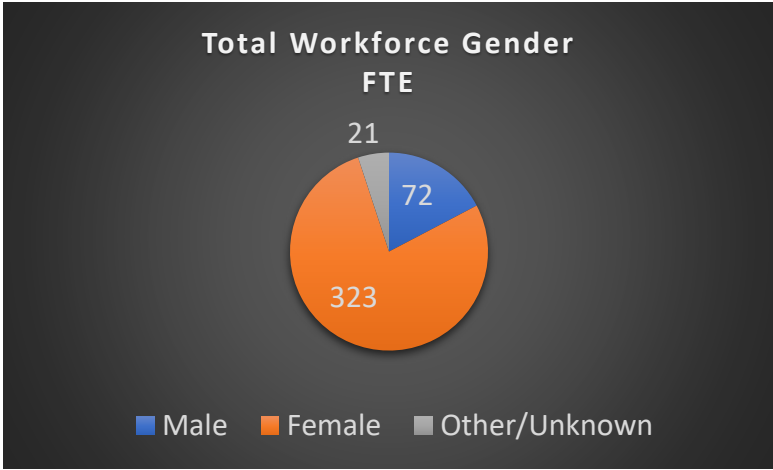
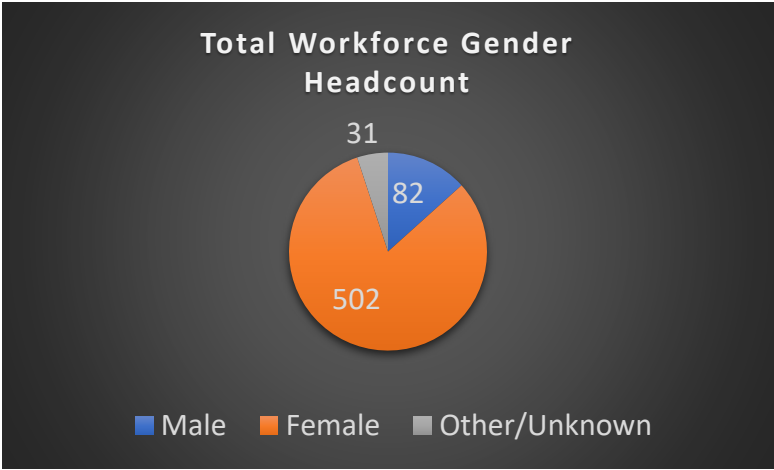
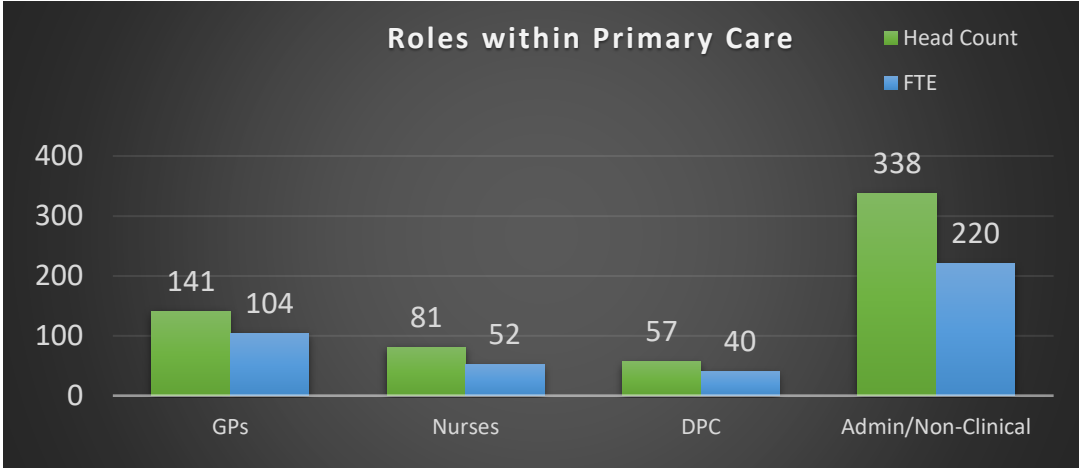
Medical  
 Secretaries:  
**HC = 32**  
**FTE = 20**

Other Admin/Non-  
 clinical:  
**HC = 55**  
**FTE = 39**

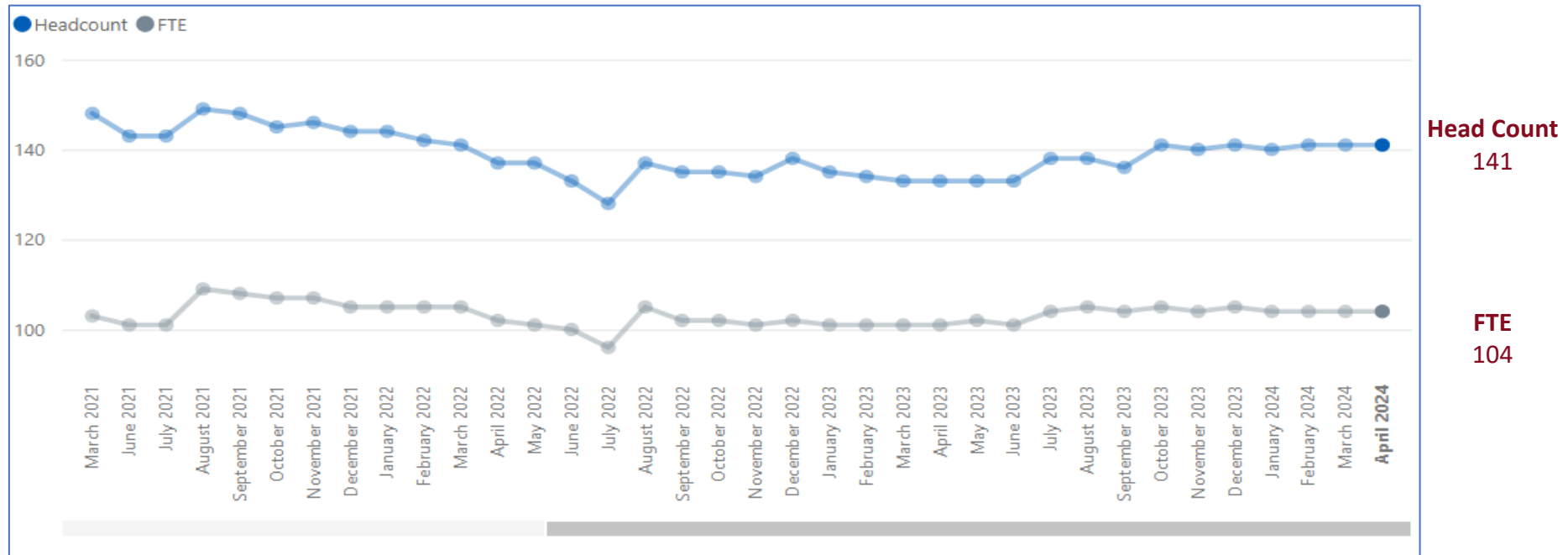
Receptionists:  
**HC = 205**  
**FTE = 123**

Telephonists:  
**HC = 1**  
**FTE = 1**

# Southend Demographics – Headcount and FTE

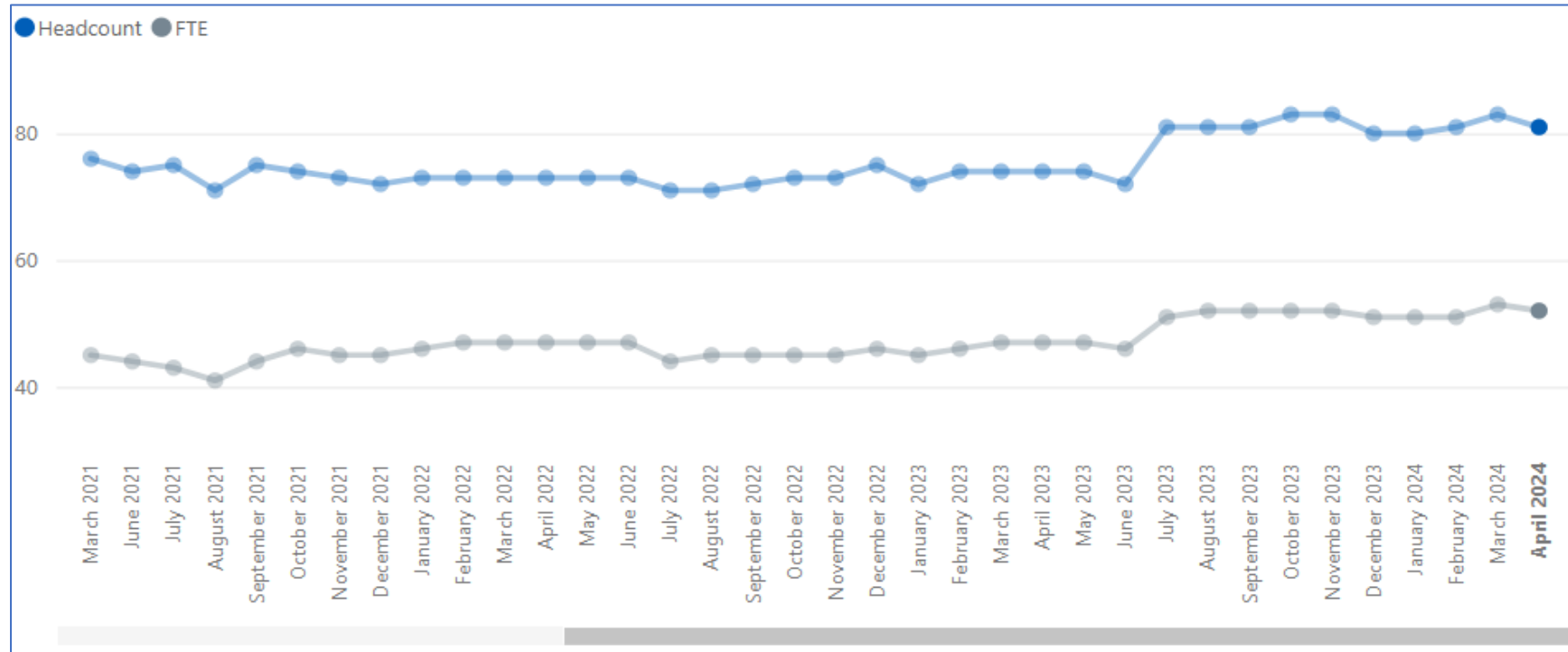


# Southend GP Trends – Headcount and FTE





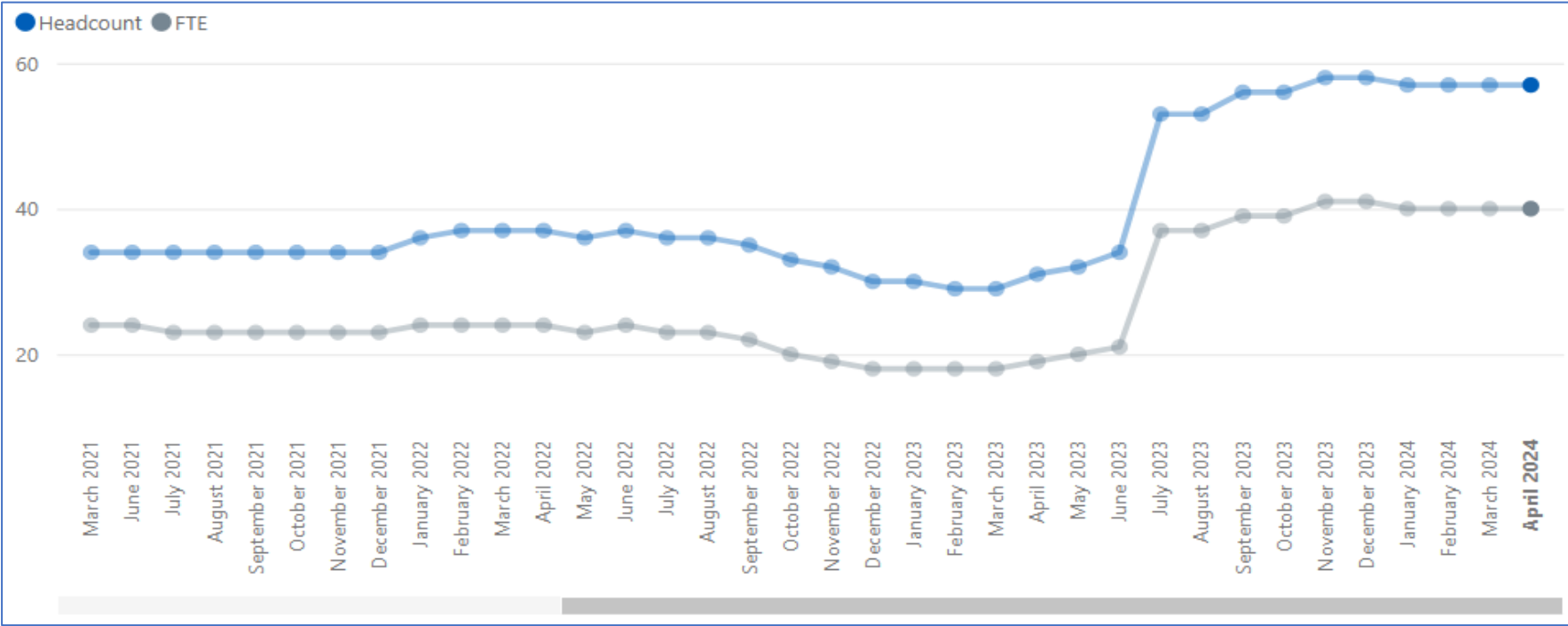
# Southend Nurses Trends – Headcount and FTE



Head Count  
81

FTE  
52

# Southend Direct Patient Care Trends – Headcount and FTE



Head Count  
57

FTE  
40

# Southend Administration/Non-Clinical Trends – Headcount and FTE

