

**Essex LMCs
GP Practices
Workforce Information
for
Ratio of Male and Female GP's**

February 2024

Index

Male : Female Ratio Data

- 3 - Summary
- 4 - Essex Overall
- 6 - North East Essex
- 8 - West Essex
- 10 - Mid Essex
- 12 - Basildon & Brentwood
- 14 - Thurrock
- 16 - Castle Point & Rochford (CPR)
- 18 - Southend

Summary

- This report presents data about male and female GPs working in Primary Care in Essex and each individual locality
- It is a snapshot of the male and female Primary Care GP workforce for February 2024
- Full Time Equivalent (FTE) is a standardised measure, 1.0 FTE equates to full-time work of 37.5 hours per week
- Headcount is the number of people working in a role
- NHS Digital is the source of the information
- A guide has been produced by NHS Digital for help with interpreting information with this document including:

Interpreting figures

Full-time equivalent (FTE) and headcount figures

Full-time equivalent calculations

Locum GPs





GPs in training

The guide for February 2024 is available here: [Using this publication - NDRS \(digital.nhs.uk\)](#)

Essex Overall
GP Workforce Information
Male : Female Ratio

February 2024





GPs in Essex Primary Care - Male : Female Ratio

	GP Partners	GP Regular Locums	GP Retainers	GPs in Training Grades	Salaried GPs
	Male HC = 326 FTE = 317	Male HC = 40 FTE = 20	Male HC = 2 FTE = 1	Male HC = 96 FTE = 97	Male HC = 89 FTE = 73
	Female HC = 218 FTE = 190	Female HC = 46 FTE = 19	Female HC = 8 FTE = 3	Female HC = 157 FTE = 143	Female HC = 259 FTE = 151
	Other/Unknown HC = 8 FTE = 7	Other/Unknown HC = 3 FTE = 1	Other/Unknown HC = 0 FTE = 0	Other/Unknown HC = 0 FTE = 0	Other/Unknown HC = 4 FTE = 2
	Head Count Male = 59.1% Female = 39.5% Oth/Unk = 1.4%	Head Count Male = 44.9% Female = 51.7% Oth/Unk = 3.4%	Head Count Male = 20% Female = 80% Oth/Unk = 0%	Head Count Male = 37.9% Female = 62.1% Oth/Unk = 0%	Head Count Male = 25.3% Female = 73.6% Oth/Unk = 1.1%
	FTE Male = 61.7% Female = 37% Oth/Unk = 1.3%	FTE Male = 50% Female = 47.5% Oth/Unk = 2.5%	FTE Male = 25% Female = 75% Oth/Unk = 0%	FTE Male = 40.4% Female = 59.6% Oth/Unk = 0%	FTE Male = 32.3% Female = 66.8% Oth/Unk = 0.9%

**North East Essex
GP Workforce Information
Male : Female Ratio**

February 2024





GP's in North East Essex Primary Care - Male : Female Ratio

	GP Partners	GP Regular Locums	GP Retainers	GPs in Training Grades	Salaried GPs
	Male HC = 56 FTE = 53	Male HC = 0 FTE = 0	Male HC = 0 FTE = 0	Male HC = 19 FTE = 18	Male HC = 15 FTE = 14
	Female HC = 44 FTE = 39	Female HC = 3 FTE = 1	Female HC = 2 FTE = 1	Female HC = 21 FTE = 19	Female HC = 48 FTE = 32
	Other/Unknown HC = 0 FTE = 0	Other/Unknown HC = 0 FTE = 0	Other/Unknown HC = 0 FTE = 0	Other/Unknown HC = 0 FTE = 0	Other/Unknown HC = 0 FTE = 0
	Head Count Male = 56% Female = 44% Oth/Unk = 0%	Head Count Male = 0% Female = 100% Oth/Unk = 0%	Head Count Male = 0% Female = 100% Oth/Unk = 0%	Head Count Male = 47.5% Female = 52.5% Oth/Unk = 0%	Head Count Male = 23.8% Female = 76.2% Oth/Unk = 0%
	FTE Male = 57.6% Female = 42.4% Oth/Unk = 0%	FTE Male = 0% Female = 100% Oth/Unk = 0%	FTE Male = 0% Female = 100% Oth/Unk = 0%	FTE Male = 48.6% Female = 51.4% Oth/Unk = 0%	FTE Male = 30.4% Female = 69.6% Oth/Unk = 0%

West Essex
GP Workforce Information
Male : Female Ratio

February 2024





GPs in West Essex Primary Care - Male : Female Ratio

	GP Partners	GP Regular Locums	GP Retainers	GPs in Training Grades	Salaried GPs
	Male HC = 66 FTE = 60	Male HC = 6 FTE = 4	Male HC = 2 FTE = 1	Male HC = 21 FTE = 22	Male HC = 17 FTE = 11
	Female HC = 25 FTE = 18	Female HC = 12 FTE = 3	Female HC = 3 FTE = 1	Female HC = 47 FTE = 42	Female HC = 55 FTE = 30
	Other/Unknown HC = 0 FTE = 0	Other/Unknown HC = 0 FTE = 0	Other/Unknown HC = 0 FTE = 0	Other/Unknown HC = 0 FTE = 0	Other/Unknown HC = 0 FTE = 0
	Head Count Male = 72.5% Female = 27.5% Oth/Unk = 0%	Head Count Male = 33.3% Female = 67.7% Oth/Unk = 0%	Head Count Male = 40% Female = 60% Oth/Unk = 0%	Head Count Male = 30.9% Female = 69.1% Oth/Unk = 0%	Head Count Male = 23.6% Female = 76.4% Oth/Unk = 0%
	FTE Male = 76.9% Female = 23.1% Oth/Unk = 0%	FTE Male = 57.1% Female = 42.9% Oth/Unk = 0%	FTE Male = 50% Female = 50% Oth/Unk = 0%	FTE Male = 34.4% Female = 65.6% Oth/Unk = 0%	FTE Male = 26.8% Female = 73.2% Oth/Unk = 0%

Mid Essex
GP Workforce Information
Male : Female Ratio

February 2024





GPs in Mid Essex Primary Care - Male : Female Ratio

	GP Partners	GP Regular Locums	GP Retainers	GPs in Training Grades	Salaried GPs
	Male HC = 57 FTE = 58	Male HC = 2 FTE = 1	Male HC = 0 FTE = 0	Male HC = 19 FTE = 19	Male HC = 15 FTE = 12
	Female HC = 58 FTE = 55	Female HC = 1 FTE = 1	Female HC = 0 FTE = 0	Female HC = 33 FTE = 30	Female HC = 77 FTE = 42
	Other/Unknown HC = 4 FTE = 3	Other/Unknown HC = 1 FTE = 0	Other/Unknown HC = 0 FTE = 0	Other/Unknown HC = 0 FTE = 0	Other/Unknown HC = 2 FTE = 1
	Head Count Male = 47.9% Female = 48.7% Oth/Unk = 3.4%	Head Count Male = 50% Female = 25% Oth/Unk = 25%	Head Count Male = 0% Female = 0% Oth/Unk = 0%	Head Count Male = 36.5% Female = 63.5% Oth/Unk = 0%	Head Count Male = 16% Female = 81.9% Oth/Unk = 2.1%
	FTE Male = 50% Female = 47.4% Oth/Unk = 2.6%	FTE Male = 50% Female = 50% Oth/Unk = 0%	FTE Male = 0% Female = 0% Oth/Unk = 0%	FTE Male = 38.8% Female = 61.2% Oth/Unk = 0%	FTE Male = 21.8% Female = 76.4% Oth/Unk = 1.8%

**Basildon & Brentwood
GP Workforce Information
Male : Female Ratio**

February 2024





GPs in Basildon & Brentwood Primary Care - Male : Female Ratio

	GP Partners	GP Regular Locums	GP Retainers	GPs in Training Grades	Salaried GPs
	Male HC = 60 FTE = 54	Male HC = 5 FTE = 2	Male HC = 0 FTE = 0	Male HC = 12 FTE = 12	Male HC = 12 FTE = 9
	Female HC = 36 FTE = 29	Female HC = 5 FTE = 2	Female HC = 1 FTE = 1	Female HC = 14 FTE = 13	Female HC = 24 FTE = 12
	Other/Unknown HC = 1 FTE = 1	Other/Unknown HC = 0 FTE = 0	Other/Unknown HC = 0 FTE = 0	Other/Unknown HC = 0 FTE = 0	Other/Unknown HC = 0 FTE = 0
	Head Count Male = 61.9% Female = 37.1% Oth/Unk = 1%	Head Count Male = 50% Female = 50% Oth/Unk = 0%	Head Count Male = 0% Female = 100% Oth/Unk = 0%	Head Count Male = 46.2% Female = 53.8% Oth/Unk = 0%	Head Count Male = 33.3% Female = 66.7% Oth/Unk = 0%
	FTE Male = 64.3% Female = 34.5% Oth/Unk = 1.2%	FTE Male = 50% Female = 50% Oth/Unk = 0%	FTE Male = 0% Female = 100% Oth/Unk = 0%	FTE Male = 48% Female = 52% Oth/Unk = 0%	FTE Male = 42.9% Female = 57.1% Oth/Unk = 0%

Thurrock
GP Workforce Information
Male : Female Ratio

February 2024

GPs in Thurrock Primary Care - Male : Female Ratio

	GP Partners	GP Regular Locums	GP Retainers	GPs in Training Grades	Salaried GPs
	Male HC = 25 FTE = 25	Male HC = 9 FTE = 6	Male HC = 0 FTE = 0	Male HC = 5 FTE = 5	Male HC = 9 FTE = 8
	Female HC = 16 FTE = 14	Female HC = 9 FTE = 5	Female HC = 1 FTE = 1	Female HC = 9 FTE = 9	Female HC = 15 FTE = 9
	Other/Unknown HC = 0 FTE = 0	Other/Unknown HC = 0 FTE = 0	Other/Unknown HC = 0 FTE = 0	Other/Unknown HC = 0 FTE = 0	Other/Unknown HC = 0 FTE = 0
	Head Count Male = 61% Female = 39% Oth/Unk = 0%	Head Count Male = 50% Female = 50% Oth/Unk = 0%	Head Count Male = 0% Female = 100% Oth/Unk = 0%	Head Count Male = 35.7% Female = 64.3% Oth/Unk = 0%	Head Count Male = 37.5% Female = 62.5% Oth/Unk = 0%
	FTE Male = 64.1% Female = 35.9% Oth/Unk = 0%	FTE Male = 54.5% Female = 45.5% Oth/Unk = 0%	FTE Male = 0% Female = 100% Oth/Unk = 0%	FTE Male = 35.7% Female = 64.3% Oth/Unk = 0%	FTE Male = 47.1% Female = 52.9% Oth/Unk = 0%





CPR

GP Workforce Information

Male : Female Ratio

February 2024





GPs in CPR Primary Care - Male : Female Ratio

	GP Partners	GP Regular Locums	GP Retainers	GPs in Training Grades	Salaried GPs
	Male HC = 33 FTE = 36	Male HC = 7 FTE = 3	Male HC = 0 FTE = 0	Male HC = 12 FTE = 12	Male HC = 10 FTE = 10
	Female HC = 25 FTE = 23	Female HC = 5 FTE = 3	Female HC = 0 FTE = 0	Female HC = 16 FTE = 16	Female HC = 16 FTE = 12
	Other/Unknown HC = 0 FTE = 0	Other/Unknown HC = 0 FTE = 0	Other/Unknown HC = 0 FTE = 0	Other/Unknown HC = 0 FTE = 0	Other/Unknown HC = 0 FTE = 0
	Head Count Male = 56.9% Female = 43.1% Oth/Unk = 0%	Head Count Male = 58.3% Female = 41.7% Oth/Unk = 0%	Head Count Male = 0% Female = 0% Oth/Unk = 0%	Head Count Male = 42.9% Female = 57.1% Oth/Unk = 0%	Head Count Male = 38.5% Female = 61.5% Oth/Unk = 0%
	FTE Male = 61% Female = 39% Oth/Unk = 0%	FTE Male = 50% Female = 50% Oth/Unk = 0%	FTE Male = 0% Female = 0% Oth/Unk = 0%	FTE Male = 42.9% Female = 57.1% Oth/Unk = 0%	FTE Male = 45.5% Female = 54.5% Oth/Unk = 0%

Southend
GP Workforce Information
Male : Female Ratio

February 2024

GPs in Southend Primary Care - Male : Female Ratio

	GP Partners	GP Regular Locums	GP Retainers	GPs in Training Grades	Salaried GPs
	Male HC = 31 FTE = 31	Male HC = 12 FTE = 5	Male HC = 0 FTE = 0	Male HC = 8 FTE = 8	Male HC = 13 FTE = 10
	Female HC = 16 FTE = 12	Female HC = 12 FTE = 4	Female HC = 1 FTE = 0	Female HC = 17 FTE = 15	Female HC = 27 FTE = 15
	Other/Unknown HC = 3 FTE = 3	Other/Unknown HC = 2 FTE = 1	Other/Unknown HC = 0 FTE = 0	Other/Unknown HC = 0 FTE = 0	Other/Unknown HC = 2 FTE = 1
	Head Count Male = 62% Female = 32% Oth/Unk = 6%	Head Count Male = 46.2% Female = 46.2% Oth/Unk = 7.6%	Head Count Male = 0% Female = 100% Oth/Unk = 0%	Head Count Male = 32% Female = 68% Oth/Unk = 0%	Head Count Male = 31% Female = 64.3% Oth/Unk = 4.7%
	FTE Male = 70.2% Female = 23.4% Oth/Unk = 6.4%	FTE Male = 50% Female = 40% Oth/Unk = 10%	FTE Male = 0% Female = 0% Oth/Unk = 0%	FTE Male = 34.8% Female = 65.2% Oth/Unk = 0%	FTE Male = 38.5% Female = 57.7% Oth/Unk = 3.8%