

Essex
GP Practices
Workforce Information

February 2024

Index

| | |
|----|-------------------------|
| 3 | Summary |
| 4 | Essex Overall |
| 11 | North East Essex |
| 18 | West Essex |
| 25 | Mid Essex |
| 32 | Basildon & Brentwood |
| 39 | Thurrock |
| 46 | Castle Point & Rochford |
| 53 | Southend |

Summary

- The first part of this report presents data for GPs, Nurses, Direct Patient Care and Admin/Non-Clinical staff working in Primary Care in Essex
- It is a snapshot of the Essex Primary Care workforce for February 2024
- Full Time Equivalent (FTE) is a standardised measure, 1.0 FTE equates to full-time work of 37.5 hours per week
- Headcount is the number of people working in a role
- NHS Digital is the source of the information

Essex GP Practices Workforce Information

February 2024

Essex Workforce Roles in Primary Care – Headcount and FTE



Doctors

| | | | | |
|---|---|---|---|--|
| GP Partners: HC = 552 FTE = 513 | GP Regular Locums: HC = 89 FTE = 40 | GP Retainers: HC = 10 FTE = 4 | GPs in Training Grades: HC = 253 FTE = 240 | Salaried GPs: HC = 352 FTE = 226 |
|---|---|---|---|--|

Key
 HC = Head Count
 FTE = Full-Time Equivalent



Nurses

| | | | | | | | |
|--|---|--|--|--|---|---|--|
| Advanced Nurse Practitioners: HC = 203 FTE = 156 | Extended Role Practice Nurses: HC = 15 FTE = 10 | Nurse Dispensers: HC = 3 FTE = 2 | Nurse Specialists: HC = 14 FTE = 9 | Nursing Partners: HC = 1 FTE = 1 | Other Nurses: HC = 11 FTE = 8 | Practice Nurses: HC = 483 FTE = 322 | Trainee Nurses: HC = 4 FTE = 3 |
|--|---|--|--|--|---|---|--|



Direct Patient Care

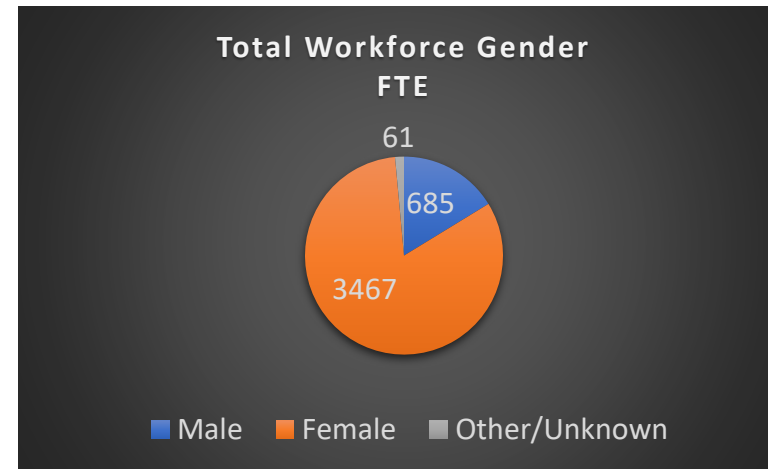
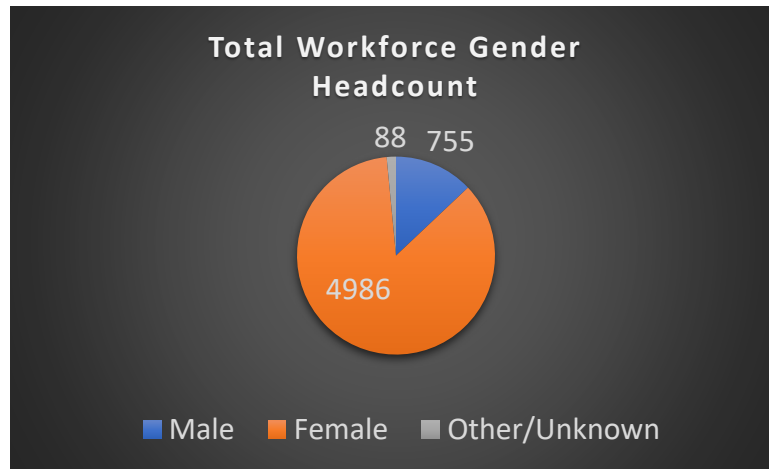
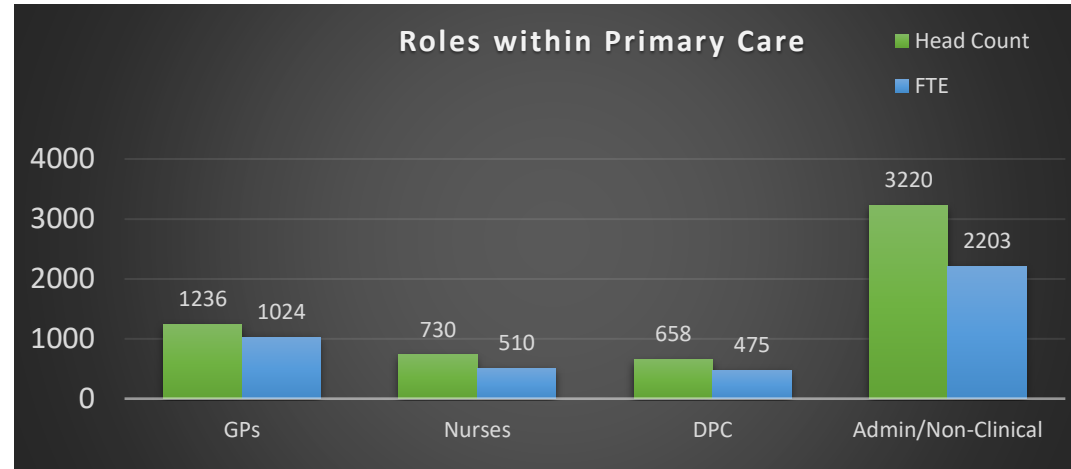
| | | | | | | |
|---|---|--|---|---|---|--|
| Advanced Paramedic Practitioners: HC = 10 FTE = 9 | Advanced Pharmacist Practitioners: HC = 13 FTE = 10 | Advanced Physiotherapist Practitioners: HC = 1 FTE = 1 | Apprentices: HC = 2 FTE = 2 | Dispensers: HC = 146 FTE = 107 | General Practice Assistants: HC = 5 FTE = 4 | Health Support Workers: HC = 5 FTE = 3 |
| Health Care Assistants: HC = 279 FTE = 191 | IAPT Staff: HC = 0 FTE = 0 | Nursing Associates: HC = 8 FTE = 4 | Other Direct Patient Care: HC = 18 FTE = 11 | Paramedics: HC = 32 FTE = 29 | Pharmacists: HC = 69 FTE = 50 | Pharmacy Technicians: HC = 7 FTE = 5 |
| Phlebotomists: HC = 32 FTE = 19 | Physician Associates: HC = 25 FTE = 21 | Physiotherapists: HC = 4 FTE = 4 | Podiatrists: HC = 1 FTE = 1 | Social Prescribing Link Workers: HC = 2 FTE = 2 | Therapists: HC = 0 FTE = 0 | Trainee Nursing Associates: HC = 1 FTE = 1 |



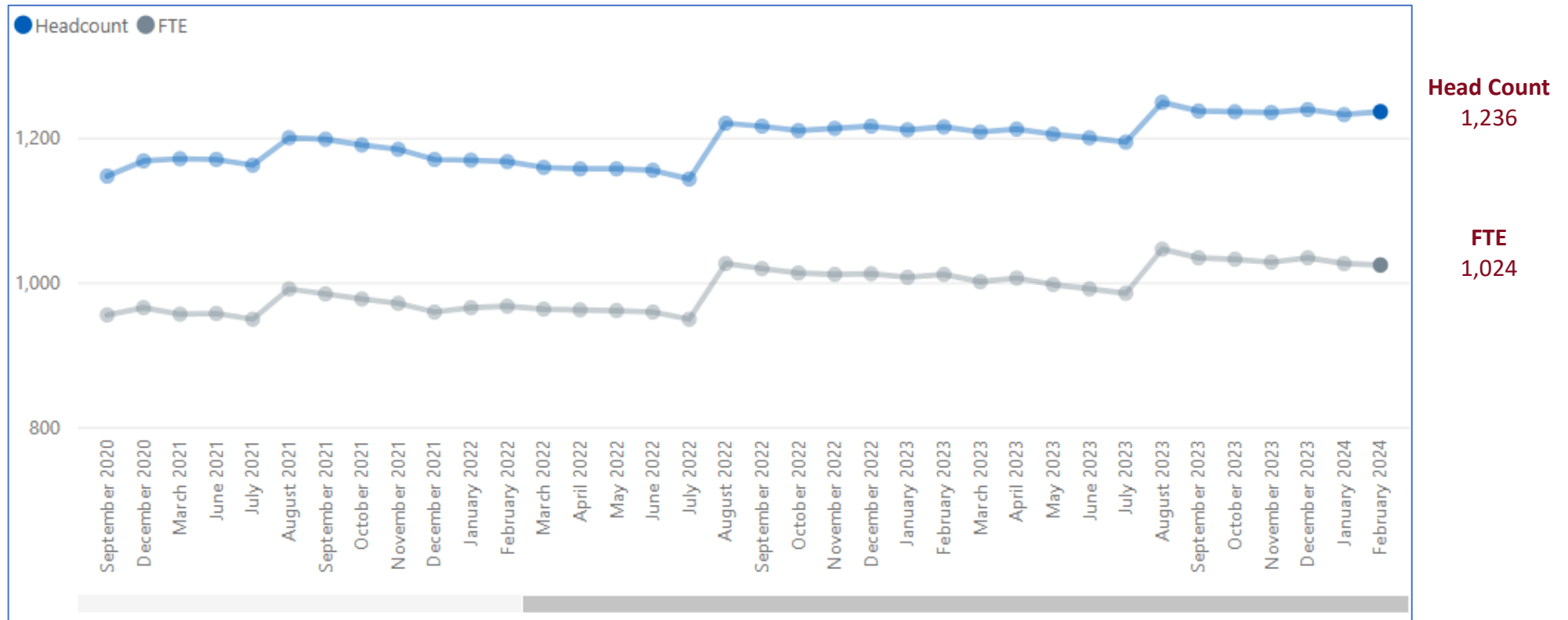
Administration

| | | | | | | | | |
|---|--|---|---|--|---|--|---|---|
| Apprentices: HC = 15 FTE = 14 | Digital Transformation Leads: HC = 1 FTE = 0 | Estates & Ancillary: HC = 22 FTE = 10 | Management Partners: HC = 13 FTE = 12 | Managers: HC = 312 FTE = 273 | Medical Secretaries: HC = 310 FTE = 214 | Other Admin/Non-clinical: HC = 709 FTE = 487 | Receptionists: HC = 1849 FTE = 1186 | Telephonists: HC = 11 FTE = 7 |
|---|--|---|---|--|---|--|---|---|

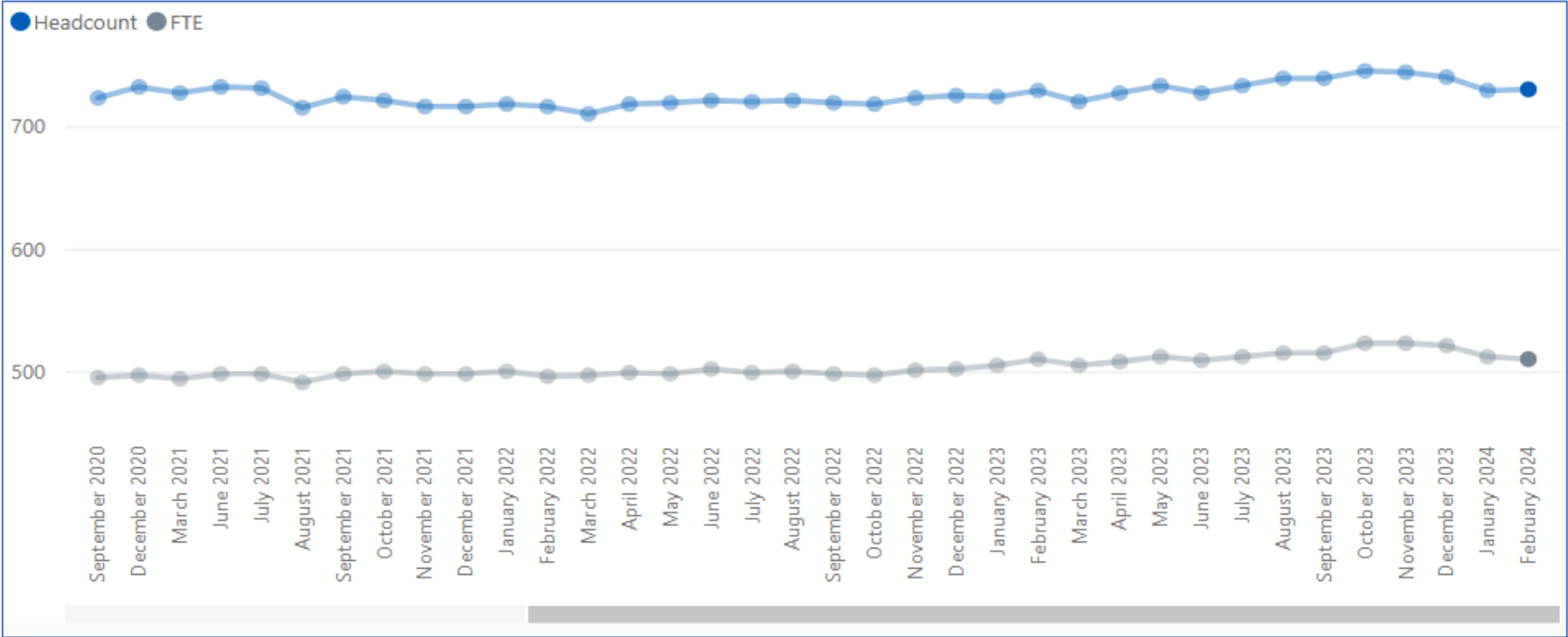
Essex Demographics – Headcount and FTE



Essex GP Trends – Headcount and FTE



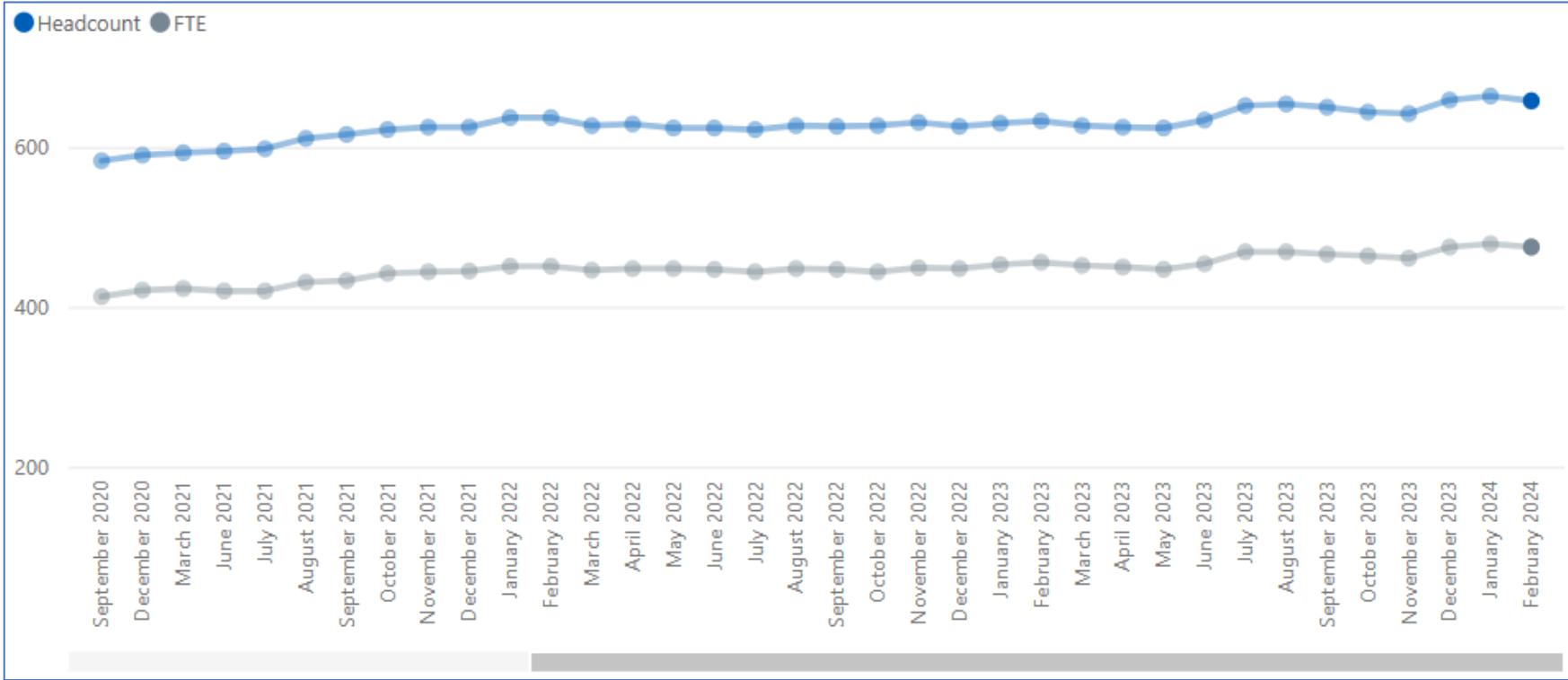
Nurses Trends – Headcount and FTE



Head Count
730

FTE
510

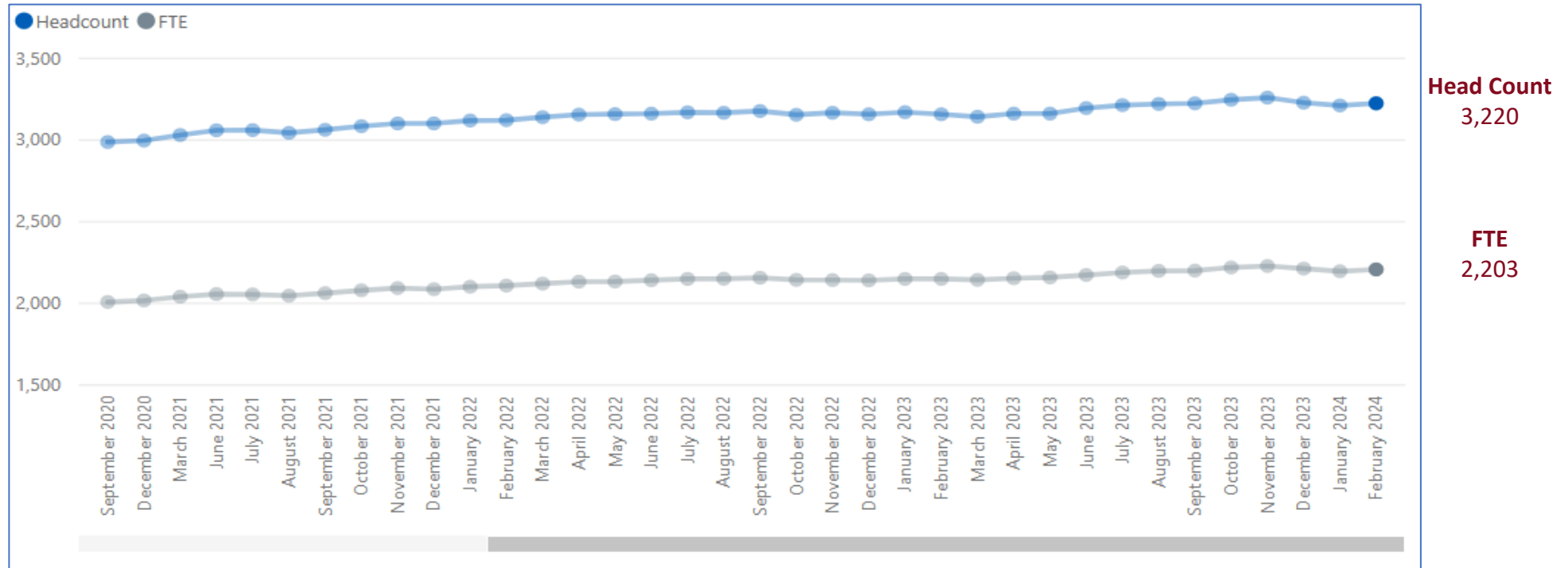
Direct Patient Care Trends – Headcount and FTE



Head Count
658

FTE
475

Administration/Non-Clinical Trends – Headcount and FTE



North East Essex GP Practices Workforce Information

February 2024

North East Essex Workforce Roles in Primary Care – Headcount and FTE



Doctors

| | | | | |
|--|---|--|---|--|
| GP Partners: HC = 100 FTE = 91 | GP Regular Locums: HC = 3 FTE = 1 | GP Retainers: HC = 2 FTE = 1 | GPs in Training Grades: HC = 40 FTE = 37 | Salaried GPs: HC = 63 FTE = 46 |
|--|---|--|---|--|

Key
 HC = Head Count
 FTE = Full-Time Equivalent



Nurses

| | | | | | | | |
|--|---|--|--|--|--|--|--|
| Advanced Nurse Practitioners: HC = 65 FTE = 51 | Extended Role Practice Nurses: HC = 7 FTE = 4 | Nurse Dispensers: HC = 1 FTE = 1 | Nurse Specialists: HC = 10 FTE = 7 | Nursing Partners: HC = 0 FTE = 0 | Other Nurses: HC = 4 FTE = 3 | Practice Nurses: HC = 100 FTE = 73 | Trainee Nurses: HC = 0 FTE = 0 |
|--|---|--|--|--|--|--|--|



Direct Patient Care

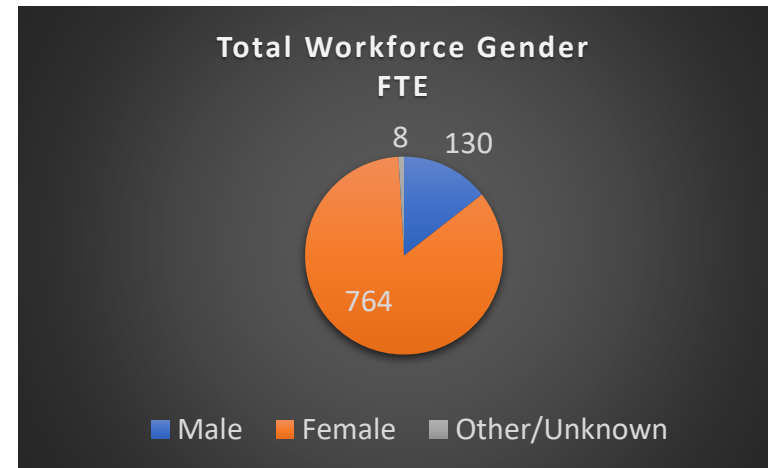
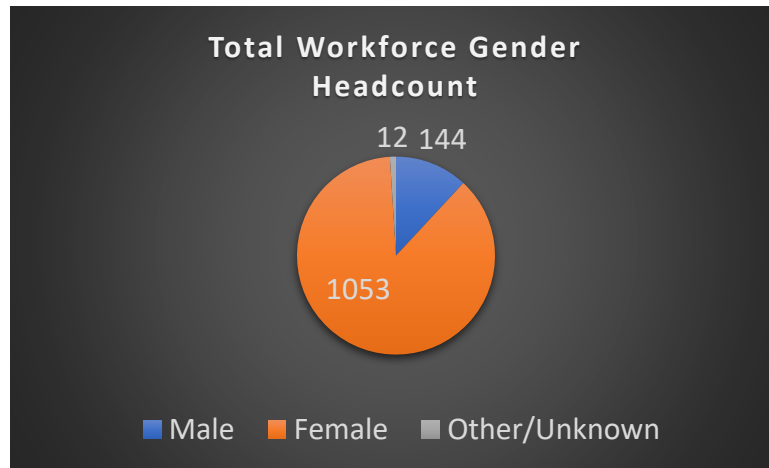
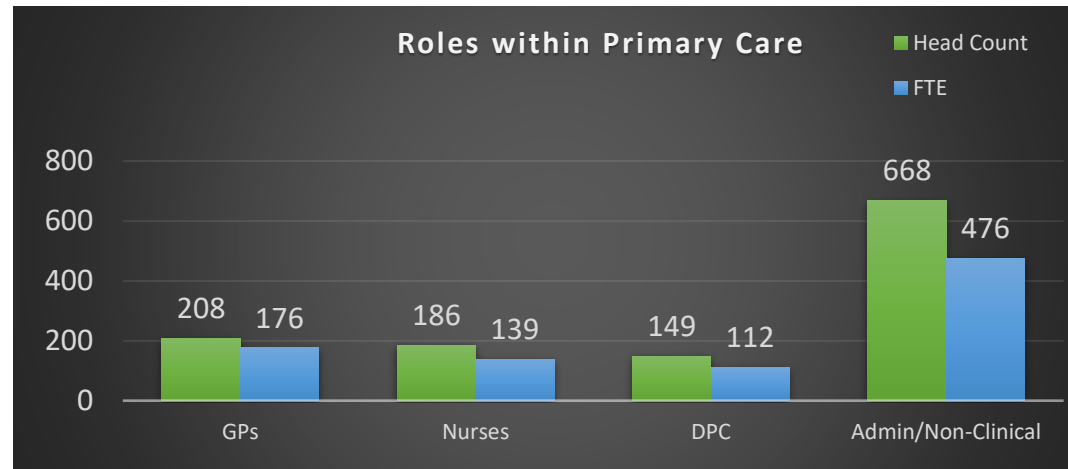
| | | | | | | |
|--|---|--|---|--|---|--|
| Advanced Paramedic Practitioners: HC = 4 FTE = 3 | Advanced Pharmacist Practitioners: HC = 0 FTE = 0 | Advanced Physiotherapist Practitioners: HC = 0 FTE = 0 | Apprentices: HC = 0 FTE = 0 | Dispensers: HC = 23 FTE = 16 | General Practice Assistants: HC = 1 FTE = 1 | Health Support Workers: HC = 1 FTE = 0 |
| Health Care Assistants: HC = 71 FTE = 53 | IAPT Staff: HC = 0 FTE = 0 | Nursing Associates: HC = 3 FTE = 2 | Other Direct Patient Care: HC = 3 FTE = 2 | Paramedics: HC = 16 FTE = 15 | Pharmacists: HC = 9 FTE = 7 | Pharmacy Technicians: HC = 4 FTE = 3 |
| Phlebotomists: HC = 14 FTE = 9 | Physician Associates: HC = 0 FTE = 0 | Physiotherapists: HC = 0 FTE = 0 | Social Prescribing Link Workers: HC = 0 FTE = 0 | Therapists: HC = 0 FTE = 0 | | |



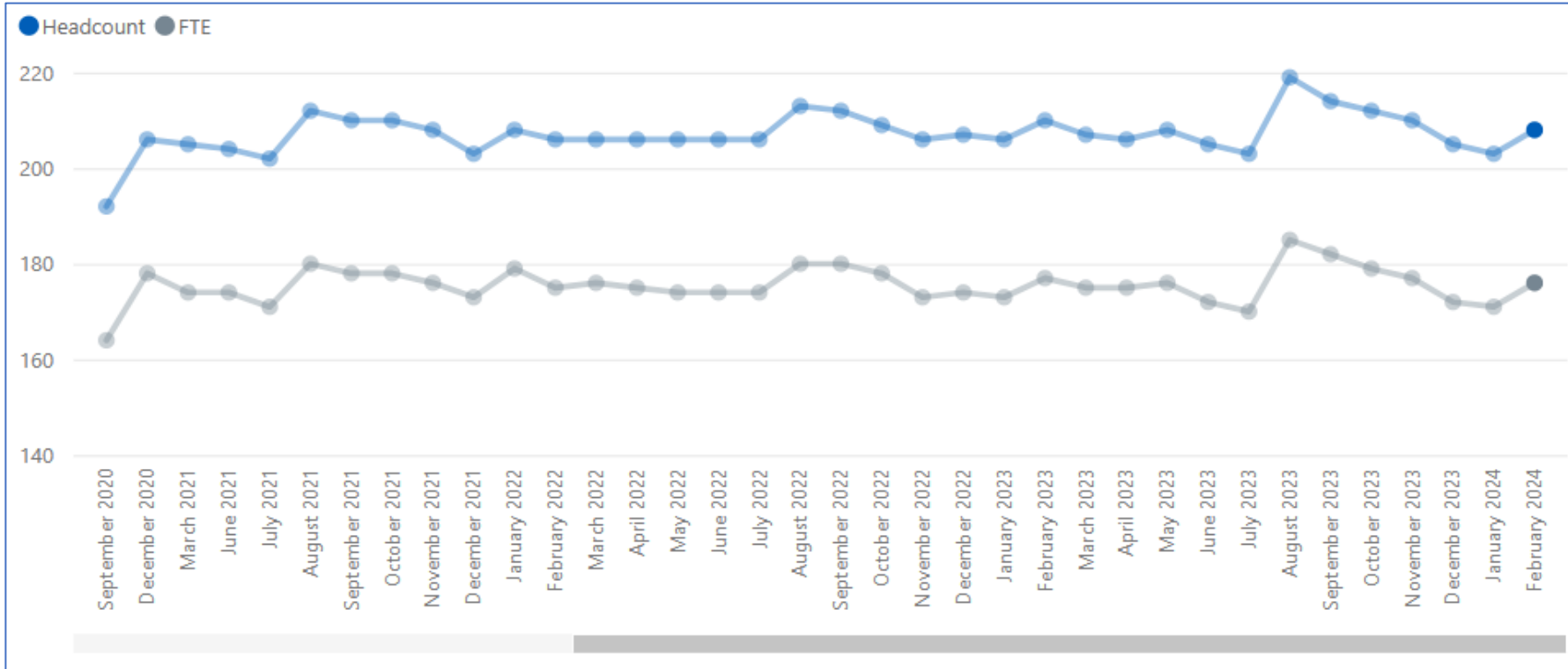
Administration

| | | | | | | | |
|---|---|---|--|---|--|---|--|
| Apprentices: HC = 7 FTE = 7 | Estates & Ancillary: HC = 4 FTE = 2 | Management Partners: HC = 1 FTE = 1 | Managers: HC = 62 FTE = 55 | Medical Secretaries: HC = 58 FTE = 43 | Other Admin/Non-clinical: HC = 184 FTE = 125 | Receptionists: HC = 349 FTE = 239 | Telephonists: HC = 6 FTE = 4 |
|---|---|---|--|---|--|---|--|

North East Essex Demographics – Headcount and FTE



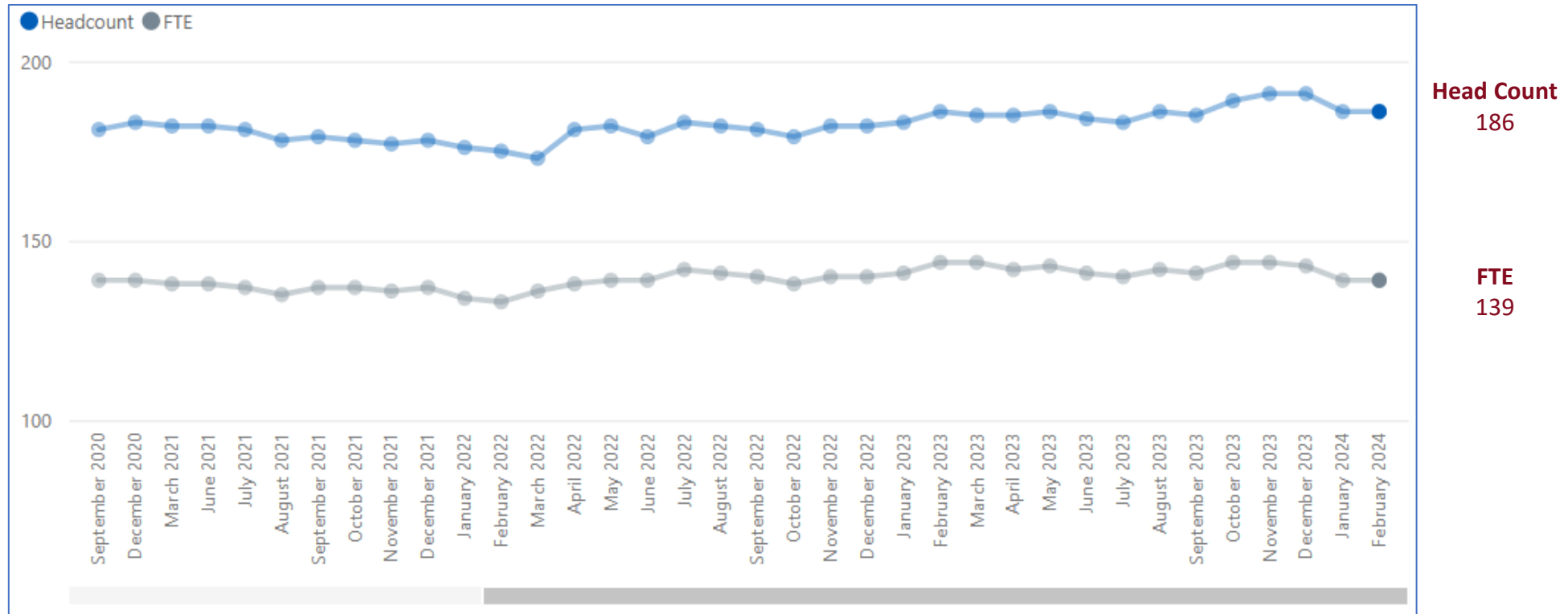
North East Essex GP Trends – Headcount and FTE



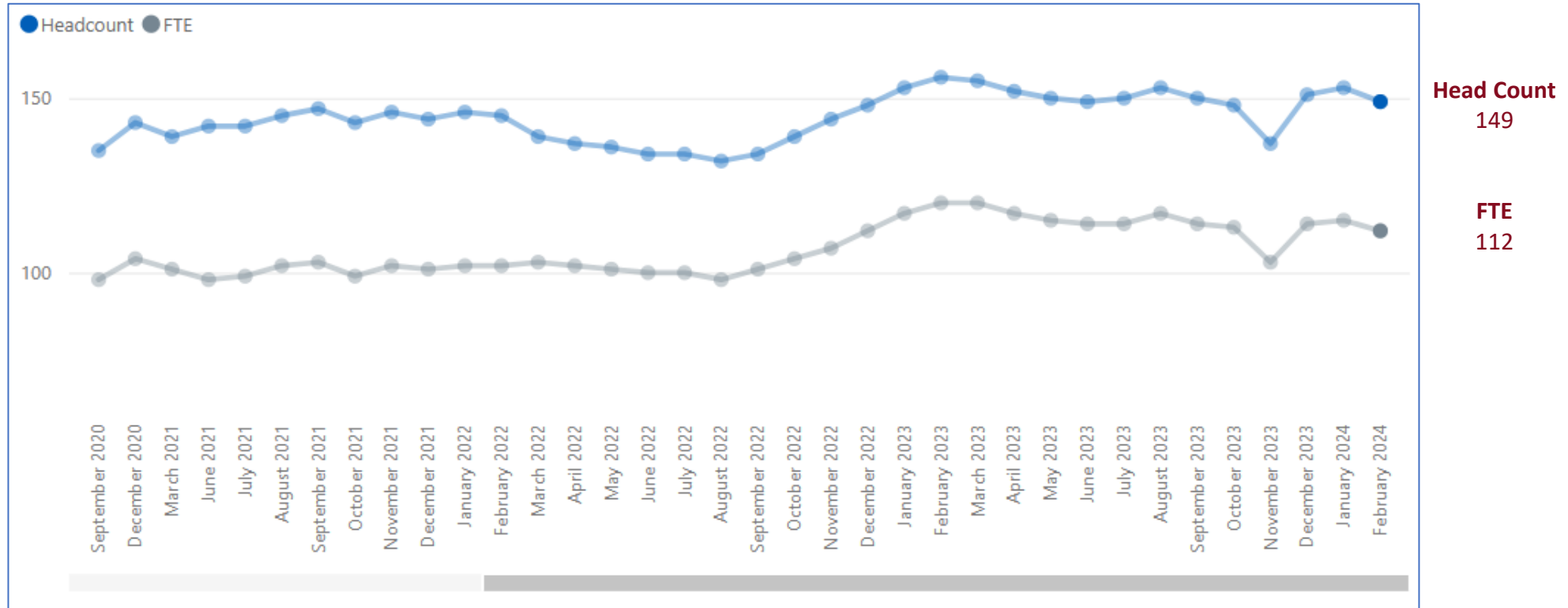
Head Count
208

FTE
176

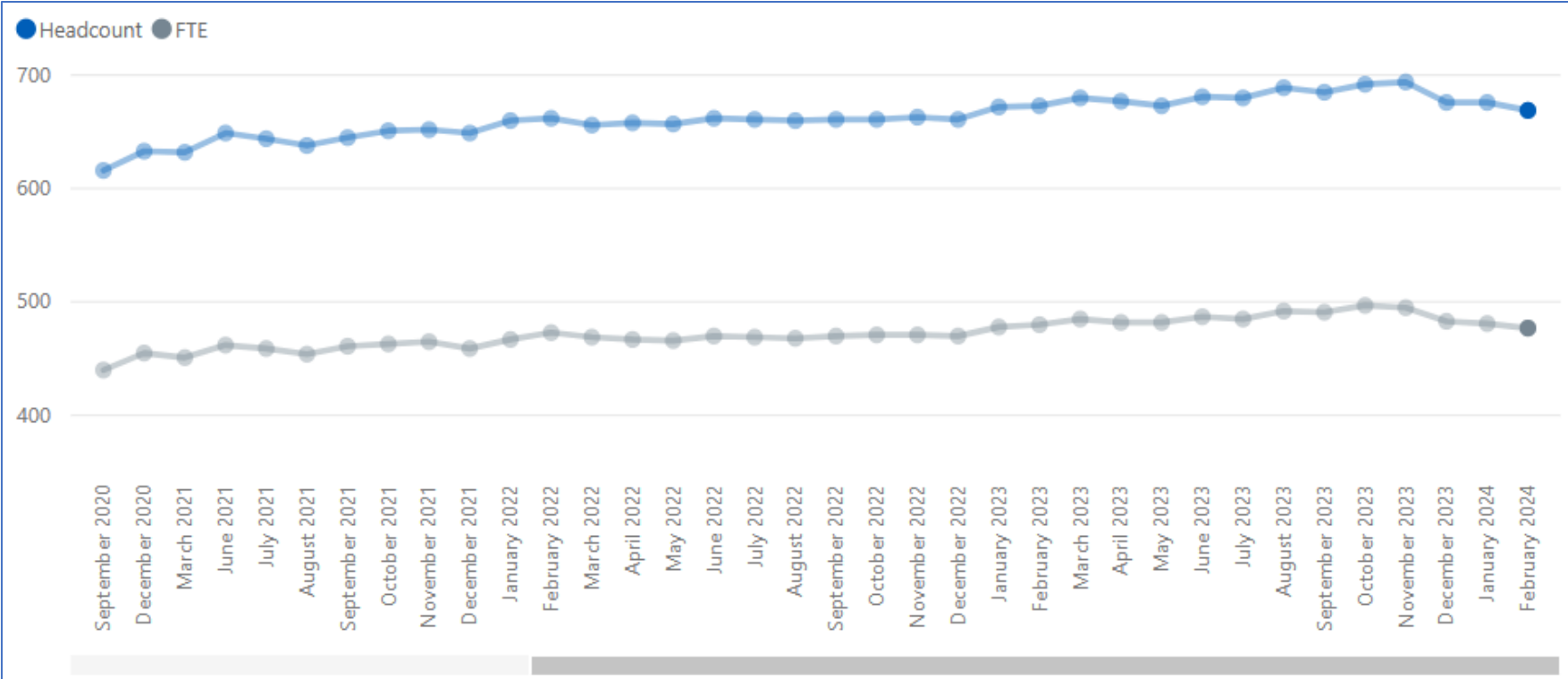
North East Essex Nurses Trends – Headcount and FTE



North East Essex Direct Patient Care Trends – Headcount and FTE



North East Essex Administration/Non-Clinical Trends – Headcount and FTE



Head Count
668

FTE
476

West Essex GP Practices Workforce Information

February 2024

West Essex Workforce Roles in Primary Care – Headcount and FTE



Doctors

| | | | | |
|---|--|--|---|--|
| GP Partners: HC = 91 FTE = 79 | GP Regular Locums: HC = 18 FTE = 7 | GP Retainers: HC = 5 FTE = 2 | GPs in Training Grades: HC = 68 FTE = 64 | Salaried GPs: HC = 72 FTE = 40 |
|---|--|--|---|--|

Key
HC = Head Count
FTE = Full-Time Equivalent



Nurses

| | | | | | | | |
|--|---|--|---|--|--|---|--|
| Advanced Nurse Practitioners: HC = 25 FTE = 19 | Extended Role Practice Nurses: HC = 0 FTE = 0 | Nurse Dispensers: HC = 0 FTE = 0 | Nurse Specialists: HC = 1 FTE = 0 | Nursing Partners: HC = 1 FTE = 1 | Other Nurses: HC = 0 FTE = 0 | Practice Nurses: HC = 67 FTE = 48 | Trainee Nurses: HC = 0 FTE = 0 |
|--|---|--|---|--|--|---|--|



Direct Patient Care

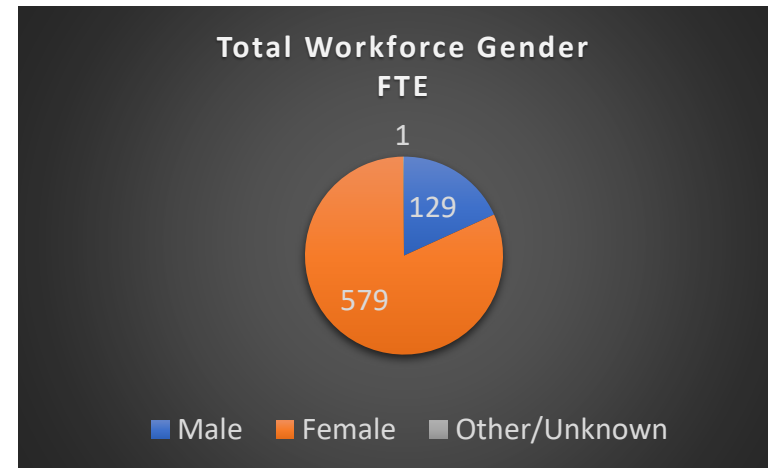
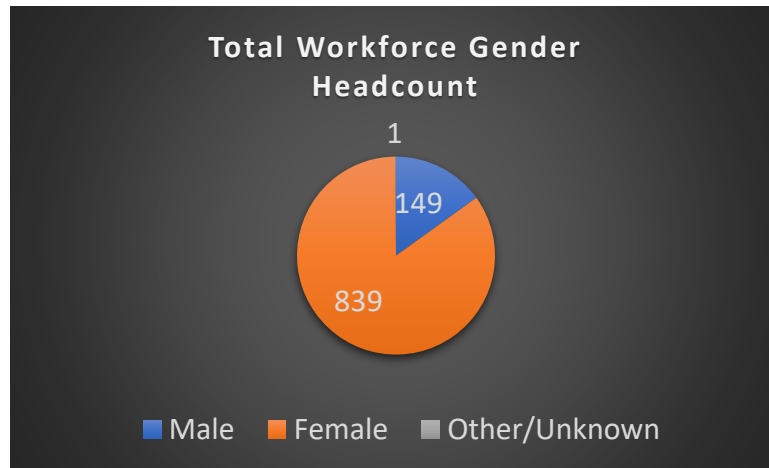
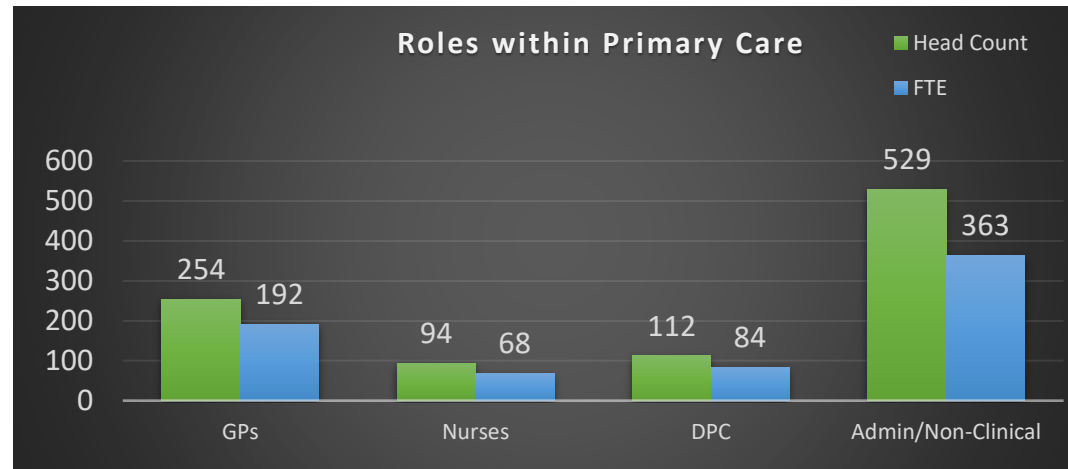
| | | | | | | |
|--|---|--|---|--|---|--|
| Advanced Paramedic Practitioners: HC = 3 FTE = 3 | Advanced Pharmacist Practitioners: HC = 2 FTE = 2 | Advanced Physiotherapist Practitioners: HC = 0 FTE = 0 | Apprentices: HC = 0 FTE = 0 | Dispensers: HC = 33 FTE = 25 | General Practice Assistants: HC = 2 FTE = 2 | Health Support Workers: HC = 2 FTE = 1 |
| Health Care Assistants: HC = 52 FTE = 36 | Nursing Associates: HC = 0 FTE = 0 | Other Direct Patient Care: HC = 2 FTE = 2 | Paramedics: HC = 5 FTE = 5 | Pharmacists: HC = 8 FTE = 5 | Pharmacy Technicians: HC = 0 FTE = 0 | Phlebotomists: HC = 1 FTE = 1 |
| Physician Associates: HC = 0 FTE = 0 | Physiotherapists: HC = 0 FTE = 0 | Social Prescribing Link Workers: HC = 2 FTE = 2 | Therapists: HC = 0 FTE = 0 | | | |



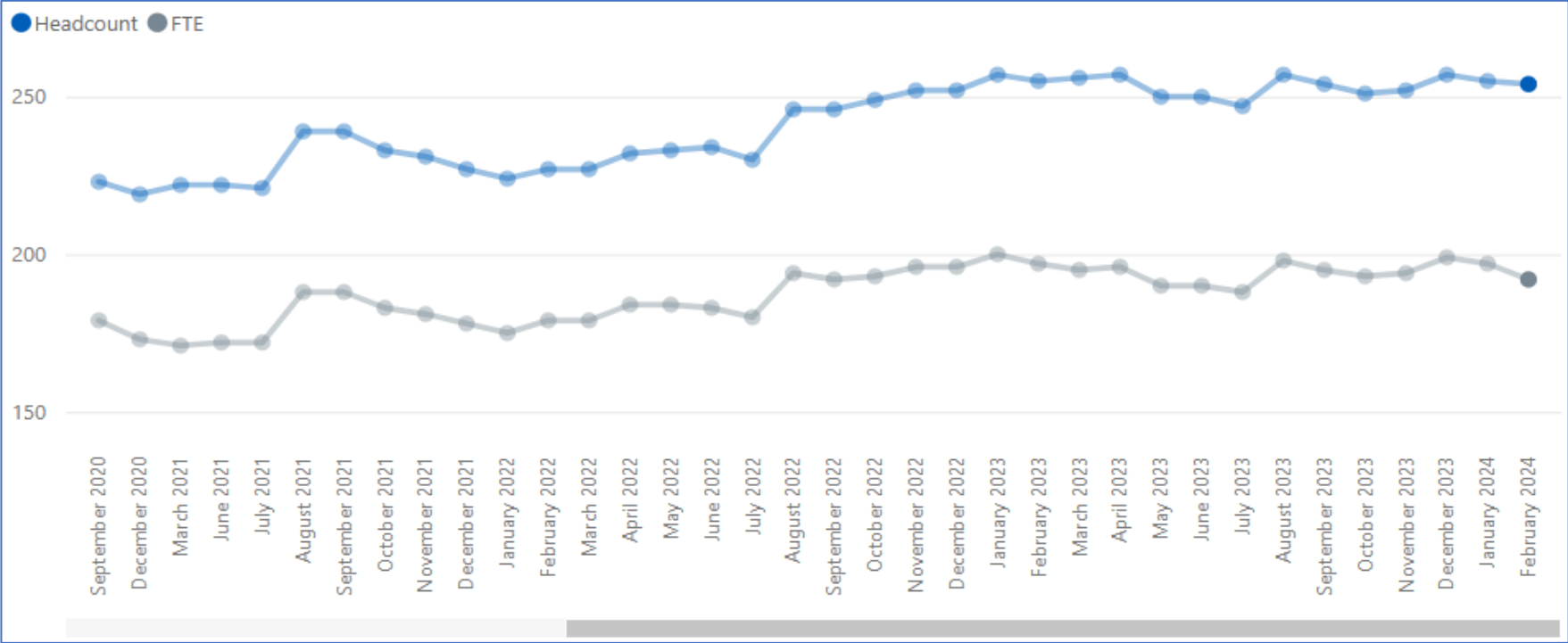
Administration

| | | | | | | | |
|---|---|---|--|---|---|---|--|
| Apprentices: HC = 0 FTE = 0 | Estates & Ancillary: HC = 2 FTE = 1 | Management Partners: HC = 1 FTE = 1 | Managers: HC = 52 FTE = 44 | Medical Secretaries: HC = 51 FTE = 35 | Other Admin/Non-clinical: HC = 127 FTE = 91 | Receptionists: HC = 296 FTE = 191 | Telephonists: HC = 1 FTE = 1 |
|---|---|---|--|---|---|---|--|

West Essex Demographics – Headcount and FTE



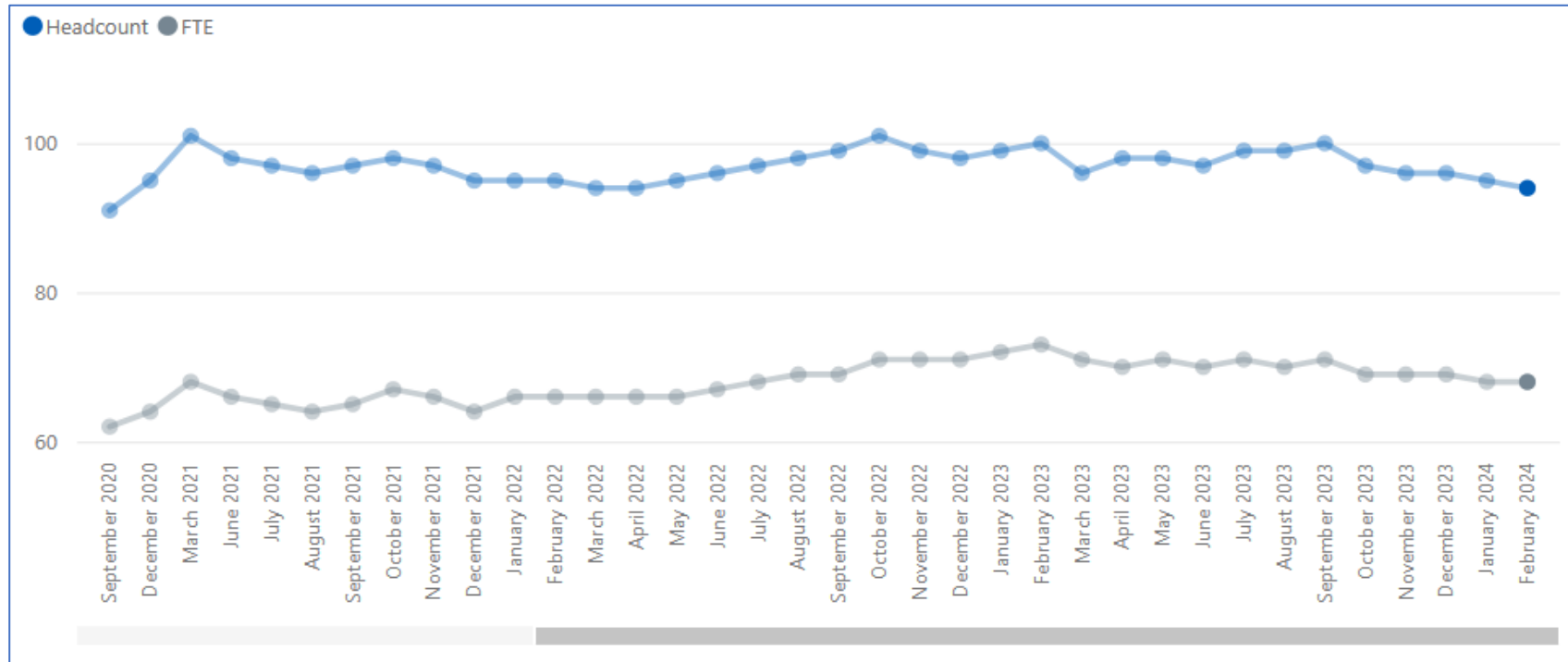
West Essex GP Trends – Headcount and FTE



Head Count
254

FTE
192

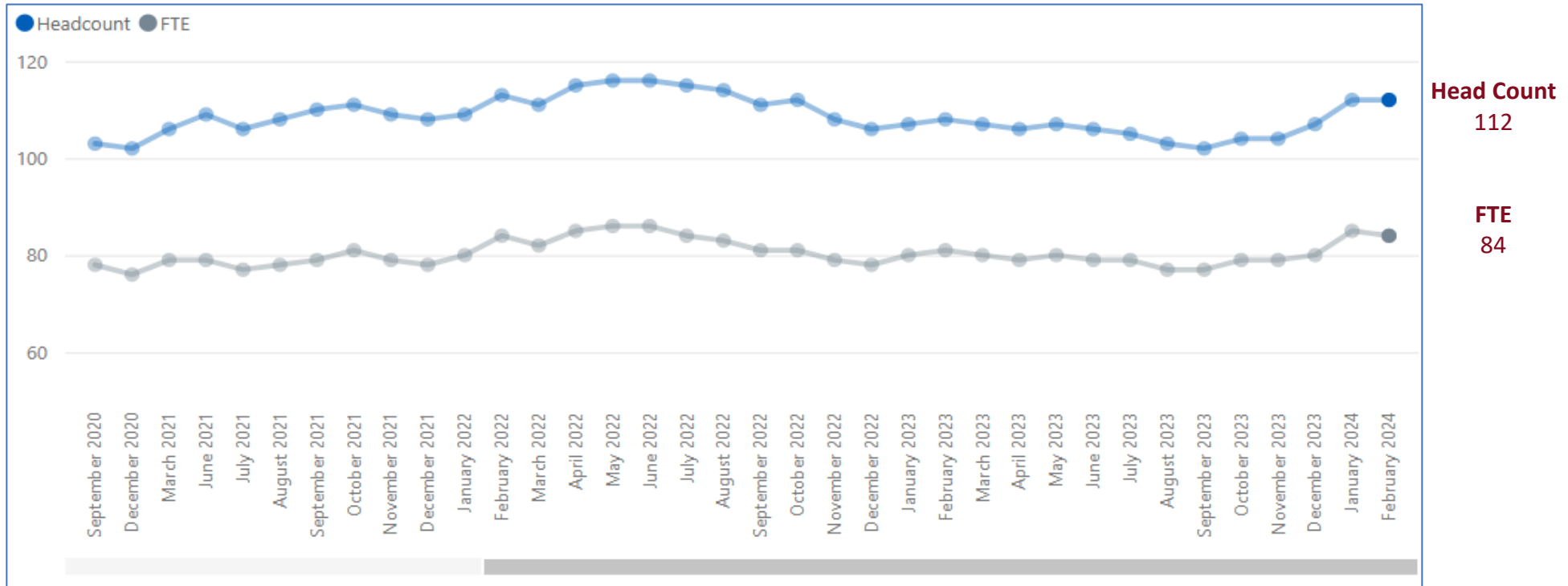
West Essex Nurses Trends – Headcount and FTE



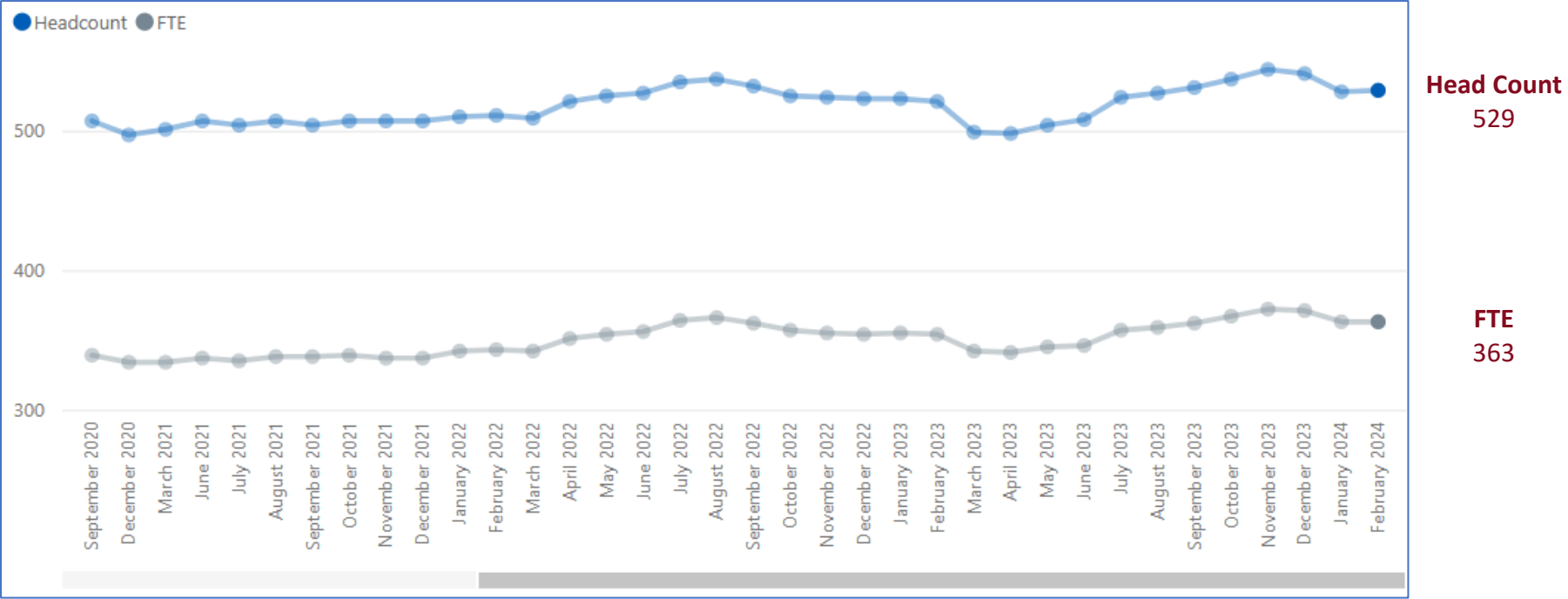
Head Count
94

FTE
68

West Essex Direct Patient Care Trends – Headcount and FTE



West Essex Administration/Non-Clinical Trends – Headcount and FTE



Mid Essex GP Practices Workforce Information

February 2024

Mid Essex Workforce Roles in Primary Care – Headcount and FTE



Doctors

| | | | | |
|---|---|--|---|---|
| GP Partners: HC = 119 FTE = 116 | GP Regular Locums: HC = 4 FTE = 2 | GP Retainers: HC = 0 FTE = 0 | GPs in Training Grades: HC = 52 FTE = 49 | Salaried GPs: HC = 94 FTE = 56 |
|---|---|--|---|---|

Key
 HC = Head Count
 FTE = Full-Time Equivalent



Nurses

| | | | | | | | |
|---|--|---|--|---|---|---|---|
| Advanced Nurse Practitioners: HC = 41 FTE = 31 | Extended Role Practice Nurses: HC = 2 FTE = 2 | Nurse Dispensers: HC = 1 FTE = 1 | Nurse Specialists: HC = 0 FTE = 0 | Nursing Partners: HC = 0 FTE = 0 | Other Nurses: HC = 3 FTE = 2 | Practice Nurses: HC = 119 FTE = 77 | Trainee Nurses: HC = 1 FTE = 1 |
|---|--|---|--|---|---|---|---|



Direct Patient Care

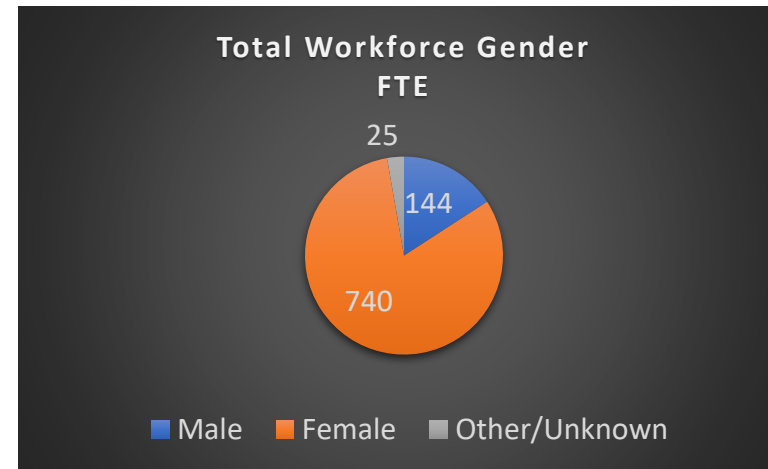
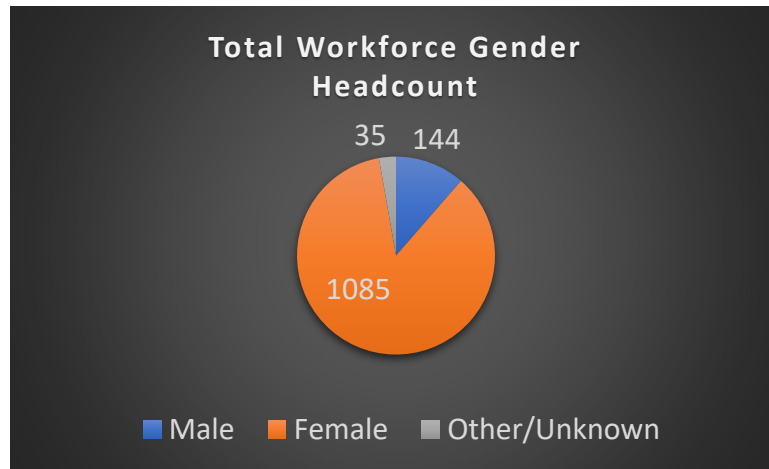
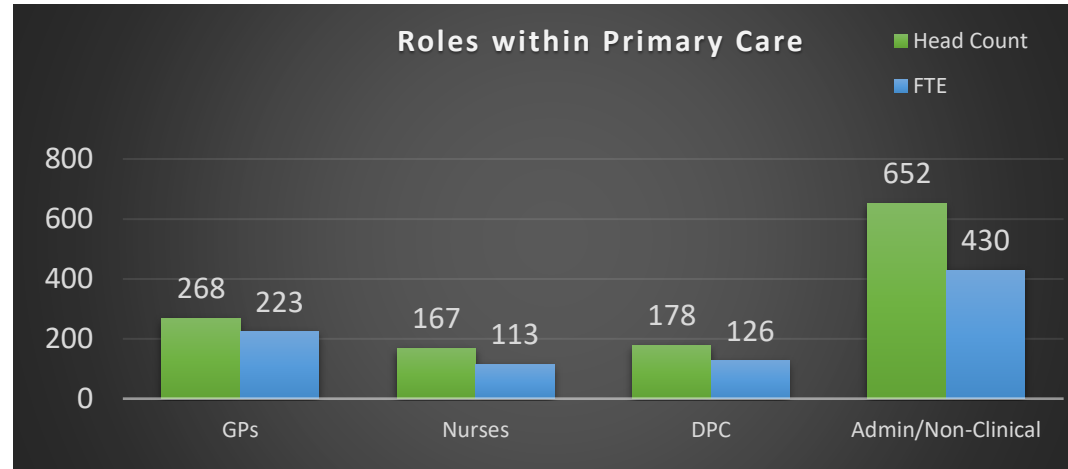
| | | | | | | |
|---|--|---|---|---|--|---|
| Advanced Paramedic Practitioners: HC = 2 FTE = 2 | Advanced Pharmacist Practitioners: HC = 6 FTE = 5 | Advanced Physiotherapist Practitioners: HC = 1 FTE = 1 | Apprentices: HC = 0 FTE = 0 | Dispensers: HC = 75 FTE = 55 | General Practice Assistants: HC = 1 FTE = 1 | Health Support Workers: HC = 0 FTE = 0 |
| Health Care Assistants: HC = 56 FTE = 37 | Nursing Associates: HC = 0 FTE = 0 | Other Direct Patient Care: HC = 5 FTE = 2 | Paramedics: HC = 6 FTE = 5 | Pharmacists: HC = 16 FTE = 11 | Pharmacy Technicians: HC = 3 FTE = 2 | Phlebotomists: HC = 2 FTE = 1 |
| Physician Associates: HC = 3 FTE = 3 | Physiotherapists: HC = 1 FTE = 1 | Social Prescribing Link Workers: HC = 0 FTE = 0 | Therapists: HC = 0 FTE = 0 | Trainee Nursing Associates: HC = 1 FTE = 1 | | |



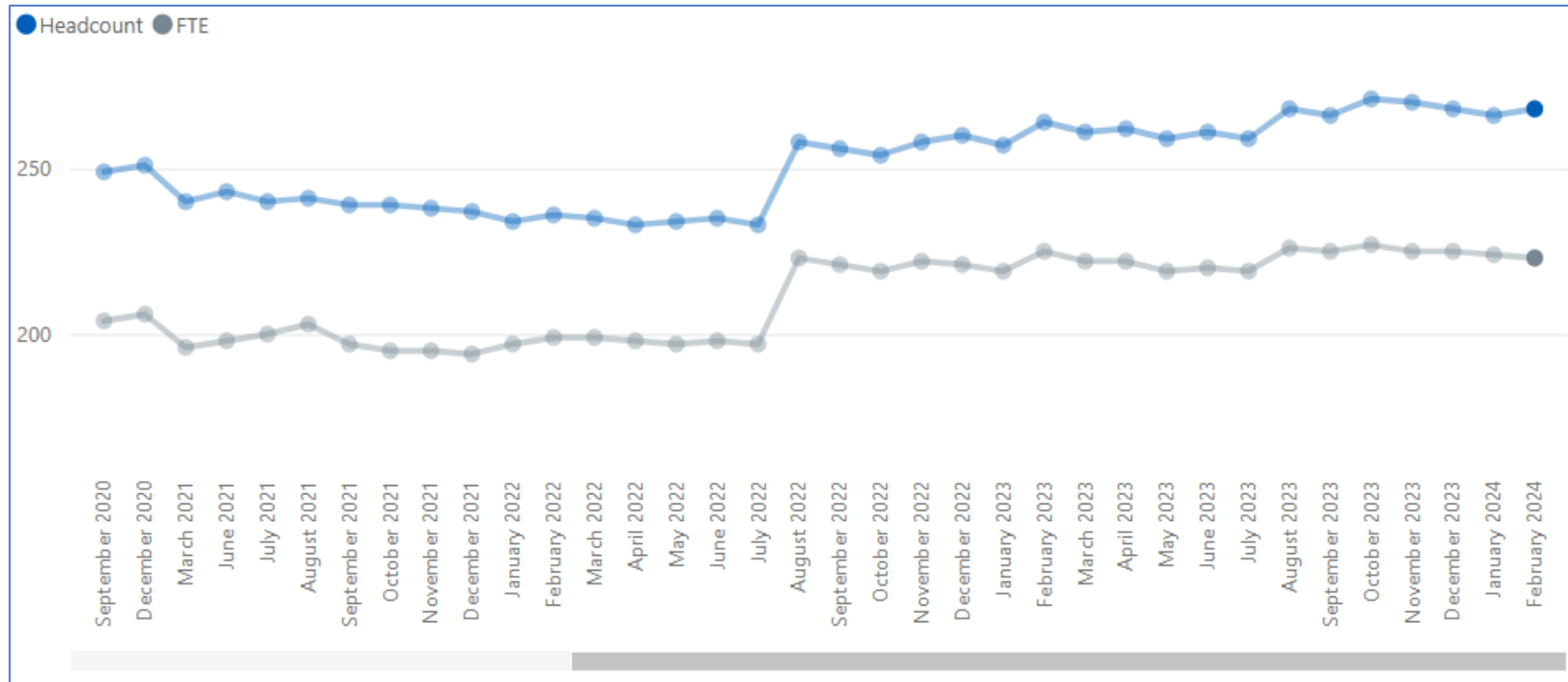
Administration

| | | | | | | | |
|---|--|--|--|--|--|---|--|
| Apprentices: HC = 2 FTE = 2 | Estates & Ancillary: HC = 6 FTE = 1 | Management Partners: HC = 2 FTE = 2 | Managers: HC = 63 FTE = 55 | Medical Secretaries: HC = 81 FTE = 53 | Other Admin/Non- clinical: HC = 180 FTE = 118 | Receptionists: HC = 323 FTE = 199 | Telephonists: HC = 1 FTE = 1 |
|---|--|--|--|--|--|---|--|

Mid Essex Demographics – Headcount and FTE



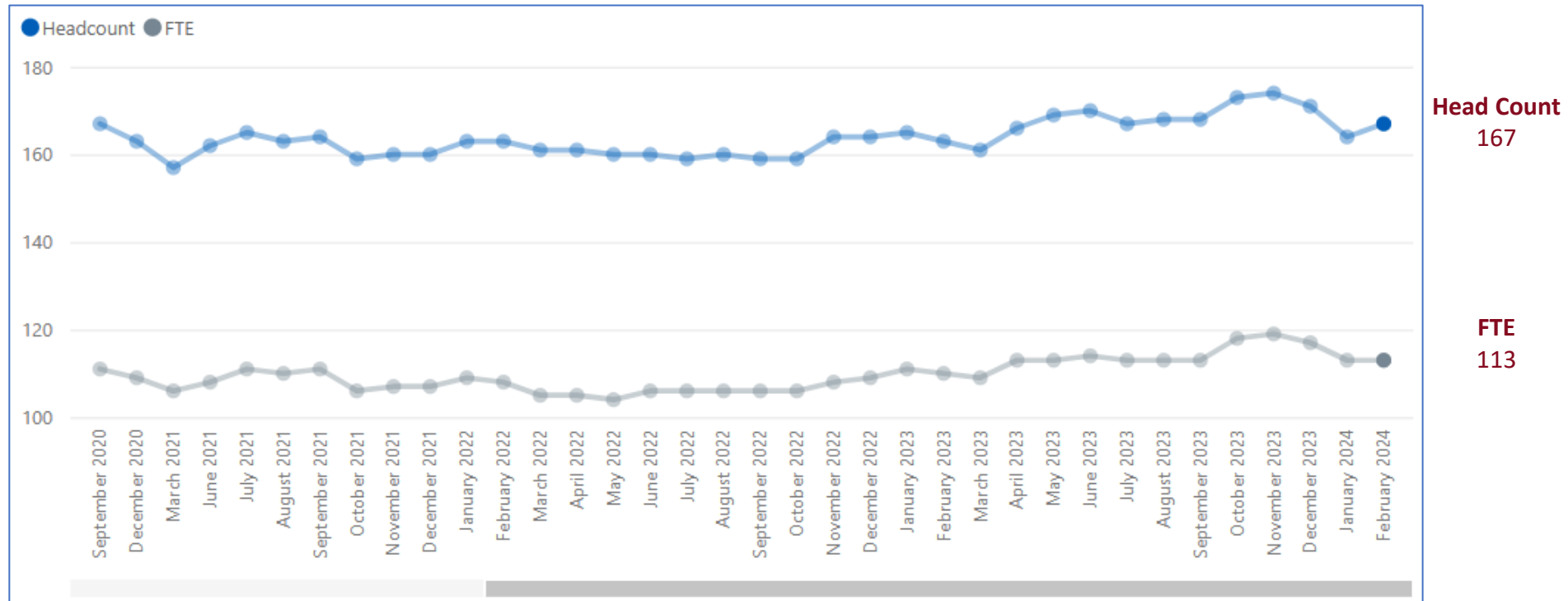
Mid Essex GP Trends – Headcount and FTE



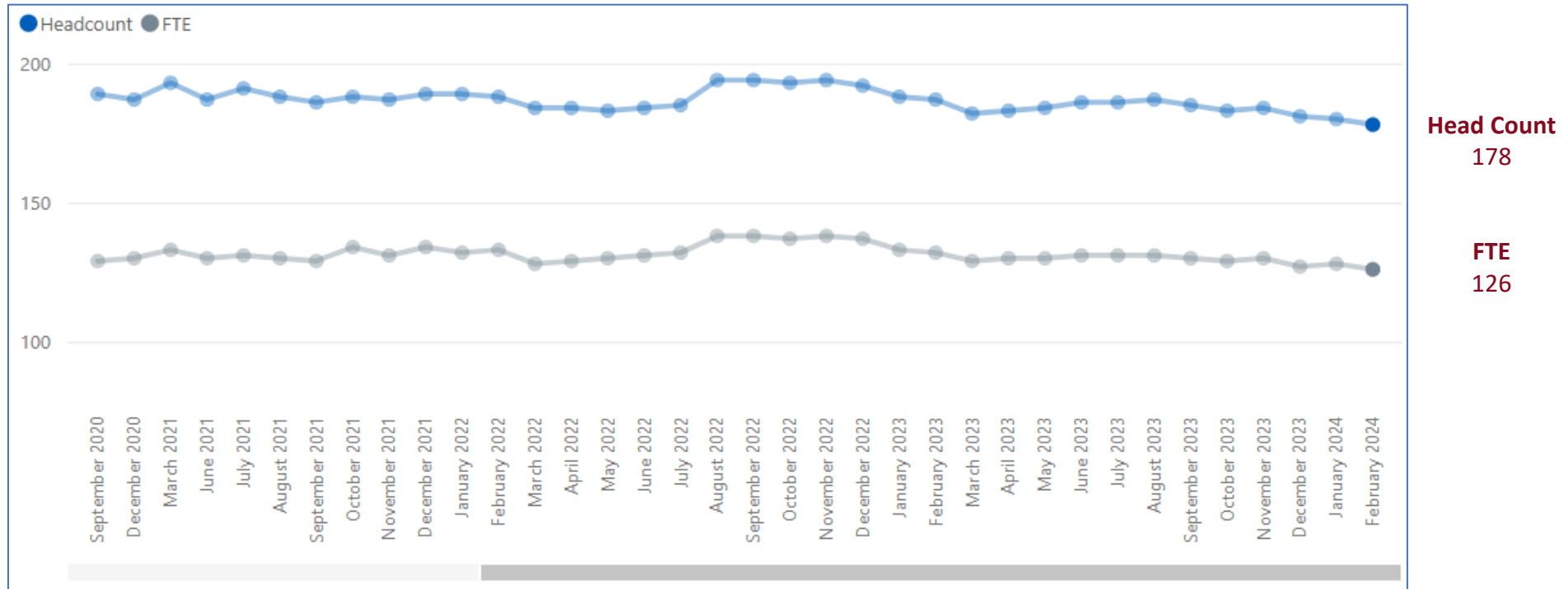
Head Count
268

FTE
223

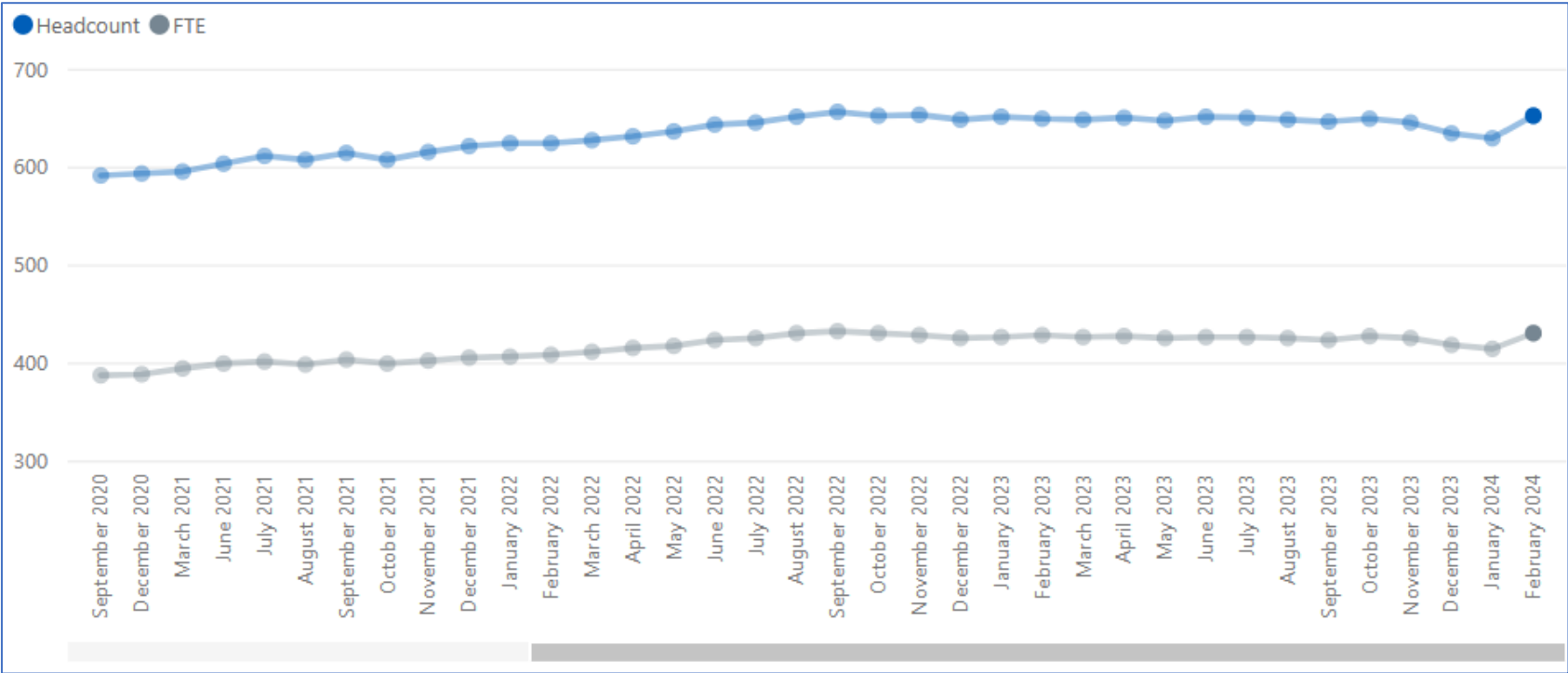
Mid Essex Nurses Trends – Headcount and FTE



Mid Essex Direct Patient Care Trends – Headcount and FTE



Mid Essex Administration/Non-Clinical Trends – Headcount and FTE



Head Count
652

FTE
430

**Basildon & Brentwood
GP Practices
Workforce Information**

February 2024

Basildon & Brentwood Workforce Roles in Primary Care – Headcount and FTE



Doctors

| | | | | |
|---|--|--|---|---|
| GP Partners: HC = 97 FTE = 84 | GP Regular Locums: HC = 10 FTE = 4 | GP Retainers: HC = 1 FTE = 1 | GPs in Training Grades: HC = 26 FTE = 25 | Salaried GPs: HC = 36 FTE = 20 |
|---|--|--|---|---|

Key
 HC = Head Count
 FTE = Full-Time Equivalent



Nurses

| | | | | | | | |
|---|--|---|--|---|---|--|---|
| Advanced Nurse Practitioners: HC = 22 FTE = 17 | Extended Role Practice Nurses: HC = 1 FTE = 0 | Nurse Dispensers: HC = 0 FTE = 0 | Nurse Specialists: HC = 0 FTE = 0 | Nursing Partners: HC = 0 FTE = 0 | Other Nurses: HC = 2 FTE = 1 | Practice Nurses: HC = 72 FTE = 43 | Trainee Nurses: HC = 1 FTE = 0 |
|---|--|---|--|---|---|--|---|



Direct Patient Care

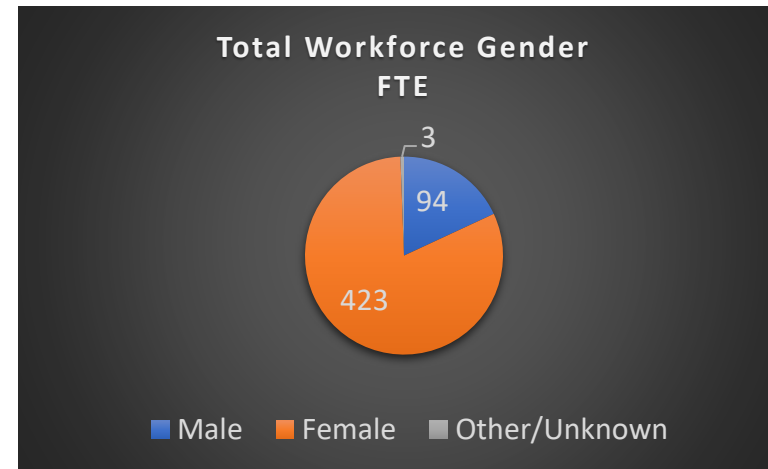
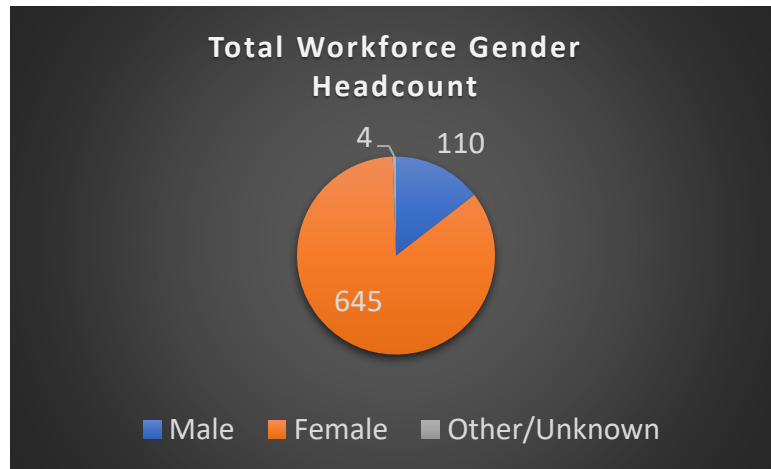
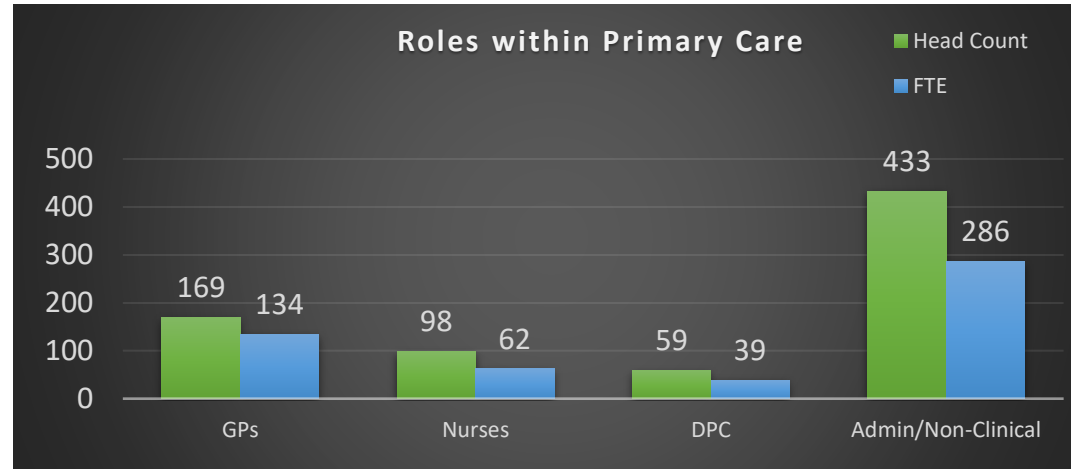
| | | | | | | |
|---|--|---|---|---|--|---|
| Advanced Paramedic Practitioners: HC = 0 FTE = 0 | Advanced Pharmacist Practitioners: HC = 2 FTE = 1 | Advanced Physiotherapist Practitioners: HC = 0 FTE = 0 | Apprentices: HC = 0 FTE = 0 | Dispensers: HC = 4 FTE = 3 | General Practice Assistants: HC = 1 FTE = 1 | Health Support Workers: HC = 0 FTE = 0 |
| Health Care Assistants: HC = 29 FTE = 18 | Nursing Associates: HC = 0 FTE = 0 | Other Direct Patient Care: HC = 2 FTE = 1 | Paramedics: HC = 1 FTE = 1 | Pharmacists: HC = 14 FTE = 10 | Pharmacy Technicians: HC = 0 FTE = 0 | Phlebotomists: HC = 1 FTE = 0 |
| Physician Associates: HC = 5 FTE = 4 | Physiotherapists: HC = 0 FTE = 0 | Social Prescribing Link Workers: HC = 0 FTE = 0 | Therapists: HC = 0 FTE = 0 | | | |



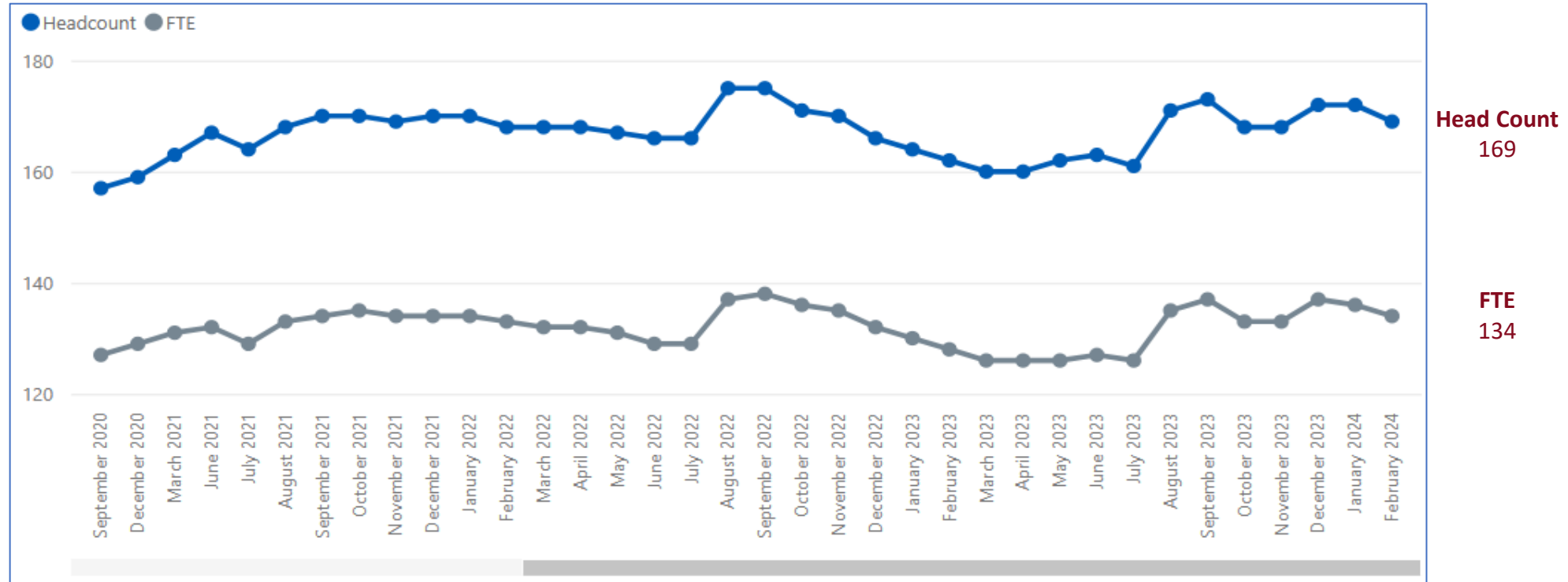
Administration

| | | | | | | | |
|---|--|--|--|--|--|---|--|
| Apprentices: HC = 2 FTE = 2 | Estates & Ancillary: HC = 3 FTE = 2 | Management Partners: HC = 0 FTE = 0 | Managers: HC = 40 FTE = 36 | Medical Secretaries: HC = 47 FTE = 32 | Other Admin/Non- clinical: HC = 68 FTE = 42 | Receptionists: HC = 273 FTE = 172 | Telephonists: HC = 1 FTE = 0 |
|---|--|--|--|--|--|---|--|

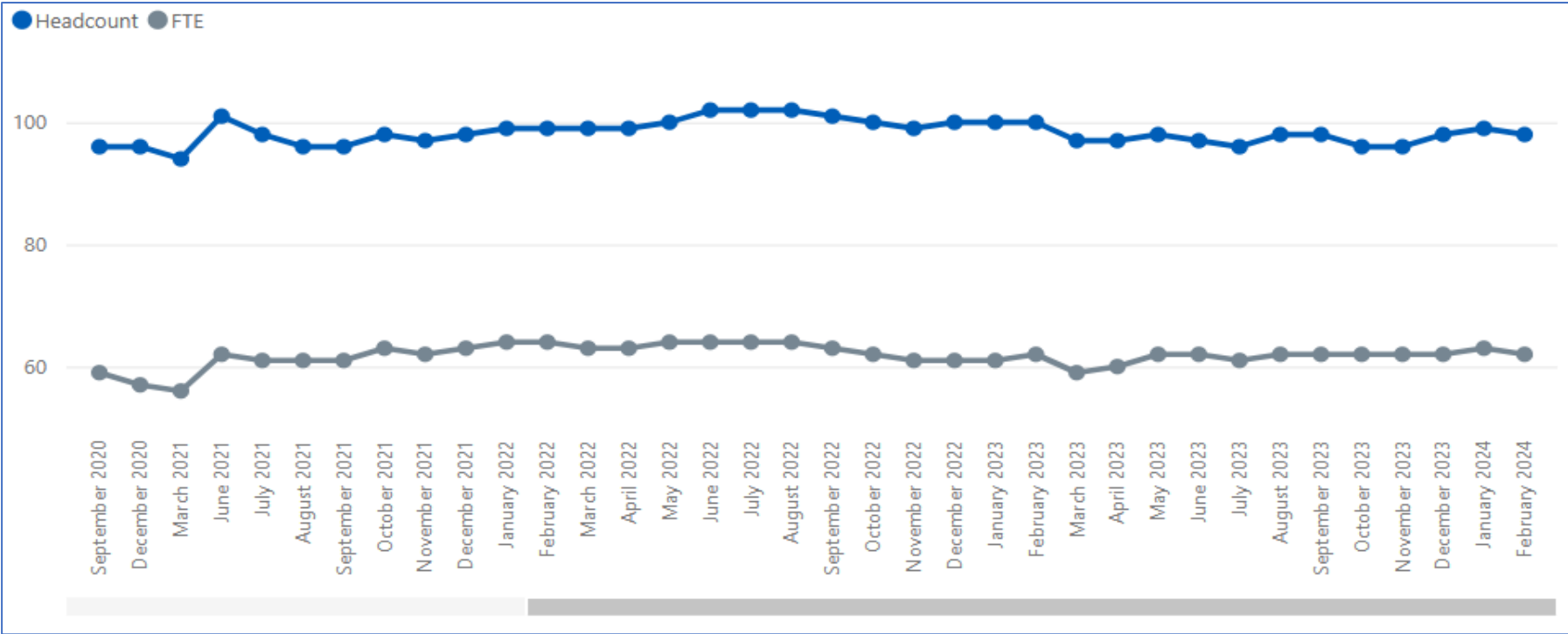
Basildon & Brentwood Demographics – Headcount and FTE



Basildon & Brentwood GP Trends – Headcount and FTE



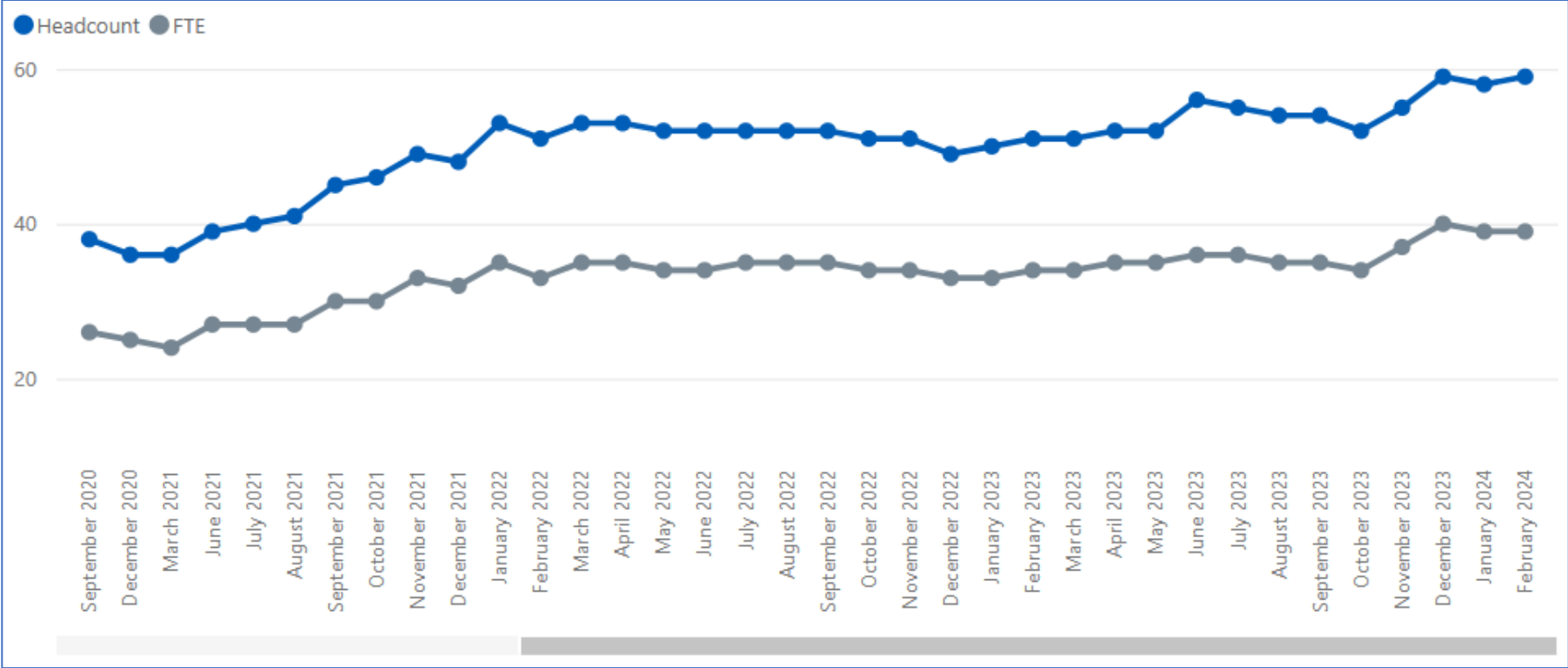
Basildon & Brentwood Nurses Trends – Headcount and FTE



Head Count
98

FTE
62

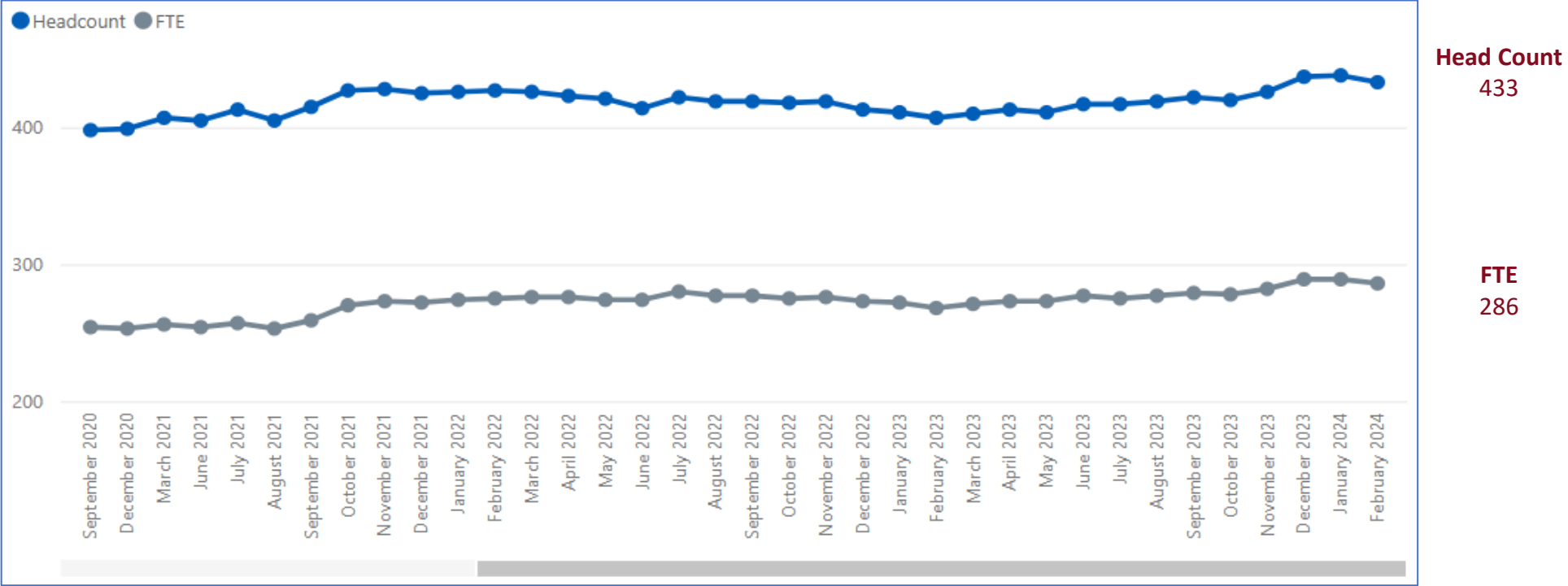
Basildon & Brentwood Direct Patient Care Trends – Headcount and FTE



Head Count
59

FTE
39

Basildon & Brentwood Essex Administration/Non-Clinical Trends – Headcount and FTE



Thurrock GP Practices Workforce Information

February 2024

Thurrock Workforce Roles in Primary Care – Headcount and FTE



Doctors

GP Partners:
HC = 41
FTE = 39

GP Regular Locums:
HC = 18
FTE = 11

GP Retainers:
HC = 1
FTE = 1

GPs in Training
 Grades:
HC = 14
FTE = 13

Salaried
 GPs:
HC = 24
FTE = 17

Key
 HC = Head Count
 FTE = Full-Time Equivalent



Nurses

Advanced Nurse
 Practitioners:
HC = 14
FTE = 10

Extended Role
 Practice Nurses:
HC = 1
FTE = 1

Nurse
 Dispensers:
HC = 0
FTE = 0

Nurse
 Specialists:
HC = 0
FTE = 0

Nursing
 Partners:
HC = 0
FTE = 0

Other
 Nurses:
HC = 0
FTE = 0

Practice
 Nurses:
HC = 41
FTE = 28

Trainee
 Nurses:
HC = 1
FTE = 1



Direct Patient Care

Advanced Paramedic
 Practitioners:
HC = 0
FTE = 0

Advanced Pharmacist
 Practitioners:
HC = 1
FTE = 0

Advanced Physiotherapist
 Practitioners:
HC = 0
FTE = 0

Apprentices:
HC = 2
FTE = 2

Dispensers:
HC = 10
FTE = 8

Health Support
 Workers:
HC = 0
FTE = 0

Health Care
 Assistants:
HC = 17
FTE = 10

Nursing
 Associates:
HC = 3
FTE = 1

Other Direct
 Patient Care:
HC = 5
FTE = 2

Paramedics:
HC = 0
FTE = 0

Pharmacists:
HC = 10
FTE = 8

Pharmacy
 Technicians:
HC = 0
FTE = 0

Phlebotomists:
HC = 3
FTE = 2

Physician
 Associates:
HC = 8
FTE = 6

Physiotherapists:
HC = 0
FTE = 0

Social Prescribing
 Link Workers:
HC = 0
FTE = 0

Therapists:
HC = 0
FTE = 0



Administration

Apprentices:
HC = 1
FTE = 1

Digital &
 Transformation
 Leads:
HC = 1
FTE = 0

Estates
 & Ancillary:
HC = 2
FTE = 1

Management
 Partners:
HC = 7
FTE = 6

Managers:
HC = 32
FTE = 27

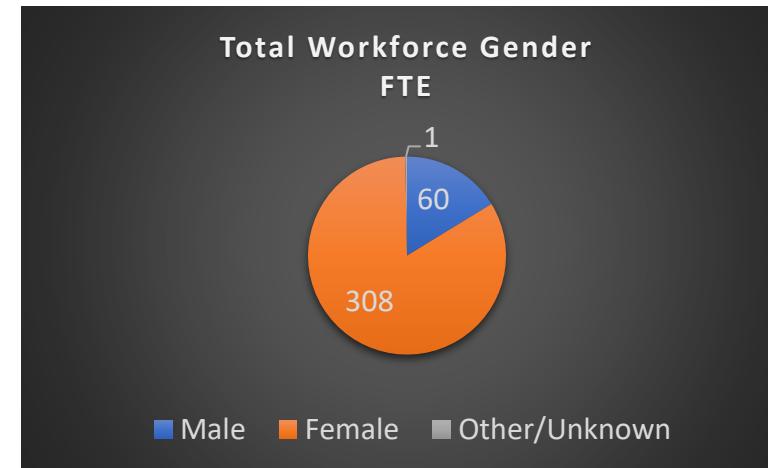
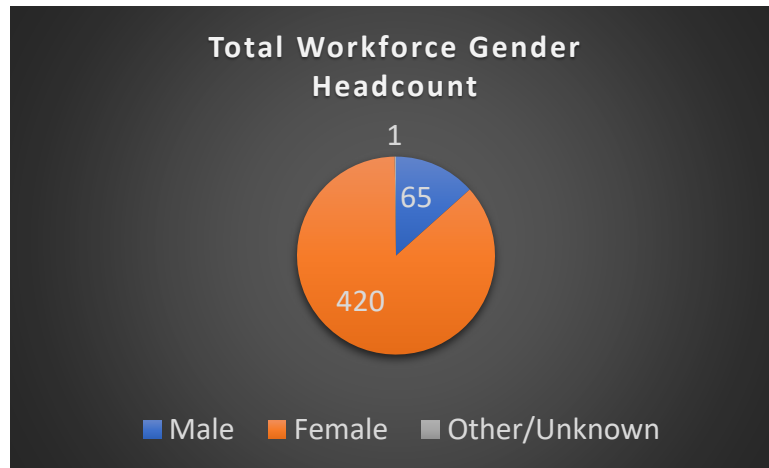
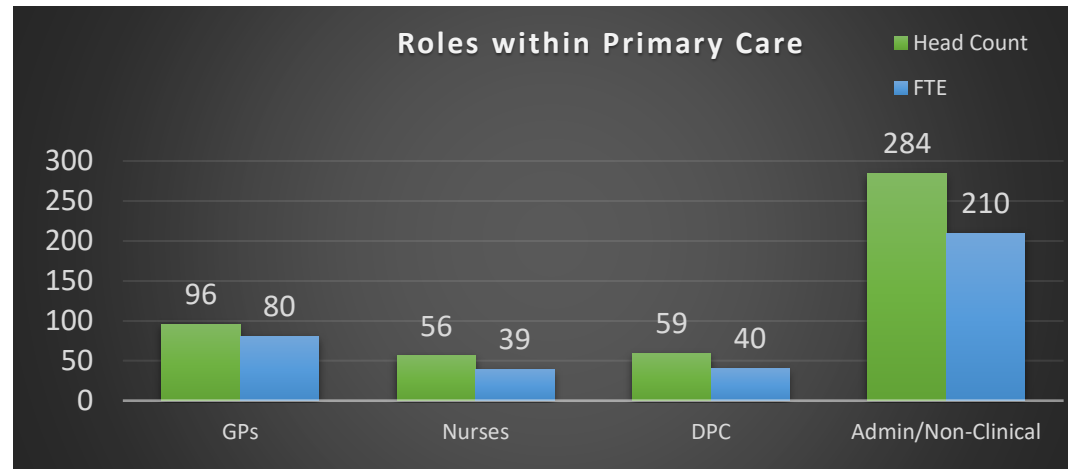
Medical
 Secretaries:
HC = 19
FTE = 14

Other Admin/Non-
 clinical:
HC = 41
FTE = 32

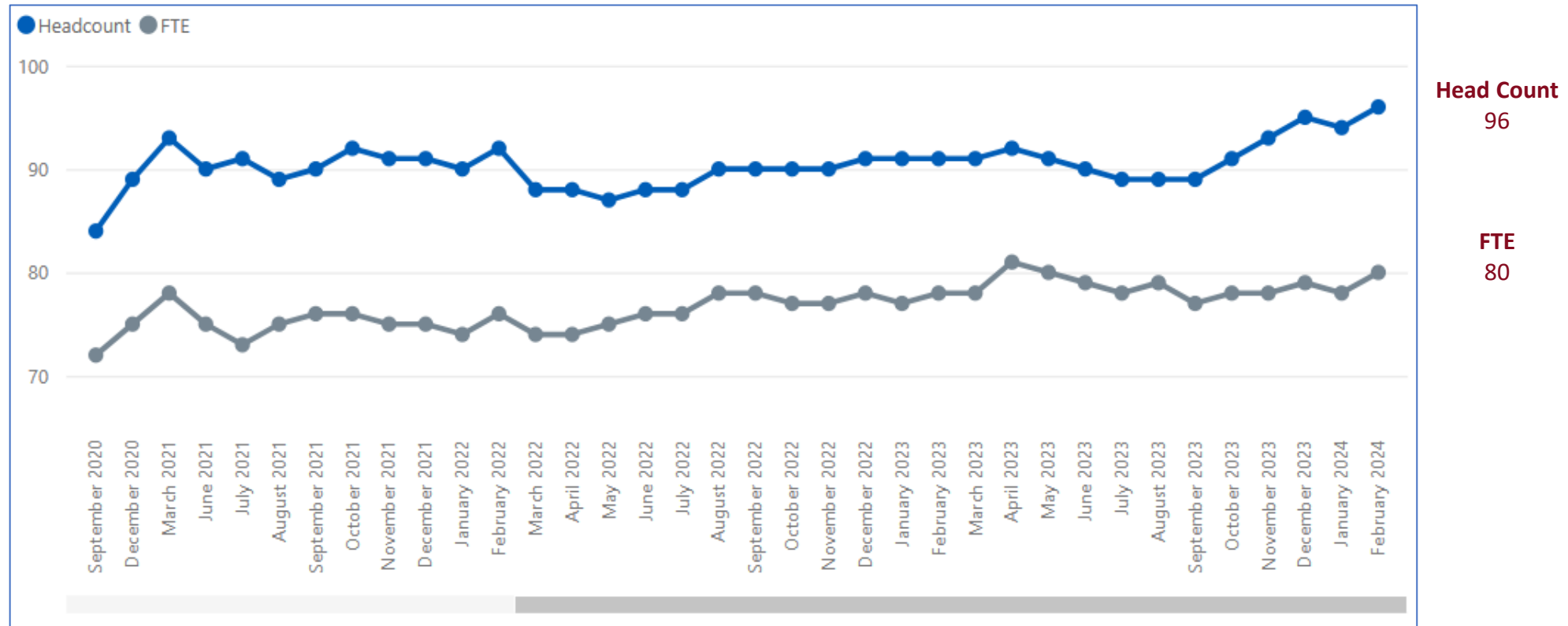
Receptionists:
HC = 185
FTE = 129

Telephonists:
HC = 0
FTE = 0

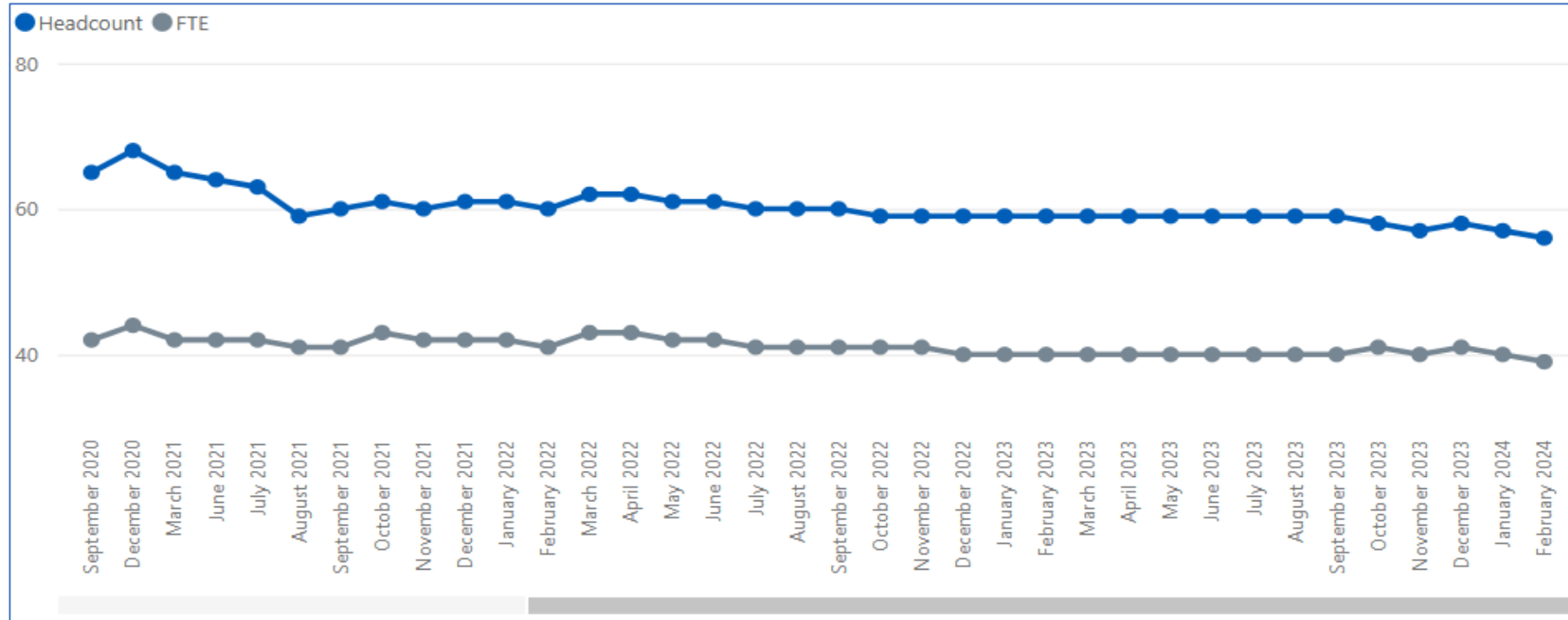
Thurrock Demographics – Headcount and FTE



Thurrock GP Trends – Headcount and FTE



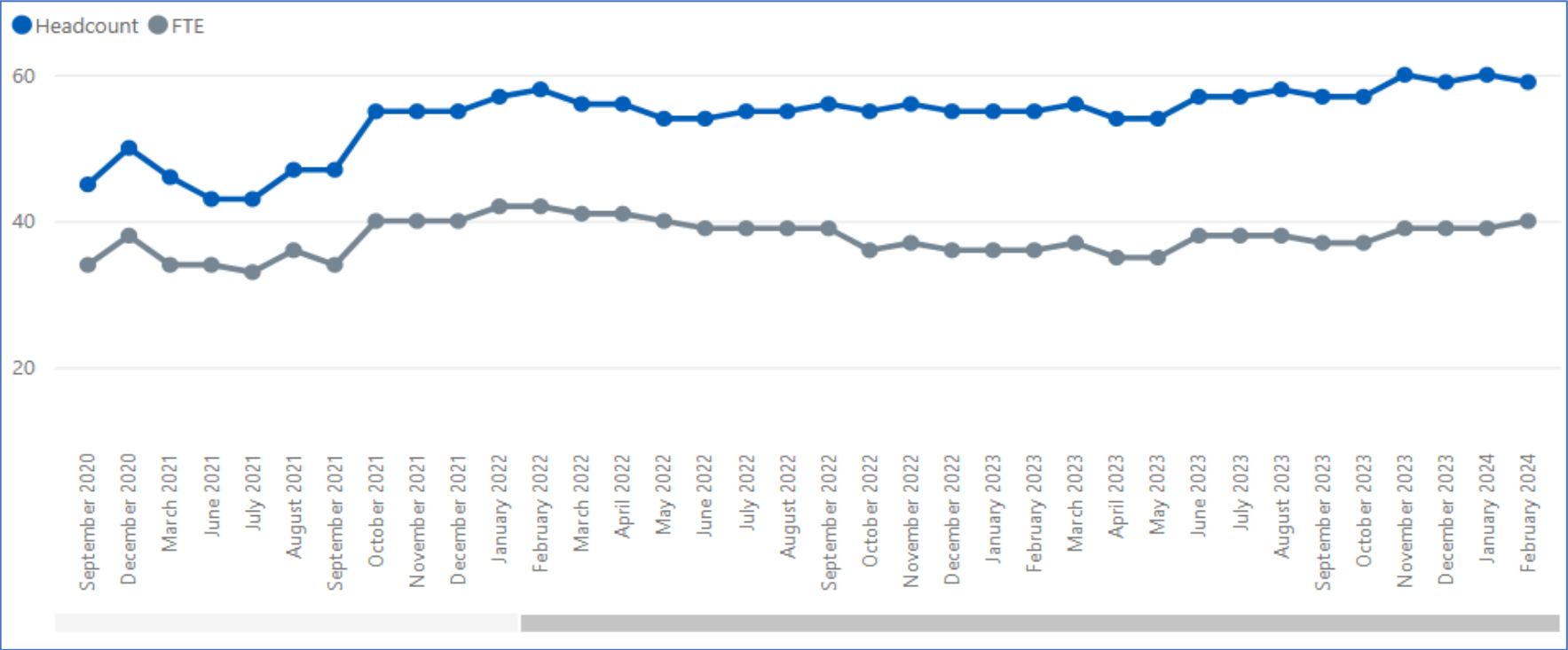
Thurrock Nurses Trends – Headcount and FTE



Head Count
56

FTE
39

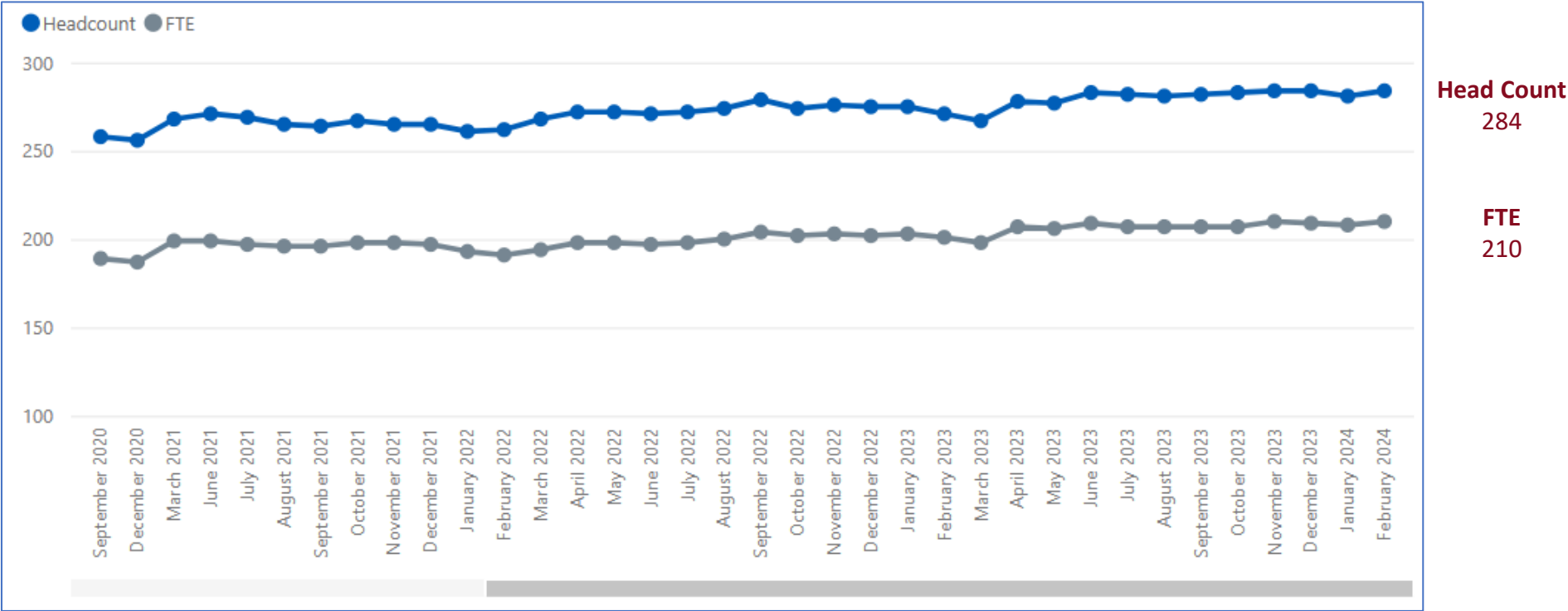
Thurrock Direct Patient Care Trends – Headcount and FTE



Head Count
59

FTE
40

Thurrock Administration/Non-Clinical Trends – Headcount and FTE



**Castle Point & Rochford (CPR)
GP Practices
Workforce Information**

February 2024

CPR Workforce Roles in Primary Care – Headcount and FTE



| | | | | |
|---|--|--|---|--|
| GP Partners: HC = 58 FTE = 58 | GP Regular Locums: HC = 12 FTE = 6 | GP Retainers: HC = 0 FTE = 0 | GPs in Training Grades: HC = 28 FTE = 28 | Salaried GPs: HC = 26 FTE = 22 |
|---|--|--|---|--|

Key
HC = Head Count
FTE = Full-Time Equivalent



| | | | | | | | |
|--|---|--|---|--|--|---|--|
| Advanced Nurse Practitioners: HC = 15 FTE = 11 | Extended Role Practice Nurses: HC = 1 FTE = 1 | Nurse Dispensers: HC = 1 FTE = 0 | Nurse Specialists: HC = 1 FTE = 1 | Nursing Partners: HC = 0 FTE = 0 | Other Nurses: HC = 0 FTE = 0 | Practice Nurses: HC = 37 FTE = 24 | Trainee Nurses: HC = 0 FTE = 0 |
|--|---|--|---|--|--|---|--|

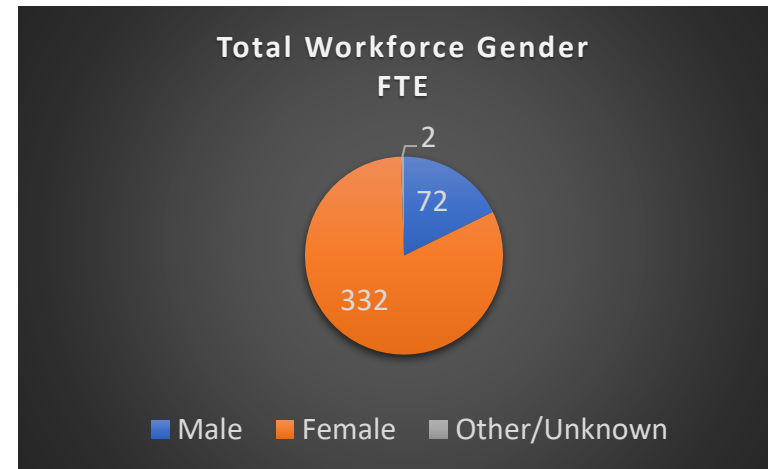
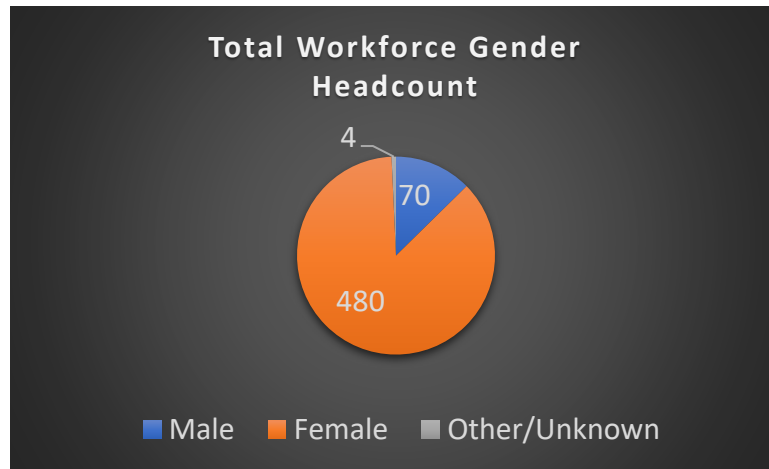
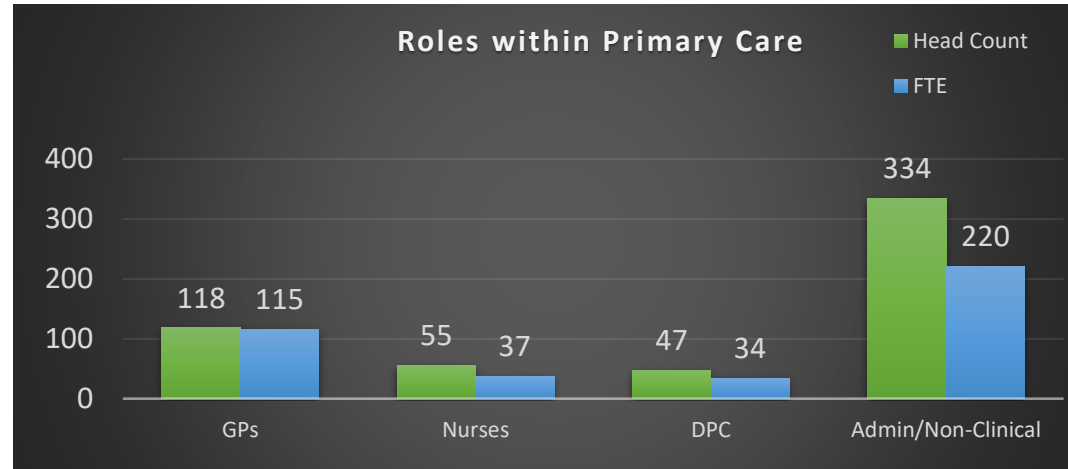


| | | | | | | |
|--|---|--|---|--|--|--|
| Advanced Paramedic Practitioners: HC = 1 FTE = 1 | Advanced Pharmacist Practitioners: HC = 1 FTE = 0 | Advanced Physiotherapist Practitioners: HC = 0 FTE = 0 | Apprentices: HC = 0 FTE = 0 | Dispensers: HC = 0 FTE = 0 | Health Support Workers: HC = 0 FTE = 0 | Health Care Assistants: HC = 25 FTE = 19 |
| Nursing Associates: HC = 2 FTE = 1 | Other Direct Patient Care: HC = 1 FTE = 1 | Paramedics: HC = 1 FTE = 1 | Pharmacists: HC = 3 FTE = 2 | Pharmacy Technicians: HC = 0 FTE = 0 | Phlebotomists: HC = 11 FTE = 6 | Physician Associates: HC = 1 FTE = 1 |
| Physiotherapists: HC = 1 FTE = 1 | Social Prescribing Link Workers: HC = 0 FTE = 0 | Therapists: HC = 0 FTE = 0 | | | | |

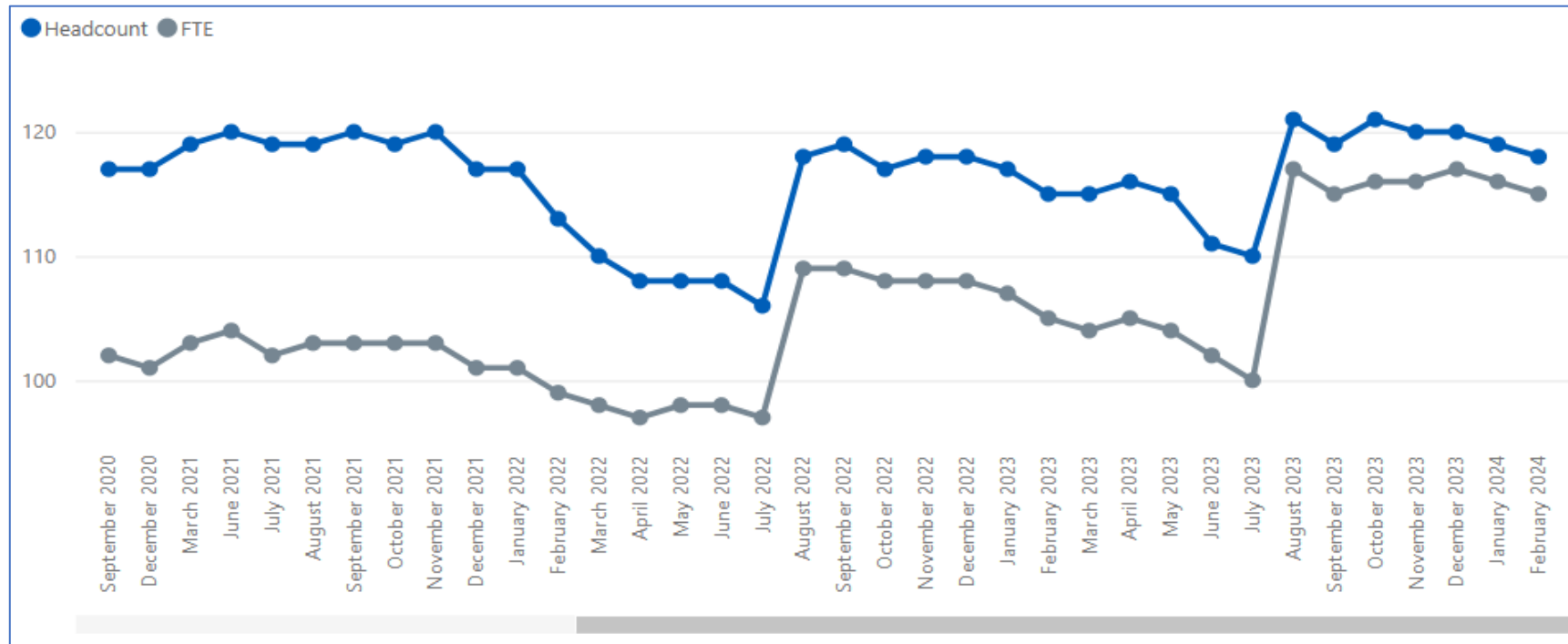


| | | | | | | | |
|---|---|---|--|---|--|---|--|
| Apprentices: HC = 1 FTE = 1 | Estates & Ancillary: HC = 2 FTE = 2 | Management Partners: HC = 2 FTE = 2 | Managers: HC = 25 FTE = 23 | Medical Secretaries: HC = 24 FTE = 18 | Other Admin/Non-clinical: HC = 57 FTE = 40 | Receptionists: HC = 223 FTE = 134 | Telephonists: HC = 1 FTE = 1 |
|---|---|---|--|---|--|---|--|

CPR Demographics – Headcount and FTE

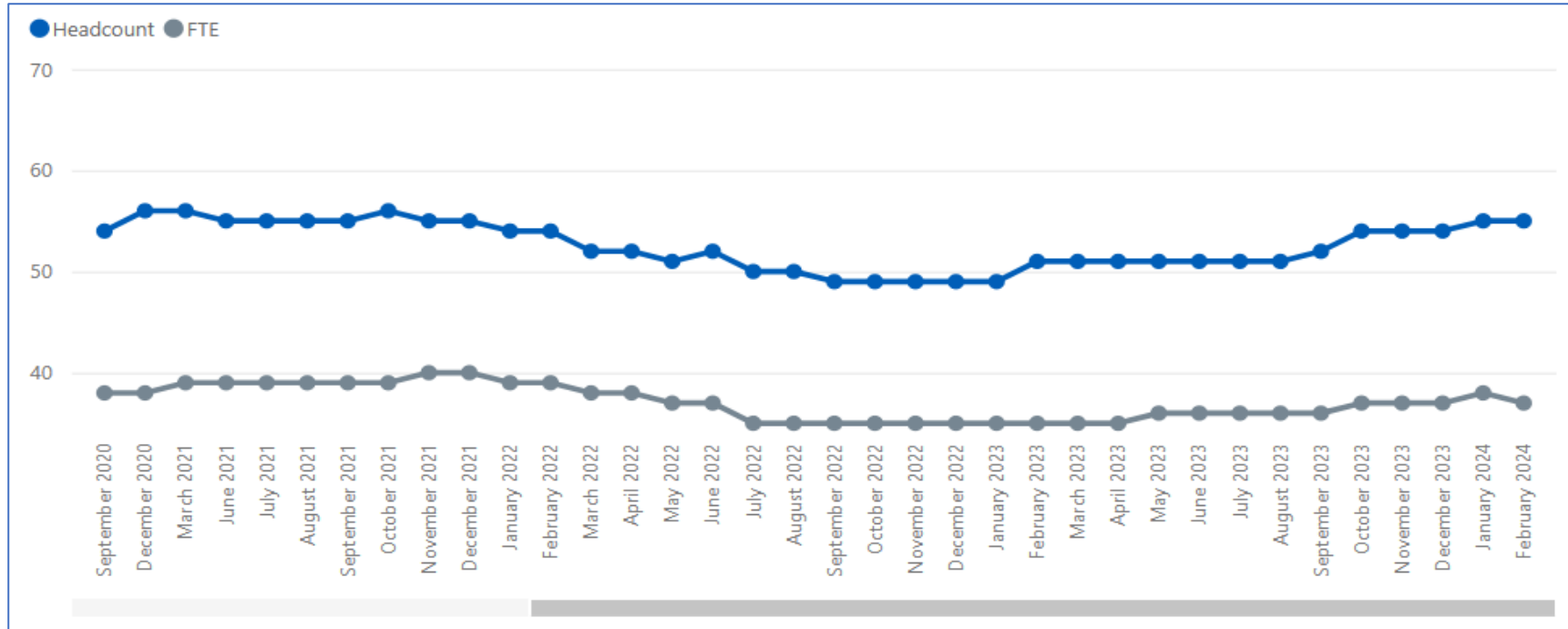


CPR GP Trends – Headcount and FTE



Head Count
118
FTE
115

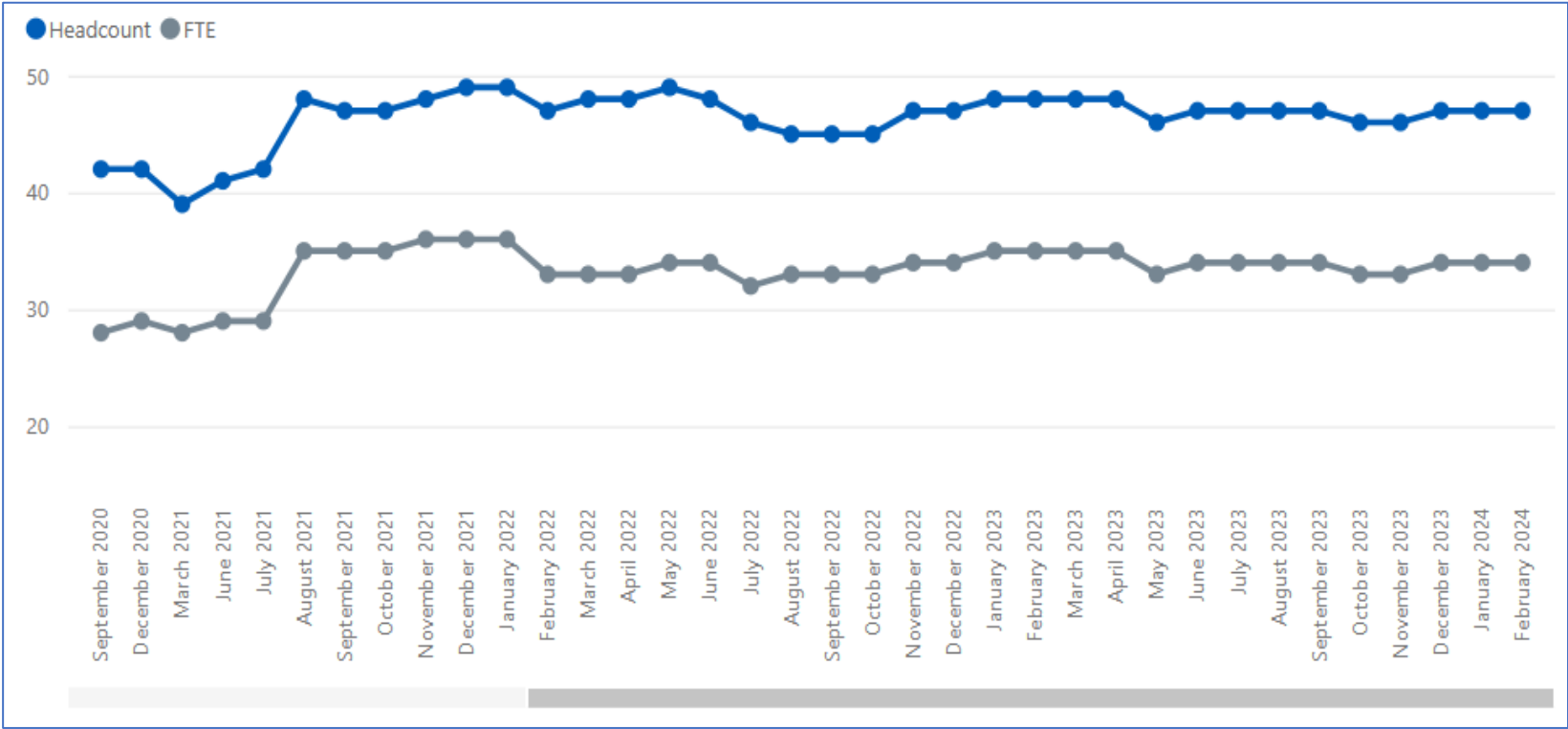
CPR Nurses Trends – Headcount and FTE



Head Count
55

FTE
37

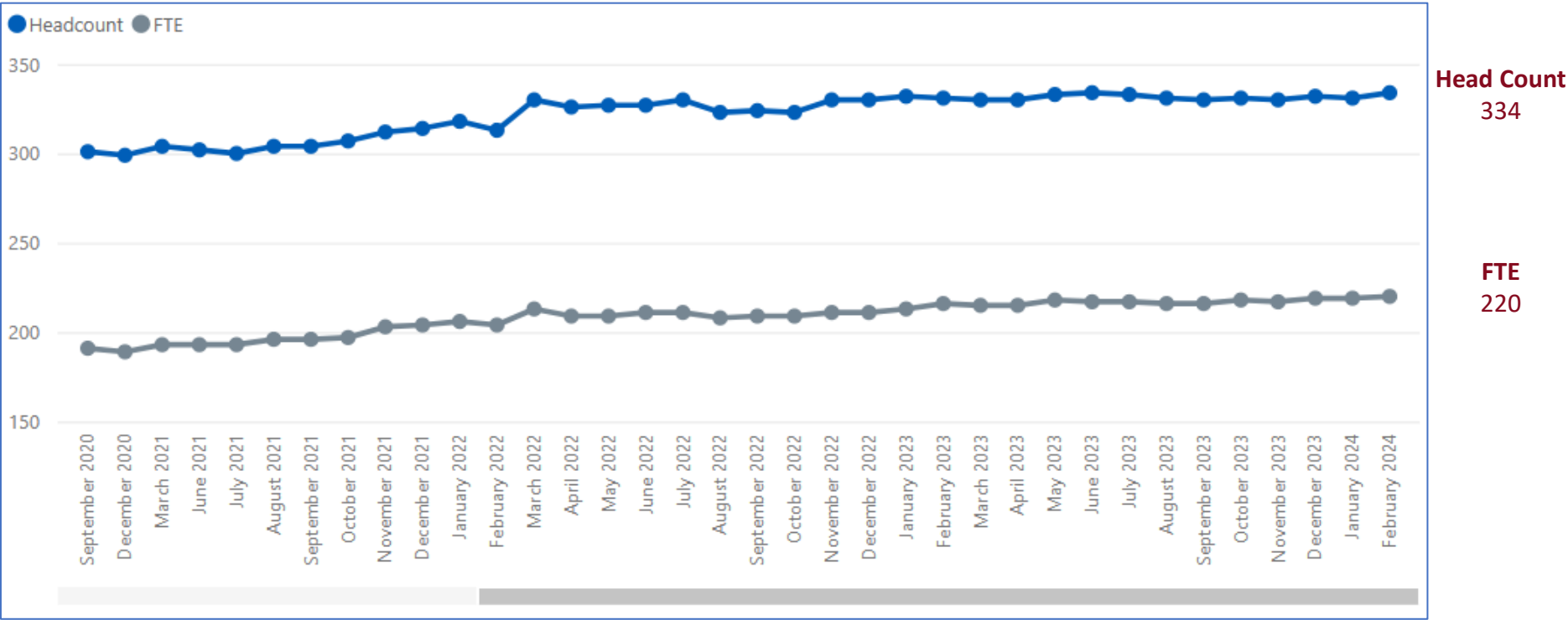
CPR Direct Patient Care Trends – Headcount and FTE



Head Count
47

FTE
34

CPR Administration/Non-Clinical Trends – Headcount and FTE



Southend GP Practices Workforce Information

February 2024

Southend Workforce Roles in Primary Care – Headcount and FTE



Doctors

GP Partners:
HC = 50
FTE = 46

GP Regular Locums:
HC = 26
FTE = 9

GP Retainers:
HC = 1
FTE = 0

GPs in Training
 Grades:
HC = 25
FTE = 24

Salaried
 GPs:
HC = 42
FTE = 26

Key
 HC = Head Count
 FTE = Full-Time Equivalent



Nurses

Advanced Nurse
 Practitioners:
HC = 23
FTE = 17

Extended Role
 Practice Nurses:
HC = 3
FTE = 2

Nurse
 Dispensers:
HC = 0
FTE = 0

Nurse
 Specialists:
HC = 2
FTE = 1

Nursing
 Partners:
HC = 0
FTE = 0

Other
 Nurses:
HC = 2
FTE = 2

Practice
 Nurses:
HC = 52
FTE = 28

Trainee
 Nurses:
HC = 1
FTE = 1



Direct Patient Care

Advanced Paramedic
 Practitioners:
HC = 0
FTE = 0

Advanced Pharmacist
 Practitioners:
HC = 1
FTE = 1

Advanced Physiotherapist
 Practitioners:
HC = 0
FTE = 0

Apprentices:
HC = 0
FTE = 0

Dispensers:
HC = 1
FTE = 1

General Practice
 Assistants:
HC = 0
FTE = 0

Health Support
 Workers:
HC = 2
FTE = 2

Health Care
 Assistants:
HC = 29
FTE = 16

Nursing
 Associates:
HC = 0
FTE = 0

Other Direct
 Patient Care:
HC = 0
FTE = 0

Paramedics:
HC = 3
FTE = 3

Pharmacists:
HC = 10
FTE = 8

Pharmacy
 Technicians:
HC = 0
FTE = 0

Phlebotomists:
HC = 0
FTE = 0

Physician
 Associates:
HC = 8
FTE = 7

Physiotherapists:
HC = 2
FTE = 2

Podiatrists:
HC = 1
FTE = 1

Social Prescribing
 Link Workers:
HC = 0
FTE = 0

Therapists:
HC = 0
FTE = 0



Administration

Apprentices:
HC = 2
FTE = 2

Estates
 & Ancillary:
HC = 3
FTE = 2

Management
 Partners:
HC = 0
FTE = 0

Managers:
HC = 40
FTE = 33

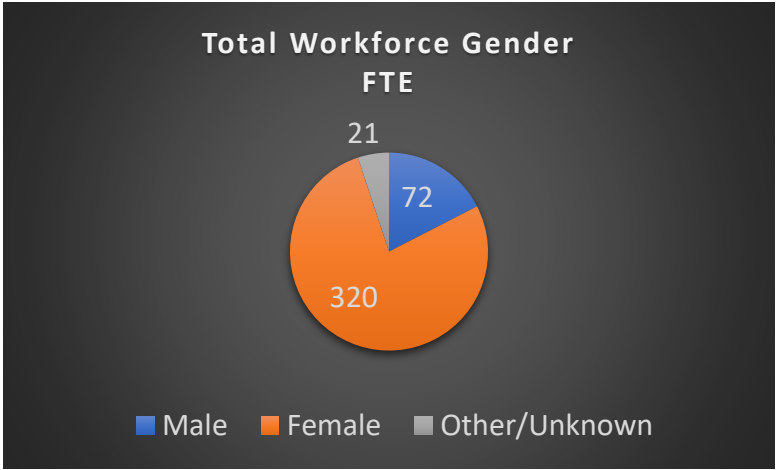
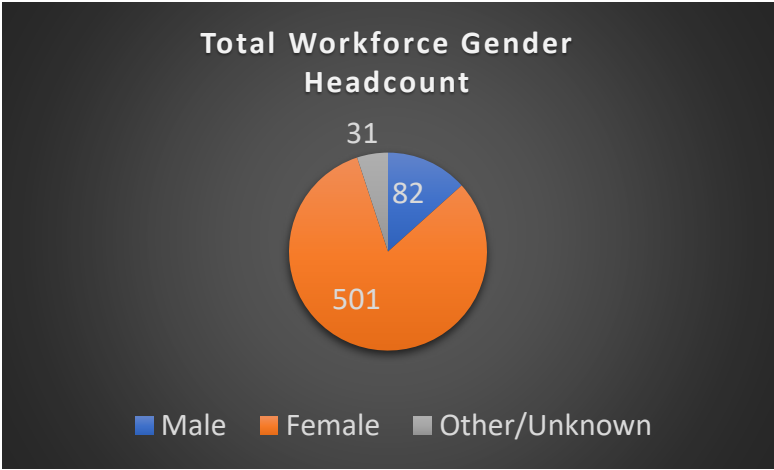
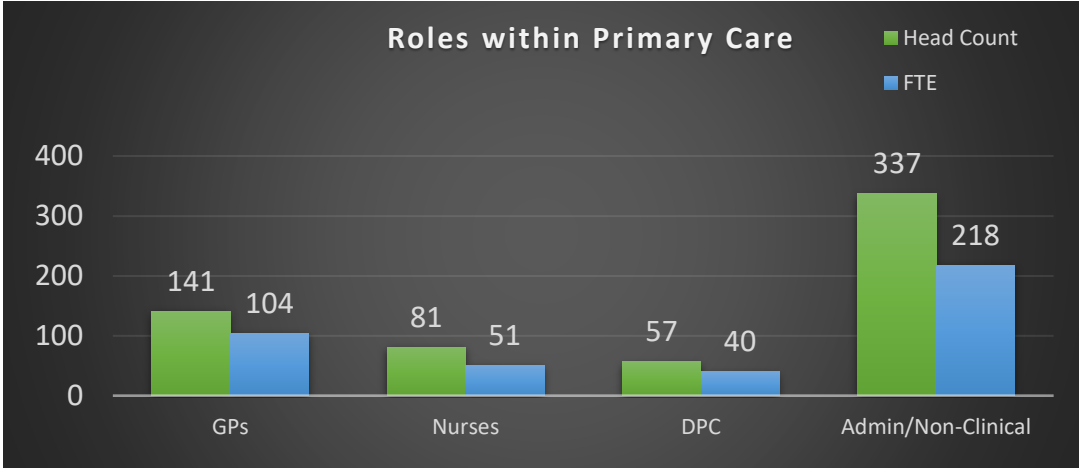
Medical
 Secretaries:
HC = 31
FTE = 19

Other Admin/Non-
 clinical:
HC = 53
FTE = 39

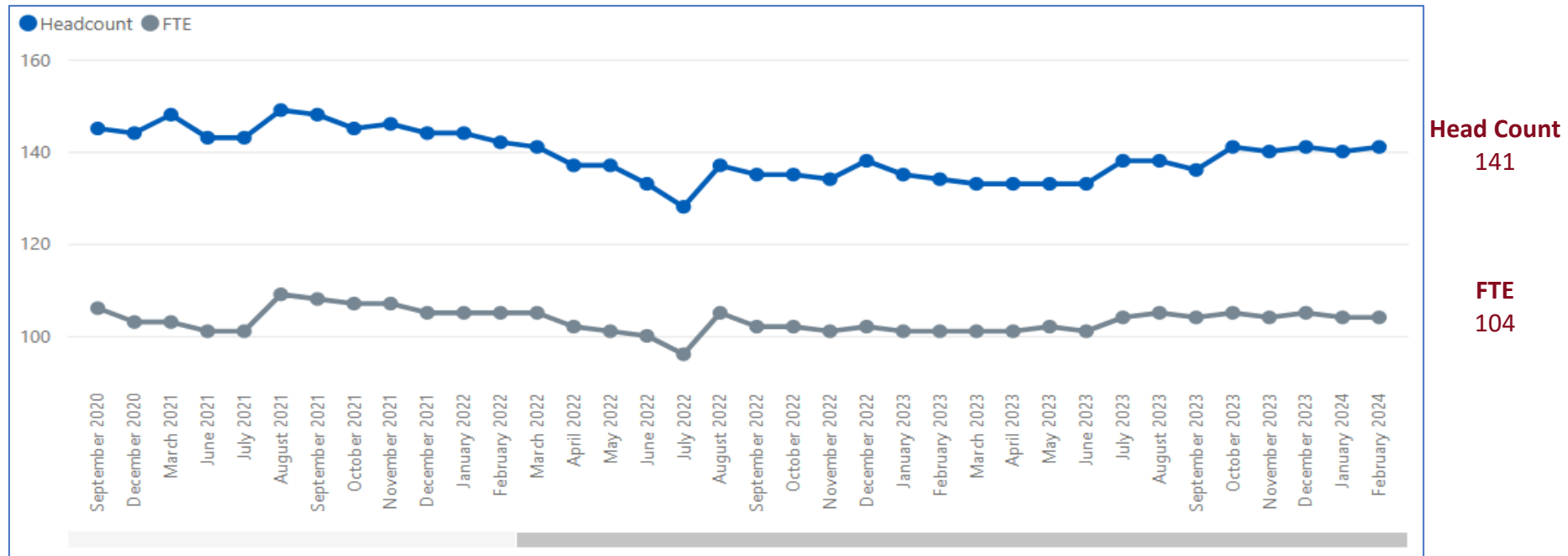
Receptionists:
HC = 207
FTE = 123

Telephonists:
HC = 1
FTE = 1

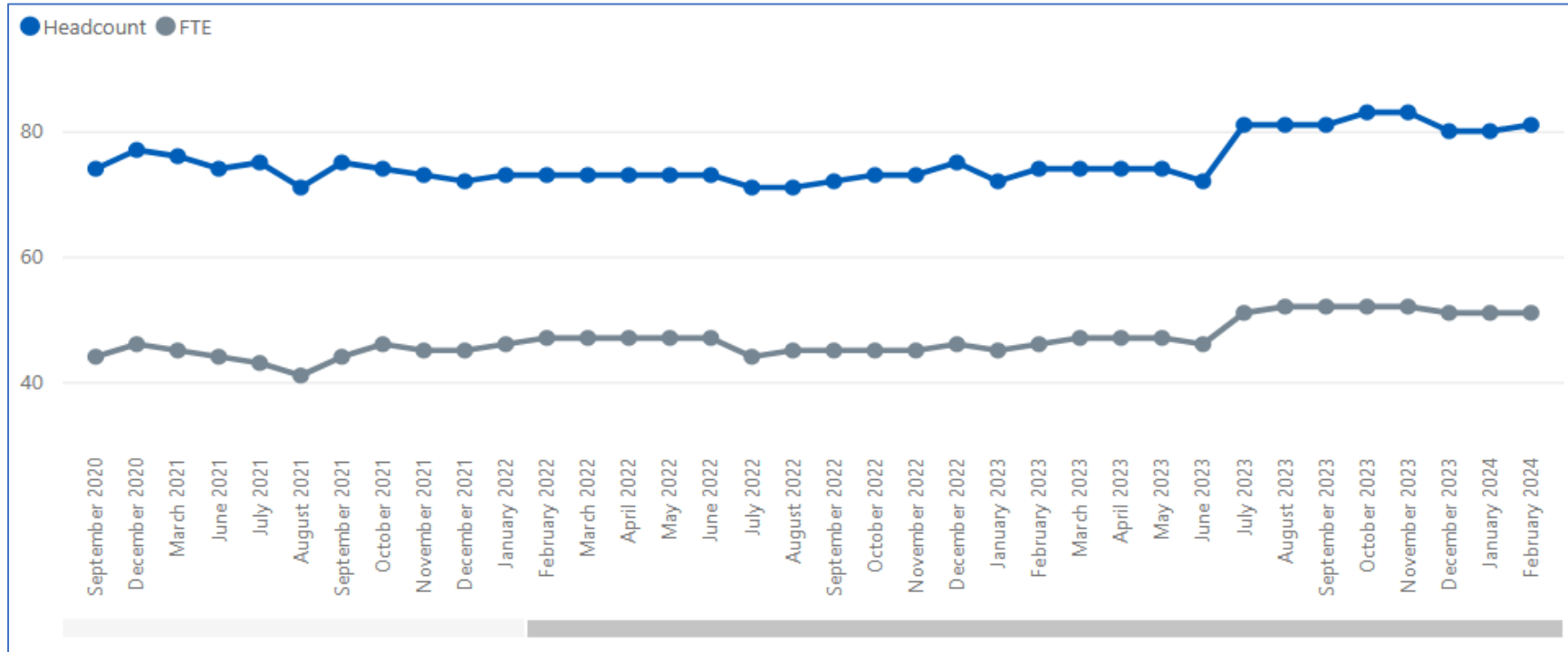
Southend Demographics – Headcount and FTE



Southend GP Trends – Headcount and FTE



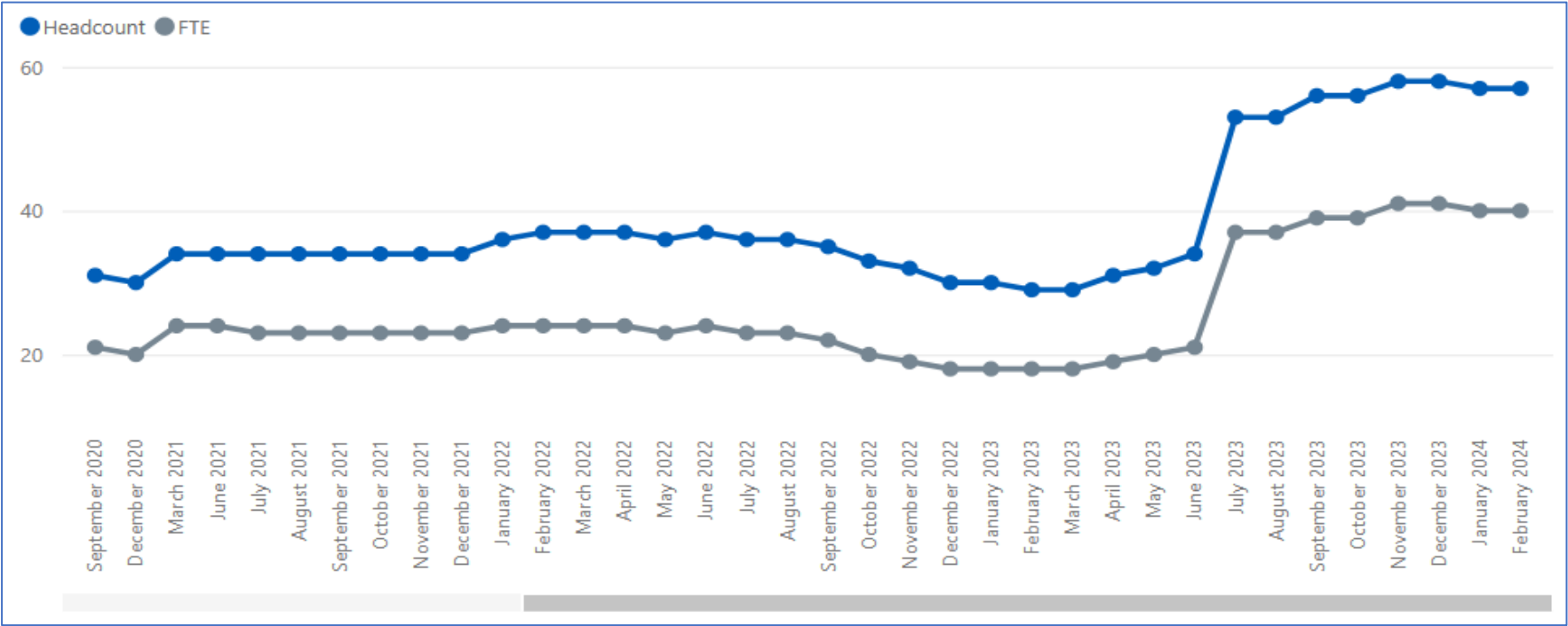
Southend Nurses Trends – Headcount and FTE



Head Count
81

FTE
51

Southend Direct Patient Care Trends – Headcount and FTE



Head Count
57

FTE
40

Southend Administration/Non-Clinical Trends – Headcount and FTE

