

Essex
GP Practices
Workforce Information

January 2024

Index

3	Summary
4	Essex Overall
11	North East Essex
18	West Essex
25	Mid Essex
32	Basildon & Brentwood
39	Thurrock
46	Castle Point & Rochford
53	Southend

Summary

- The first part of this report presents data for GPs, Nurses, Direct Patient Care and Admin/Non-Clinical staff working in Primary Care in Essex
- It is a snapshot of the Essex Primary Care workforce for January 2024
- Full Time Equivalent (FTE) is a standardised measure, 1.0 FTE equates to full-time work of 37.5 hours per week
- Headcount is the number of people working in a role
- NHS Digital is the source of the information

Essex GP Practices Workforce Information

January 2024

Essex Workforce Roles in Primary Care – Headcount and FTE



Doctors

GP Partners: HC = 543 FTE = 507	GP Regular Locums: HC = 87 FTE = 40	GP Retainers: HC = 10 FTE = 4	GPs in Training Grades: HC = 262 FTE = 250	Salaried GPs: HC = 350 FTE = 224
---	---	---	---	--

Key
HC = Head Count
FTE = Full-Time Equivalent



Nurses

Advanced Nurse Practitioners: HC = 205 FTE = 159	Extended Role Practice Nurses: HC = 15 FTE = 10	Nurse Dispensers: HC = 3 FTE = 2	Nurse Specialists: HC = 13 FTE = 8	Nursing Partners: HC = 1 FTE = 1	Other Nurses: HC = 11 FTE = 8	Practice Nurses: HC = 481 FTE = 321	Trainee Nurses: HC = 4 FTE = 3
--	---	--	--	--	---	---	--



Direct Patient Care

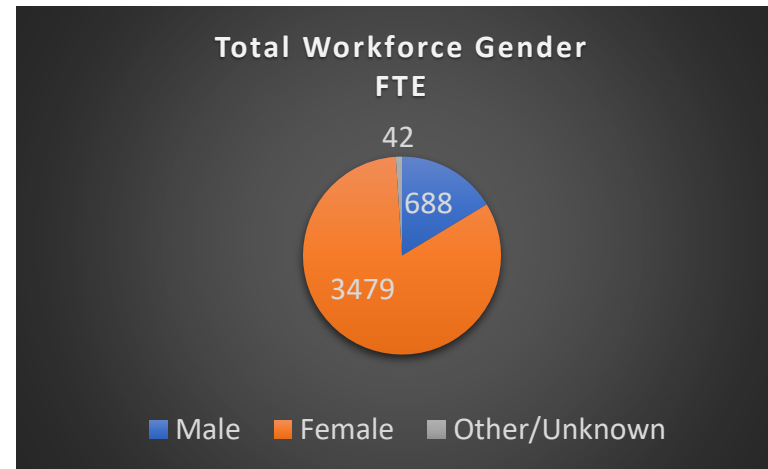
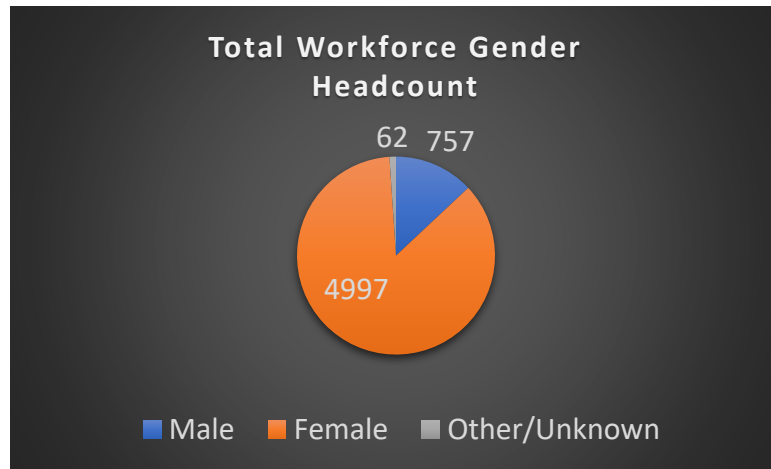
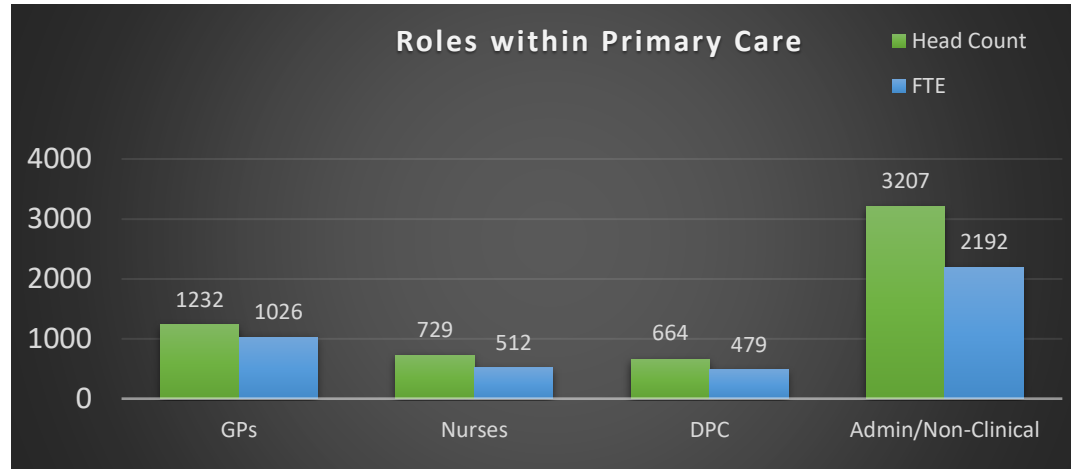
Advanced Paramedic Practitioners: HC = 12 FTE = 11	Advanced Pharmacist Practitioners: HC = 13 FTE = 10	Advanced Physiotherapist Practitioners: HC = 1 FTE = 1	Apprentices: HC = 1 FTE = 1	Dispensers: HC = 148 FTE = 109	General Practice Assistants: HC = 5 FTE = 4	Health Support Workers: HC = 5 FTE = 3
Health Care Assistants: HC = 285 FTE = 195	IAPT Staff: HC = 0 FTE = 0	Nursing Associates: HC = 8 FTE = 4	Other Direct Patient Care: HC = 18 FTE = 11	Paramedics: HC = 33 FTE = 30	Pharmacists: HC = 67 FTE = 49	Pharmacy Technicians: HC = 7 FTE = 5
Phlebotomists: HC = 32 FTE = 19	Physician Associates: HC = 23 FTE = 20	Physiotherapists: HC = 4 FTE = 4	Podiatrists: HC = 1 FTE = 1	Social Prescribing Link Workers: HC = 2 FTE = 2	Therapists: HC = 0 FTE = 0	Trainee Nursing Associates: HC = 1 FTE = 1



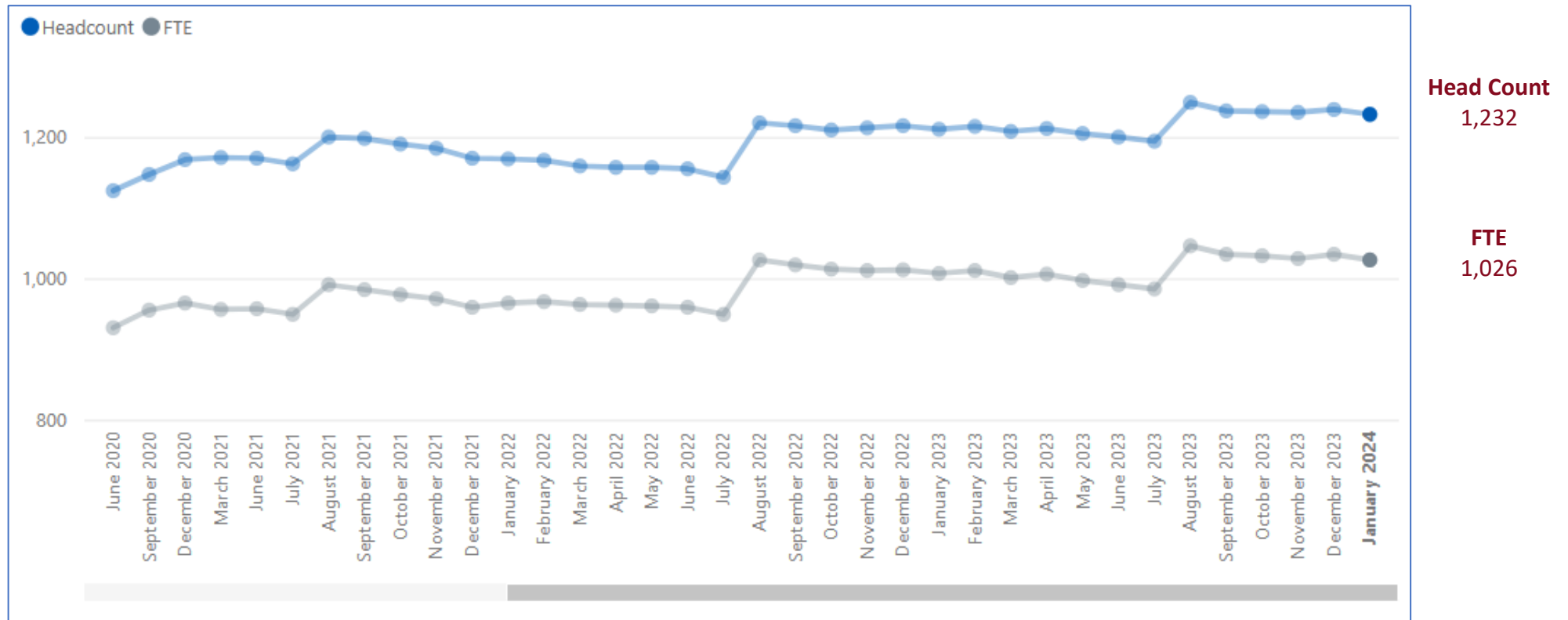
Administration

Apprentices: HC = 15 FTE = 14	Digital Transformation Leads: HC = 1 FTE = 0	Estates & Ancillary: HC = 22 FTE = 10	Management Partners: HC = 13 FTE = 12	Managers: HC = 311 FTE = 275	Medical Secretaries: HC = 310 FTE = 213	Other Admin/Non-clinical: HC = 706 FTE = 483	Receptionists: HC = 1836 FTE = 1178	Telephonists: HC = 11 FTE = 7
---	--	---	---	--	---	--	---	---

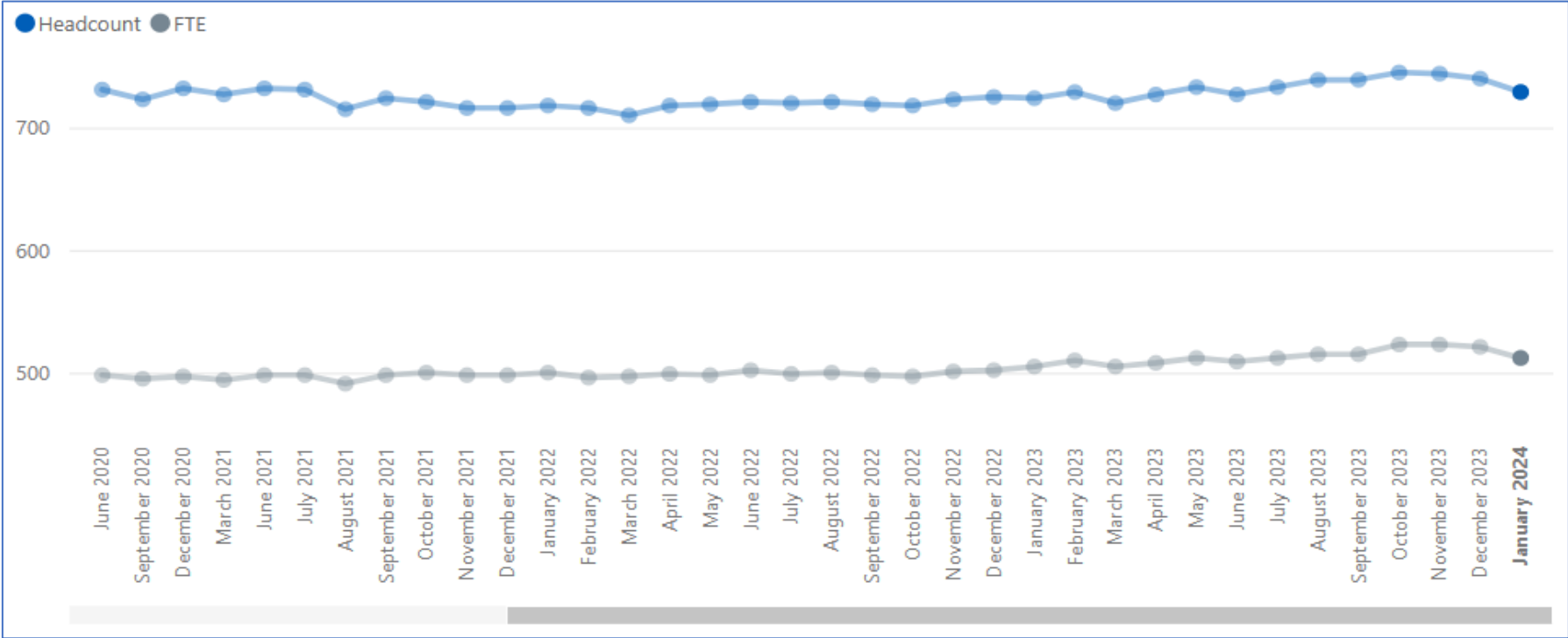
Essex Demographics – Headcount and FTE



Essex GP Trends – Headcount and FTE



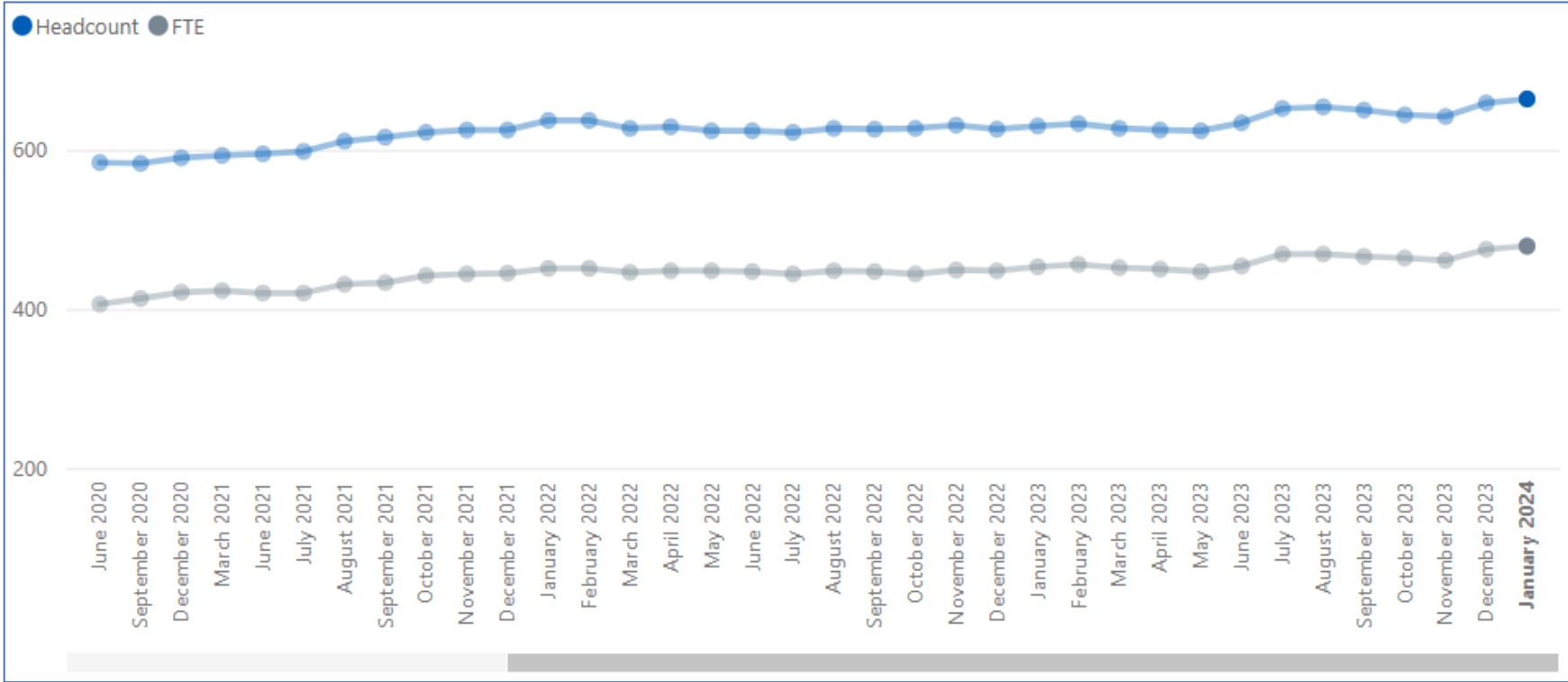
Nurses Trends – Headcount and FTE



Head Count
729

FTE
512

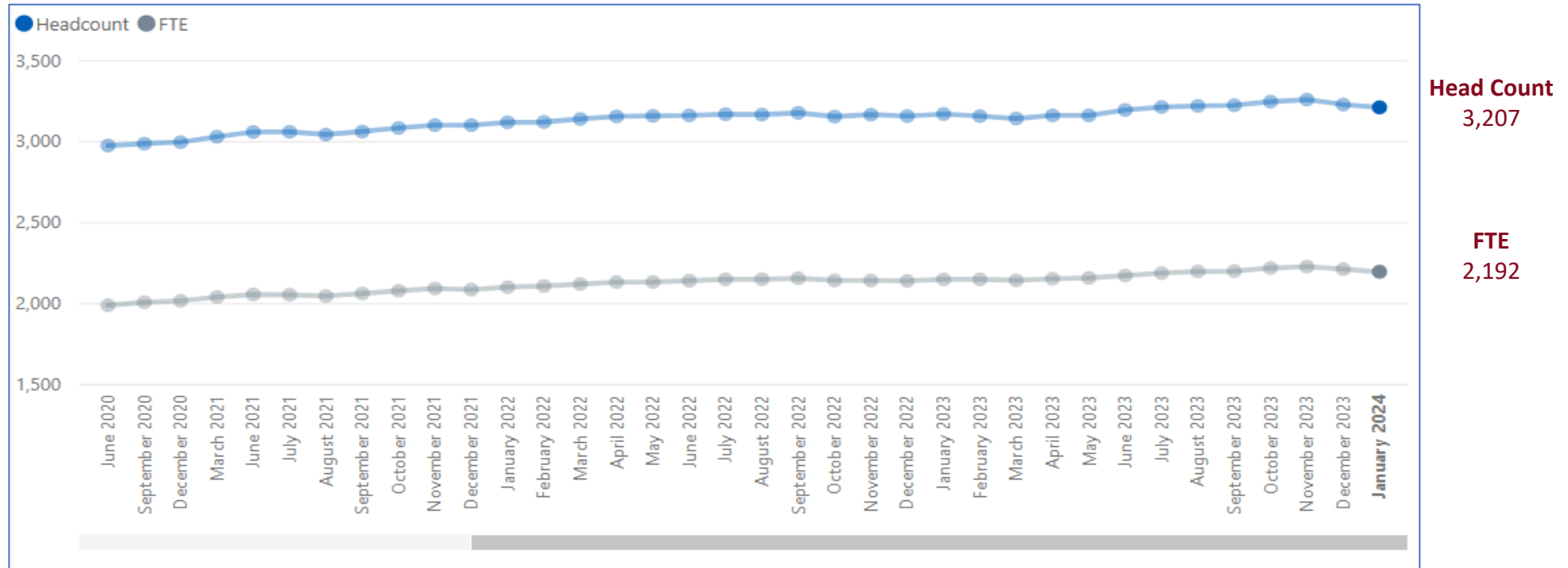
Direct Patient Care Trends – Headcount and FTE



Head Count
664

FTE
479

Administration/Non-Clinical Trends – Headcount and FTE



North East Essex GP Practices Workforce Information

January 2024

North East Essex Workforce Roles in Primary Care – Headcount and FTE



Doctors

GP Partners: HC = 97 FTE = 89	GP Regular Locums: HC = 4 FTE = 1	GP Retainers: HC = 2 FTE = 1	GPs in Training Grades: HC = 39 FTE = 36	Salaried GPs: HC = 61 FTE = 43
---	---	--	---	--

Key
 HC = Head Count
 FTE = Full-Time Equivalent



Nurses

Advanced Nurse Practitioners: HC = 66 FTE = 52	Extended Role Practice Nurses: HC = 7 FTE = 4	Nurse Dispensers: HC = 1 FTE = 1	Nurse Specialists: HC = 9 FTE = 6	Nursing Partners: HC = 0 FTE = 0	Other Nurses: HC = 4 FTE = 3	Practice Nurses: HC = 100 FTE = 73	Trainee Nurses: HC = 0 FTE = 0
--	---	--	---	--	--	--	--



Direct Patient Care

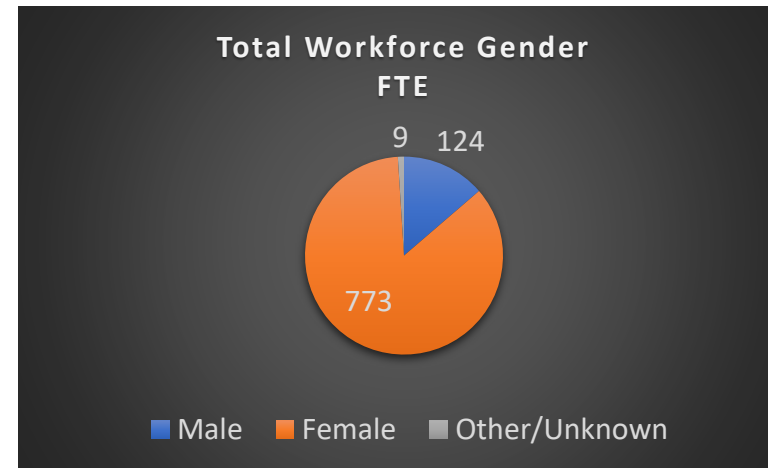
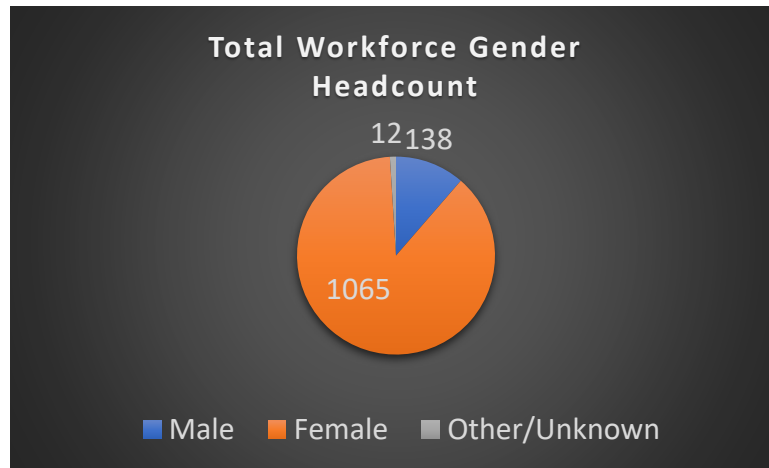
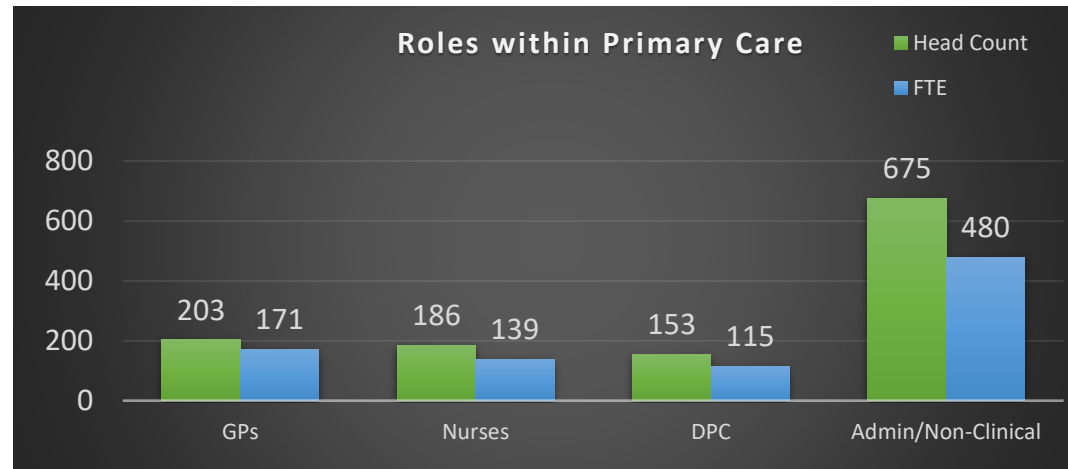
Advanced Paramedic Practitioners: HC = 4 FTE = 3	Advanced Pharmacist Practitioners: HC = 0 FTE = 0	Advanced Physiotherapist Practitioners: HC = 0 FTE = 0	Apprentices: HC = 0 FTE = 0	Dispensers: HC = 23 FTE = 16	General Practice Assistants: HC = 1 FTE = 1	Health Support Workers: HC = 1 FTE = 0
Health Care Assistants: HC = 75 FTE = 56	IAPT Staff: HC = 0 FTE = 0	Nursing Associates: HC = 3 FTE = 2	Other Direct Patient Care: HC = 3 FTE = 2	Paramedics: HC = 16 FTE = 15	Pharmacists: HC = 9 FTE = 7	Pharmacy Technicians: HC = 4 FTE = 3
Phlebotomists: HC = 14 FTE = 9	Physician Associates: HC = 0 FTE = 0	Physiotherapists: HC = 0 FTE = 0	Social Prescribing Link Workers: HC = 0 FTE = 0	Therapists: HC = 0 FTE = 0		



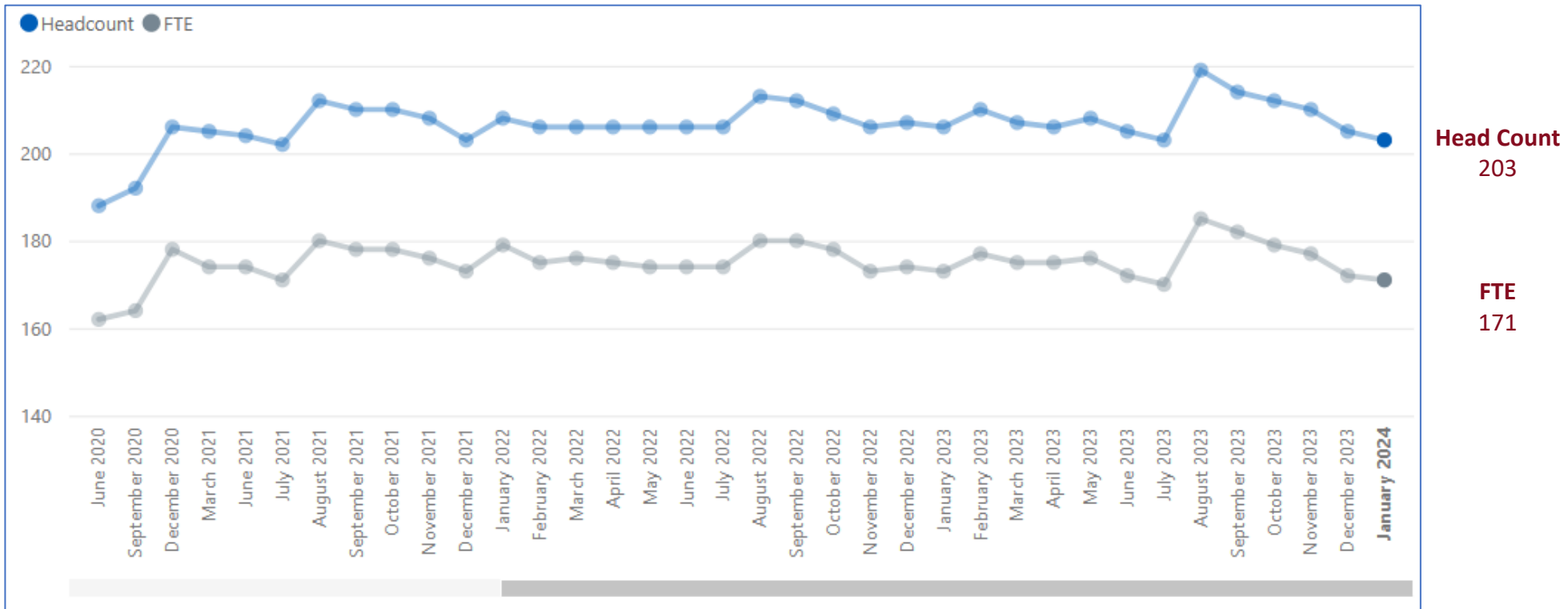
Administration

Apprentices: HC = 7 FTE = 7	Estates & Ancillary: HC = 4 FTE = 2	Management Partners: HC = 1 FTE = 1	Managers: HC = 64 FTE = 58	Medical Secretaries: HC = 59 FTE = 43	Other Admin/Non-clinical: HC = 187 FTE = 125	Receptionists: HC = 350 FTE = 241	Telephonists: HC = 6 FTE = 4
---	---	---	--	---	--	---	--

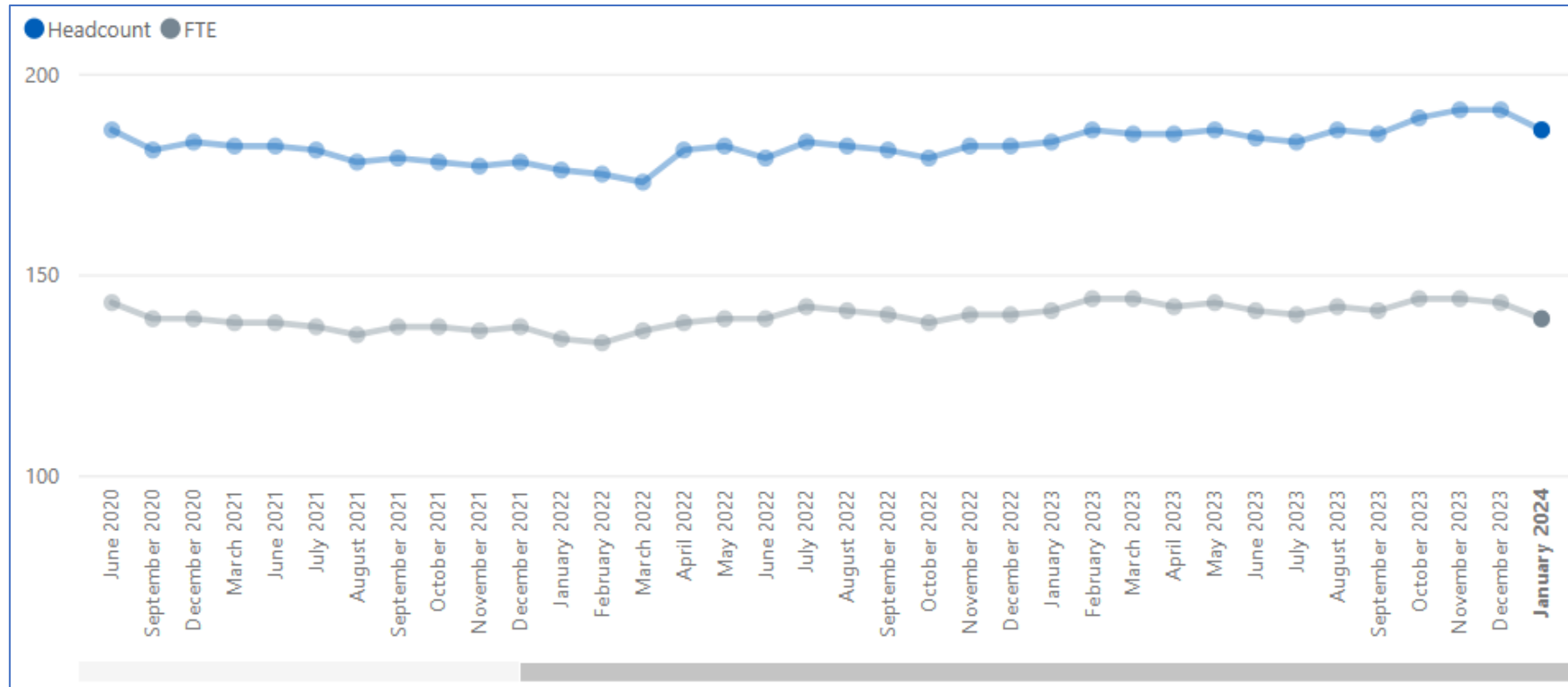
North East Essex Demographics – Headcount and FTE



North East Essex GP Trends – Headcount and FTE



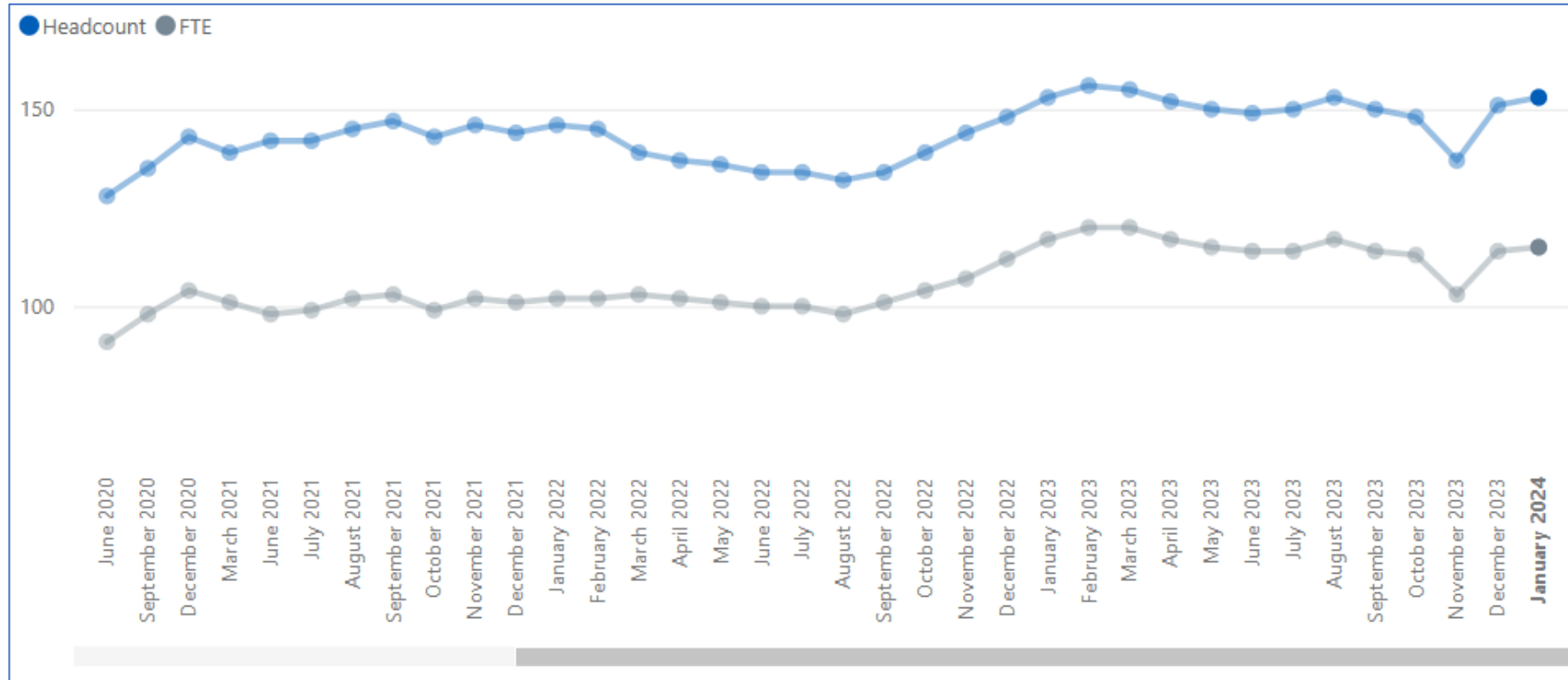
North East Essex Nurses Trends – Headcount and FTE



Head Count
186

FTE
139

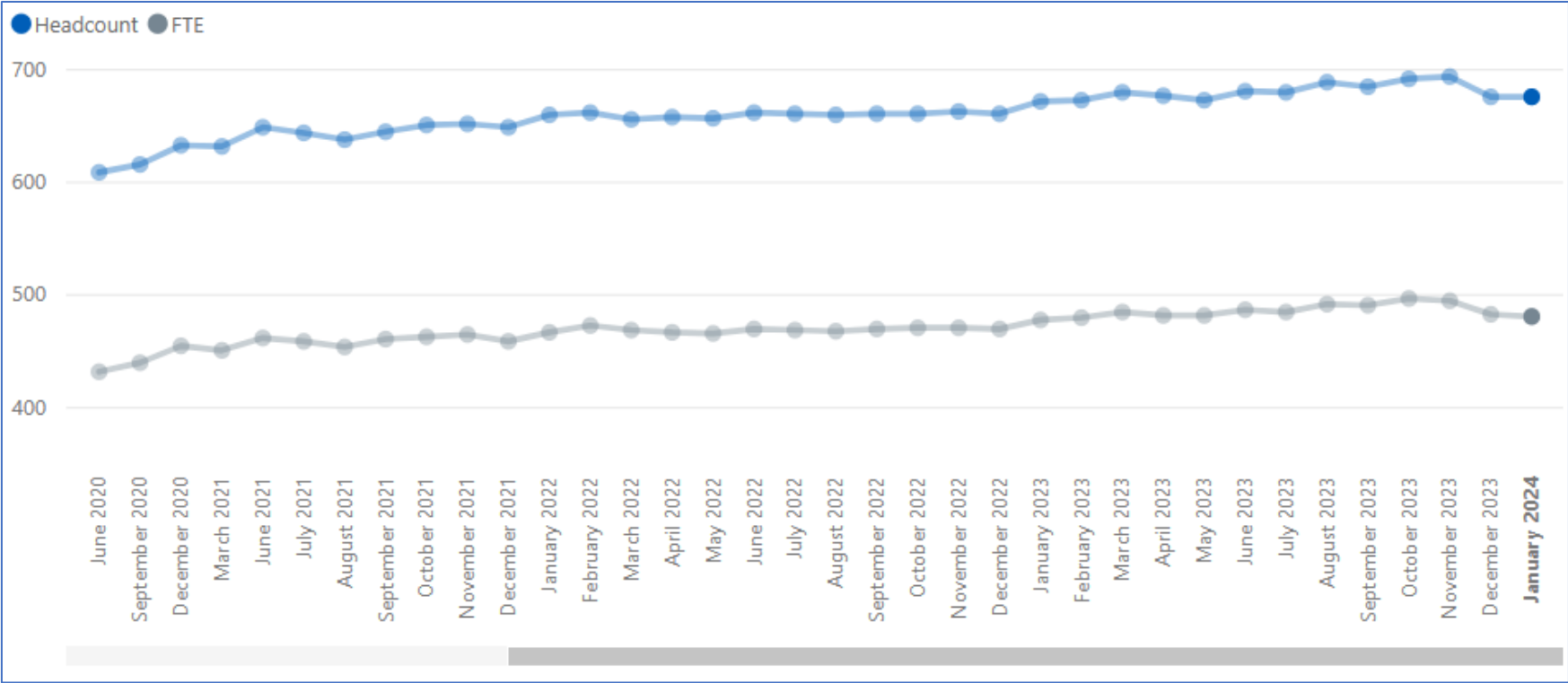
North East Essex Direct Patient Care Trends – Headcount and FTE



Head Count
153

FTE
115

North East Essex Administration/Non-Clinical Trends – Headcount and FTE



Head Count
675

FTE
480

West Essex GP Practices Workforce Information

January 2024

West Essex Workforce Roles in Primary Care – Headcount and FTE



Doctors

GP Partners: HC = 91 FTE = 79	GP Regular Locums: HC = 15 FTE = 7	GP Retainers: HC = 5 FTE = 2	GPs in Training Grades: HC = 73 FTE = 69	Salaried GPs: HC = 71 FTE = 40
---	--	--	---	--

Key
HC = Head Count
FTE = Full-Time Equivalent



Nurses

Advanced Nurse Practitioners: HC = 26 FTE = 19	Extended Role Practice Nurses: HC = 0 FTE = 0	Nurse Dispensers: HC = 0 FTE = 0	Nurse Specialists: HC = 1 FTE = 0	Nursing Partners: HC = 1 FTE = 1	Other Nurses: HC = 0 FTE = 0	Practice Nurses: HC = 67 FTE = 48	Trainee Nurses: HC = 0 FTE = 0
--	---	--	---	--	--	---	--



Direct Patient Care

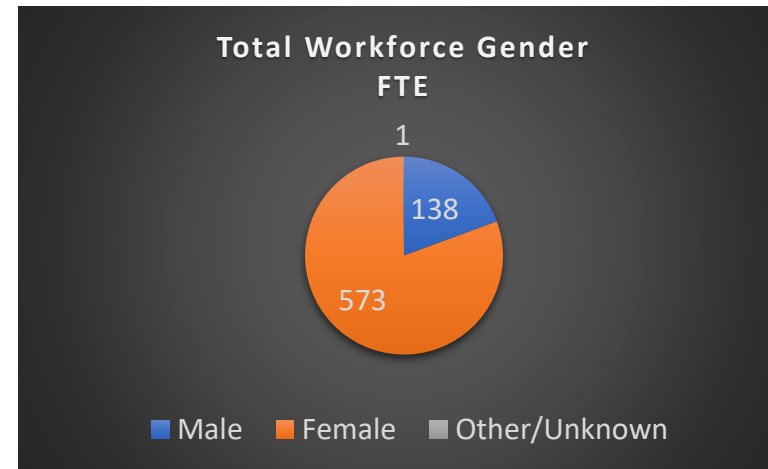
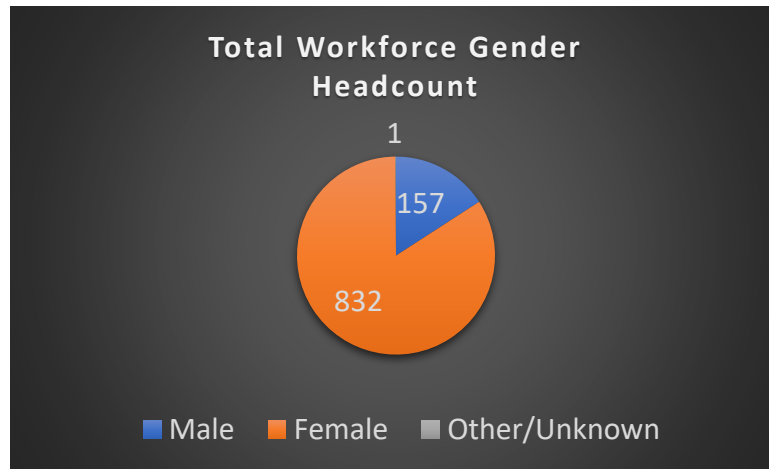
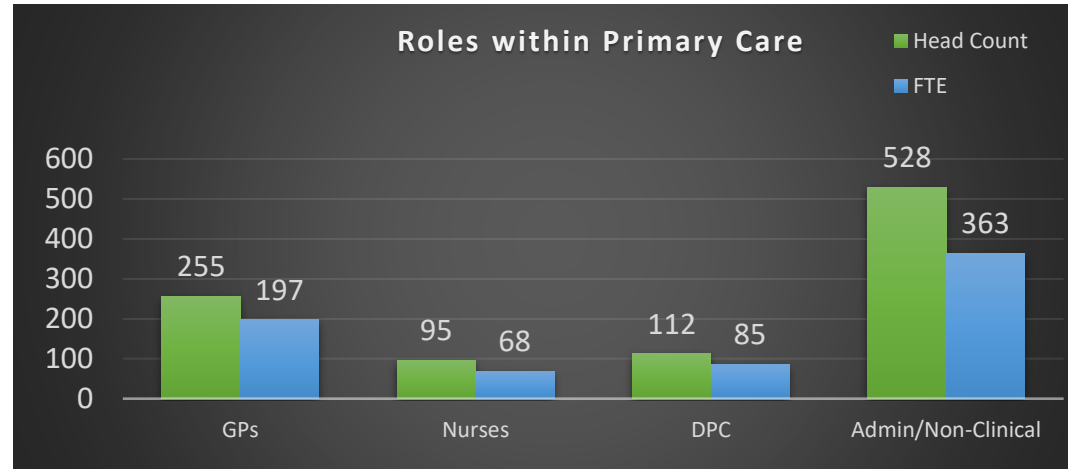
Advanced Paramedic Practitioners: HC = 3 FTE = 3	Advanced Pharmacist Practitioners: HC = 2 FTE = 2	Advanced Physiotherapist Practitioners: HC = 0 FTE = 0	Apprentices: HC = 0 FTE = 0	Dispensers: HC = 34 FTE = 26	General Practice Assistants: HC = 2 FTE = 2	Health Support Workers: HC = 2 FTE = 1
Health Care Assistants: HC = 53 FTE = 37	Nursing Associates: HC = 0 FTE = 0	Other Direct Patient Care: HC = 2 FTE = 2	Paramedics: HC = 4 FTE = 4	Pharmacists: HC = 7 FTE = 4	Pharmacy Technicians: HC = 0 FTE = 0	Phlebotomists: HC = 1 FTE = 1
Physician Associates: HC = 0 FTE = 0	Physiotherapists: HC = 0 FTE = 0	Social Prescribing Link Workers: HC = 2 FTE = 2	Therapists: HC = 0 FTE = 0			



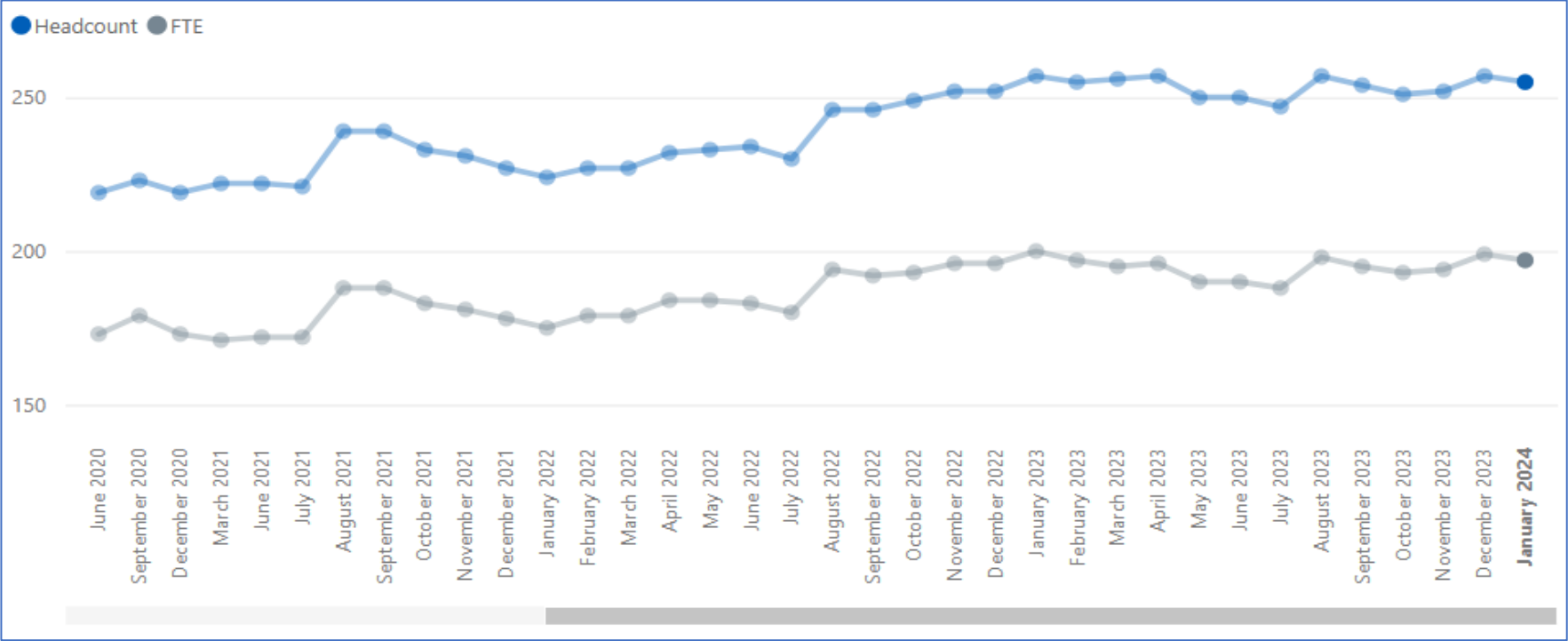
Administration

Apprentices: HC = 0 FTE = 0	Estates & Ancillary: HC = 2 FTE = 1	Management Partners: HC = 1 FTE = 1	Managers: HC = 51 FTE = 43	Medical Secretaries: HC = 52 FTE = 36	Other Admin/Non-clinical: HC = 126 FTE = 90	Receptionists: HC = 296 FTE = 191	Telephonists: HC = 1 FTE = 1
---	---	---	--	---	---	---	--

West Essex Demographics – Headcount and FTE



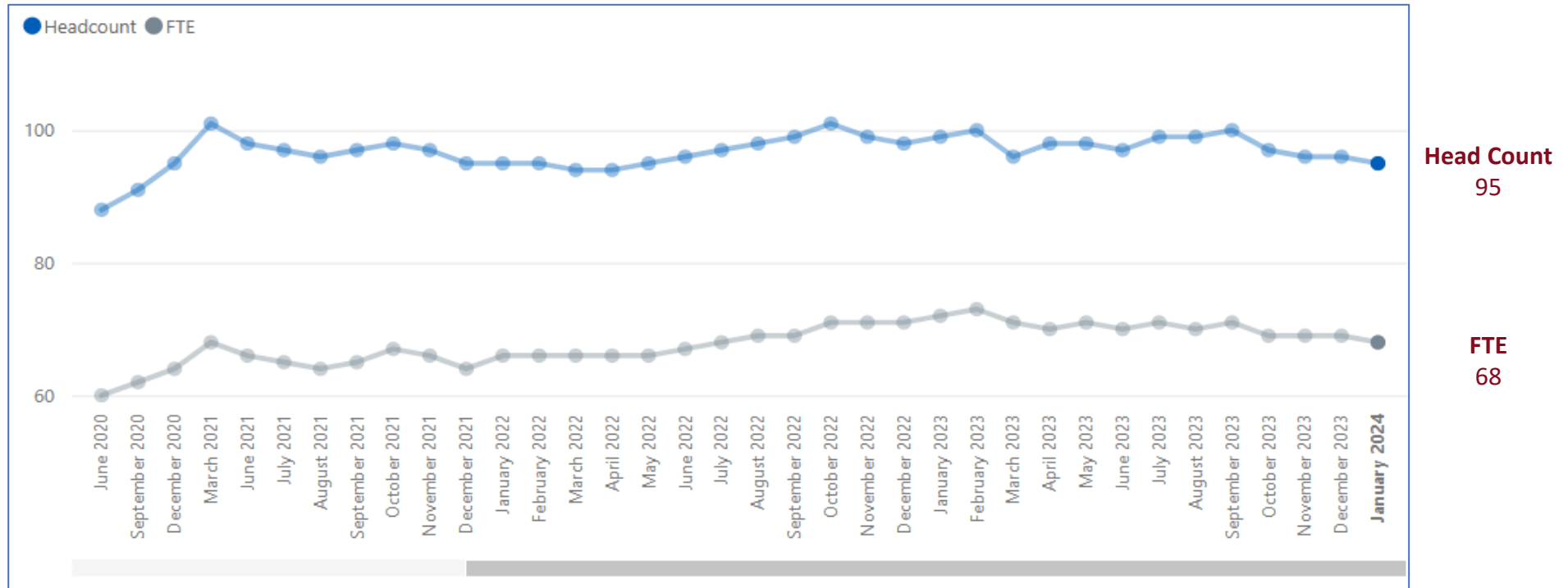
West Essex GP Trends – Headcount and FTE



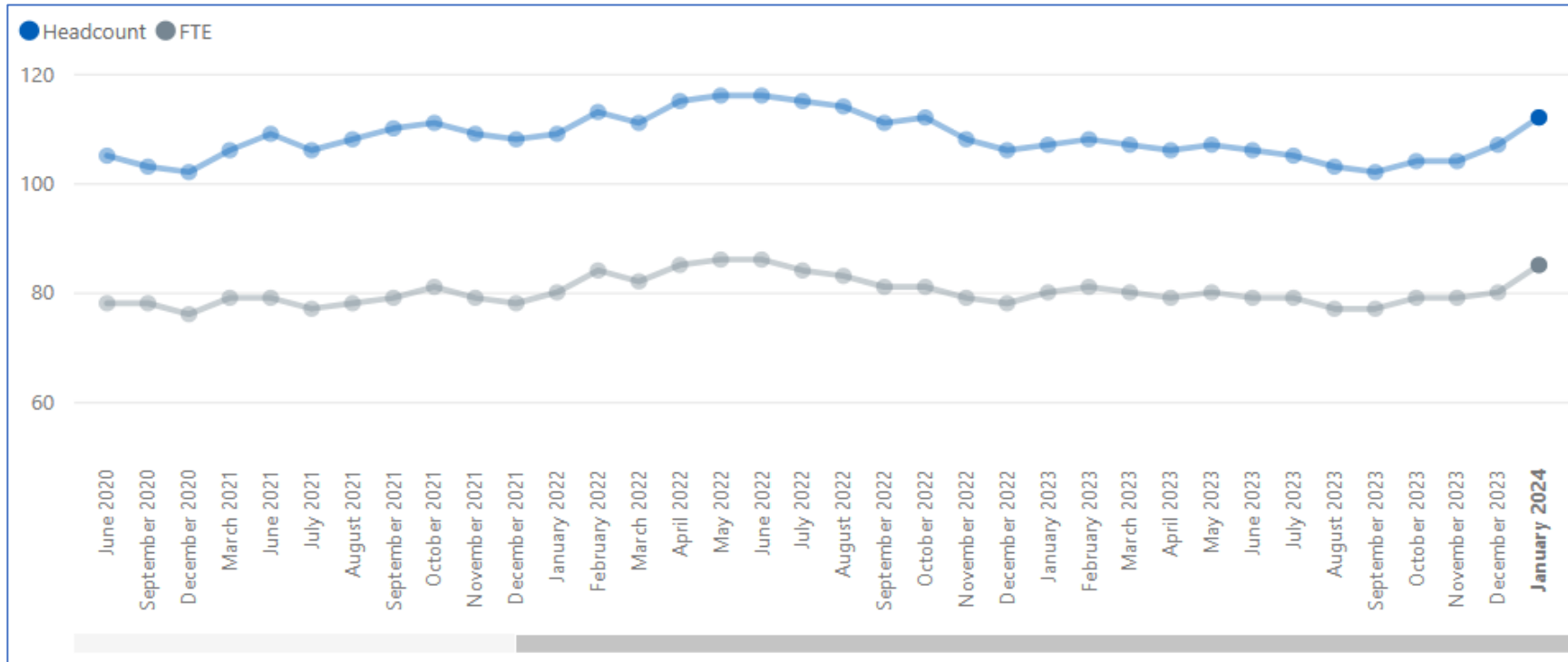
Head Count
255

FTE
197

West Essex Nurses Trends – Headcount and FTE



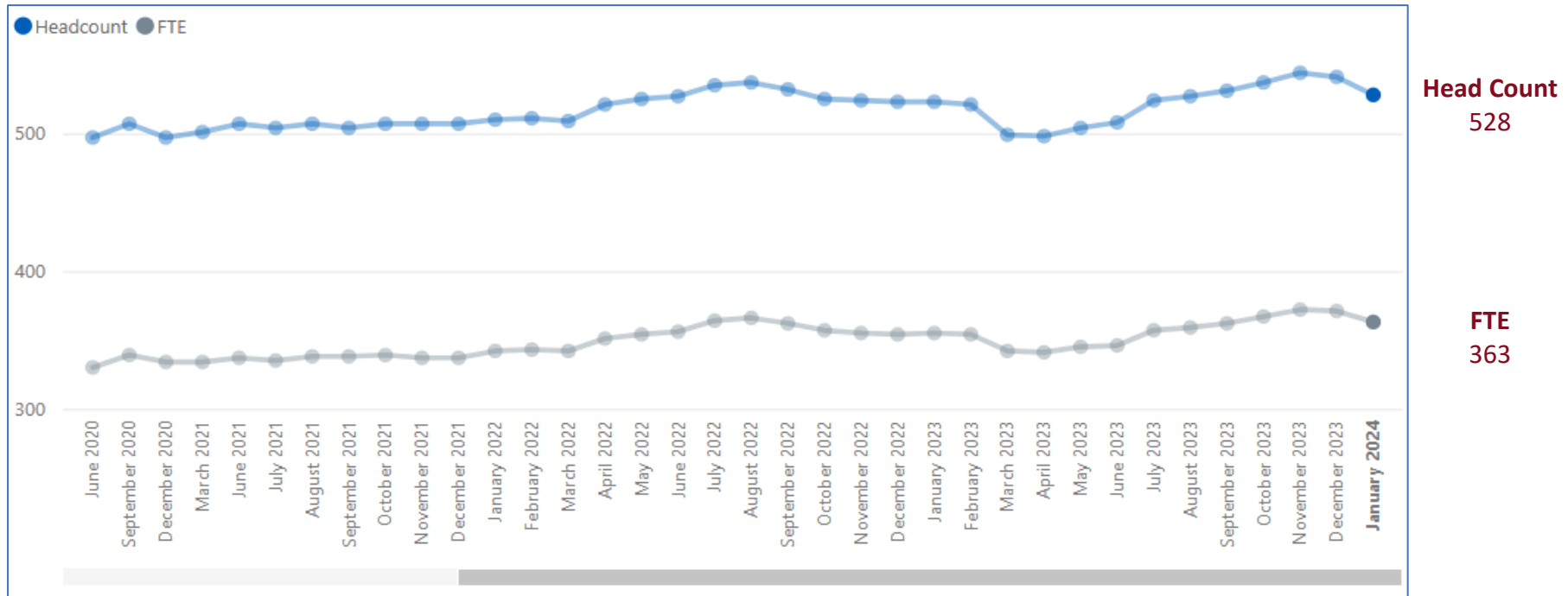
West Essex Direct Patient Care Trends – Headcount and FTE



Head Count
112

FTE
85

West Essex Administration/Non-Clinical Trends – Headcount and FTE



Mid Essex GP Practices Workforce Information

January 2024

Mid Essex Workforce Roles in Primary Care – Headcount and FTE



Doctors

GP Partners: HC = 114 FTE = 114	GP Regular Locums: HC = 4 FTE = 2	GP Retainers: HC = 0 FTE = 0	GPs in Training Grades: HC = 54 FTE = 52	Salaried GPs: HC = 95 FTE = 56
---	---	--	---	---

Key
HC = Head Count
FTE = Full-Time Equivalent



Nurses

Advanced Nurse Practitioners: HC = 40 FTE = 31	Extended Role Practice Nurses: HC = 2 FTE = 2	Nurse Dispensers: HC = 1 FTE = 1	Nurse Specialists: HC = 0 FTE = 0	Nursing Partners: HC = 0 FTE = 0	Other Nurses: HC = 3 FTE = 2	Practice Nurses: HC = 117 FTE = 76	Trainee Nurses: HC = 1 FTE = 1
--	---	--	---	--	--	--	--



Direct Patient Care

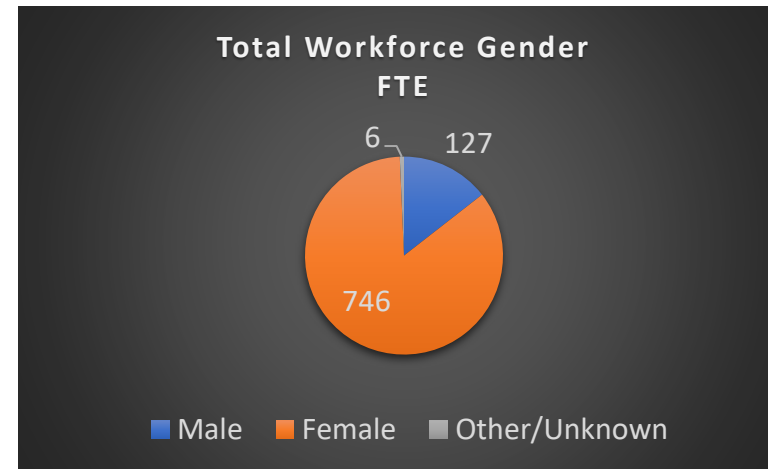
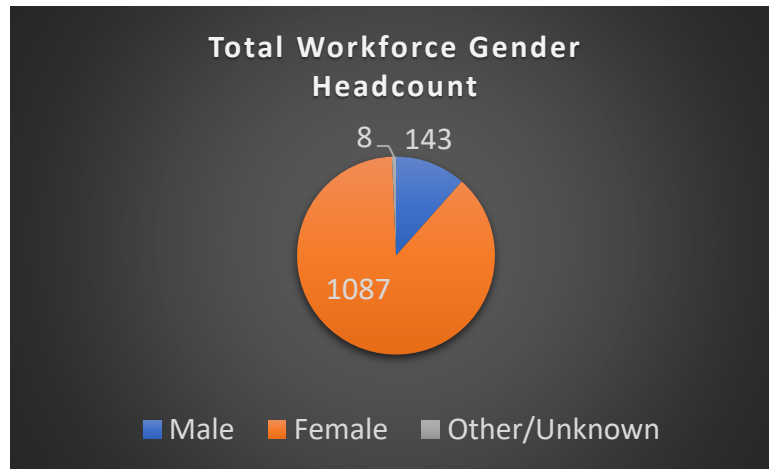
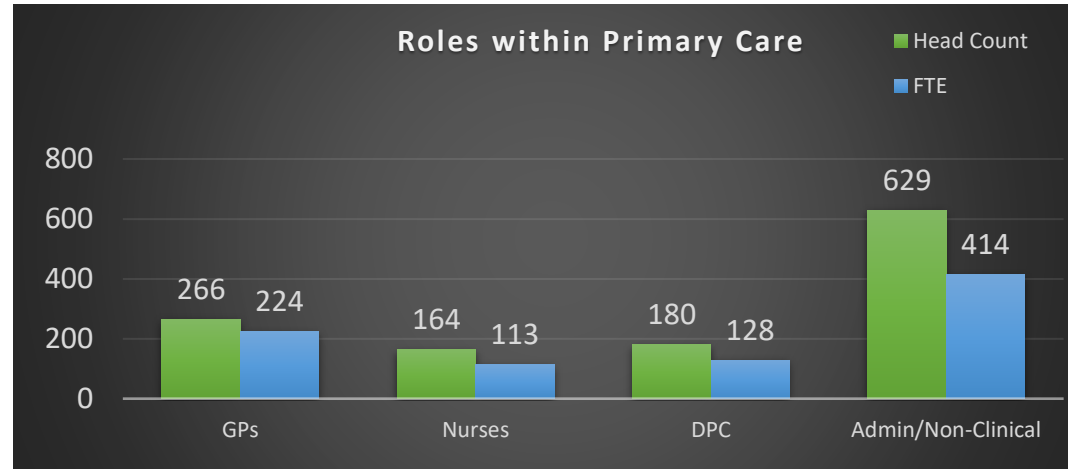
Advanced Paramedic Practitioners: HC = 4 FTE = 4	Advanced Pharmacist Practitioners: HC = 6 FTE = 5	Advanced Physiotherapist Practitioners: HC = 1 FTE = 1	Apprentices: HC = 0 FTE = 0	Dispensers: HC = 76 FTE = 56	General Practice Assistants: HC = 1 FTE = 1	Health Support Workers: HC = 0 FTE = 0
Health Care Assistants: HC = 55 FTE = 37	Nursing Associates: HC = 0 FTE = 0	Other Direct Patient Care: HC = 5 FTE = 2	Paramedics: HC = 8 FTE = 7	Pharmacists: HC = 15 FTE = 10	Pharmacy Technicians: HC = 3 FTE = 2	Phlebotomists: HC = 2 FTE = 1
Physician Associates: HC = 2 FTE = 2	Physiotherapists: HC = 1 FTE = 1	Social Prescribing Link Workers: HC = 0 FTE = 0	Therapists: HC = 0 FTE = 0	Trainee Nursing Associates: HC = 1 FTE = 1		



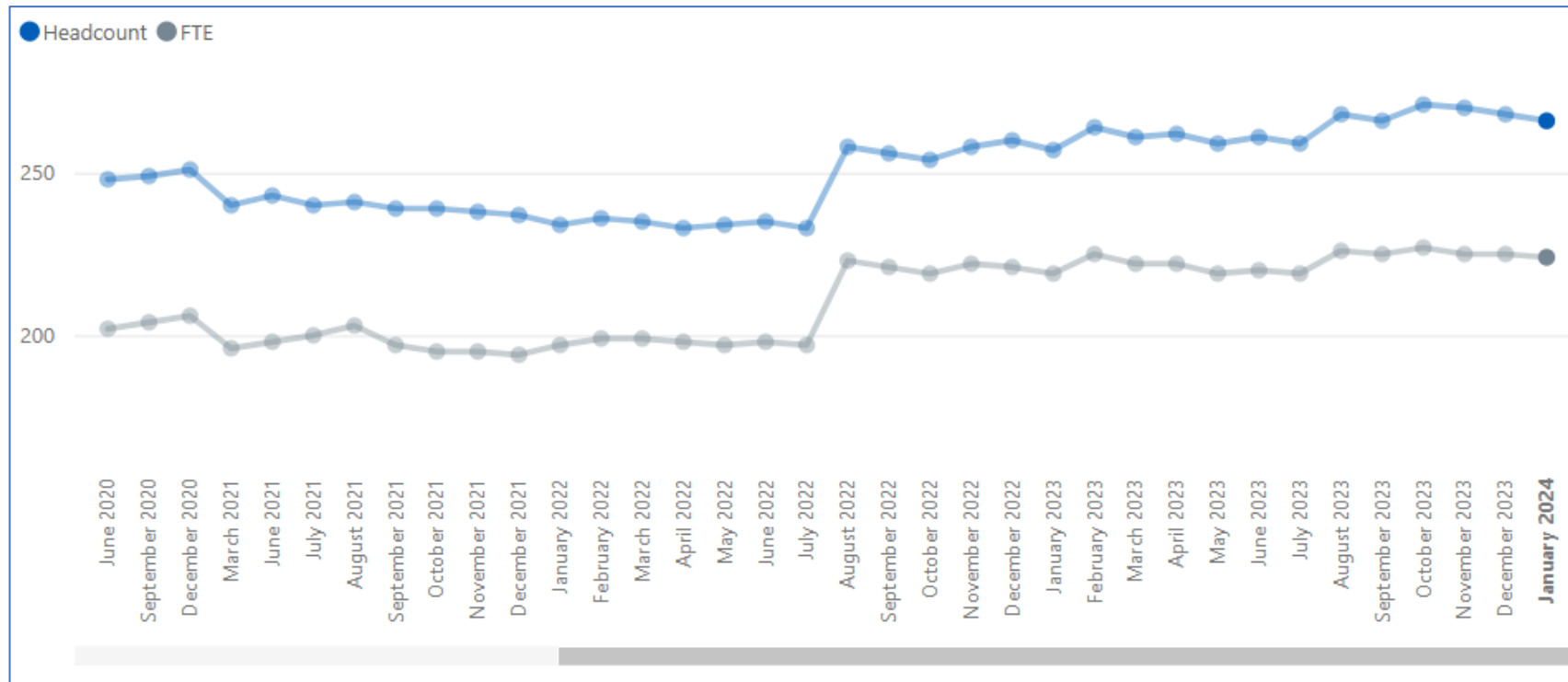
Administration

Apprentices: HC = 2 FTE = 2	Estates & Ancillary: HC = 6 FTE = 1	Management Partners: HC = 2 FTE = 2	Managers: HC = 60 FTE = 53	Medical Secretaries: HC = 78 FTE = 50	Other Admin/Non-clinical: HC = 175 FTE = 115	Receptionists: HC = 310 FTE = 190	Telephonists: HC = 1 FTE = 1
---	---	---	--	---	--	---	--

Mid Essex Demographics – Headcount and FTE



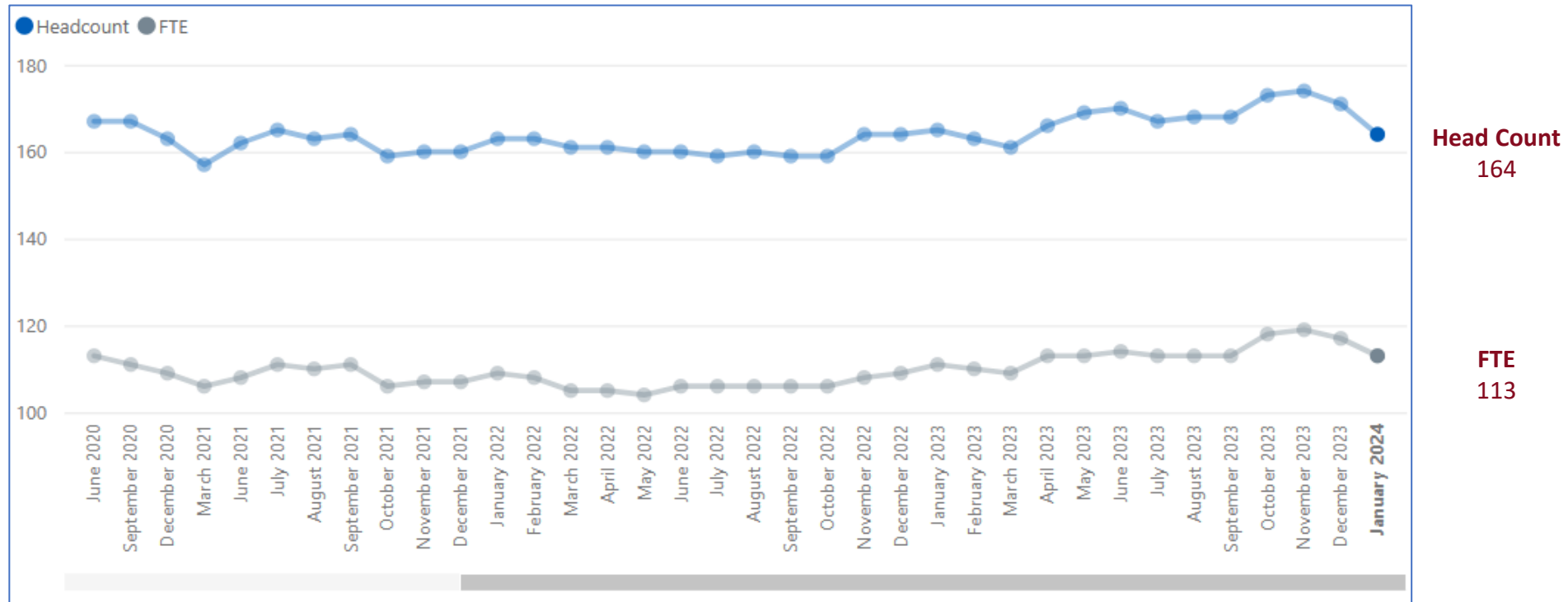
Mid Essex GP Trends – Headcount and FTE



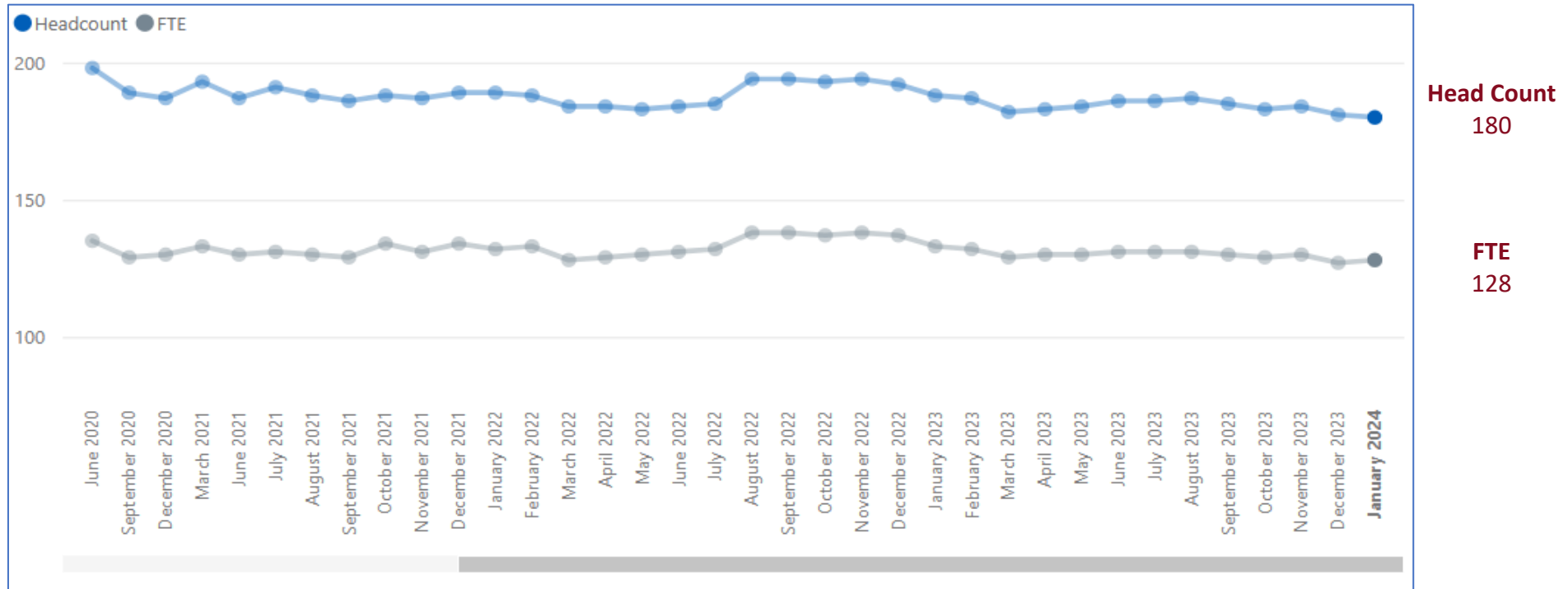
Head Count
266

FTE
224

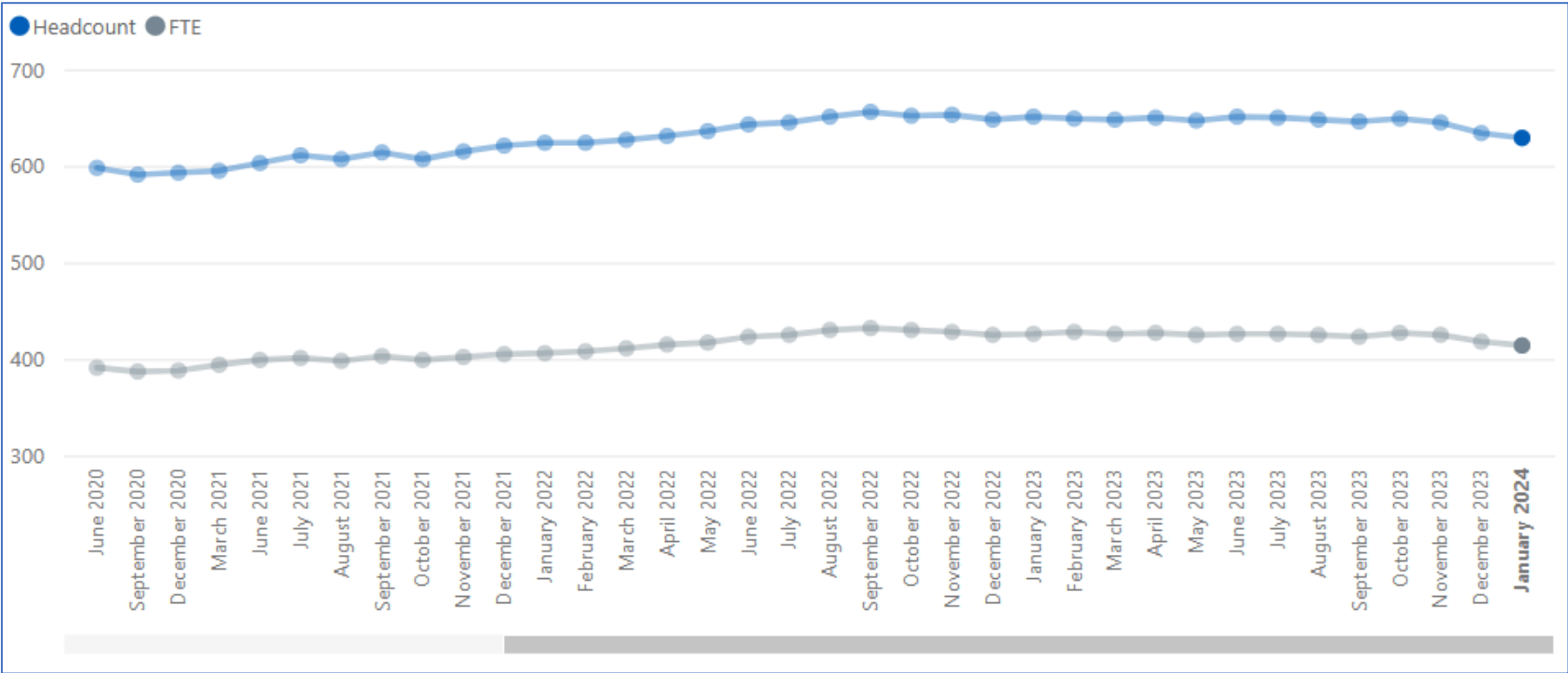
Mid Essex Nurses Trends – Headcount and FTE



Mid Essex Direct Patient Care Trends – Headcount and FTE



Mid Essex Administration/Non-Clinical Trends – Headcount and FTE



Head Count
629

FTE
414

**Basildon & Brentwood
GP Practices
Workforce Information**

January 2024

Basildon & Brentwood Workforce Roles in Primary Care – Headcount and FTE



GP Partners: HC = 96 FTE = 83	GP Regular Locums: HC = 10 FTE = 4	GP Retainers: HC = 1 FTE = 1	GPs in Training Grades: HC = 29 FTE = 28	Salaried GPs: HC = 37 FTE = 21
---	--	--	---	---

Key
 HC = Head Count
 FTE = Full-Time Equivalent



Advanced Nurse Practitioners: HC = 22 FTE = 17	Extended Role Practice Nurses: HC = 1 FTE = 0	Nurse Dispensers: HC = 0 FTE = 0	Nurse Specialists: HC = 0 FTE = 0	Nursing Partners: HC = 0 FTE = 0	Other Nurses: HC = 2 FTE = 1	Practice Nurses: HC = 73 FTE = 44	Trainee Nurses: HC = 1 FTE = 0
---	--	---	--	---	---	--	---

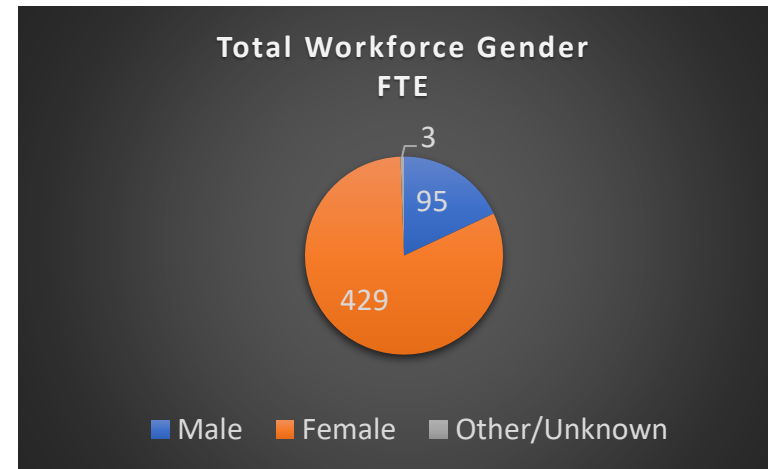
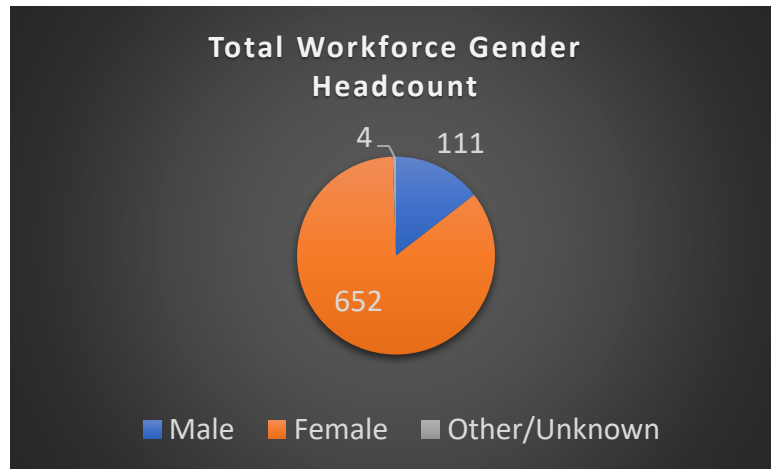
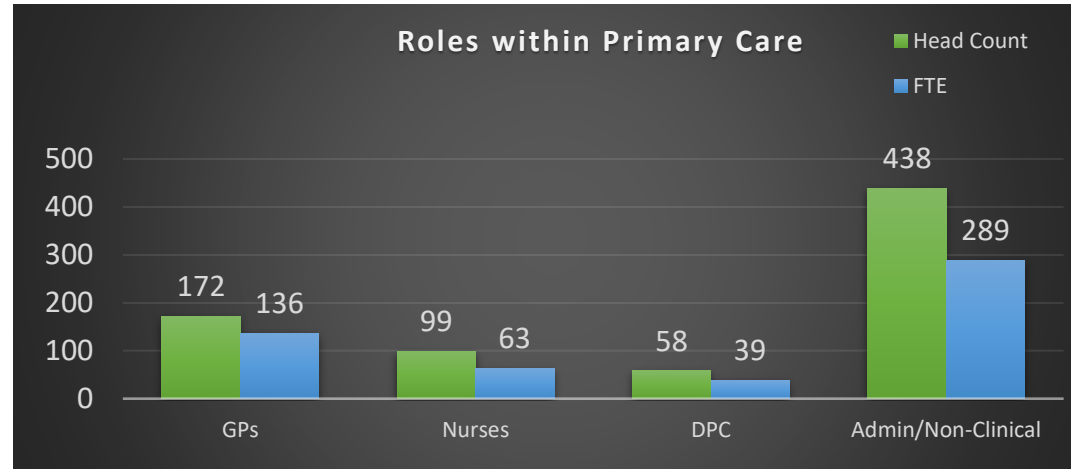


Advanced Paramedic Practitioners: HC = 0 FTE = 0	Advanced Pharmacist Practitioners: HC = 2 FTE = 1	Advanced Physiotherapist Practitioners: HC = 0 FTE = 0	Apprentices: HC = 0 FTE = 0	Dispensers: HC = 4 FTE = 3	General Practice Assistants: HC = 1 FTE = 1	Health Support Workers: HC = 0 FTE = 0
Health Care Assistants: HC = 29 FTE = 18	Nursing Associates: HC = 0 FTE = 0	Other Direct Patient Care: HC = 2 FTE = 1	Paramedics: HC = 1 FTE = 1	Pharmacists: HC = 14 FTE = 10	Pharmacy Technicians: HC = 0 FTE = 0	Phlebotomists: HC = 1 FTE = 0
Physician Associates: HC = 4 FTE = 4	Physiotherapists: HC = 0 FTE = 0	Social Prescribing Link Workers: HC = 0 FTE = 0	Therapists: HC = 0 FTE = 0			

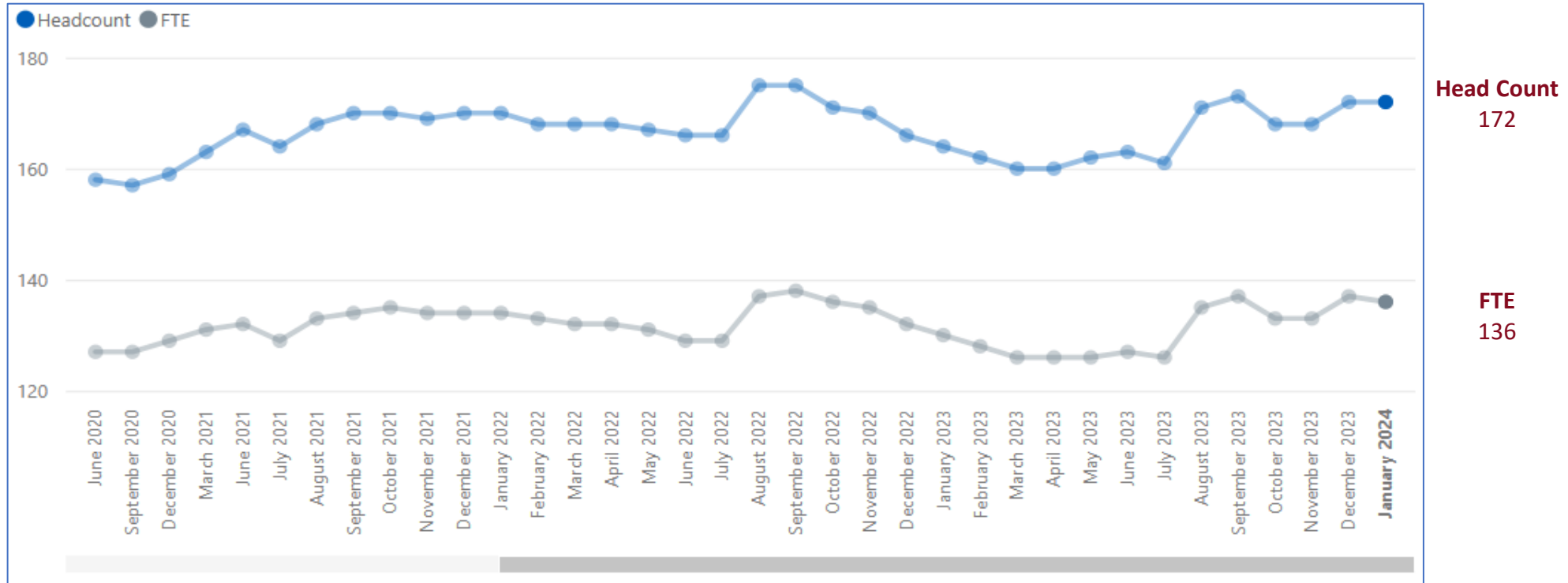


Apprentices: HC = 2 FTE = 2	Estates & Ancillary: HC = 3 FTE = 2	Management Partners: HC = 0 FTE = 0	Managers: HC = 41 FTE = 37	Medical Secretaries: HC = 47 FTE = 32	Other Admin/Non- clinical: HC = 69 FTE = 42	Receptionists: HC = 276 FTE = 174	Telephonists: HC = 1 FTE = 0
---	--	--	--	--	--	---	--

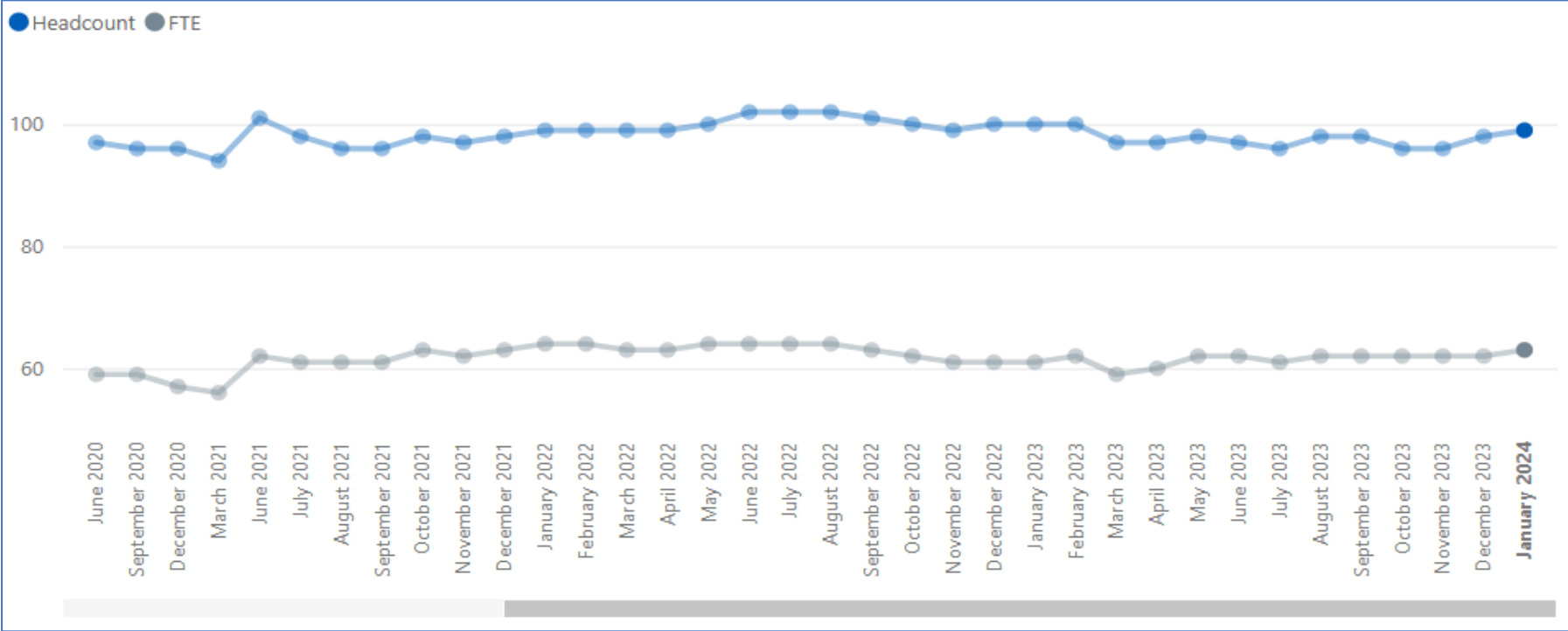
Basildon & Brentwood Demographics – Headcount and FTE



Basildon & Brentwood GP Trends – Headcount and FTE



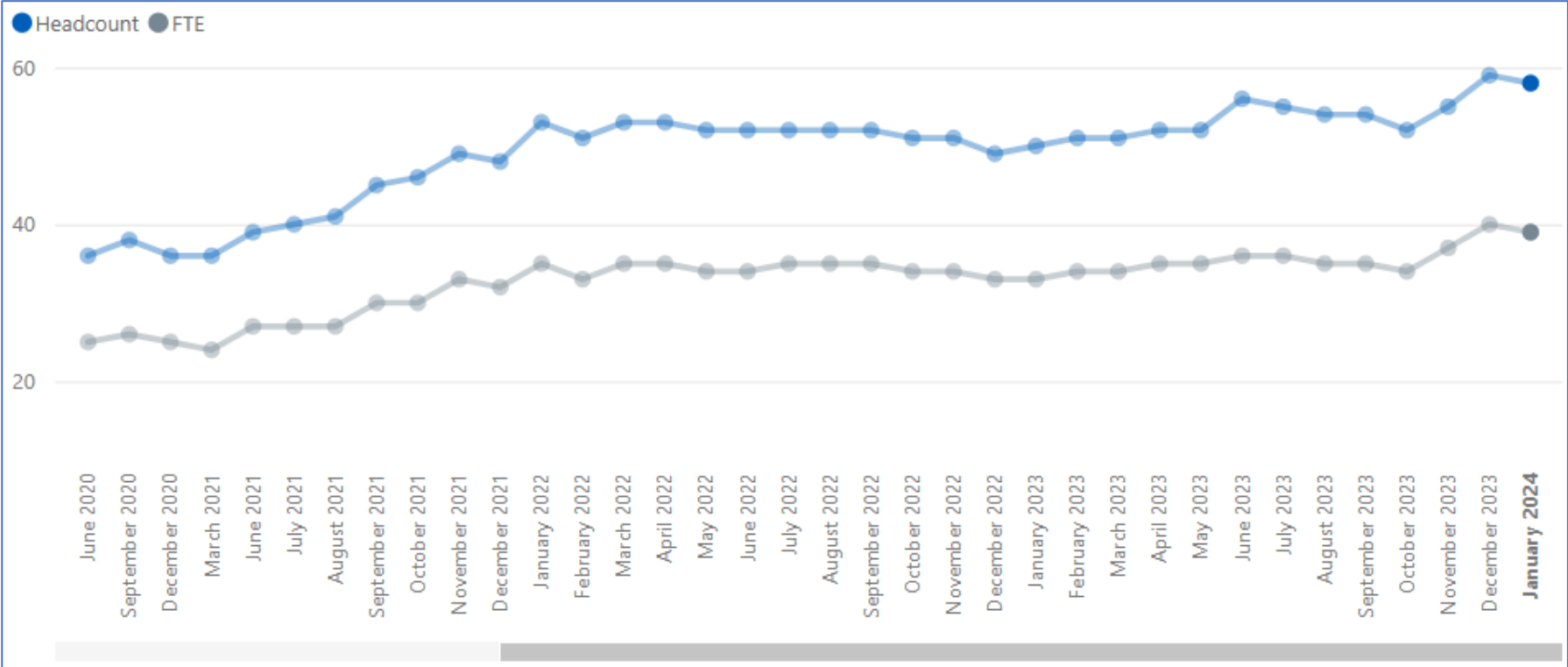
Basildon & Brentwood Nurses Trends – Headcount and FTE



Head Count
99

FTE
63

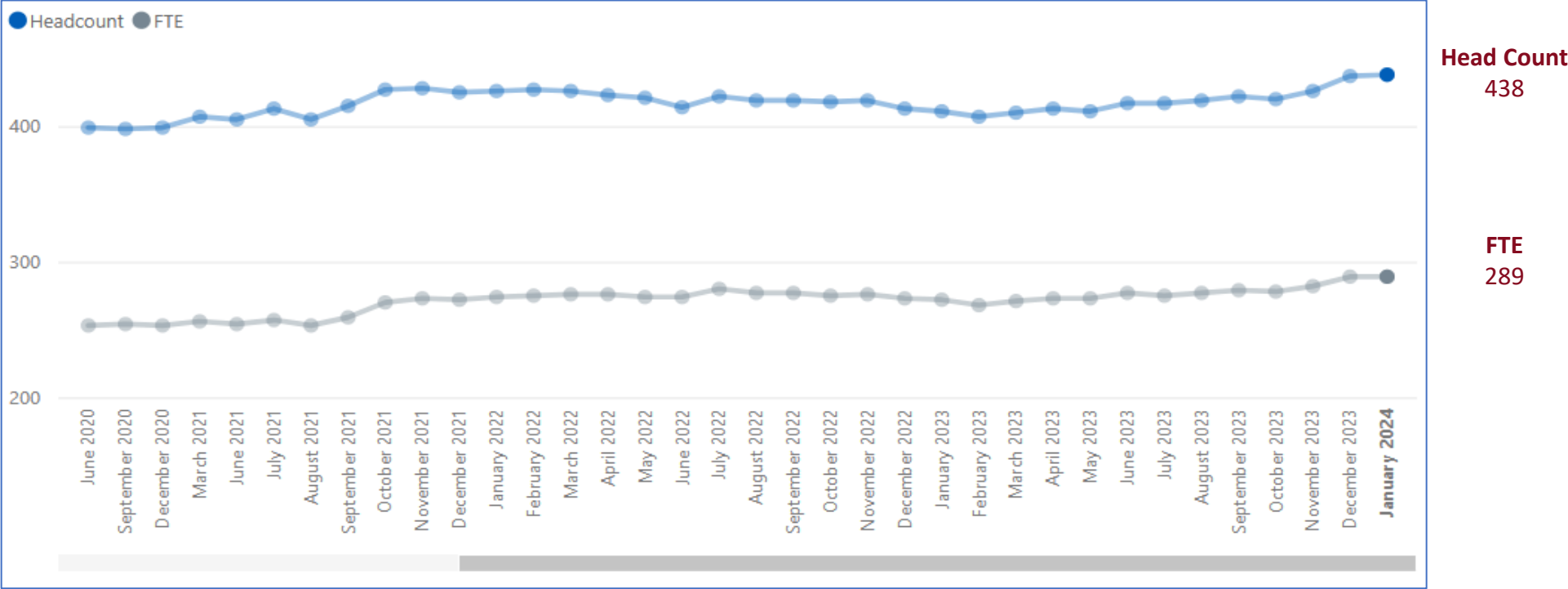
Basildon & Brentwood Direct Patient Care Trends – Headcount and FTE



Head Count
58

FTE
39

Basildon & Brentwood Essex Administration/Non-Clinical Trends – Headcount and FTE



Thurrock GP Practices Workforce Information

December 2024

Thurrock Workforce Roles in Primary Care – Headcount and FTE



GP Partners:
HC = 41
FTE = 39

GP Regular Locums:
HC = 18
FTE = 11

GP Retainers:
HC = 1
FTE = 1

GPs in Training
 Grades:
HC = 12
FTE = 11

Salaried
 GPs:
HC = 24
FTE = 17

Key
 HC = Head Count
 FTE = Full-Time Equivalent



Advanced Nurse
 Practitioners:
HC = 15
FTE = 11

Extended Role
 Practice Nurses:
HC = 1
FTE = 1

Nurse
 Dispensers:
HC = 0
FTE = 0

Nurse
 Specialists:
HC = 0
FTE = 0

Nursing
 Partners:
HC = 0
FTE = 0

Other
 Nurses:
HC = 0
FTE = 0

Practice
 Nurses:
HC = 41
FTE = 28

Trainee
 Nurses:
HC = 1
FTE = 1



Advanced Paramedic
 Practitioners:
HC = 0
FTE = 0

Advanced Pharmacist
 Practitioners:
HC = 1
FTE = 0

Advanced Physiotherapist
 Practitioners:
HC = 0
FTE = 0

Apprentices:
HC = 1
FTE = 1

Dispensers:
HC = 10
FTE = 8

Health Support
 Workers:
HC = 0
FTE = 0

Health Care
 Assistants:
HC = 19
FTE = 11

Nursing
 Associates:
HC = 3
FTE = 1

Other Direct
 Patient Care:
HC = 5
FTE = 2

Paramedics:
HC = 0
FTE = 0

Pharmacists:
HC = 10
FTE = 8

Pharmacy
 Technicians:
HC = 0
FTE = 0

Phlebotomists:
HC = 3
FTE = 2

Physician
 Associates:
HC = 8
FTE = 6

Physiotherapists:
HC = 0
FTE = 0

Social Prescribing
 Link Workers:
HC = 0
FTE = 0

Therapists:
HC = 0
FTE = 0



Apprentices:
HC = 1
FTE = 1

Digital &
 Transformation
 Leads:
HC = 1
FTE = 0

Estates
 & Ancillary:
HC = 2
FTE = 1

Management
 Partners:
HC = 7
FTE = 6

Managers:
HC = 32
FTE = 27

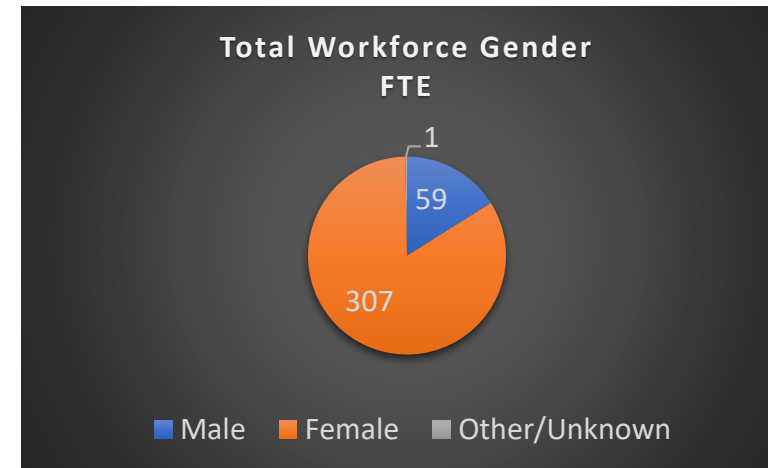
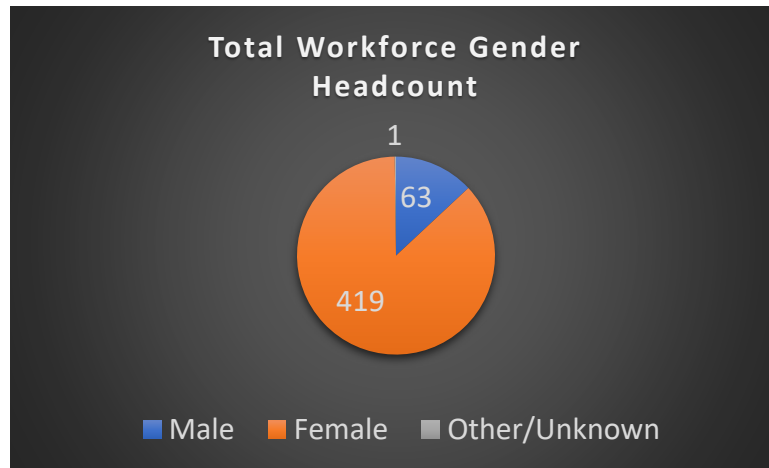
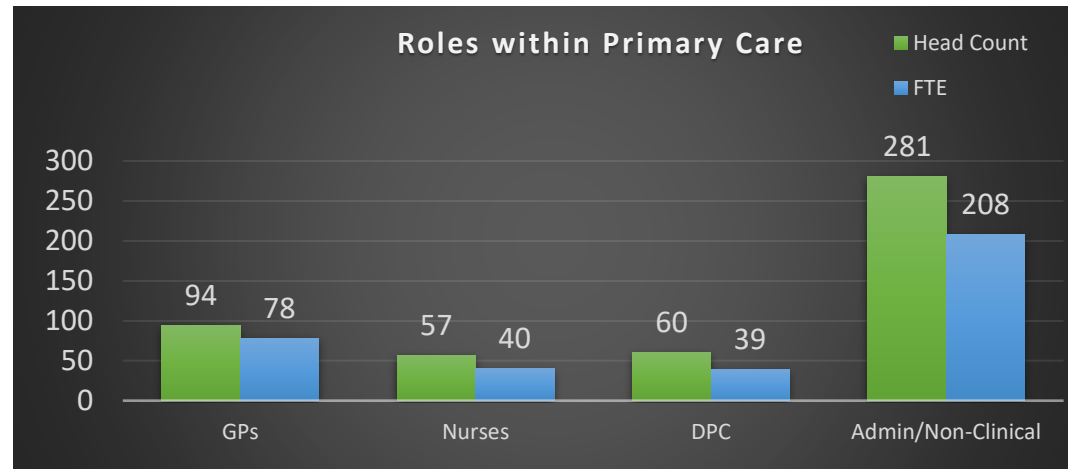
Medical
 Secretaries:
HC = 19
FTE = 14

Other Admin/Non-
 clinical:
HC = 40
FTE = 32

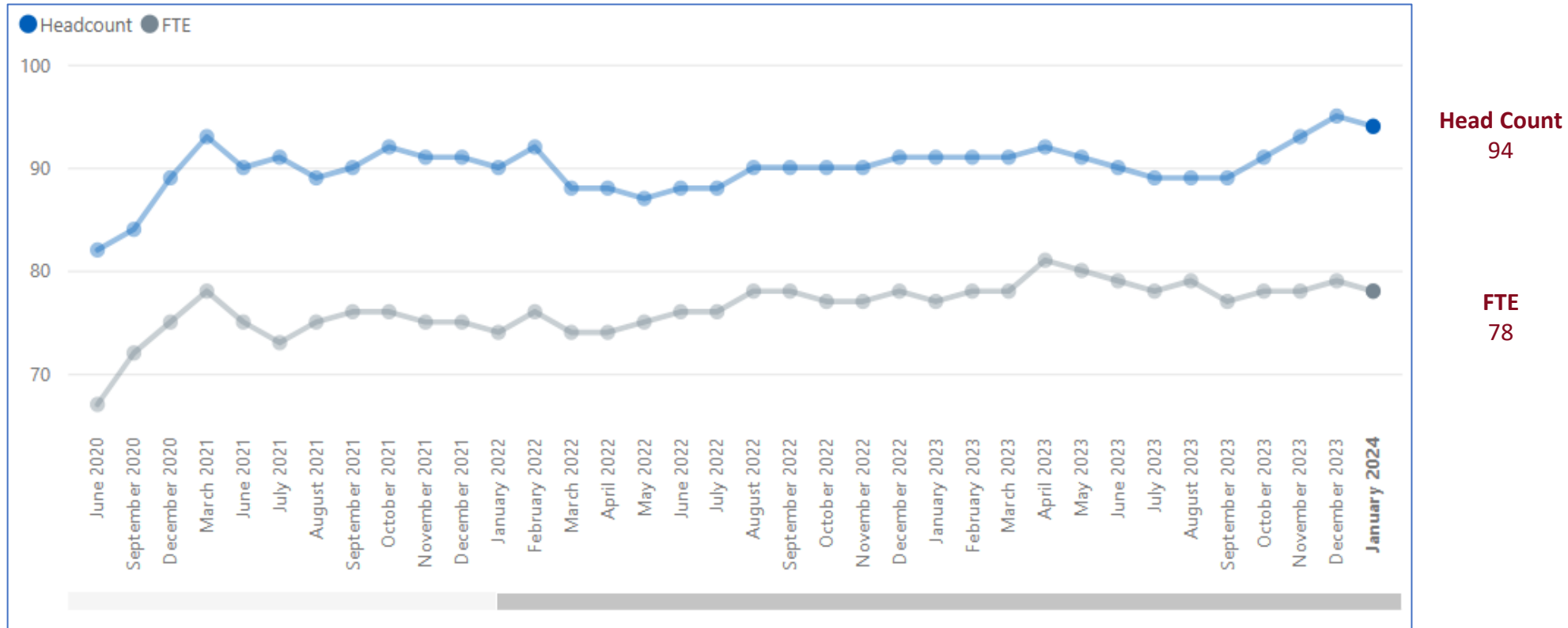
Receptionists:
HC = 183
FTE = 127

Telephonists:
HC = 0
FTE = 0

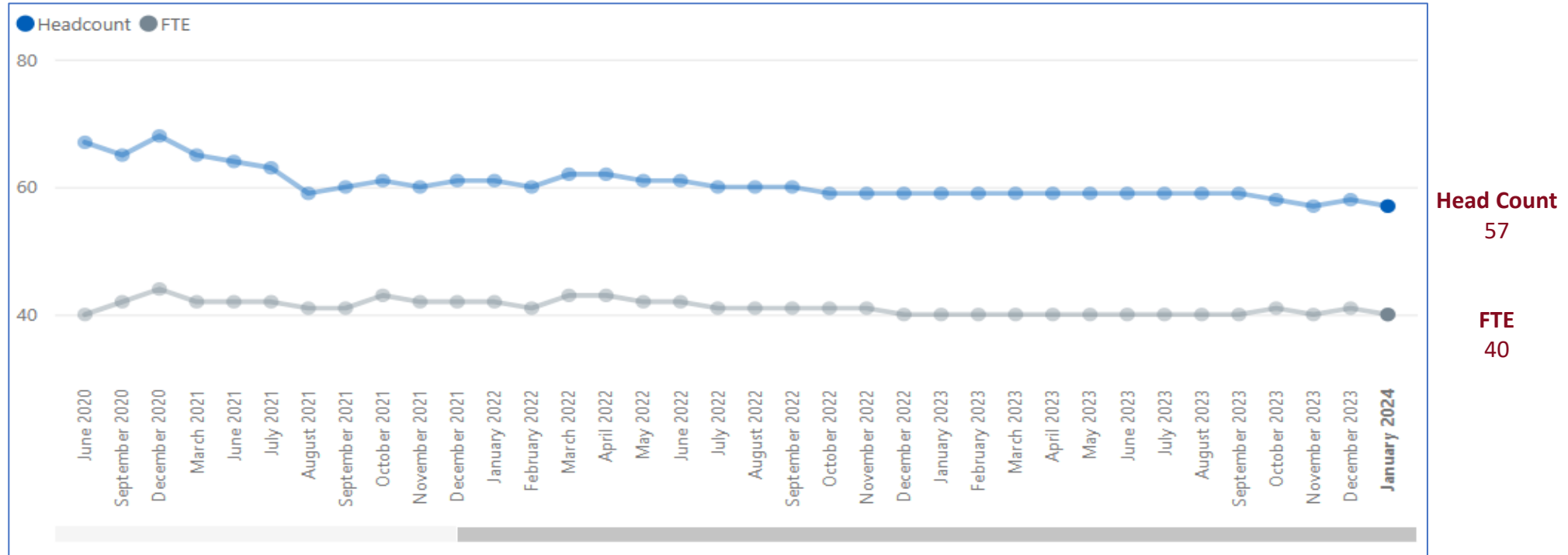
Thurrock Demographics – Headcount and FTE



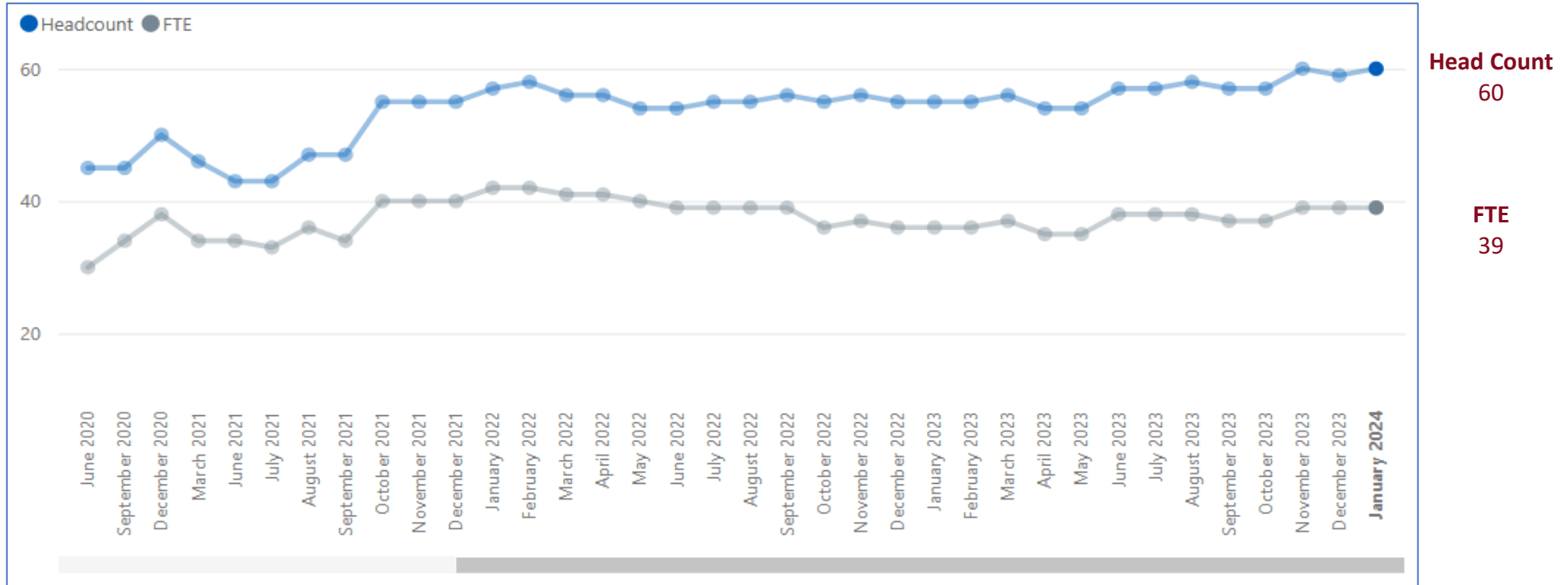
Thurrock GP Trends – Headcount and FTE



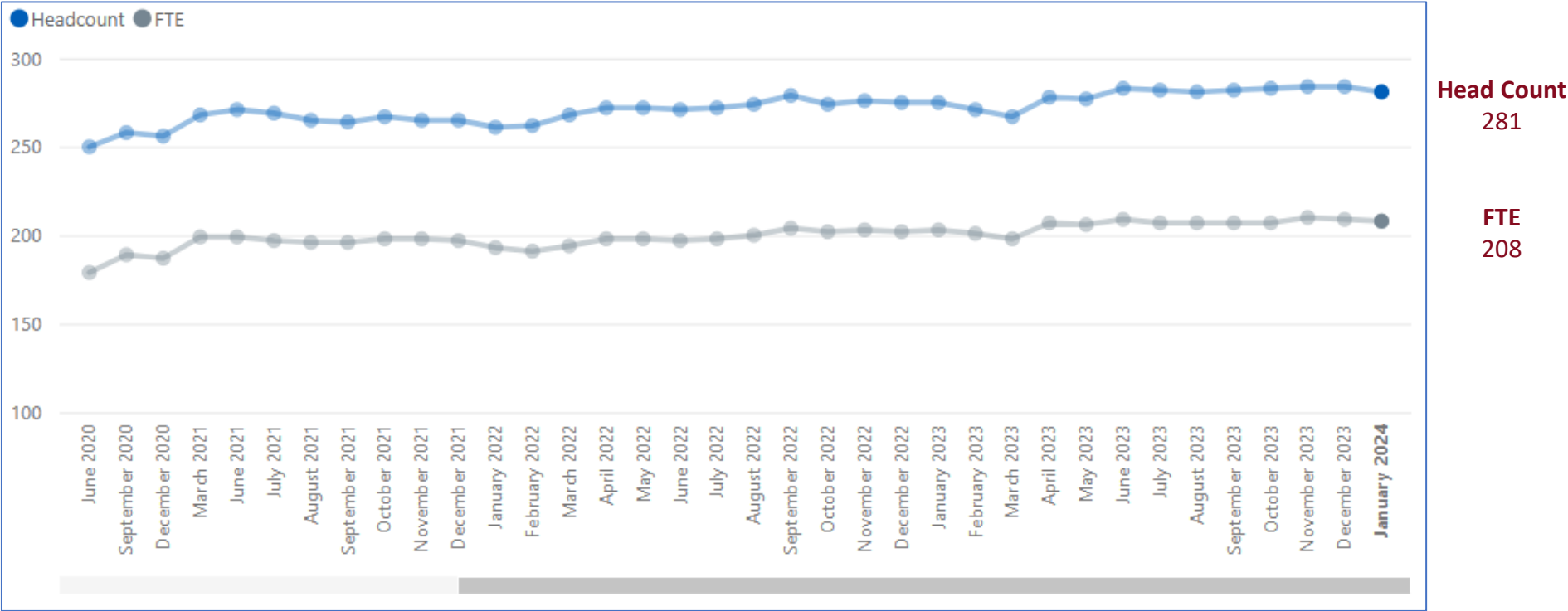
Thurrock Nurses Trends – Headcount and FTE



Thurrock Direct Patient Care Trends – Headcount and FTE



Thurrock Administration/Non-Clinical Trends – Headcount and FTE



**Castle Point & Rochford (CPR)
GP Practices
Workforce Information**

January 2024

CPR Workforce Roles in Primary Care – Headcount and FTE



GP Partners: HC = 58 FTE = 58	GP Regular Locums: HC = 12 FTE = 6	GP Retainers: HC = 0 FTE = 0	GPs in Training Grades: HC = 30 FTE = 30	Salaried GPs: HC = 26 FTE = 22
---	--	--	---	--

Key
HC = Head Count
FTE = Full-Time Equivalent



Advanced Nurse Practitioners: HC = 15 FTE = 11	Extended Role Practice Nurses: HC = 1 FTE = 1	Nurse Dispensers: HC = 1 FTE = 0	Nurse Specialists: HC = 1 FTE = 1	Nursing Partners: HC = 0 FTE = 0	Other Nurses: HC = 0 FTE = 0	Practice Nurses: HC = 37 FTE = 24	Trainee Nurses: HC = 0 FTE = 0
--	---	--	---	--	--	---	--

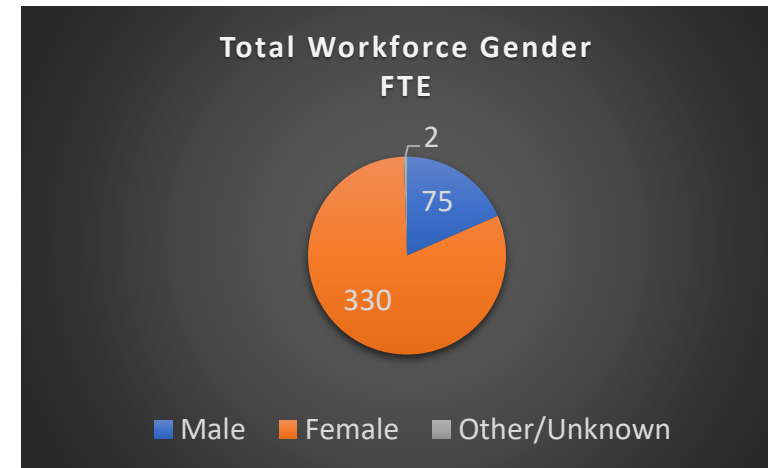
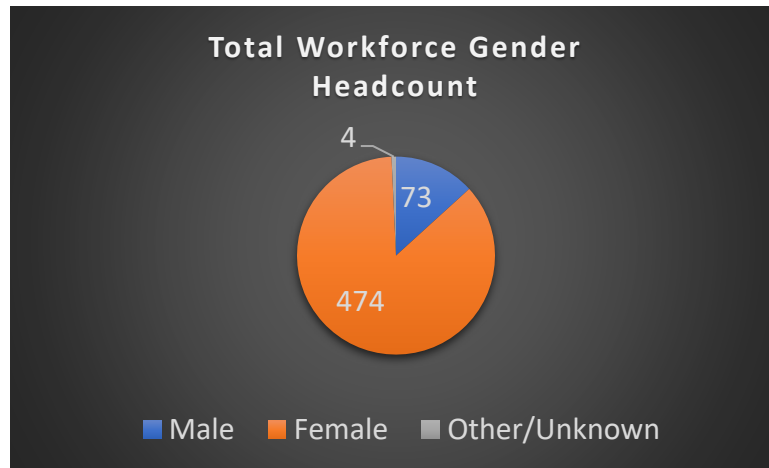
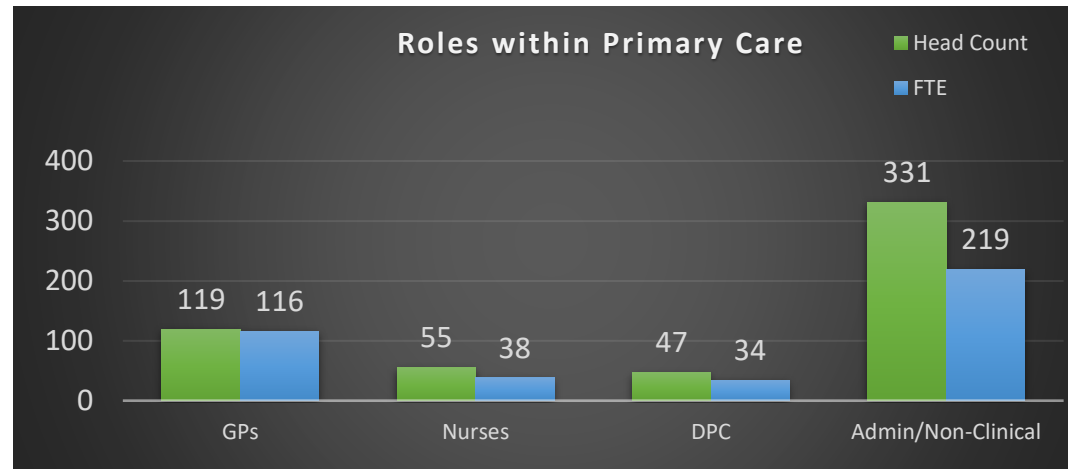


Advanced Paramedic Practitioners: HC = 1 FTE = 1	Advanced Pharmacist Practitioners: HC = 1 FTE = 0	Advanced Physiotherapist Practitioners: HC = 0 FTE = 0	Apprentices: HC = 0 FTE = 0	Dispensers: HC = 0 FTE = 0	Health Support Workers: HC = 0 FTE = 0	Health Care Assistants: HC = 25 FTE = 19
Nursing Associates: HC = 2 FTE = 1	Other Direct Patient Care: HC = 1 FTE = 1	Paramedics: HC = 1 FTE = 1	Pharmacists: HC = 3 FTE = 1	Pharmacy Technicians: HC = 0 FTE = 0	Phlebotomists: HC = 11 FTE = 6	Physician Associates: HC = 1 FTE = 1
Physiotherapists: HC = 1 FTE = 1	Social Prescribing Link Workers: HC = 0 FTE = 0	Therapists: HC = 0 FTE = 0				

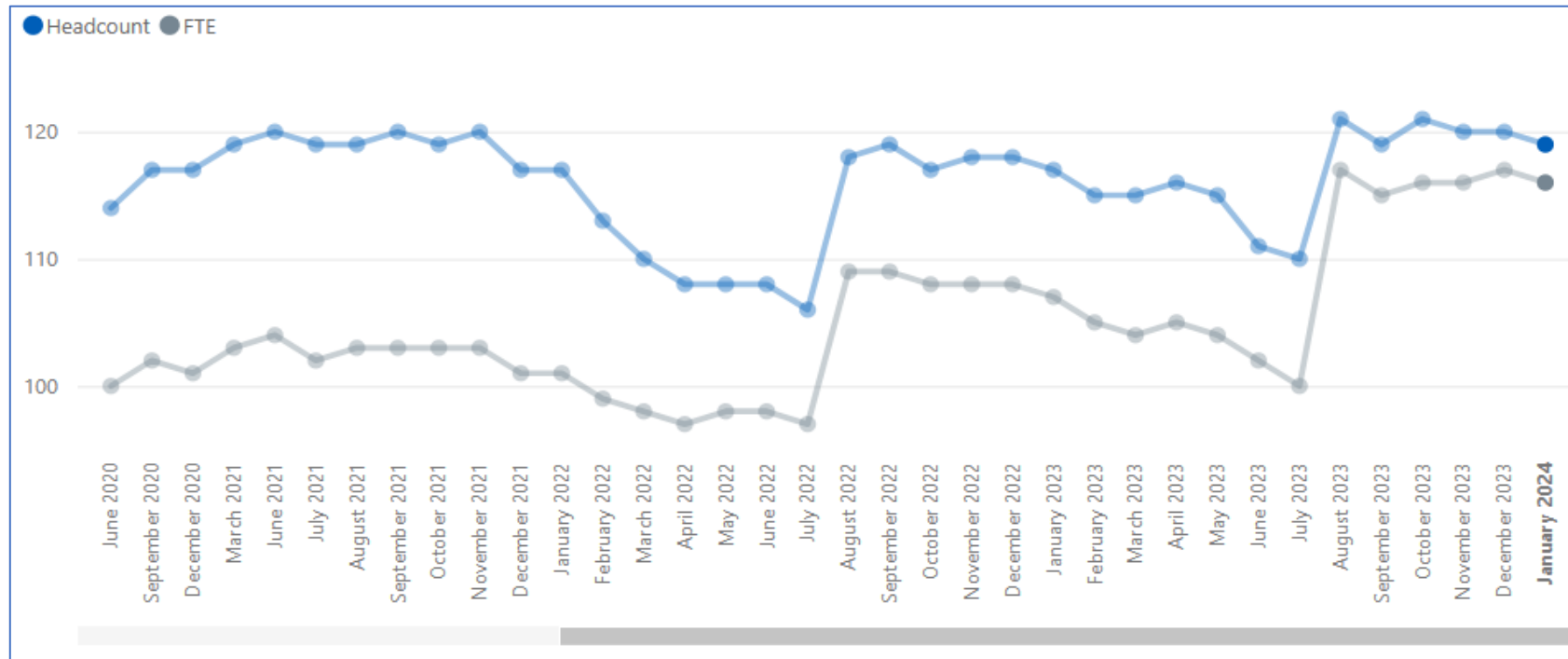


Apprentices: HC = 1 FTE = 1	Estates & Ancillary: HC = 2 FTE = 2	Management Partners: HC = 2 FTE = 2	Managers: HC = 25 FTE = 23	Medical Secretaries: HC = 25 FTE = 19	Other Admin/Non-clinical: HC = 57 FTE = 40	Receptionists: HC = 219 FTE = 131	Telephonists: HC = 1 FTE = 1
---	---	---	--	---	--	---	--

CPR Demographics – Headcount and FTE

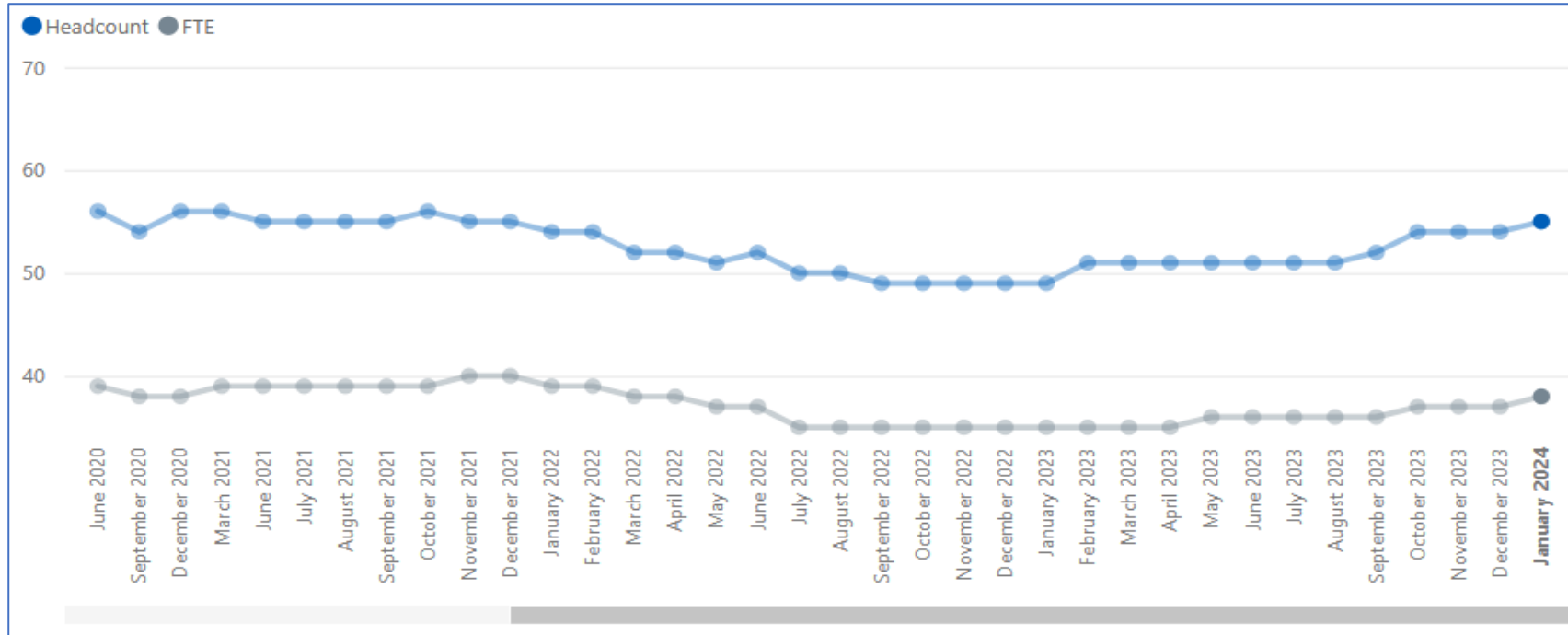


CPR GP Trends – Headcount and FTE



Head Count
119
FTE
116

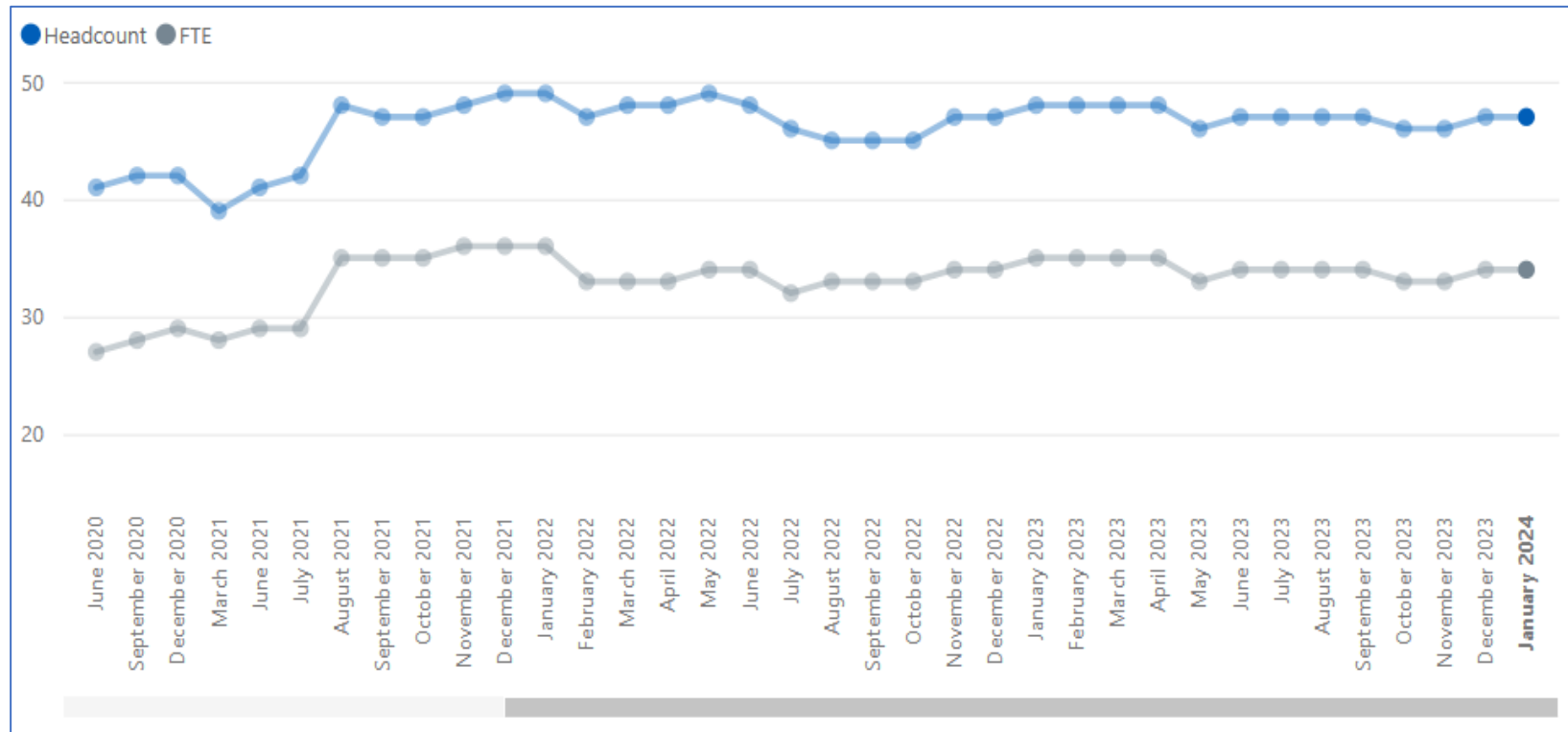
CPR Nurses Trends – Headcount and FTE



Head Count
55

FTE
38

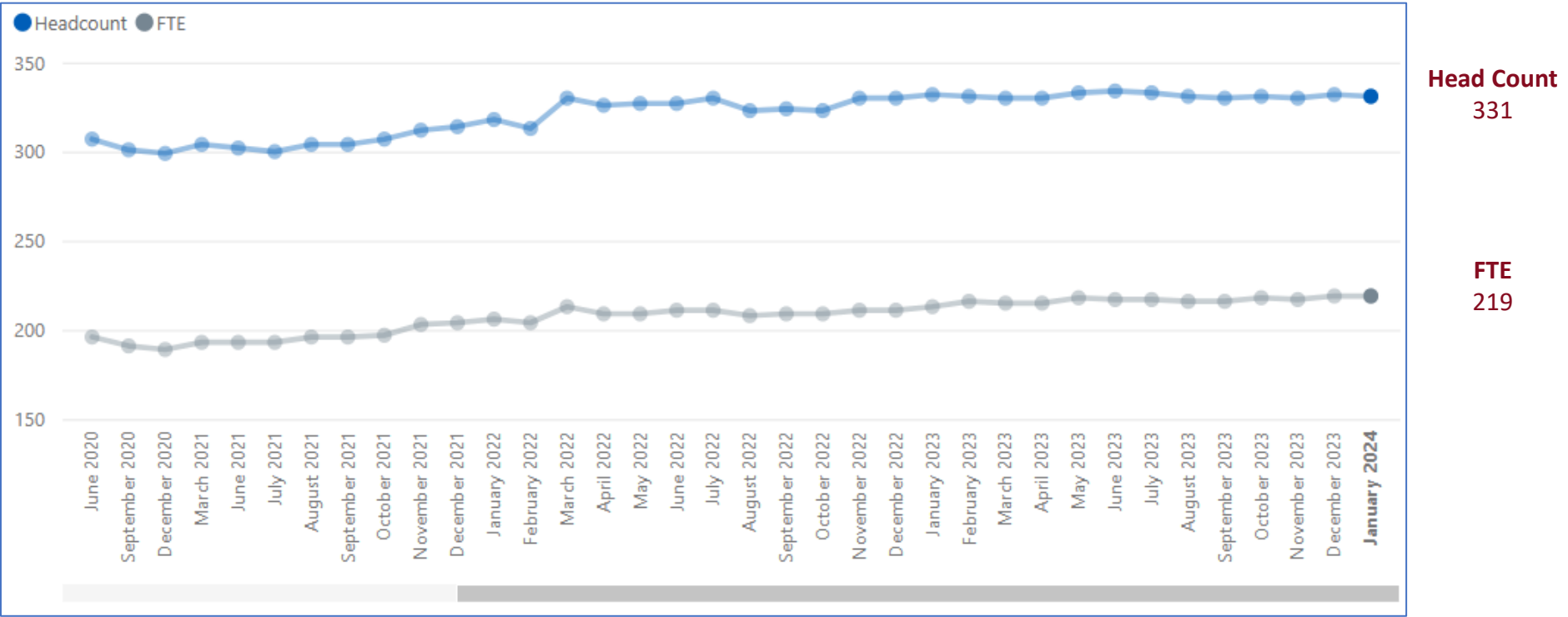
CPR Direct Patient Care Trends – Headcount and FTE



Head Count
47

FTE
34

CPR Administration/Non-Clinical Trends – Headcount and FTE



Southend GP Practices Workforce Information

January 2024

Southend Workforce Roles in Primary Care – Headcount and FTE



GP Partners:
HC = 50
FTE = 46

GP Regular Locums:
HC = 26
FTE = 8

GP Retainers:
HC = 1
FTE = 0

GPs in Training
 Grades:
HC = 25
FTE = 24

Salaried
 GPs:
HC = 41
FTE = 25

Key
 HC = Head Count
 FTE = Full-Time Equivalent



Advanced Nurse
 Practitioners:
HC = 23
FTE = 17

Extended Role
 Practice Nurses:
HC = 3
FTE = 2

Nurse
 Dispensers:
HC = 0
FTE = 0

Nurse
 Specialists:
HC = 2
FTE = 1

Nursing
 Partners:
HC = 0
FTE = 0

Other
 Nurses:
HC = 2
FTE = 2

Practice
 Nurses:
HC = 51
FTE = 27

Trainee
 Nurses:
HC = 1
FTE = 1



Advanced Paramedic
 Practitioners:
HC = 0
FTE = 0

Advanced Pharmacist
 Practitioners:
HC = 1
FTE = 1

Advanced Physiotherapist
 Practitioners:
HC = 0
FTE = 0

Apprentices:
HC = 0
FTE = 0

Dispensers:
HC = 1
FTE = 1

General Practice
 Assistants:
HC = 0
FTE = 0

Health Support
 Workers:
HC = 2
FTE = 2

Health Care
 Assistants:
HC = 29
FTE = 16

Nursing
 Associates:
HC = 0
FTE = 0

Other Direct
 Patient Care:
HC = 0
FTE = 0

Paramedics:
HC = 3
FTE = 3

Pharmacists:
HC = 10
FTE = 8

Pharmacy
 Technicians:
HC = 0
FTE = 0

Phlebotomists:
HC = 0
FTE = 0

Physician
 Associates:
HC = 8
FTE = 7

Physiotherapists:
HC = 2
FTE = 2

Podiatrists:
HC = 1
FTE = 1

Social Prescribing
 Link Workers:
HC = 0
FTE = 0

Therapists:
HC = 0
FTE = 0



Apprentices:
HC = 2
FTE = 2

Estates
 & Ancillary:
HC = 3
FTE = 2

Management
 Partners:
HC = 0
FTE = 0

Managers:
HC = 41
FTE = 33

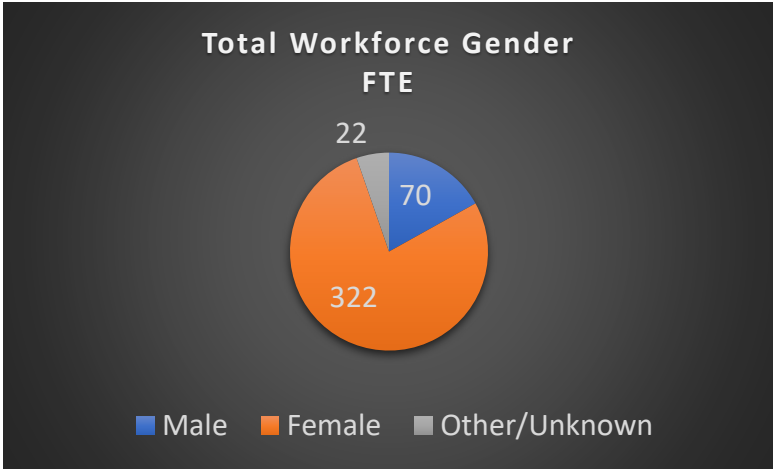
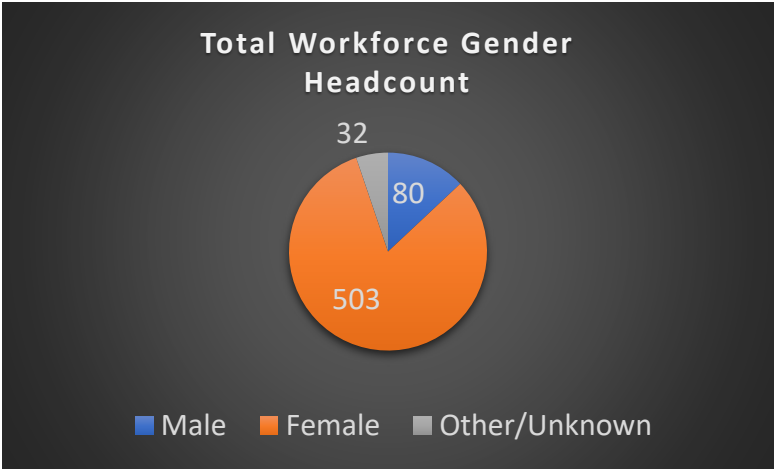
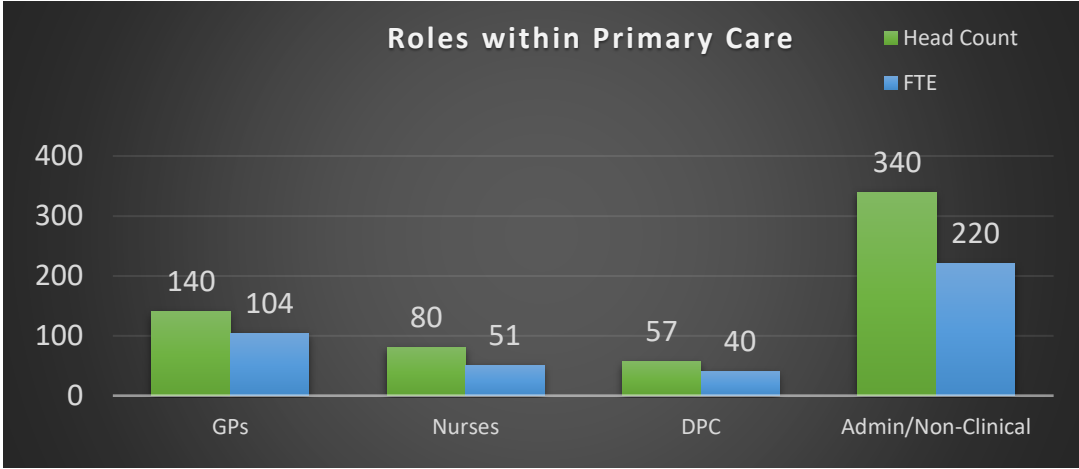
Medical
 Secretaries:
HC = 31
FTE = 19

Other Admin/Non-
 clinical:
HC = 53
FTE = 39

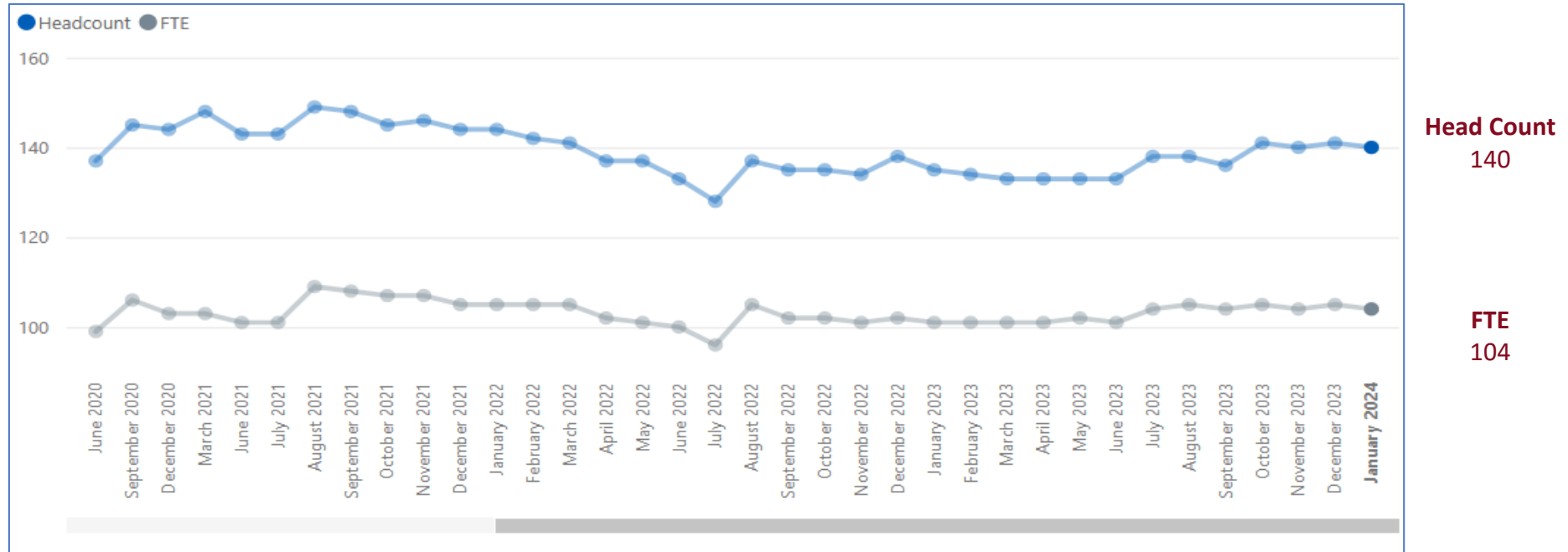
Receptionists:
HC = 209
FTE = 124

Telephonists:
HC = 1
FTE = 1

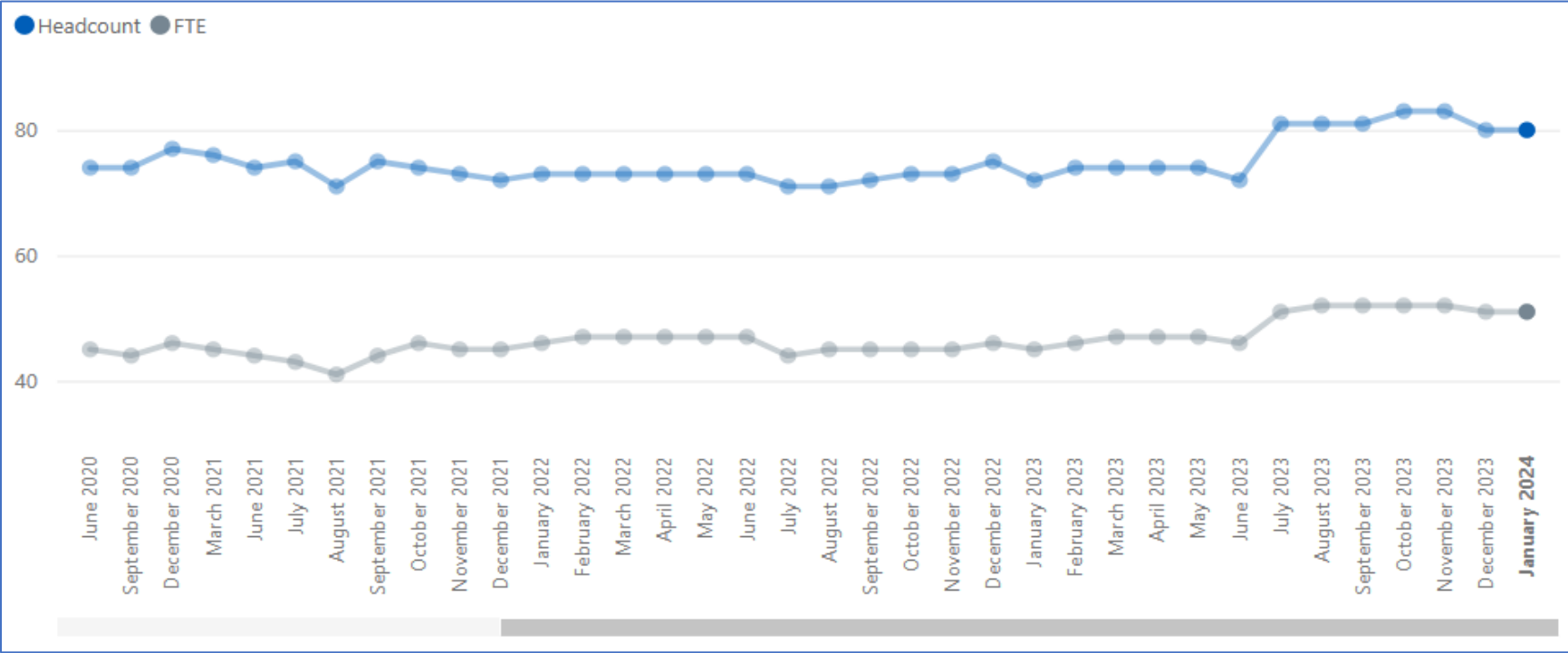
Southend Demographics – Headcount and FTE



Southend GP Trends – Headcount and FTE



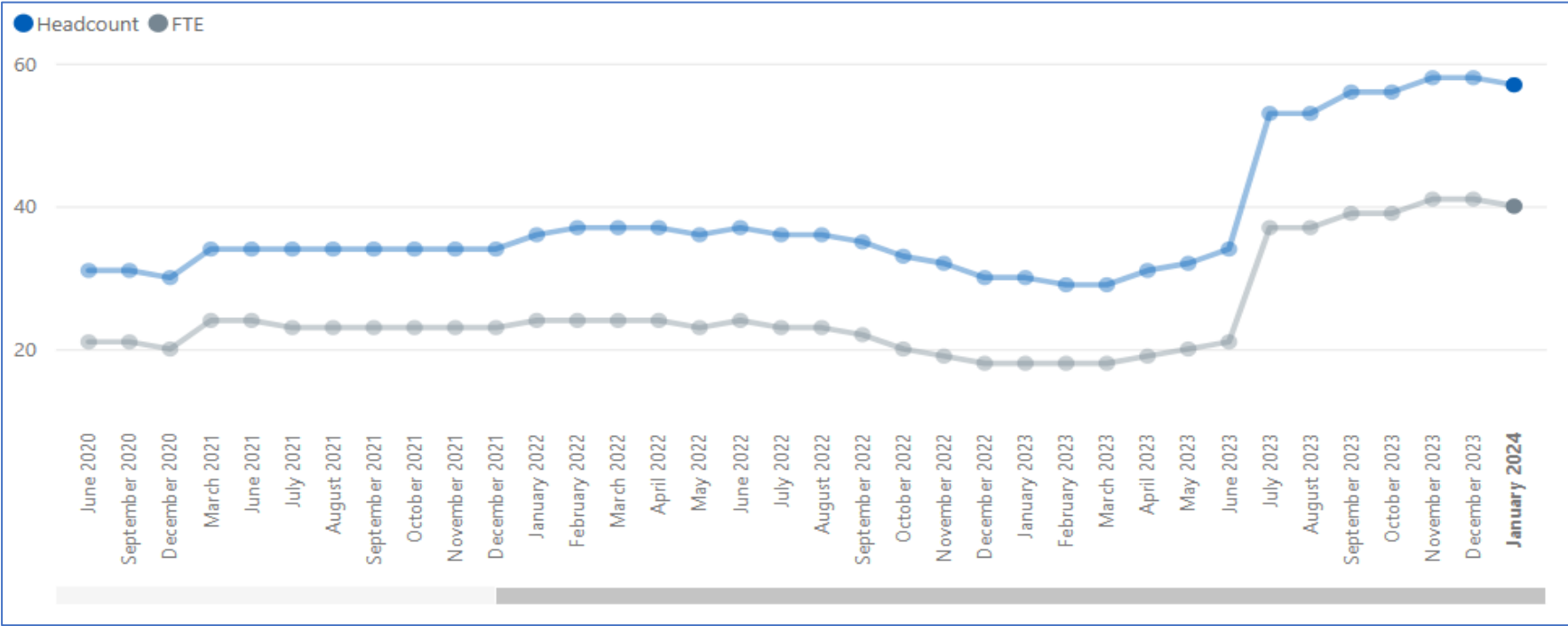
Southend Nurses Trends – Headcount and FTE



Head Count
80

FTE
51

Southend Direct Patient Care Trends – Headcount and FTE



Head Count
57

FTE
40

Southend Administration/Non-Clinical Trends – Headcount and FTE

