

Essex  
GP Practices  
Workforce Information

**December 2023**

# Index

3	Summary
4	Essex Overall
11	North East Essex
18	West Essex
25	Mid Essex
32	Basildon & Brentwood
39	Thurrock
46	Castle Point & Rochford
53	Southend

# Summary

- The first part of this report presents data for GPs, Nurses, Direct Patient Care and Admin/Non-Clinical staff working in Primary Care in Essex
- It is a snapshot of the Essex Primary Care workforce for December 2023
- Full Time Equivalent (FTE) is a standardised measure, 1.0 FTE equates to full-time work of 37.5 hours per week
- Headcount is the number of people working in a role
- NHS Digital is the source of the information

# Essex GP Practices Workforce Information

December 2023

# Essex Workforce Roles in Primary Care – Headcount and FTE



Doctors

GP Partners: <b>HC = 543</b> <b>FTE = 507</b>	GP Regular Locums: <b>HC = 86</b> <b>FTE = 40</b>	GP Retainers: <b>HC = 10</b> <b>FTE = 4</b>	GPs in Training Grades: <b>HC = 268</b> <b>FTE = 256</b>	Salaried GPs: <b>HC = 353</b> <b>FTE = 226</b>
---	---	---	---	--

**Key**  
 HC = Head Count  
 FTE = Full-Time Equivalent



Nurses

Advanced Nurse Practitioners: <b>HC = 212</b> <b>FTE = 162</b>	Extended Role Practice Nurses: <b>HC = 15</b> <b>FTE = 10</b>	Nurse Dispensers: <b>HC = 3</b> <b>FTE = 2</b>	Nurse Specialists: <b>HC = 13</b> <b>FTE = 8</b>	Nursing Partners: <b>HC = 1</b> <b>FTE = 1</b>	Other Nurses: <b>HC = 10</b> <b>FTE = 7</b>	Practice Nurses: <b>HC = 488</b> <b>FTE = 327</b>	Trainee Nurses: <b>HC = 3</b> <b>FTE = 2</b>
--	---	--	--	--	---	---	--



Direct Patient Care

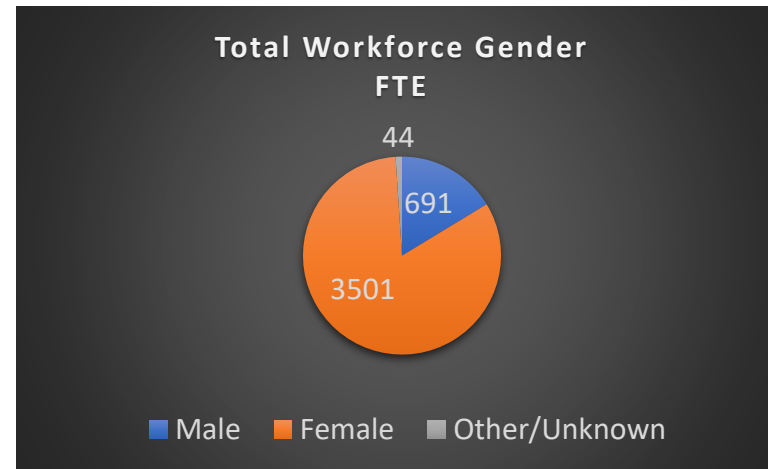
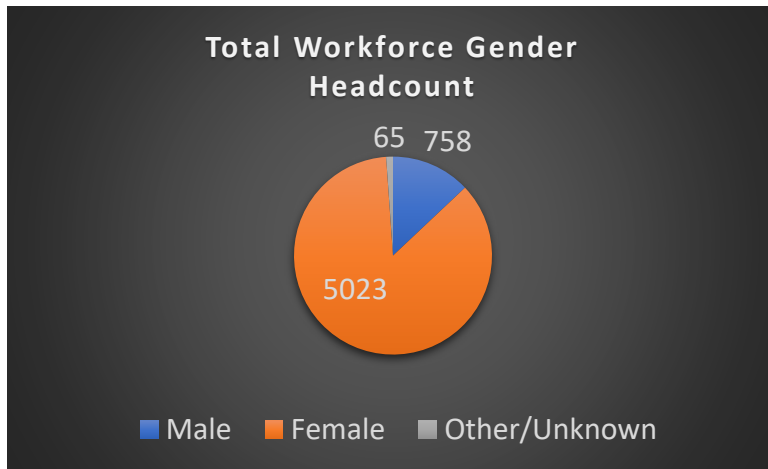
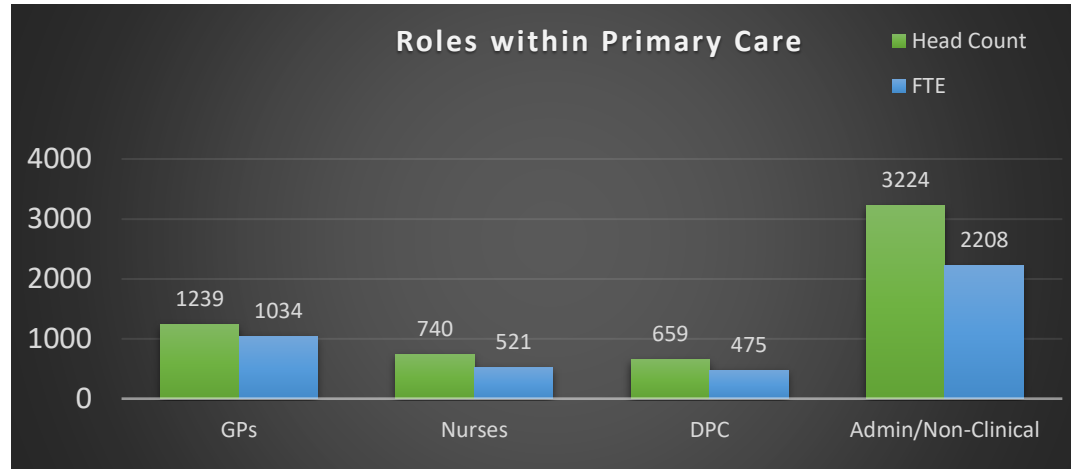
Advanced Paramedic Practitioners: <b>HC = 12</b> <b>FTE = 11</b>	Advanced Pharmacist Practitioners: <b>HC = 13</b> <b>FTE = 10</b>	Advanced Physiotherapist Practitioners: <b>HC = 1</b> <b>FTE = 1</b>	Apprentices: <b>HC = 2</b> <b>FTE = 2</b>	Dispensers: <b>HC = 143</b> <b>FTE = 104</b>	General Practice Assistants: <b>HC = 5</b> <b>FTE = 4</b>	Health Support Workers: <b>HC = 5</b> <b>FTE = 3</b>
Health Care Assistants: <b>HC = 286</b> <b>FTE = 196</b>	IAPT Staff: <b>HC = 0</b> <b>FTE = 0</b>	Nursing Associates: <b>HC = 7</b> <b>FTE = 4</b>	Other Direct Patient Care: <b>HC = 17</b> <b>FTE = 10</b>	Paramedics: <b>HC = 33</b> <b>FTE = 29</b>	Pharmacists: <b>HC = 67</b> <b>FTE = 49</b>	Pharmacy Technicians: <b>HC = 7</b> <b>FTE = 5</b>
Phlebotomists: <b>HC = 31</b> <b>FTE = 19</b>	Physician Associates: <b>HC = 23</b> <b>FTE = 20</b>	Physiotherapists: <b>HC = 4</b> <b>FTE = 4</b>	Podiatrists: <b>HC = 1</b> <b>FTE = 1</b>	Social Prescribing Link Workers: <b>HC = 3</b> <b>FTE = 2</b>	Therapists: <b>HC = 0</b> <b>FTE = 0</b>	Trainee Nursing Associates: <b>HC = 1</b> <b>FTE = 1</b>



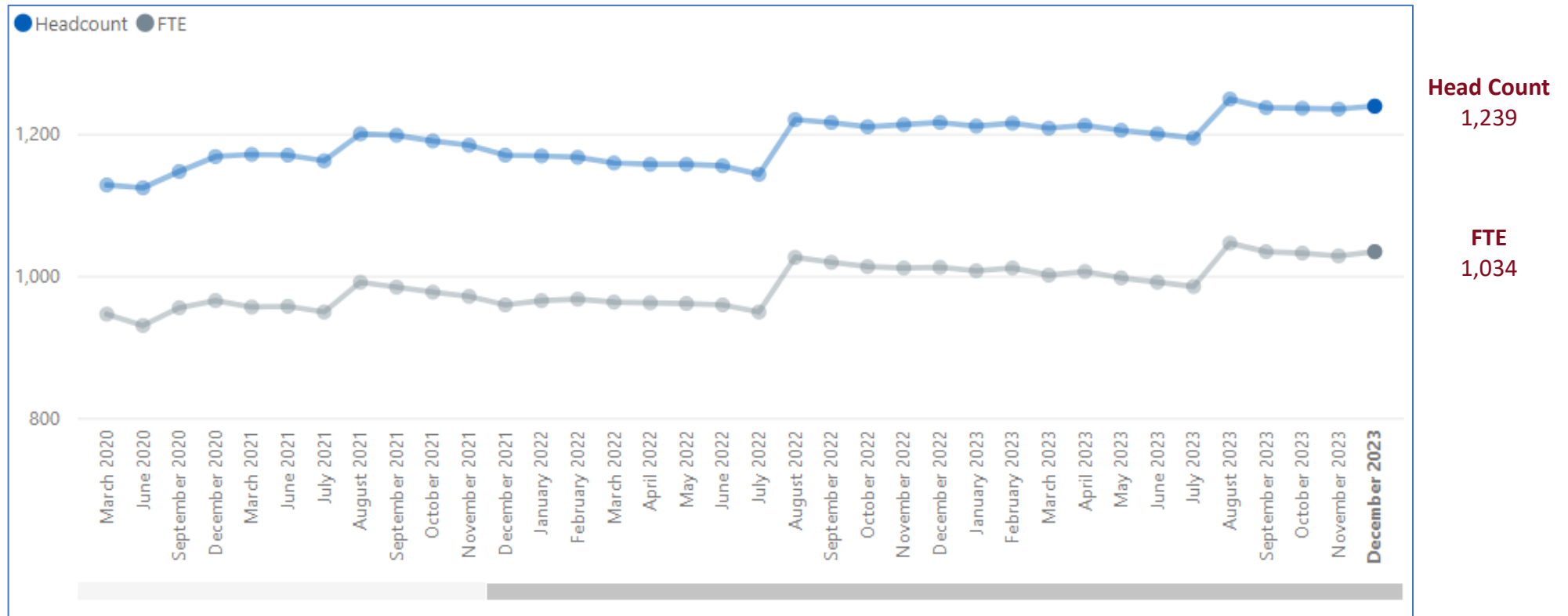
Administration

Apprentices: <b>HC = 15</b> <b>FTE = 14</b>	Digital Transformation Leads: <b>HC = 1</b> <b>FTE = 0</b>	Estates & Ancillary: <b>HC = 23</b> <b>FTE = 10</b>	Management Partners: <b>HC = 13</b> <b>FTE = 12</b>	Managers: <b>HC = 311</b> <b>FTE = 274</b>	Medical Secretaries: <b>HC = 311</b> <b>FTE = 215</b>	Other Admin/Non-clinical: <b>HC = 718</b> <b>FTE = 492</b>	Receptionists: <b>HC = 1840</b> <b>FTE = 1183</b>	Telephonists: <b>HC = 11</b> <b>FTE = 7</b>
---	--	---	---	--	---	--	---	---

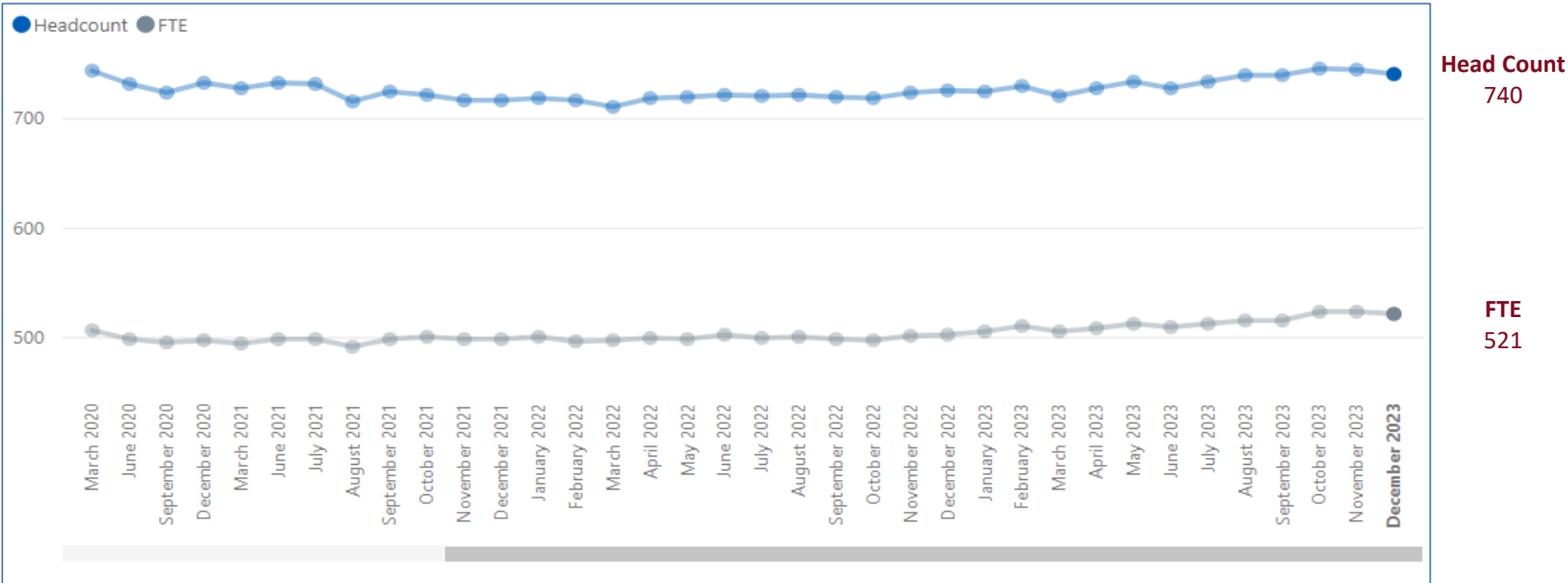
# Essex Demographics – Headcount and FTE



# Essex GP Trends – Headcount and FTE

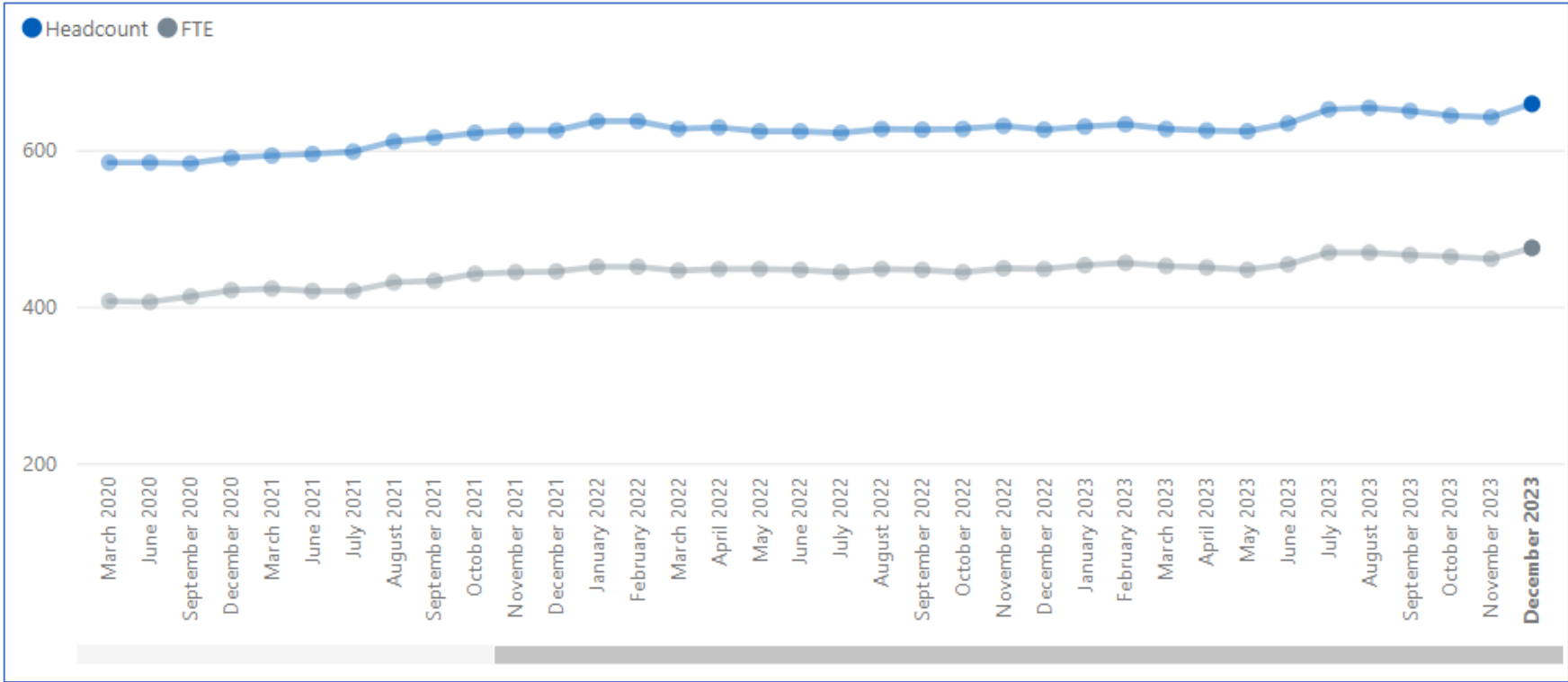


# Nurses Trends – Headcount and FTE





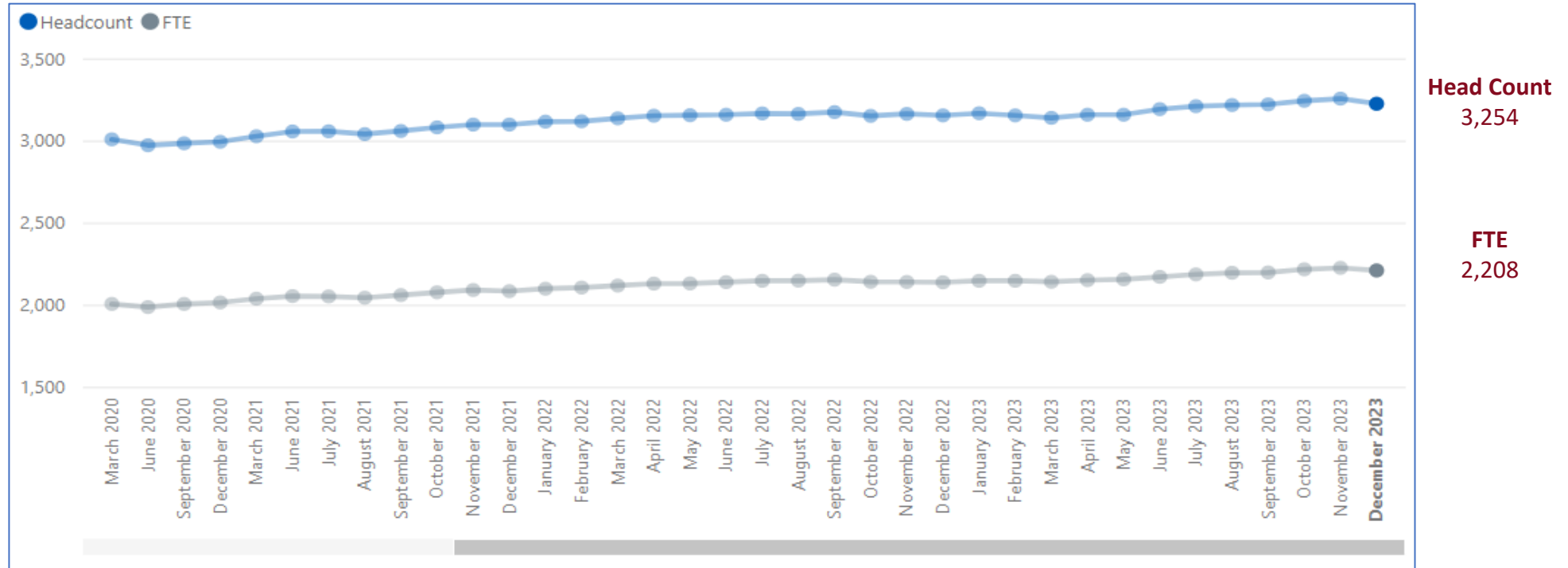
# Direct Patient Care Trends – Headcount and FTE



**Head Count**  
659

**FTE**  
475

# Administration/Non-Clinical Trends – Headcount and FTE



# North East Essex GP Practices Workforce Information

December 2023

# North East Essex Workforce Roles in Primary Care – Headcount and FTE



Doctors

GP Partners: <b>HC = 97</b> <b>FTE = 90</b>	GP Regular Locums: <b>HC = 4</b> <b>FTE = 1</b>	GP Retainers: <b>HC = 2</b> <b>FTE = 1</b>	GPs in Training Grades: <b>HC = 40</b> <b>FTE = 37</b>	Salaried GPs: <b>HC = 62</b> <b>FTE = 43</b>
---	---	--	---	--

Key  
 HC = Head Count  
 FTE = Full-Time Equivalent



Nurses

Advanced Nurse Practitioners: <b>HC = 69</b> <b>FTE = 54</b>	Extended Role Practice Nurses: <b>HC = 7</b> <b>FTE = 4</b>	Nurse Dispensers: <b>HC = 1</b> <b>FTE = 1</b>	Nurse Specialists: <b>HC = 9</b> <b>FTE = 6</b>	Nursing Partners: <b>HC = 0</b> <b>FTE = 0</b>	Other Nurses: <b>HC = 4</b> <b>FTE = 3</b>	Practice Nurses: <b>HC = 102</b> <b>FTE = 75</b>	Trainee Nurses: <b>HC = 0</b> <b>FTE = 0</b>
--	---	--	---	--	--	--	--



Direct Patient Care

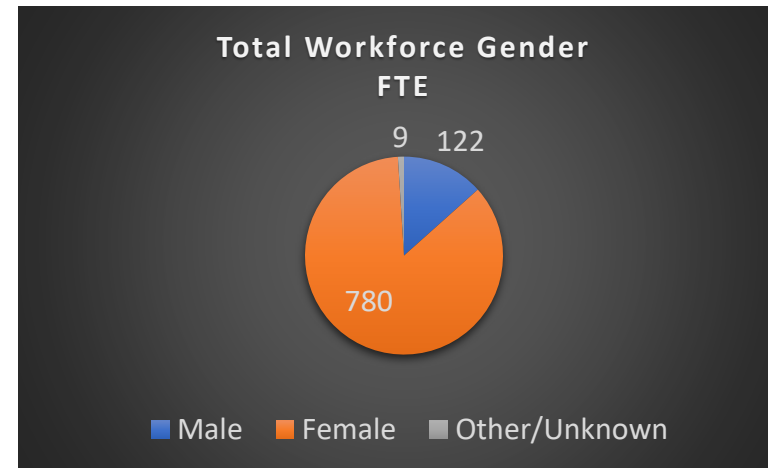
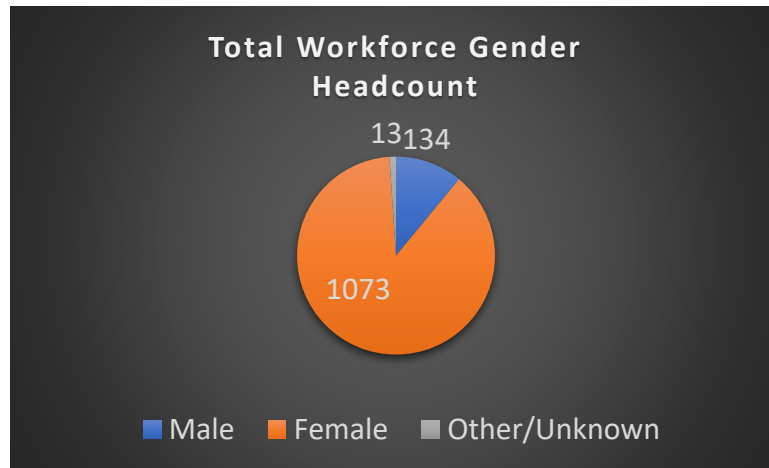
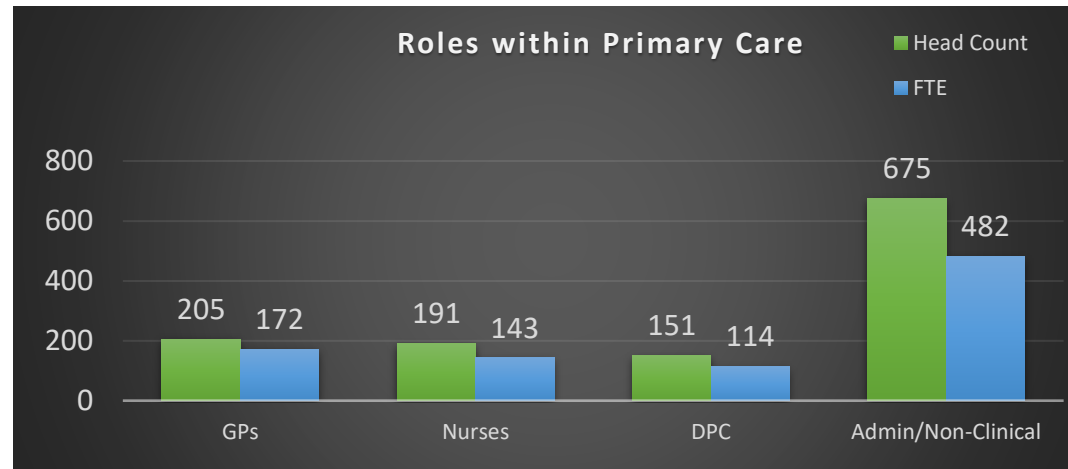
Advanced Paramedic Practitioners: <b>HC = 4</b> <b>FTE = 3</b>	Advanced Pharmacist Practitioners: <b>HC = 0</b> <b>FTE = 0</b>	Advanced Physiotherapist Practitioners: <b>HC = 0</b> <b>FTE = 0</b>	Apprentices: <b>HC = 0</b> <b>FTE = 0</b>	Dispensers: <b>HC = 23</b> <b>FTE = 16</b>	General Practice Assistants: <b>HC = 1</b> <b>FTE = 1</b>	Health Support Workers: <b>HC = 1</b> <b>FTE = 0</b>
Health Care Assistants: <b>HC = 74</b> <b>FTE = 56</b>	IAPT Staff: <b>HC = 0</b> <b>FTE = 0</b>	Nursing Associates: <b>HC = 2</b> <b>FTE = 1</b>	Other Direct Patient Care: <b>HC = 3</b> <b>FTE = 2</b>	Paramedics: <b>HC = 16</b> <b>FTE = 15</b>	Pharmacists: <b>HC = 9</b> <b>FTE = 7</b>	Pharmacy Technicians: <b>HC = 4</b> <b>FTE = 3</b>
Phlebotomists: <b>HC = 14</b> <b>FTE = 9</b>	Physician Associates: <b>HC = 0</b> <b>FTE = 0</b>	Physiotherapists: <b>HC = 0</b> <b>FTE = 0</b>	Social Prescribing Link Workers: <b>HC = 0</b> <b>FTE = 0</b>	Therapists: <b>HC = 0</b> <b>FTE = 0</b>		



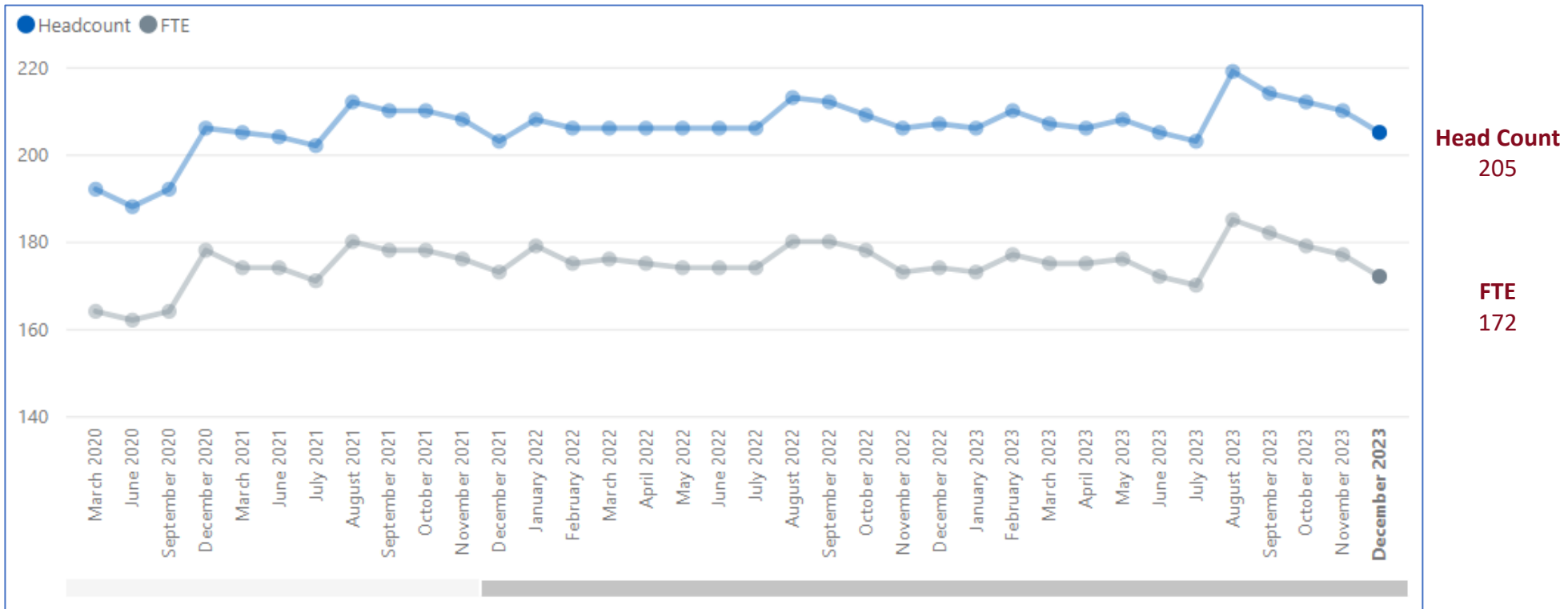
Administration

Apprentices: <b>HC = 7</b> <b>FTE = 7</b>	Estates & Ancillary: <b>HC = 4</b> <b>FTE = 2</b>	Management Partners: <b>HC = 1</b> <b>FTE = 1</b>	Managers: <b>HC = 64</b> <b>FTE = 58</b>	Medical Secretaries: <b>HC = 62</b> <b>FTE = 45</b>	Other Admin/Non-clinical: <b>HC = 184</b> <b>FTE = 124</b>	Receptionists: <b>HC = 351</b> <b>FTE = 242</b>	Telephonists: <b>HC = 6</b> <b>FTE = 4</b>
---	---	---	--	---	--	---	--

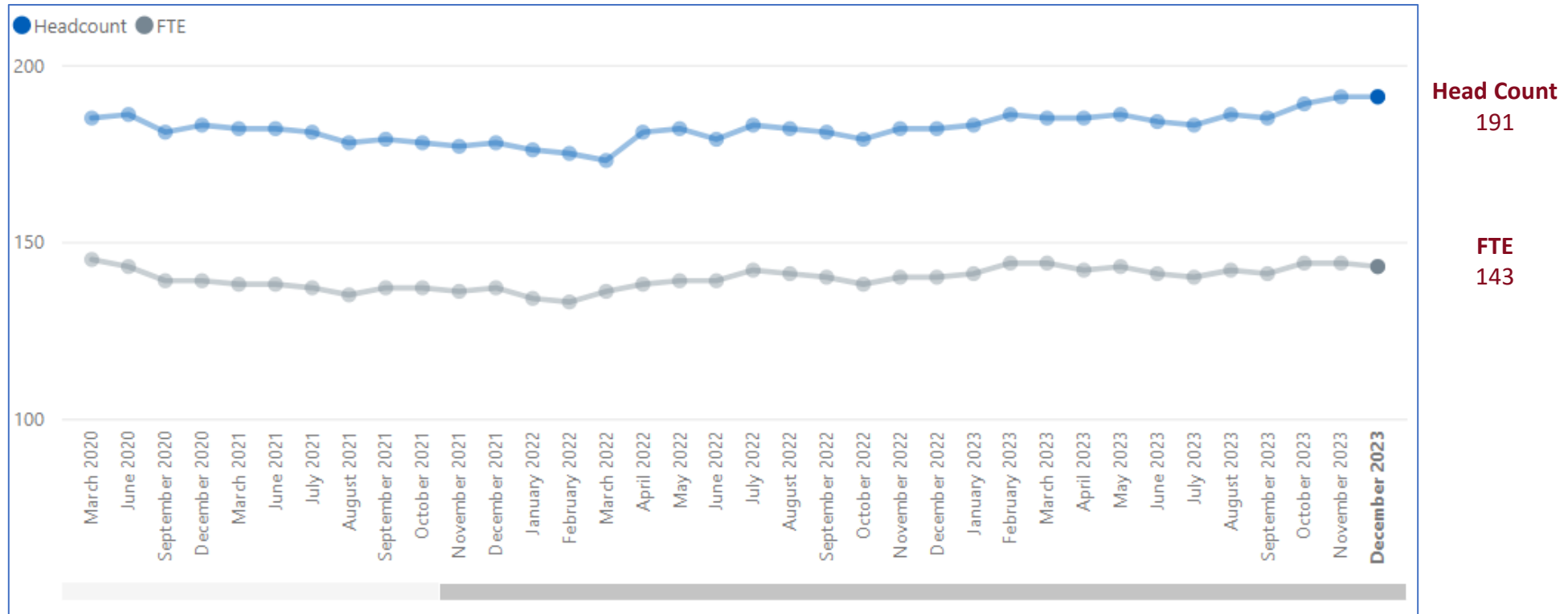
# North East Essex Demographics – Headcount and FTE



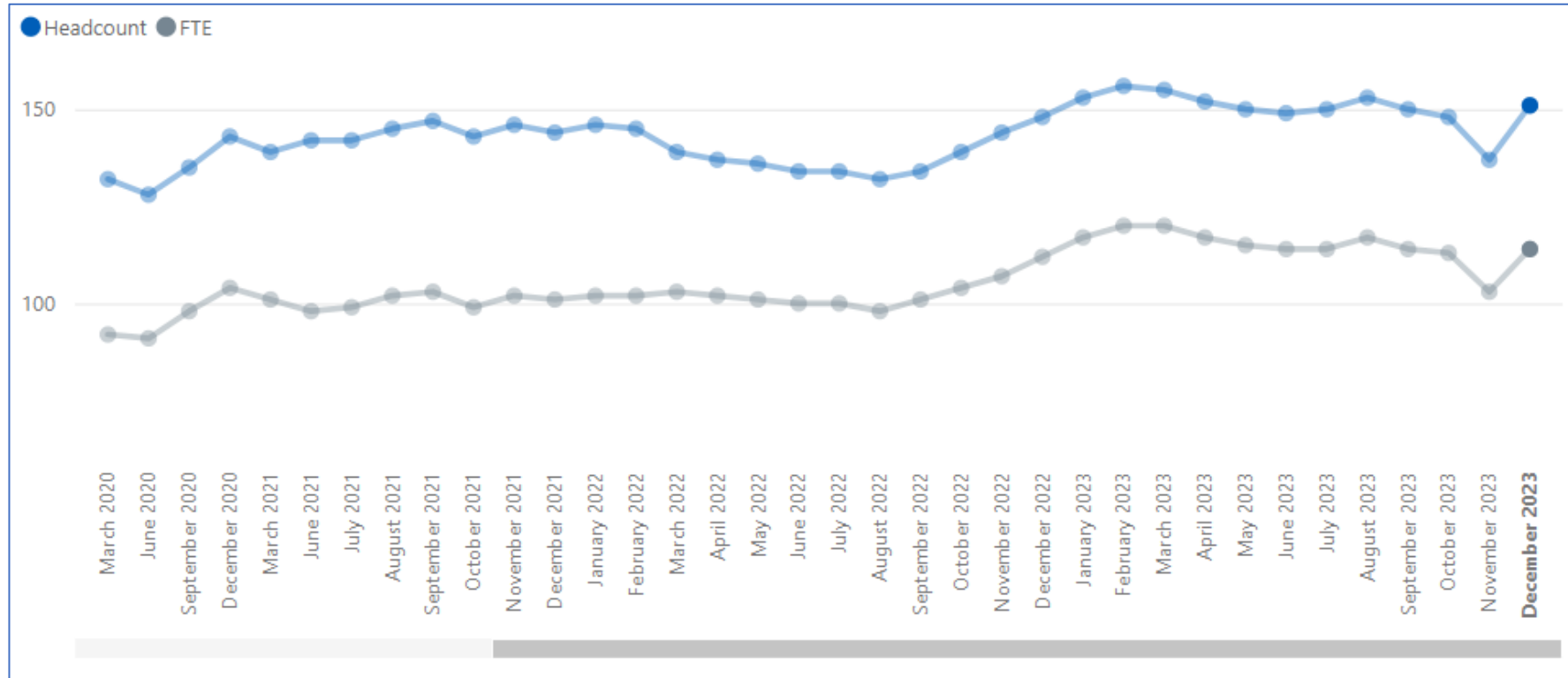
# North East Essex GP Trends – Headcount and FTE



# North East Essex Nurses Trends – Headcount and FTE



# North East Essex Direct Patient Care Trends – Headcount and FTE

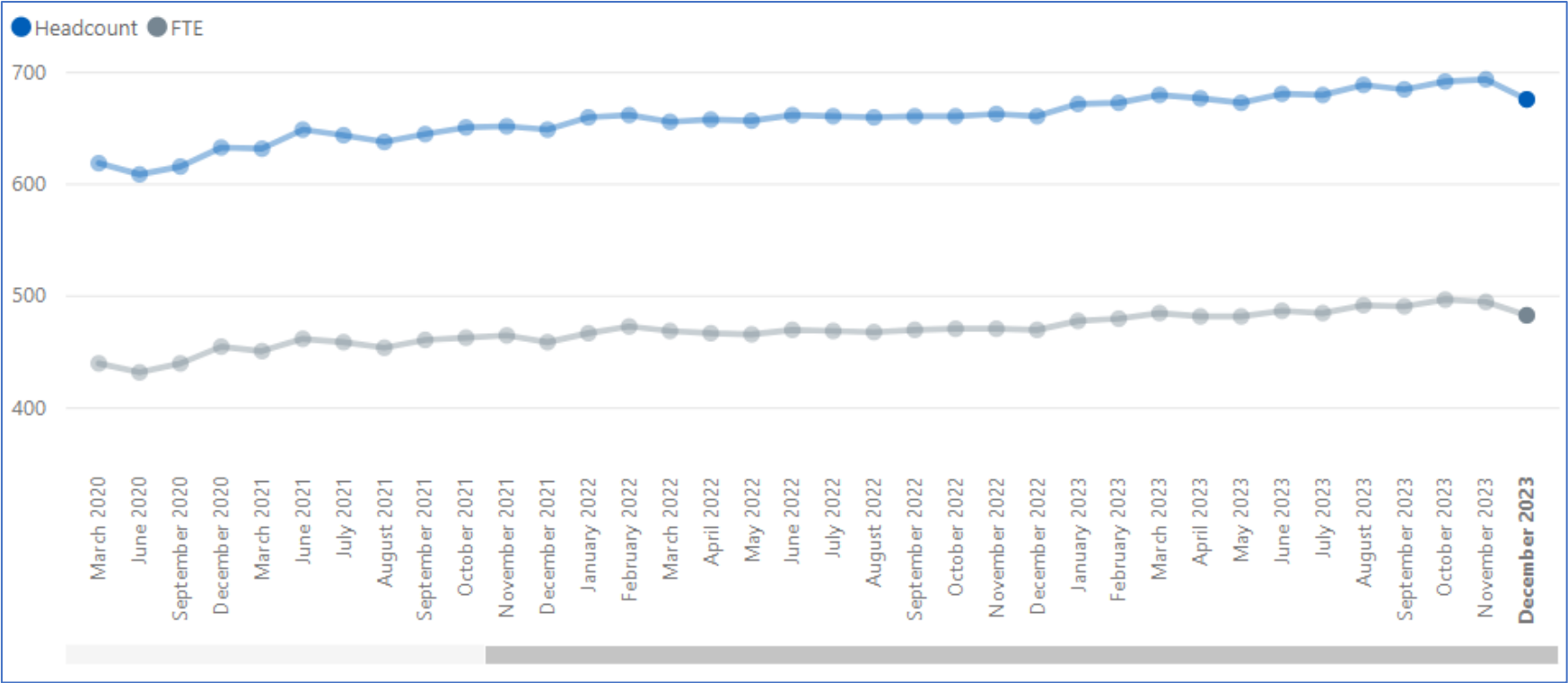


**Head Count**  
151

**FTE**  
114



# North East Essex Administration/Non-Clinical Trends – Headcount and FTE



Head Count  
675

FTE  
482

# West Essex GP Practices Workforce Information

December 2023

# West Essex Workforce Roles in Primary Care – Headcount and FTE



Doctors

GP Partners: <b>HC = 91</b> <b>FTE = 79</b>	GP Regular Locums: <b>HC = 15</b> <b>FTE = 7</b>	GP Retainers: <b>HC = 5</b> <b>FTE = 2</b>	GPs in Training Grades: <b>HC = 75</b> <b>FTE = 71</b>	Salaried GPs: <b>HC = 71</b> <b>FTE = 40</b>
---	--	--	---	--

**Key**  
HC = Head Count  
FTE = Full-Time Equivalent



Nurses

Advanced Nurse Practitioners: <b>HC = 26</b> <b>FTE = 19</b>	Extended Role Practice Nurses: <b>HC = 0</b> <b>FTE = 0</b>	Nurse Dispensers: <b>HC = 0</b> <b>FTE = 0</b>	Nurse Specialists: <b>HC = 1</b> <b>FTE = 0</b>	Nursing Partners: <b>HC = 1</b> <b>FTE = 1</b>	Other Nurses: <b>HC = 0</b> <b>FTE = 0</b>	Practice Nurses: <b>HC = 68</b> <b>FTE = 49</b>	Trainee Nurses: <b>HC = 0</b> <b>FTE = 0</b>
--	---	--	---	--	--	---	--



Direct Patient Care

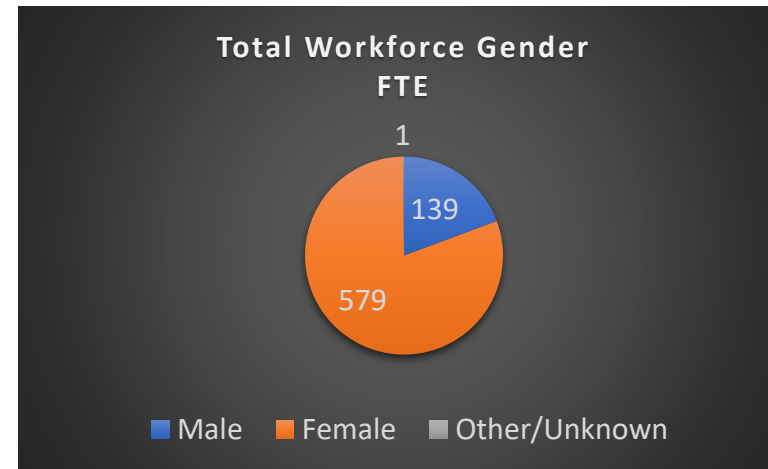
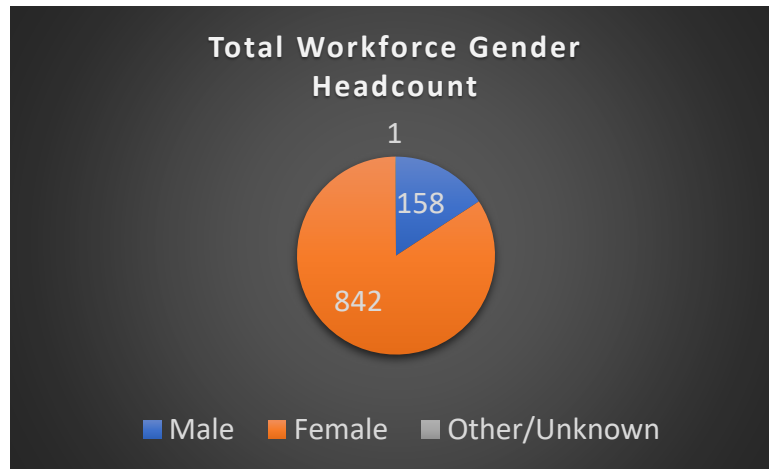
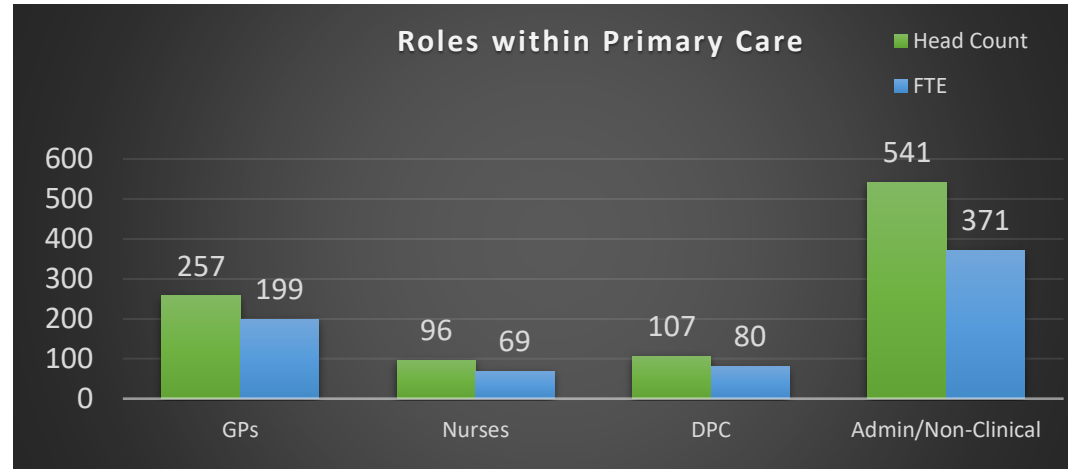
Advanced Paramedic Practitioners: <b>HC = 3</b> <b>FTE = 3</b>	Advanced Pharmacist Practitioners: <b>HC = 2</b> <b>FTE = 2</b>	Advanced Physiotherapist Practitioners: <b>HC = 0</b> <b>FTE = 0</b>	Apprentices: <b>HC = 0</b> <b>FTE = 0</b>	Dispensers: <b>HC = 29</b> <b>FTE = 22</b>	General Practice Assistants: <b>HC = 2</b> <b>FTE = 2</b>	Health Support Workers: <b>HC = 2</b> <b>FTE = 1</b>
Health Care Assistants: <b>HC = 53</b> <b>FTE = 37</b>	Nursing Associates: <b>HC = 0</b> <b>FTE = 0</b>	Other Direct Patient Care: <b>HC = 2</b> <b>FTE = 2</b>	Paramedics: <b>HC = 4</b> <b>FTE = 4</b>	Pharmacists: <b>HC = 7</b> <b>FTE = 4</b>	Pharmacy Technicians: <b>HC = 0</b> <b>FTE = 0</b>	Phlebotomists: <b>HC = 1</b> <b>FTE = 1</b>
Physician Associates: <b>HC = 0</b> <b>FTE = 0</b>	Physiotherapists: <b>HC = 0</b> <b>FTE = 0</b>	Social Prescribing Link Workers: <b>HC = 2</b> <b>FTE = 2</b>	Therapists: <b>HC = 0</b> <b>FTE = 0</b>			



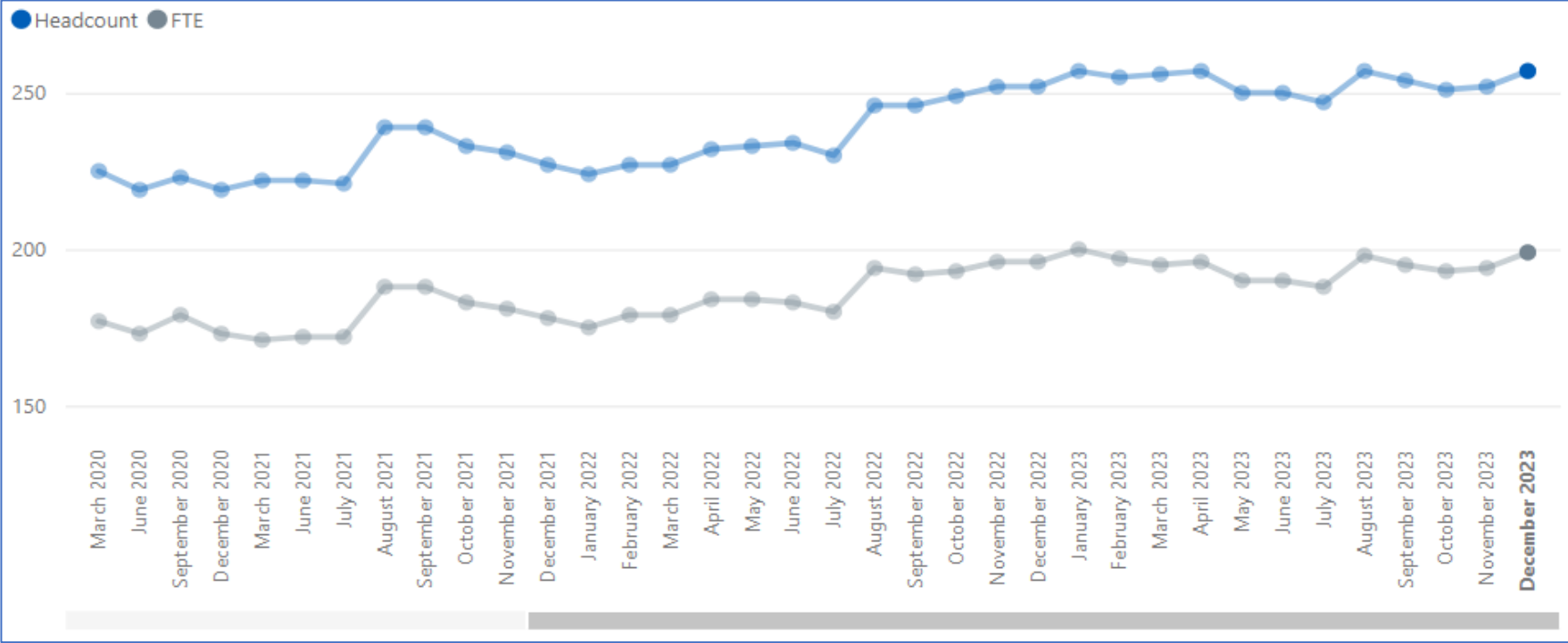
Administration

Apprentices: <b>HC = 0</b> <b>FTE = 0</b>	Estates & Ancillary: <b>HC = 2</b> <b>FTE = 1</b>	Management Partners: <b>HC = 1</b> <b>FTE = 1</b>	Managers: <b>HC = 51</b> <b>FTE = 44</b>	Medical Secretaries: <b>HC = 52</b> <b>FTE = 36</b>	Other Admin/Non-clinical: <b>HC = 135</b> <b>FTE = 97</b>	Receptionists: <b>HC = 300</b> <b>FTE = 193</b>	Telephonists: <b>HC = 1</b> <b>FTE = 1</b>
---	---	---	--	---	---	---	--

# West Essex Demographics – Headcount and FTE



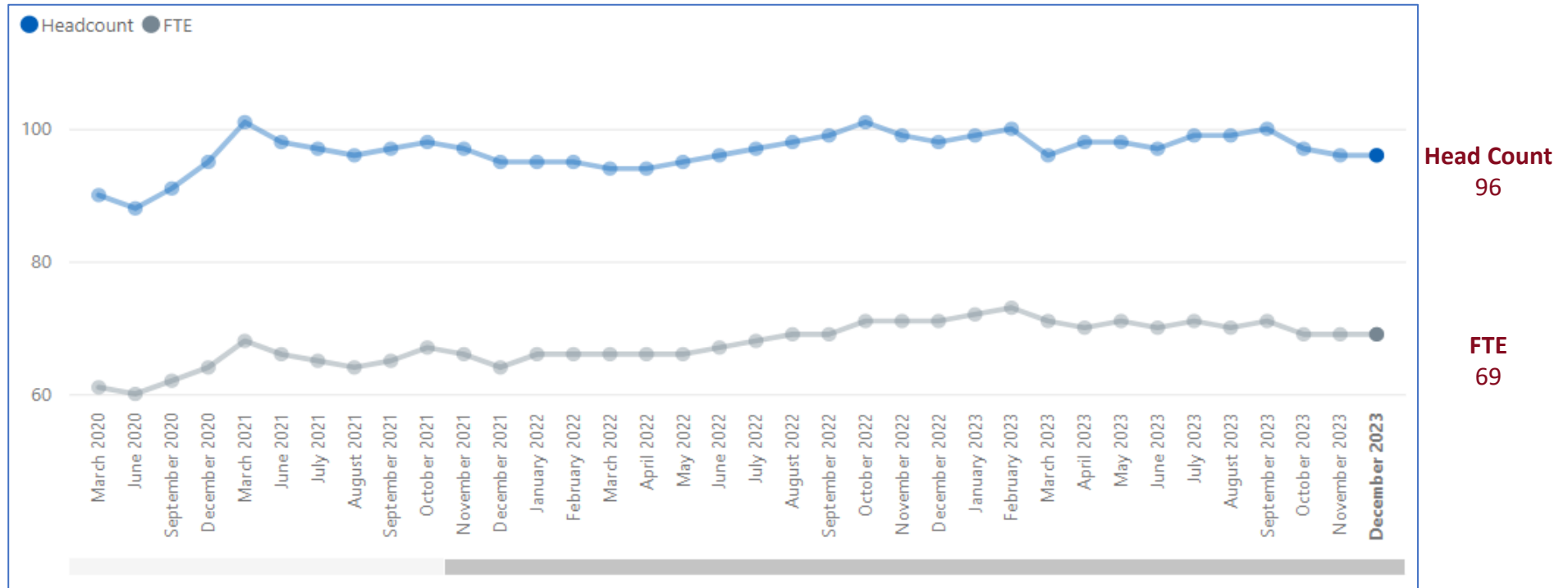
# West Essex GP Trends – Headcount and FTE



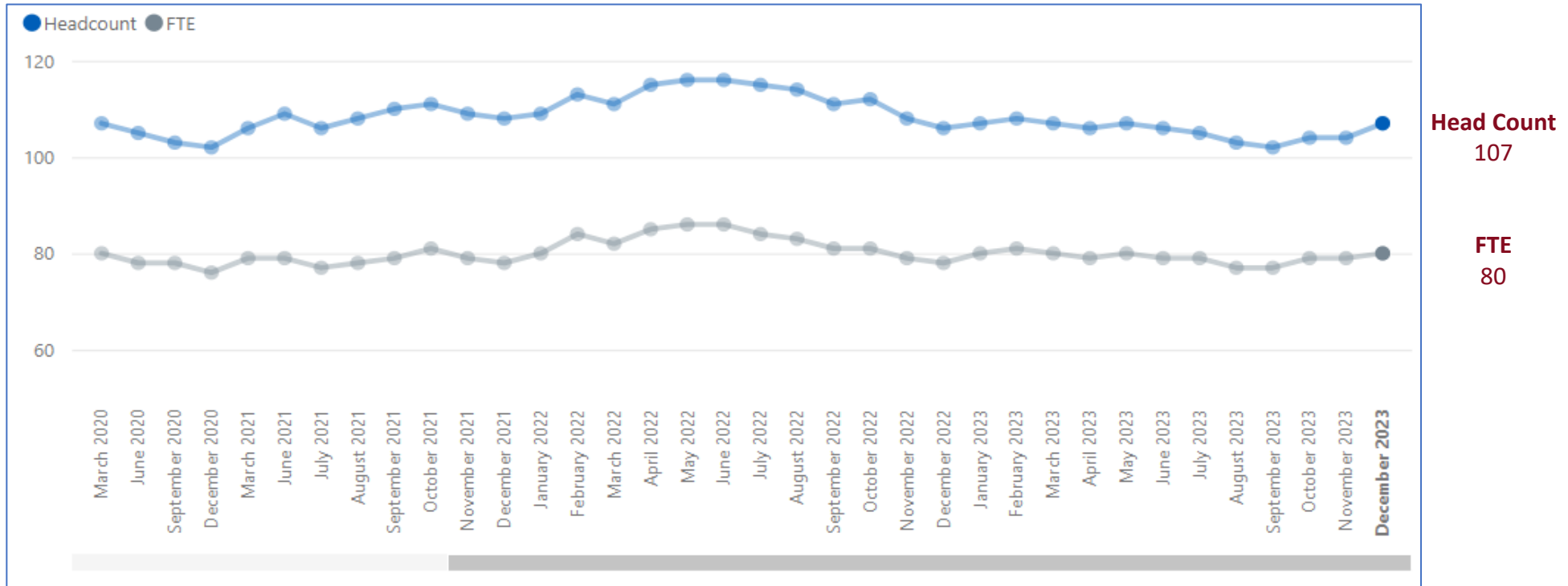
**Head Count**  
257

**FTE**  
199

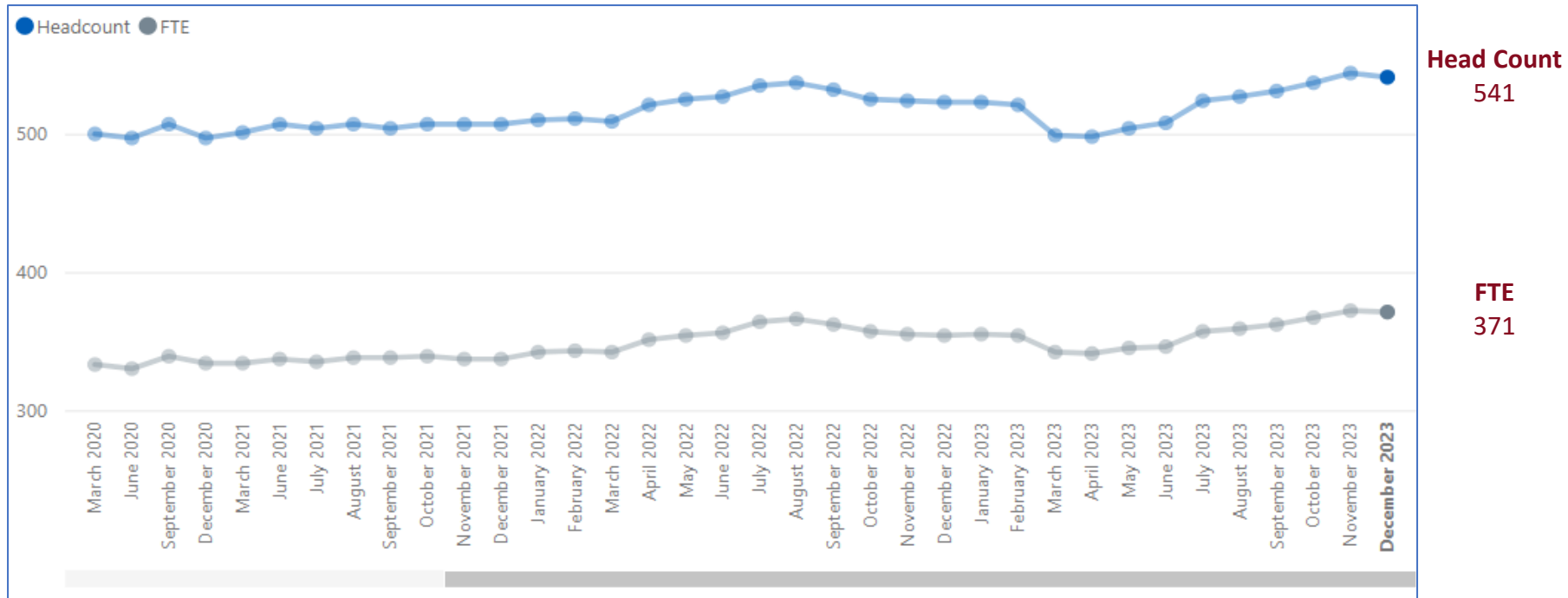
# West Essex Nurses Trends – Headcount and FTE



# West Essex Direct Patient Care Trends – Headcount and FTE



# West Essex Administration/Non-Clinical Trends – Headcount and FTE





# Mid Essex GP Practices Workforce Information

December 2023

# Mid Essex Workforce Roles in Primary Care – Headcount and FTE



Doctors

GP Partners: <b>HC = 114</b> <b>FTE = 112</b>	GP Regular Locums: <b>HC = 4</b> <b>FTE = 2</b>	GP Retainers: <b>HC = 0</b> <b>FTE = 0</b>	GPs in Training Grades: <b>HC = 56</b> <b>FTE = 55</b>	Salaried GPs: <b>HC = 95</b> <b>FTE = 56</b>
---	---	--	---	---

Key  
 HC = Head Count  
 FTE = Full-Time Equivalent



Nurses

Advanced Nurse Practitioners: <b>HC = 44</b> <b>FTE = 34</b>	Extended Role Practice Nurses: <b>HC = 2</b> <b>FTE = 2</b>	Nurse Dispensers: <b>HC = 1</b> <b>FTE = 1</b>	Nurse Specialists: <b>HC = 0</b> <b>FTE = 0</b>	Nursing Partners: <b>HC = 0</b> <b>FTE = 0</b>	Other Nurses: <b>HC = 2</b> <b>FTE = 1</b>	Practice Nurses: <b>HC = 121</b> <b>FTE = 79</b>	Trainee Nurses: <b>HC = 1</b> <b>FTE = 1</b>
---	--	---	--	---	---	---	---



Direct Patient Care

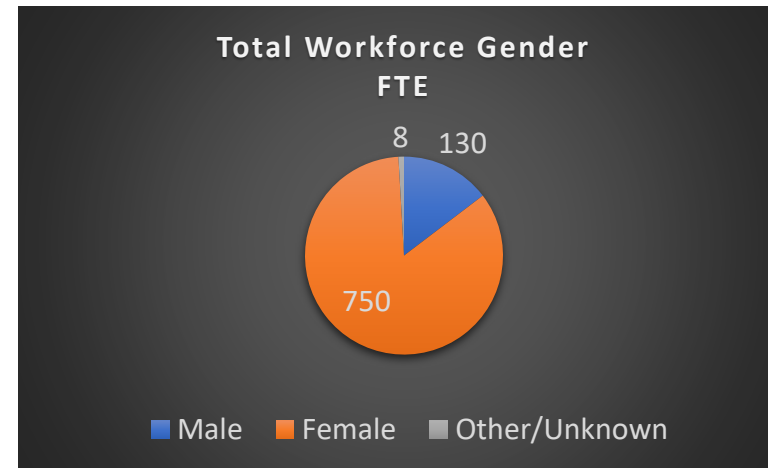
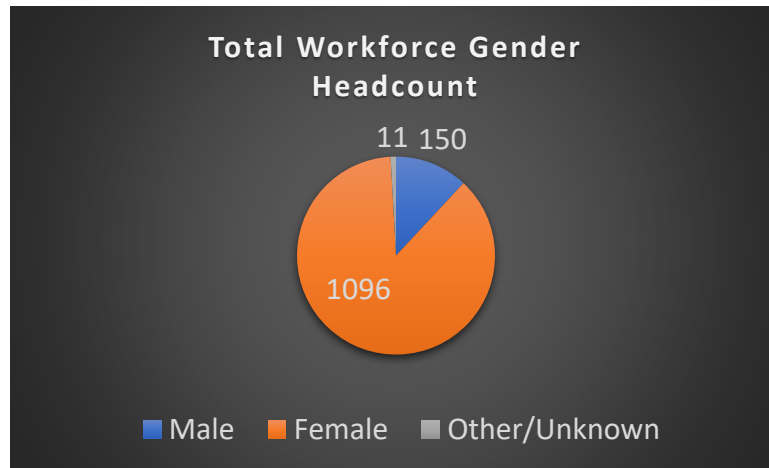
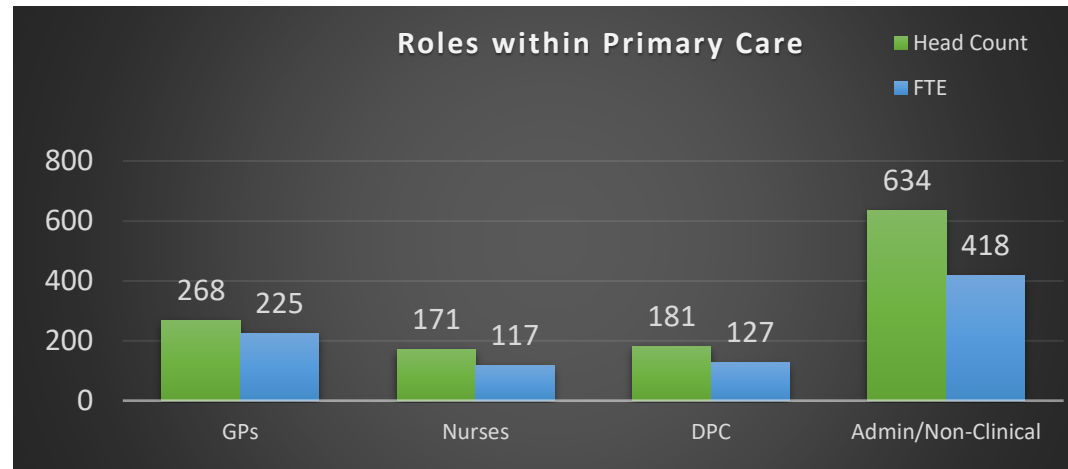
Advanced Paramedic Practitioners: <b>HC = 4</b> <b>FTE = 4</b>	Advanced Pharmacist Practitioners: <b>HC = 6</b> <b>FTE = 5</b>	Advanced Physiotherapist Practitioners: <b>HC = 1</b> <b>FTE = 1</b>	Apprentices: <b>HC = 0</b> <b>FTE = 0</b>	Dispensers: <b>HC = 76</b> <b>FTE = 55</b>	General Practice Assistants: <b>HC = 1</b> <b>FTE = 1</b>	Health Support Workers: <b>HC = 0</b> <b>FTE = 0</b>
Health Care Assistants: <b>HC = 56</b> <b>FTE = 37</b>	Nursing Associates: <b>HC = 0</b> <b>FTE = 0</b>	Other Direct Patient Care: <b>HC = 5</b> <b>FTE = 2</b>	Paramedics: <b>HC = 7</b> <b>FTE = 6</b>	Pharmacists: <b>HC = 15</b> <b>FTE = 10</b>	Pharmacy Technicians: <b>HC = 3</b> <b>FTE = 2</b>	Phlebotomists: <b>HC = 2</b> <b>FTE = 1</b>
Physician Associates: <b>HC = 2</b> <b>FTE = 2</b>	Physiotherapists: <b>HC = 1</b> <b>FTE = 1</b>	Social Prescribing Link Workers: <b>HC = 1</b> <b>FTE = 0</b>	Therapists: <b>HC = 0</b> <b>FTE = 0</b>	Trainee Nursing Associates: <b>HC = 1</b> <b>FTE = 1</b>		



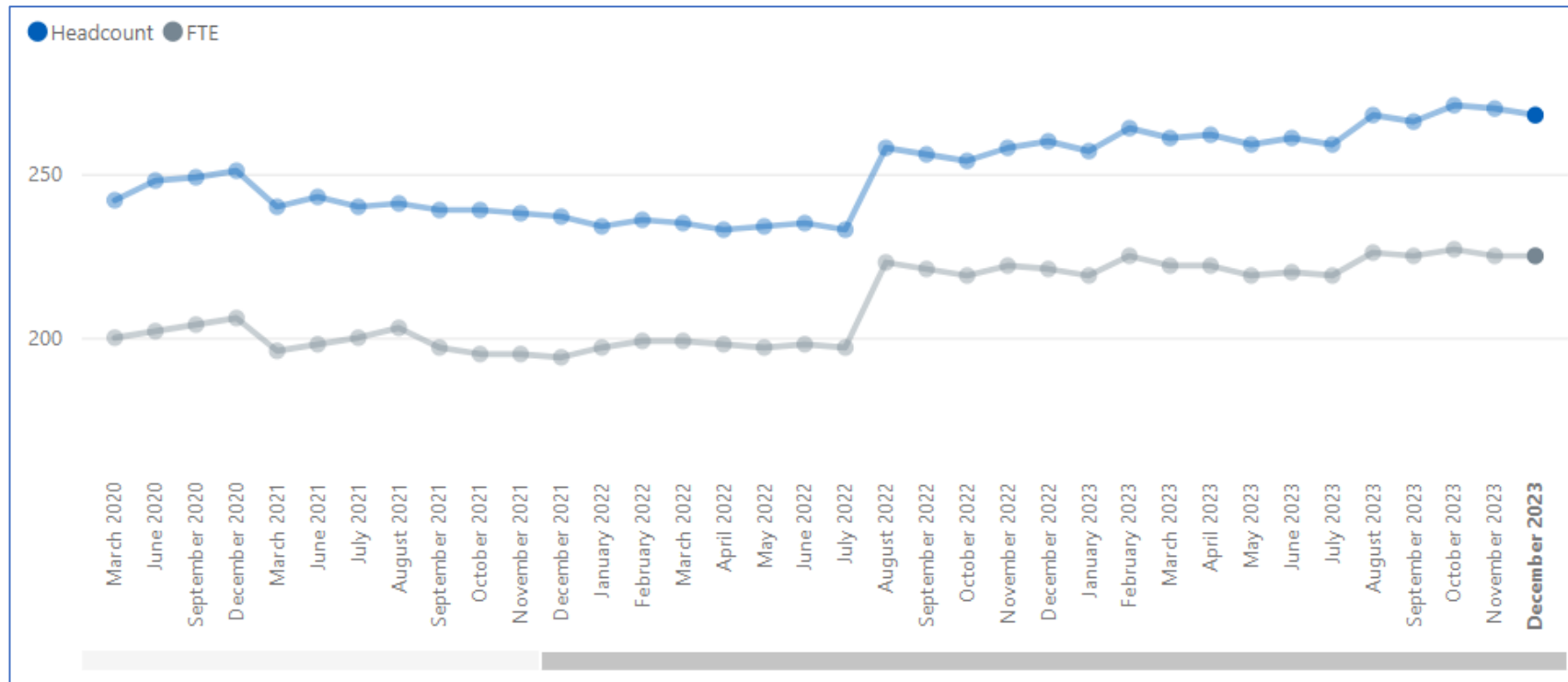
Administration

Apprentices: <b>HC = 2</b> <b>FTE = 2</b>	Estates & Ancillary: <b>HC = 7</b> <b>FTE = 2</b>	Management Partners: <b>HC = 2</b> <b>FTE = 2</b>	Managers: <b>HC = 60</b> <b>FTE = 53</b>	Medical Secretaries: <b>HC = 77</b> <b>FTE = 51</b>	Other Admin/Non- clinical: <b>HC = 178</b> <b>FTE = 117</b>	Receptionists: <b>HC = 311</b> <b>FTE = 192</b>	Telephonists: <b>HC = 1</b> <b>FTE = 1</b>
---	--	--	--	--	--	---	--

# Mid Essex Demographics – Headcount and FTE



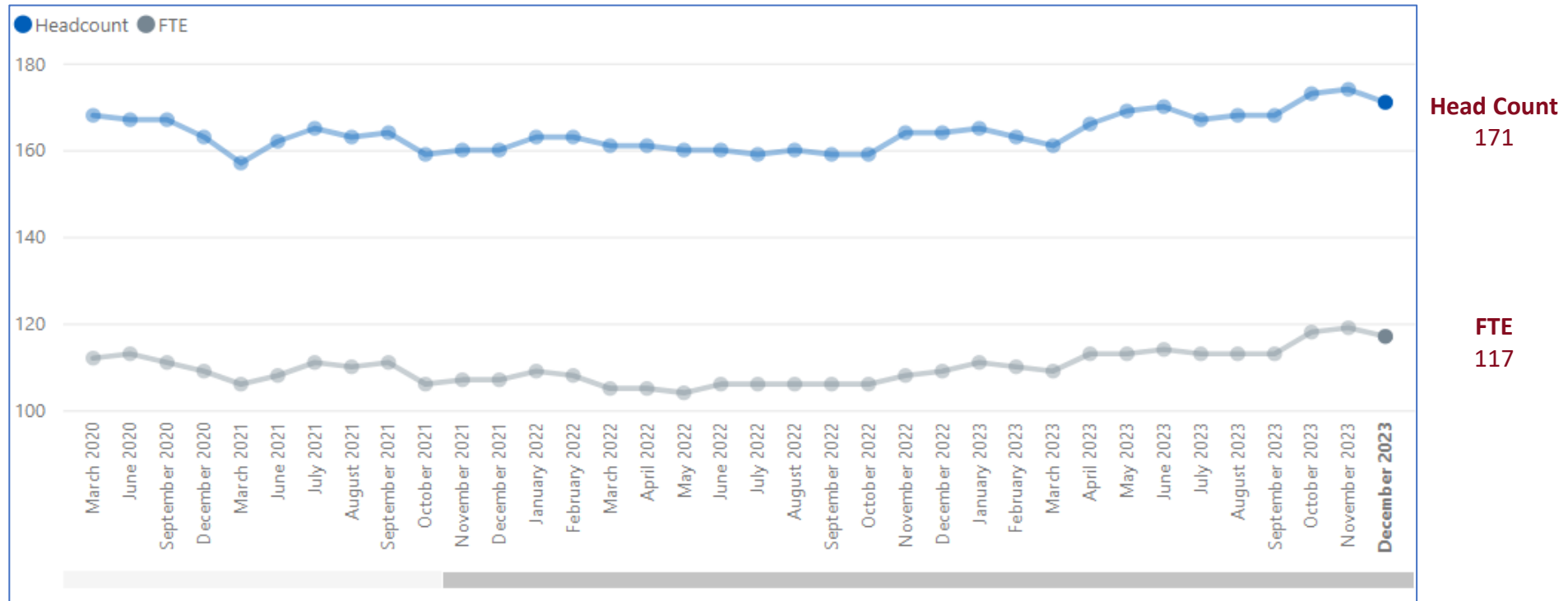
# Mid Essex GP Trends – Headcount and FTE



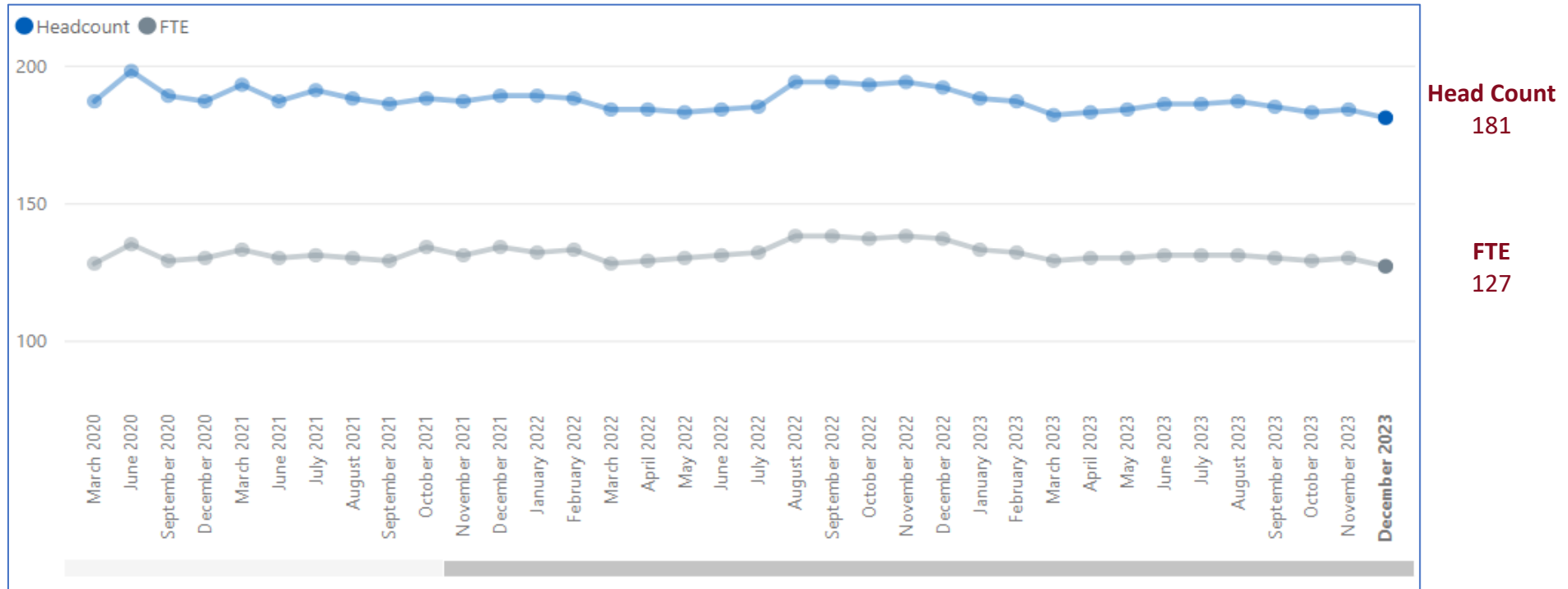
Head Count  
268

FTE  
225

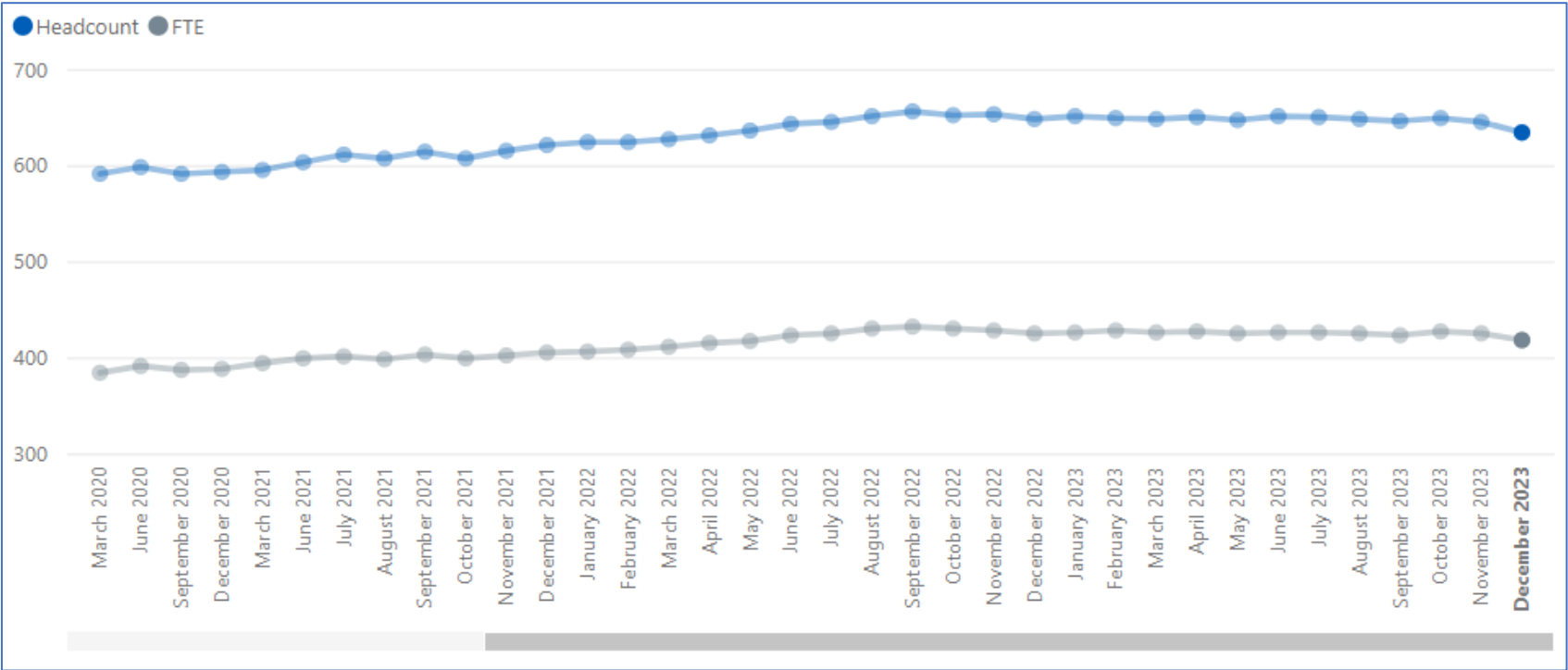
# Mid Essex Nurses Trends – Headcount and FTE



# Mid Essex Direct Patient Care Trends – Headcount and FTE



# Mid Essex Administration/Non-Clinical Trends – Headcount and FTE



**Head Count**  
634

**FTE**  
418

**Basildon & Brentwood  
GP Practices  
Workforce Information  
December 2023**



# Basildon & Brentwood Workforce Roles in Primary Care – Headcount and FTE



GP Partners:  
**HC = 96**  
**FTE = 83**

GP Regular Locums:  
**HC = 10**  
**FTE = 4**

GP Retainers:  
**HC = 1**  
**FTE = 1**

GPs in Training  
 Grades:  
**HC = 29**  
**FTE = 28**

Salaried  
 GPs:  
**HC = 37**  
**FTE = 21**

**Key**  
 HC = Head Count  
 FTE = Full-Time Equivalent



Advanced Nurse  
 Practitioners:  
**HC = 21**  
**FTE = 16**

Extended Role  
 Practice Nurses:  
**HC = 1**  
**FTE = 0**

Nurse  
 Dispensers:  
**HC = 0**  
**FTE = 0**

Nurse  
 Specialists:  
**HC = 0**  
**FTE = 0**

Nursing  
 Partners:  
**HC = 0**  
**FTE = 0**

Other  
 Nurses:  
**HC = 2**  
**FTE = 1**

Practice  
 Nurses:  
**HC = 73**  
**FTE = 44**

Trainee  
 Nurses:  
**HC = 1**  
**FTE = 0**



Advanced Paramedic  
 Practitioners:  
**HC = 0**  
**FTE = 0**

Advanced Pharmacist  
 Practitioners:  
**HC = 2**  
**FTE = 1**

Advanced Physiotherapist  
 Practitioners:  
**HC = 0**  
**FTE = 0**

Apprentices:  
**HC = 0**  
**FTE = 0**

Dispensers:  
**HC = 4**  
**FTE = 3**

General Practice  
 Assistants:  
**HC = 1**  
**FTE = 1**

Health Support  
 Workers:  
**HC = 0**  
**FTE = 0**

Health Care  
 Assistants:  
**HC = 30**  
**FTE = 19**

Nursing  
 Associates:  
**HC = 0**  
**FTE = 0**

Other Direct  
 Patient Care:  
**HC = 2**  
**FTE = 1**

Paramedics:  
**HC = 1**  
**FTE = 1**

Pharmacists:  
**HC = 14**  
**FTE = 10**

Pharmacy  
 Technicians:  
**HC = 0**  
**FTE = 0**

Phlebotomists:  
**HC = 1**  
**FTE = 0**

Physician  
 Associates:  
**HC = 4**  
**FTE = 4**

Physiotherapists:  
**HC = 0**  
**FTE = 0**

Social Prescribing  
 Link Workers:  
**HC = 0**  
**FTE = 0**

Therapists:  
**HC = 0**  
**FTE = 0**



Apprentices:  
**HC = 3**  
**FTE = 3**

Estates  
 & Ancillary:  
**HC = 3**  
**FTE = 2**

Management  
 Partners:  
**HC = 0**  
**FTE = 0**

Managers:  
**HC = 41**  
**FTE = 37**

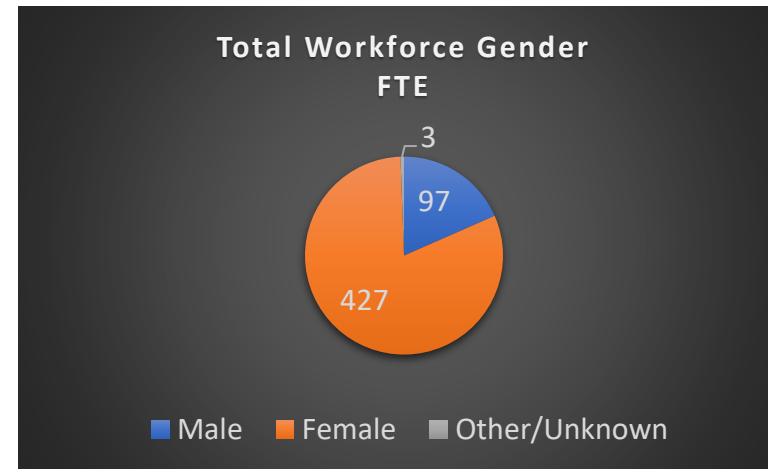
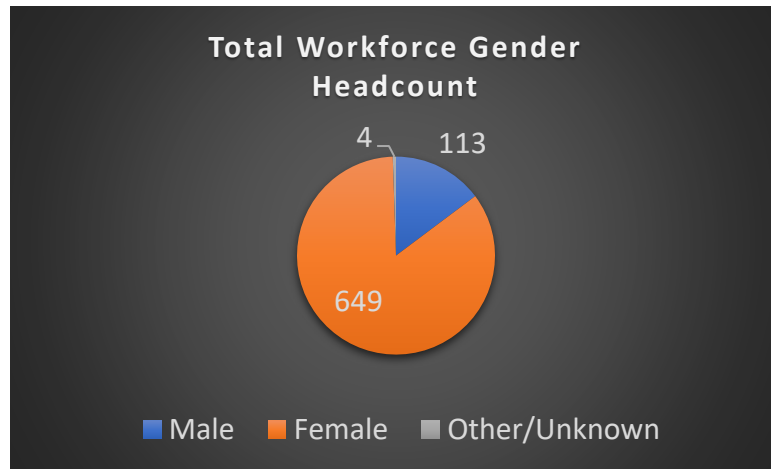
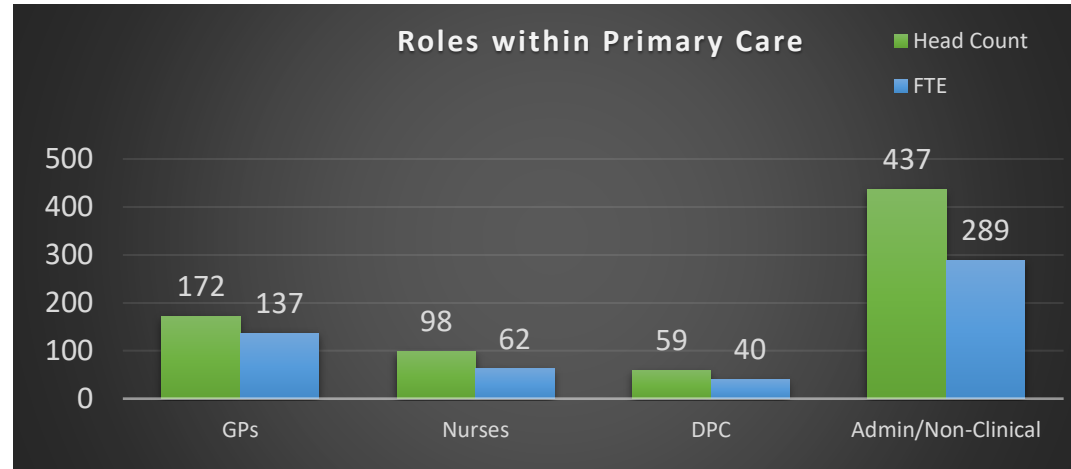
Medical  
 Secretaries:  
**HC = 46**  
**FTE = 31**

Other Admin/Non-  
 clinical:  
**HC = 70**  
**FTE = 43**

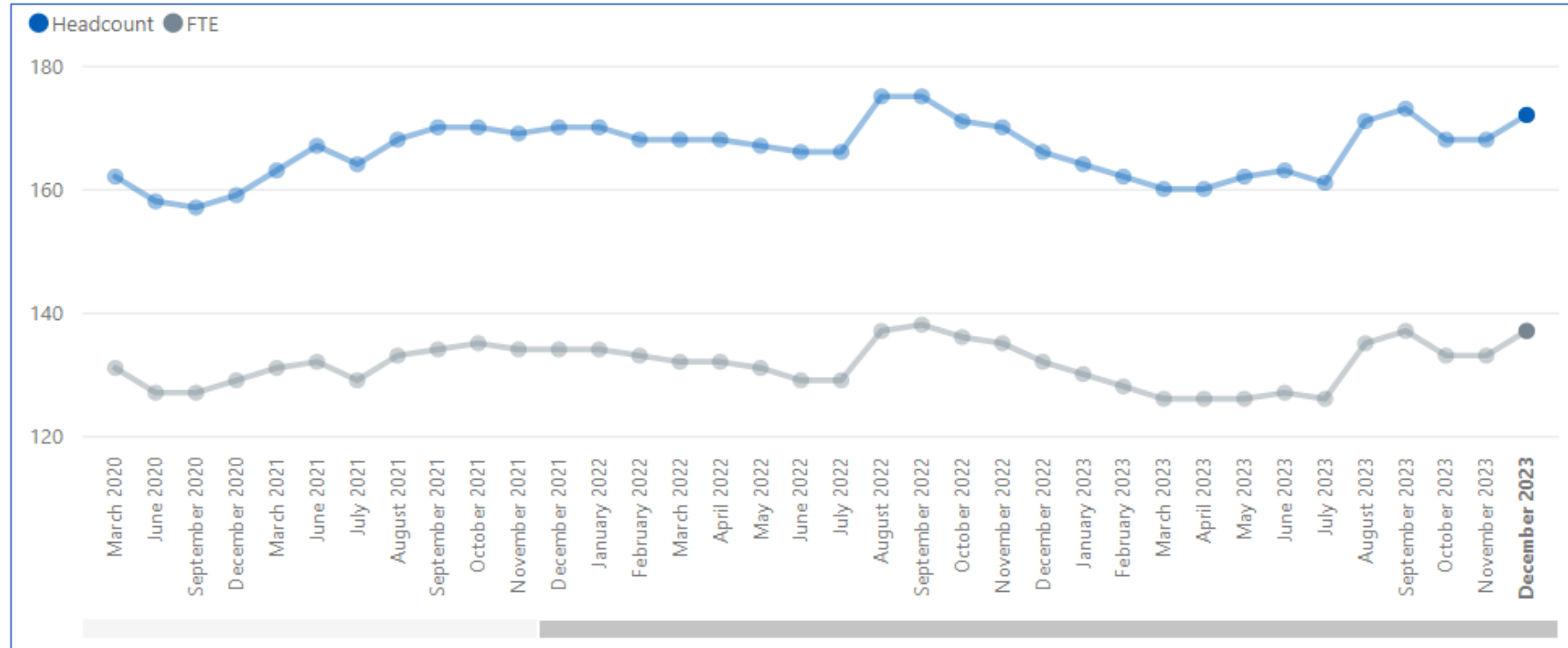
Receptionists:  
**HC = 274**  
**FTE = 173**

Telephonists:  
**HC = 1**  
**FTE = 0**

# Basildon & Brentwood Demographics – Headcount and FTE



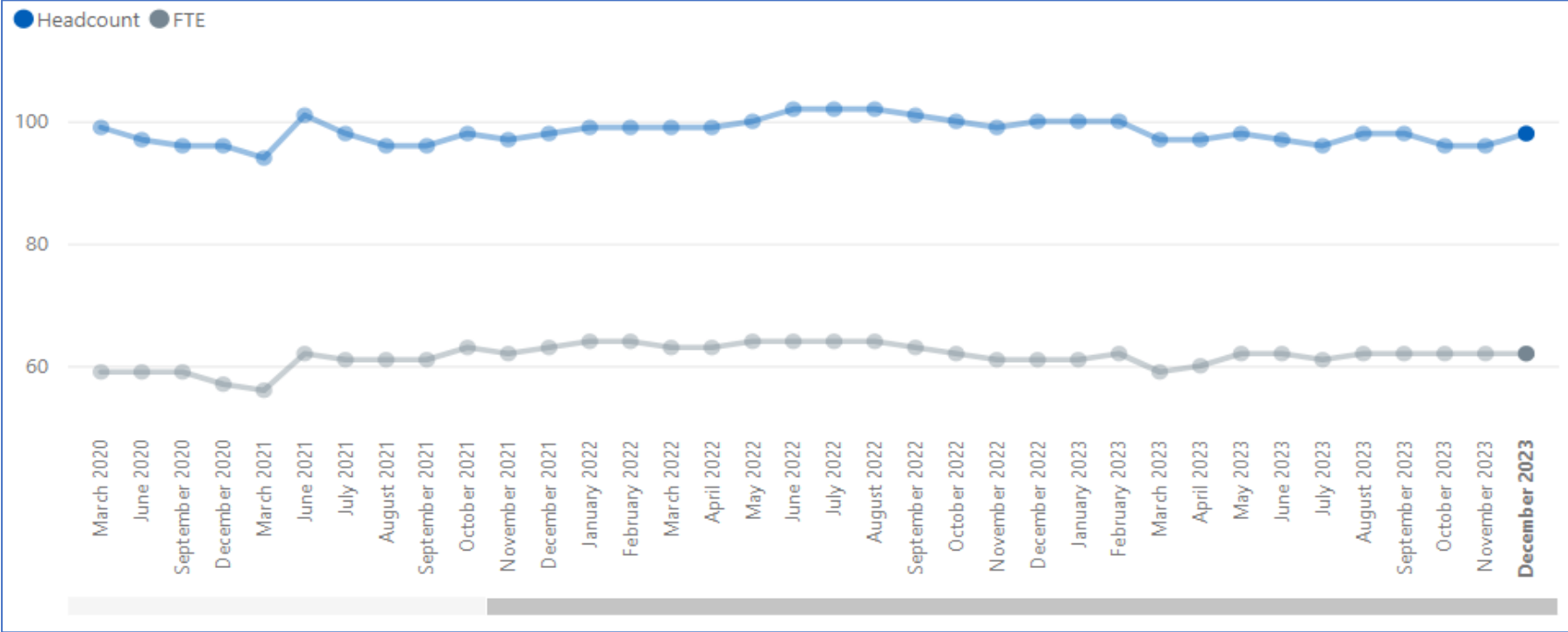
# Basildon & Brentwood GP Trends – Headcount and FTE



Head Count  
172

FTE  
137

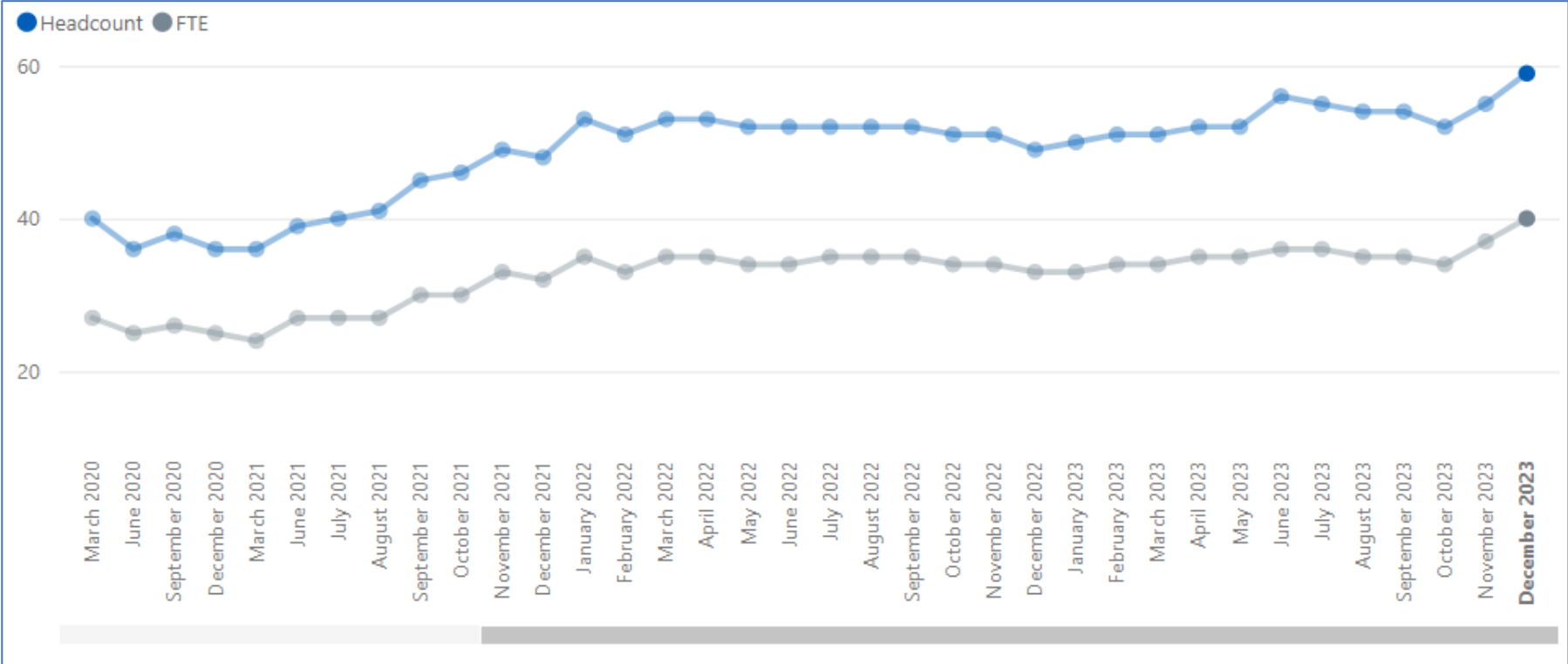
# Basildon & Brentwood Nurses Trends – Headcount and FTE



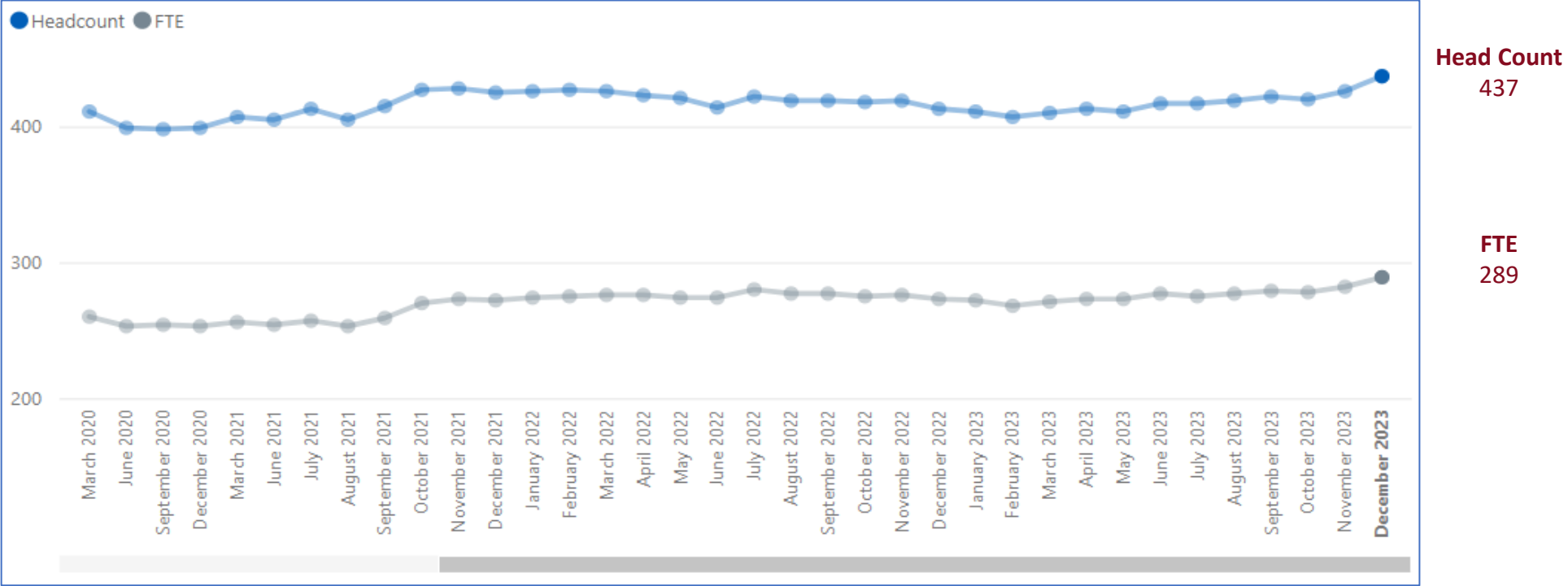
**Head Count**  
98

**FTE**  
62

# Basildon & Brentwood Direct Patient Care Trends – Headcount and FTE



# Basildon & Brentwood Essex Administration/Non-Clinical Trends – Headcount and FTE



# Thurrock GP Practices Workforce Information

December 2023

# Thurrock Workforce Roles in Primary Care – Headcount and FTE



Doctors

GP Partners: <b>HC = 41</b> <b>FTE = 39</b>	GP Regular Locums: <b>HC = 18</b> <b>FTE = 11</b>	GP Retainers: <b>HC = 1</b> <b>FTE = 1</b>	GPs in Training Grades: <b>HC = 13</b> <b>FTE = 12</b>	Salaried GPs: <b>HC = 24</b> <b>FTE = 17</b>
---	---	--	---	---

Key  
 HC = Head Count  
 FTE = Full-Time Equivalent



Nurses

Advanced Nurse Practitioners: <b>HC = 15</b> <b>FTE = 11</b>	Extended Role Practice Nurses: <b>HC = 1</b> <b>FTE = 1</b>	Nurse Dispensers: <b>HC = 0</b> <b>FTE = 0</b>	Nurse Specialists: <b>HC = 0</b> <b>FTE = 0</b>	Nursing Partners: <b>HC = 0</b> <b>FTE = 0</b>	Other Nurses: <b>HC = 0</b> <b>FTE = 0</b>	Practice Nurses: <b>HC = 43</b> <b>FTE = 29</b>	Trainee Nurses: <b>HC = 0</b> <b>FTE = 0</b>
---	--	---	--	---	---	--	---



Direct Patient Care

Advanced Paramedic Practitioners: <b>HC = 0</b> <b>FTE = 0</b>	Advanced Pharmacist Practitioners: <b>HC = 1</b> <b>FTE = 0</b>	Advanced Physiotherapist Practitioners: <b>HC = 0</b> <b>FTE = 0</b>	Apprentices: <b>HC = 2</b> <b>FTE = 2</b>	Dispensers: <b>HC = 10</b> <b>FTE = 8</b>	Health Support Workers: <b>HC = 0</b> <b>FTE = 0</b>	Health Care Assistants: <b>HC = 19</b> <b>FTE = 11</b>
Nursing Associates: <b>HC = 3</b> <b>FTE = 1</b>	Other Direct Patient Care: <b>HC = 4</b> <b>FTE = 2</b>	Paramedics: <b>HC = 0</b> <b>FTE = 0</b>	Pharmacists: <b>HC = 10</b> <b>FTE = 8</b>	Pharmacy Technicians: <b>HC = 0</b> <b>FTE = 0</b>	Phlebotomists: <b>HC = 2</b> <b>FTE = 1</b>	Physician Associates: <b>HC = 8</b> <b>FTE = 6</b>
Physiotherapists: <b>HC = 0</b> <b>FTE = 0</b>	Social Prescribing Link Workers: <b>HC = 0</b> <b>FTE = 0</b>	Therapists: <b>HC = 0</b> <b>FTE = 0</b>				

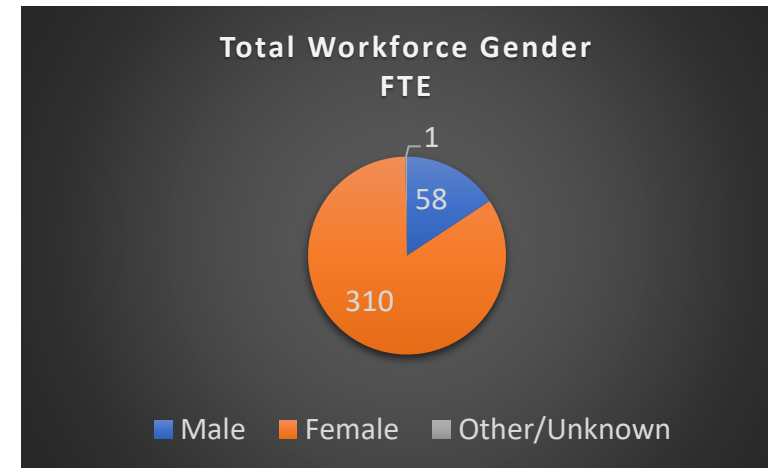
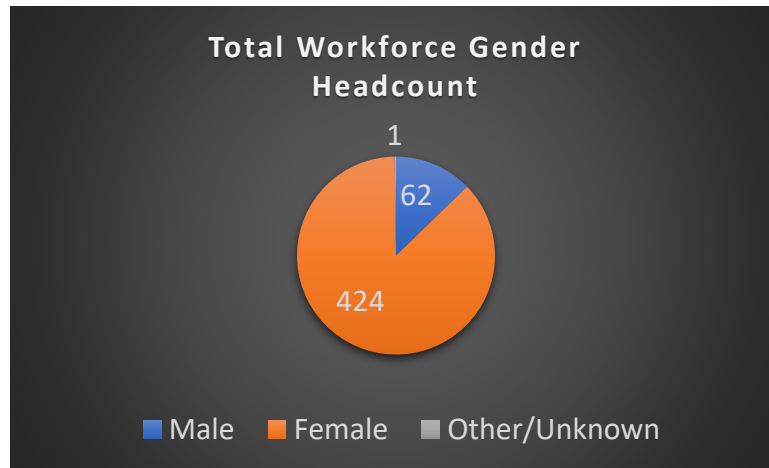
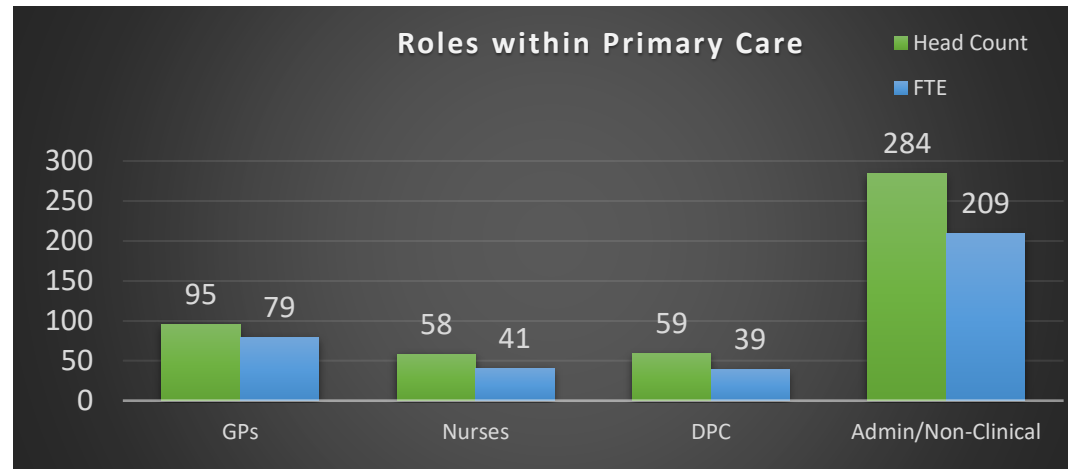


Administration

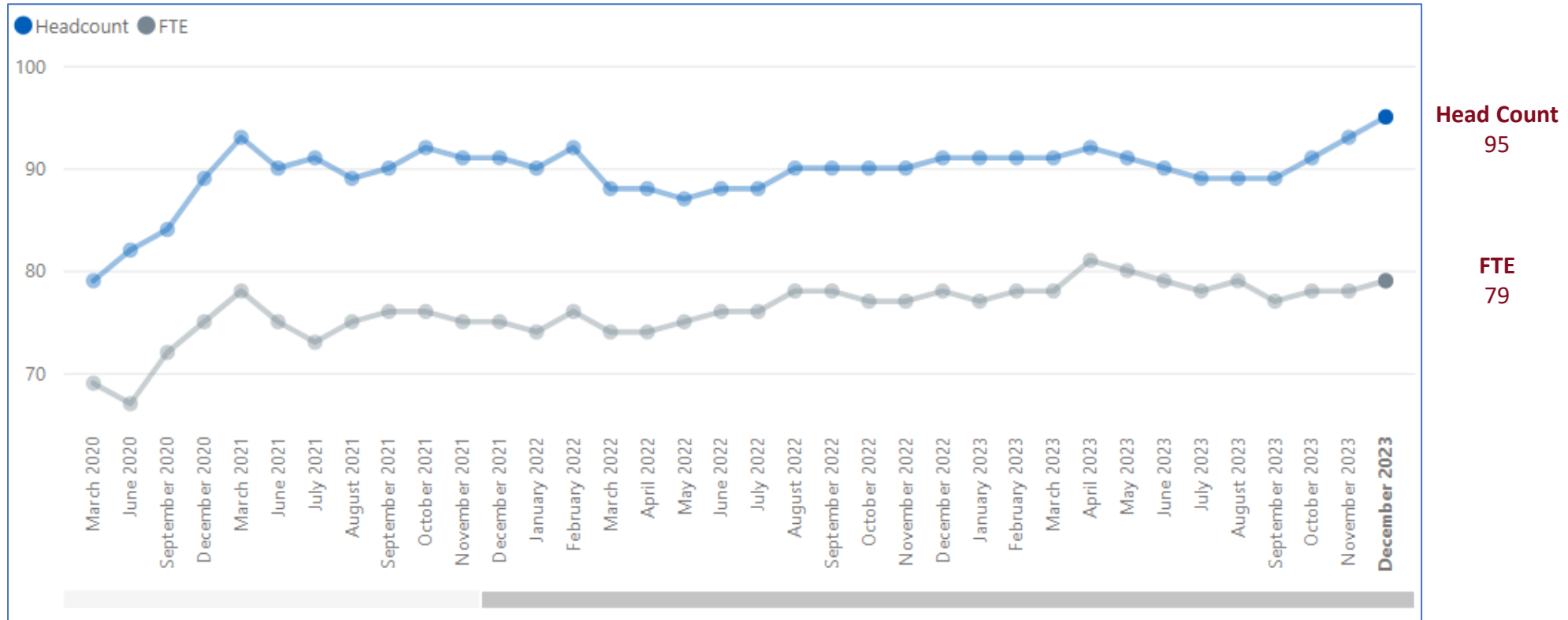
Apprentices: <b>HC = 1</b> <b>FTE = 1</b>	Digital & Transformation Leads: <b>HC = 1</b> <b>FTE = 0</b>	Estates & Ancillary: <b>HC = 2</b> <b>FTE = 1</b>	Management Partners: <b>HC = 7</b> <b>FTE = 6</b>	Managers: <b>HC = 32</b> <b>FTE = 27</b>	Medical Secretaries: <b>HC = 19</b> <b>FTE = 14</b>	Other Admin/Non- clinical: <b>HC = 40</b> <b>FTE = 31</b>	Receptionists: <b>HC = 186</b> <b>FTE = 129</b>	Telephonists: <b>HC = 0</b> <b>FTE = 0</b>
---	--	--	--	--	--	--	---	--



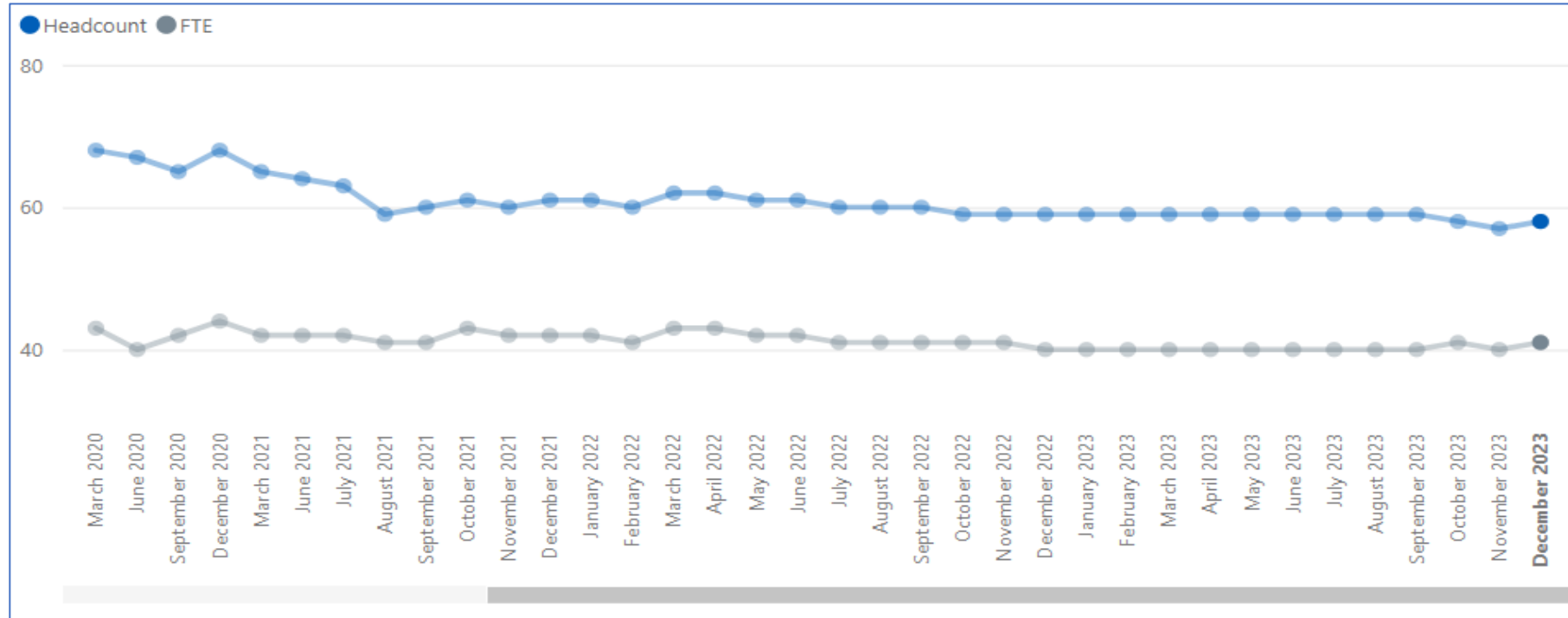
# Thurrock Demographics – Headcount and FTE



# Thurrock GP Trends – Headcount and FTE



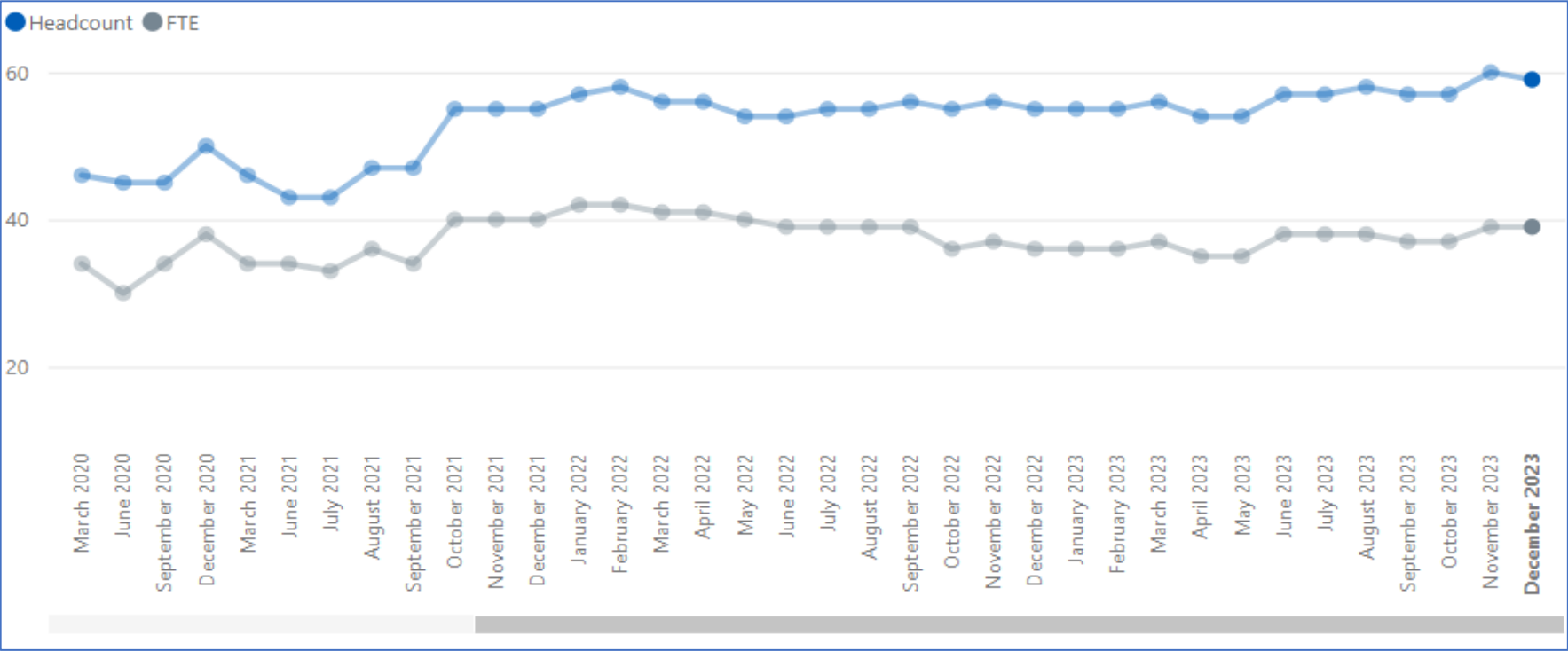
# Thurrock Nurses Trends – Headcount and FTE



Head Count  
58

FTE  
41

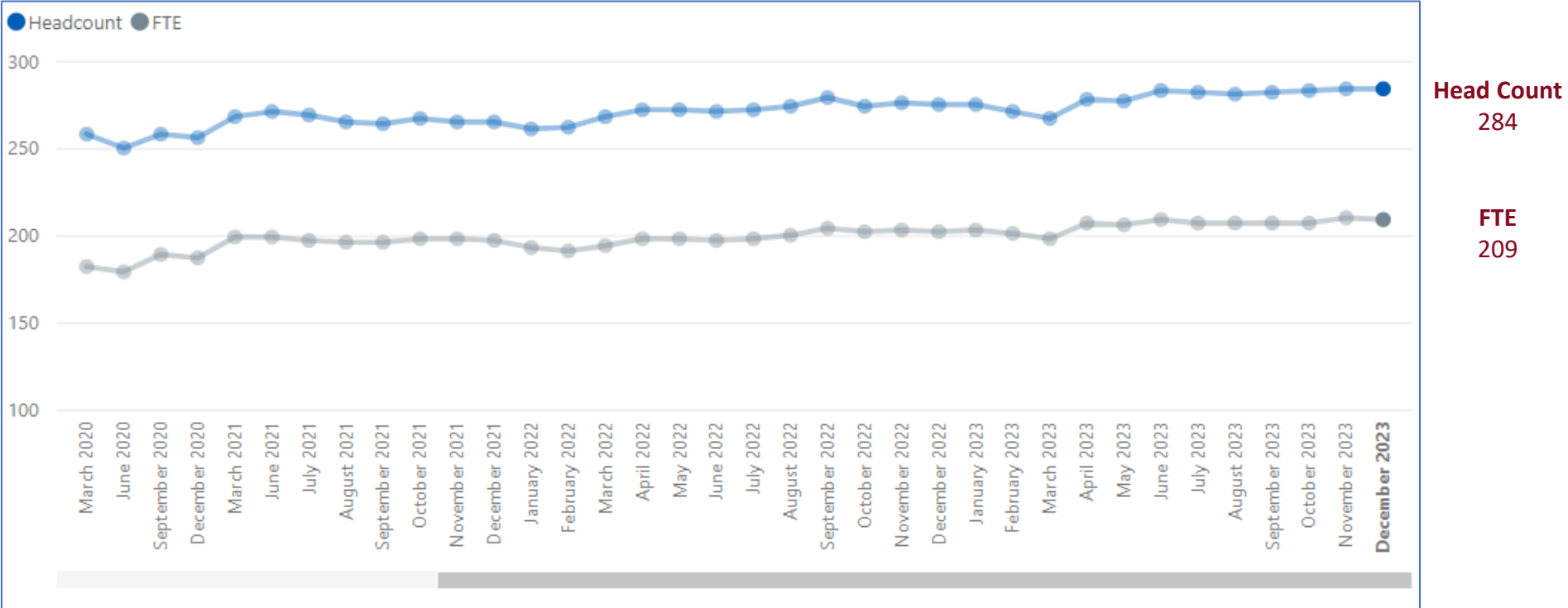
# Thurrock Direct Patient Care Trends – Headcount and FTE



Head Count  
59

FTE  
39

# Thurrock Administration/Non-Clinical Trends – Headcount and FTE



**Castle Point & Rochford (CPR)  
GP Practices  
Workforce Information  
December 2023**

# CPR Workforce Roles in Primary Care – Headcount and FTE



GP Partners: <b>HC = 58</b> <b>FTE = 58</b>	GP Regular Locums: <b>HC = 12</b> <b>FTE = 6</b>	GP Retainers: <b>HC = 0</b> <b>FTE = 0</b>	GPs in Training Grades: <b>HC = 30</b> <b>FTE = 30</b>	Salaried GPs: <b>HC = 27</b> <b>FTE = 23</b>
---	--	--	---	--

**Key**  
 HC = Head Count  
 FTE = Full-Time Equivalent



Advanced Nurse Practitioners: <b>HC = 15</b> <b>FTE = 11</b>	Extended Role Practice Nurses: <b>HC = 1</b> <b>FTE = 1</b>	Nurse Dispensers: <b>HC = 1</b> <b>FTE = 0</b>	Nurse Specialists: <b>HC = 1</b> <b>FTE = 1</b>	Nursing Partners: <b>HC = 0</b> <b>FTE = 0</b>	Other Nurses: <b>HC = 0</b> <b>FTE = 0</b>	Practice Nurses: <b>HC = 36</b> <b>FTE = 23</b>	Trainee Nurses: <b>HC = 0</b> <b>FTE = 0</b>
--	---	--	---	--	--	---	--

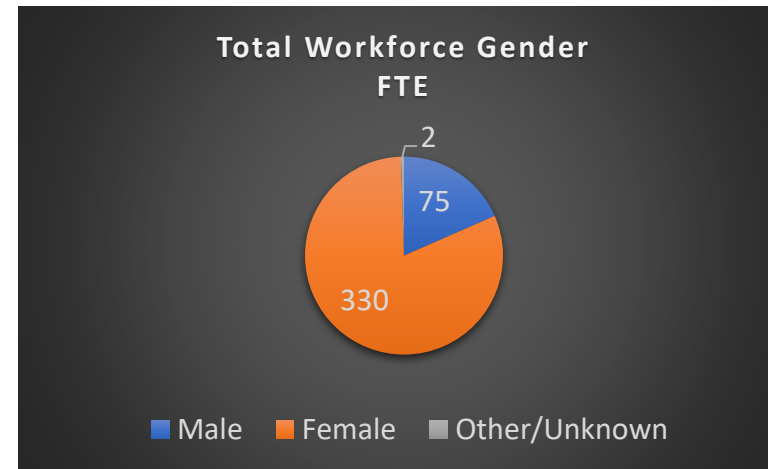
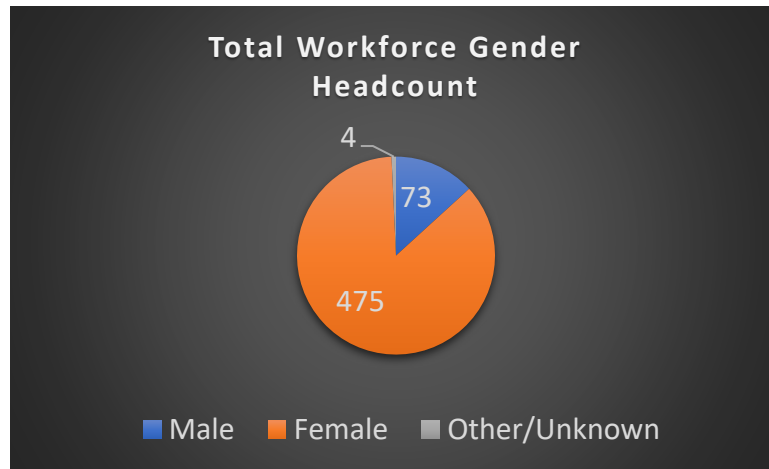
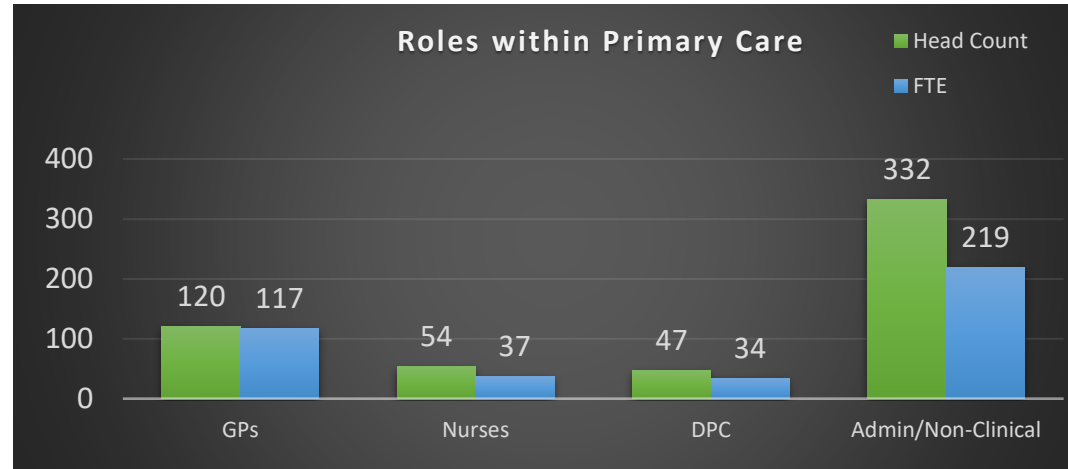


Advanced Paramedic Practitioners: <b>HC = 1</b> <b>FTE = 1</b>	Advanced Pharmacist Practitioners: <b>HC = 1</b> <b>FTE = 0</b>	Advanced Physiotherapist Practitioners: <b>HC = 0</b> <b>FTE = 0</b>	Apprentices: <b>HC = 0</b> <b>FTE = 0</b>	Dispensers: <b>HC = 0</b> <b>FTE = 0</b>	Health Support Workers: <b>HC = 0</b> <b>FTE = 0</b>	Health Care Assistants: <b>HC = 25</b> <b>FTE = 19</b>
Nursing Associates: <b>HC = 2</b> <b>FTE = 1</b>	Other Direct Patient Care: <b>HC = 1</b> <b>FTE = 1</b>	Paramedics: <b>HC = 1</b> <b>FTE = 1</b>	Pharmacists: <b>HC = 3</b> <b>FTE = 1</b>	Pharmacy Technicians: <b>HC = 0</b> <b>FTE = 0</b>	Phlebotomists: <b>HC = 11</b> <b>FTE = 6</b>	Physician Associates: <b>HC = 1</b> <b>FTE = 1</b>
Physiotherapists: <b>HC = 1</b> <b>FTE = 1</b>	Social Prescribing Link Workers: <b>HC = 0</b> <b>FTE = 0</b>	Therapists: <b>HC = 0</b> <b>FTE = 0</b>				



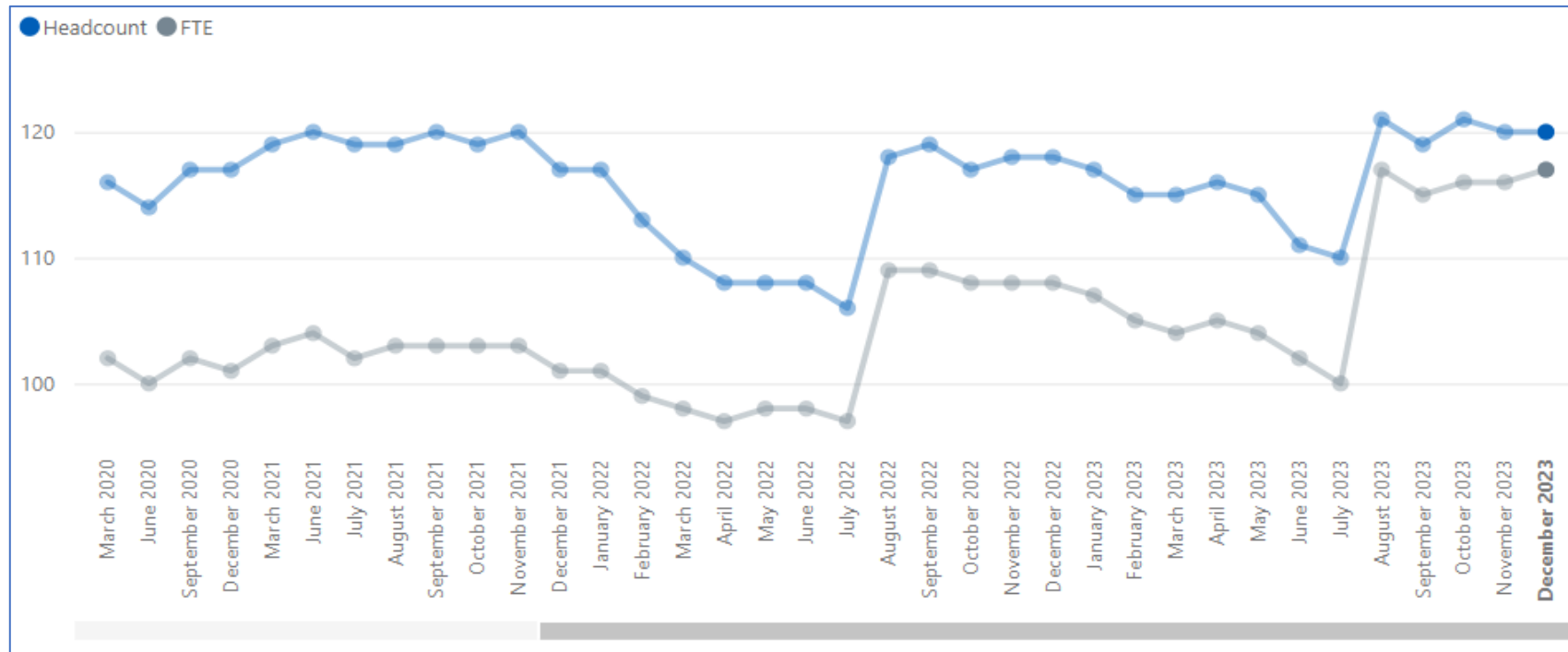
Apprentices: <b>HC = 1</b> <b>FTE = 1</b>	Estates & Ancillary: <b>HC = 2</b> <b>FTE = 2</b>	Management Partners: <b>HC = 2</b> <b>FTE = 2</b>	Managers: <b>HC = 25</b> <b>FTE = 23</b>	Medical Secretaries: <b>HC = 25</b> <b>FTE = 19</b>	Other Admin/Non-clinical: <b>HC = 57</b> <b>FTE = 40</b>	Receptionists: <b>HC = 220</b> <b>FTE = 132</b>	Telephonists: <b>HC = 1</b> <b>FTE = 1</b>
---	---	---	--	---	--	---	--

# CPR Demographics – Headcount and FTE



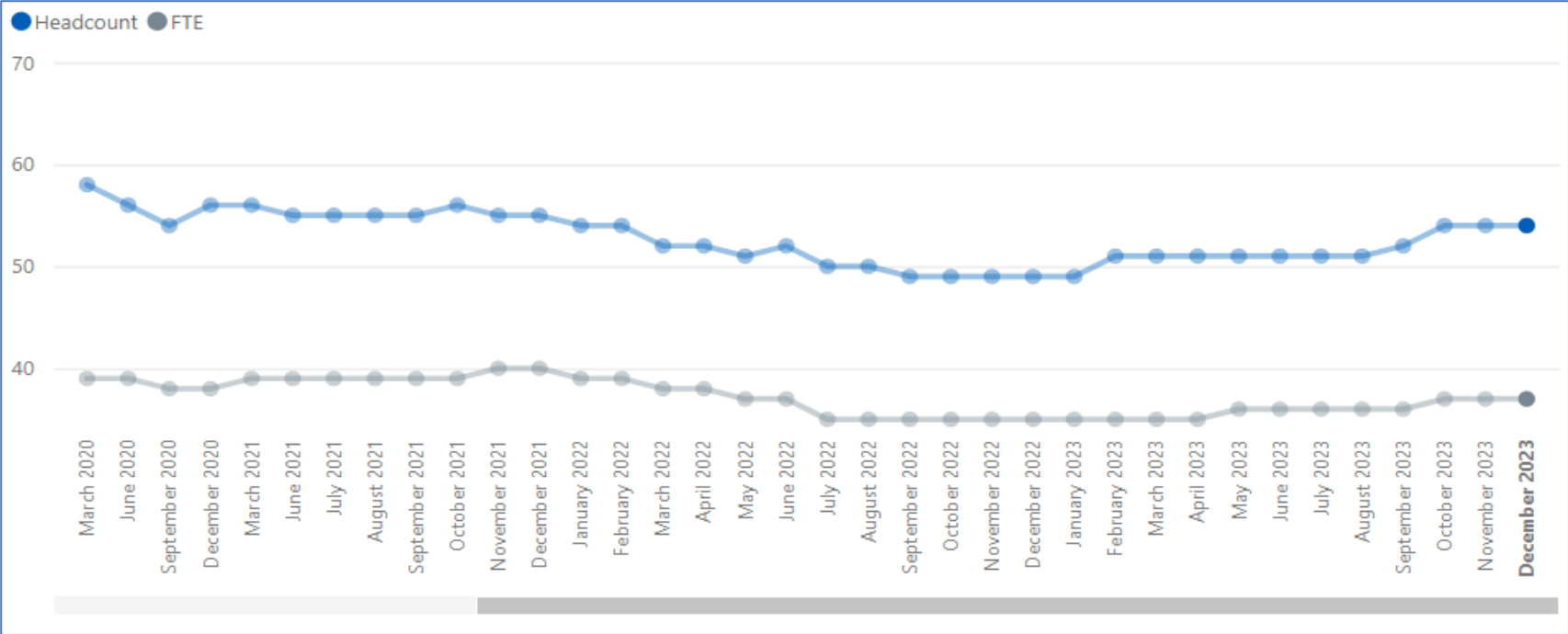


# CPR GP Trends – Headcount and FTE



Head Count  
120  
FTE  
117

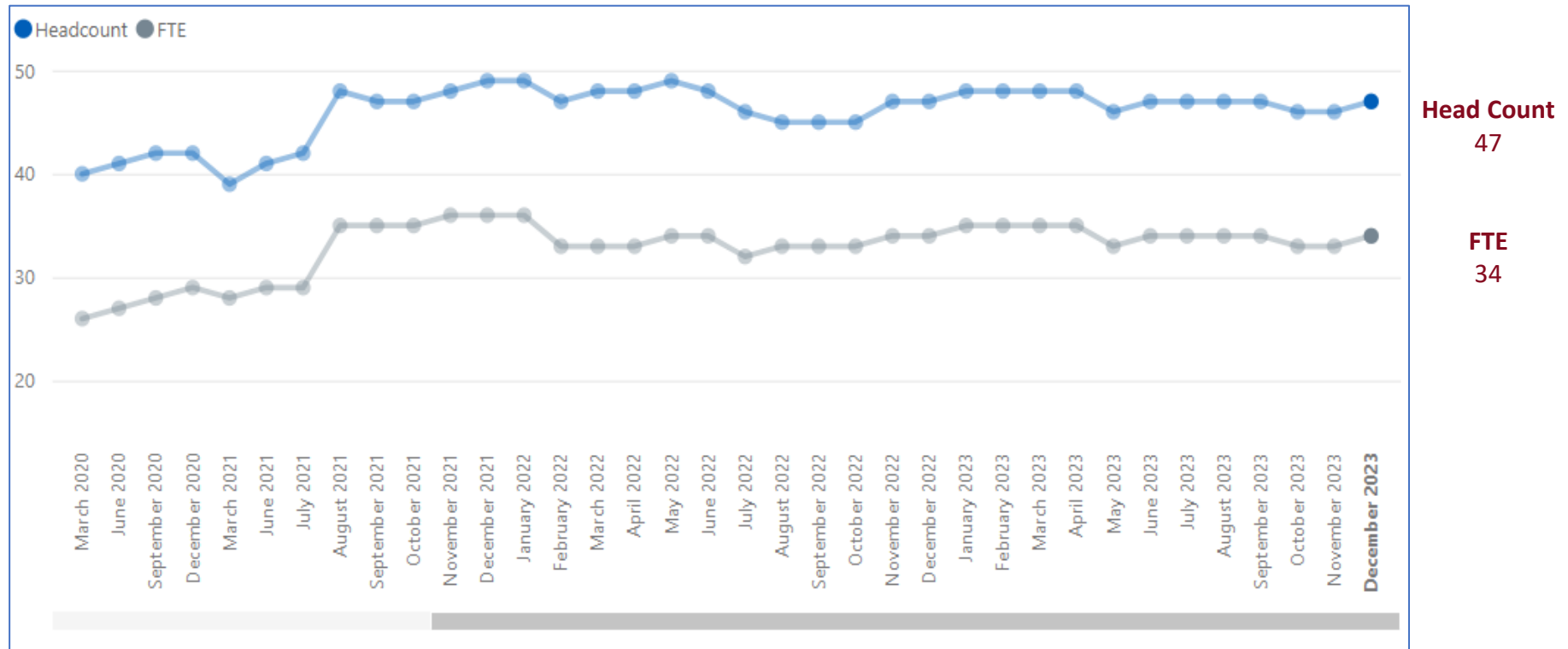
# CPR Nurses Trends – Headcount and FTE



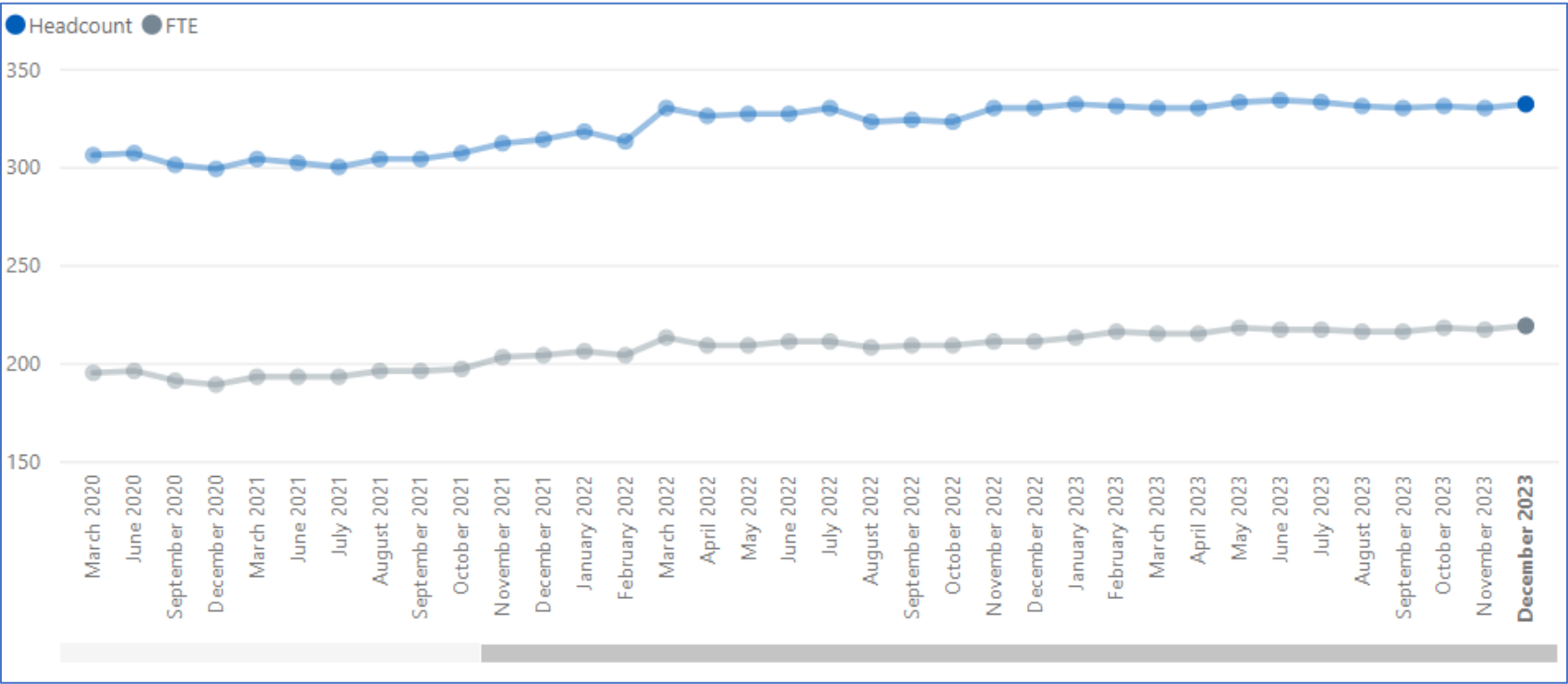
**Head Count**  
54

**FTE**  
37

# CPR Direct Patient Care Trends – Headcount and FTE



# CPR Administration/Non-Clinical Trends – Headcount and FTE



**Head Count**  
332

**FTE**  
219

# Southend GP Practices Workforce Information

December 2023

# Southend Workforce Roles in Primary Care – Headcount and FTE



GP Partners:  
**HC = 50**  
**FTE = 46**

GP Regular Locums:  
**HC = 25**  
**FTE = 8**

GP Retainers:  
**HC = 1**  
**FTE = 0**

GPs in Training  
 Grades:  
**HC = 25**  
**FTE = 24**

Salaried  
 GPs:  
**HC = 43**  
**FTE = 26**

Key  
 HC = Head Count  
 FTE = Full-Time Equivalent



Advanced Nurse  
 Practitioners:  
**HC = 23**  
**FTE = 17**

Extended Role  
 Practice Nurses:  
**HC = 3**  
**FTE = 2**

Nurse  
 Dispensers:  
**HC = 0**  
**FTE = 0**

Nurse  
 Specialists:  
**HC = 2**  
**FTE = 1**

Nursing  
 Partners:  
**HC = 0**  
**FTE = 0**

Other  
 Nurses:  
**HC = 2**  
**FTE = 2**

Practice  
 Nurses:  
**HC = 51**  
**FTE = 28**

Trainee  
 Nurses:  
**HC = 1**  
**FTE = 1**



Advanced Paramedic  
 Practitioners:  
**HC = 0**  
**FTE = 0**

Advanced Pharmacist  
 Practitioners:  
**HC = 1**  
**FTE = 1**

Advanced Physiotherapist  
 Practitioners:  
**HC = 0**  
**FTE = 0**

Apprentices:  
**HC = 0**  
**FTE = 0**

Dispensers:  
**HC = 1**  
**FTE = 1**

General Practice  
 Assistants:  
**HC = 0**  
**FTE = 0**

Health Support  
 Workers:  
**HC = 2**  
**FTE = 2**

Health Care  
 Assistants:  
**HC = 29**  
**FTE = 16**

Nursing  
 Associates:  
**HC = 0**  
**FTE = 0**

Other Direct  
 Patient Care:  
**HC = 0**  
**FTE = 0**

Paramedics:  
**HC = 4**  
**FTE = 3**

Pharmacists:  
**HC = 10**  
**FTE = 8**

Pharmacy  
 Technicians:  
**HC = 0**  
**FTE = 0**

Phlebotomists:  
**HC = 0**  
**FTE = 0**

Physician  
 Associates:  
**HC = 8**  
**FTE = 7**

Physiotherapists:  
**HC = 2**  
**FTE = 2**

Podiatrists:  
**HC = 1**  
**FTE = 1**

Social Prescribing  
 Link Workers:  
**HC = 0**  
**FTE = 0**

Therapists:  
**HC = 0**  
**FTE = 0**



Apprentices:  
**HC = 1**  
**FTE = 1**

Estates  
 & Ancillary:  
**HC = 3**  
**FTE = 2**

Management  
 Partners:  
**HC = 0**  
**FTE = 0**

Managers:  
**HC = 41**  
**FTE = 33**

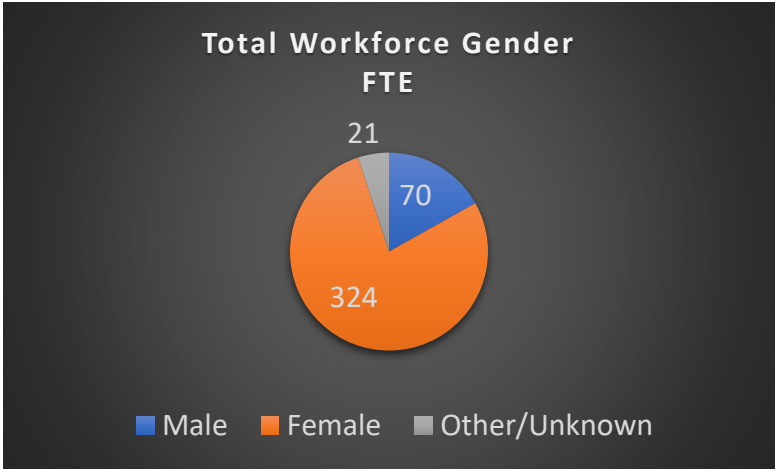
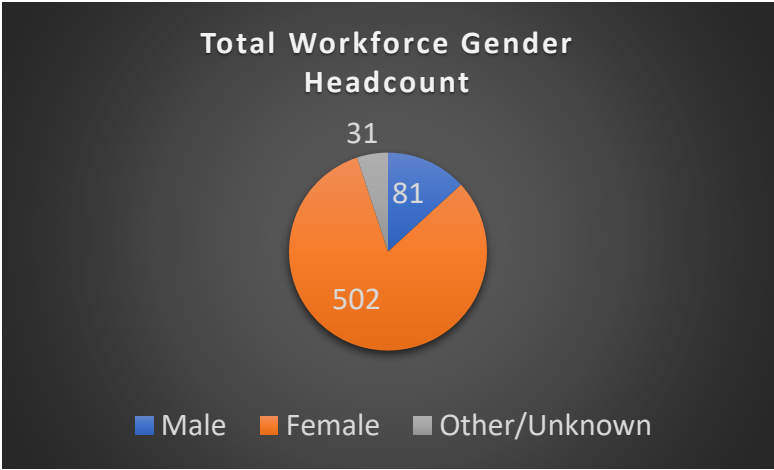
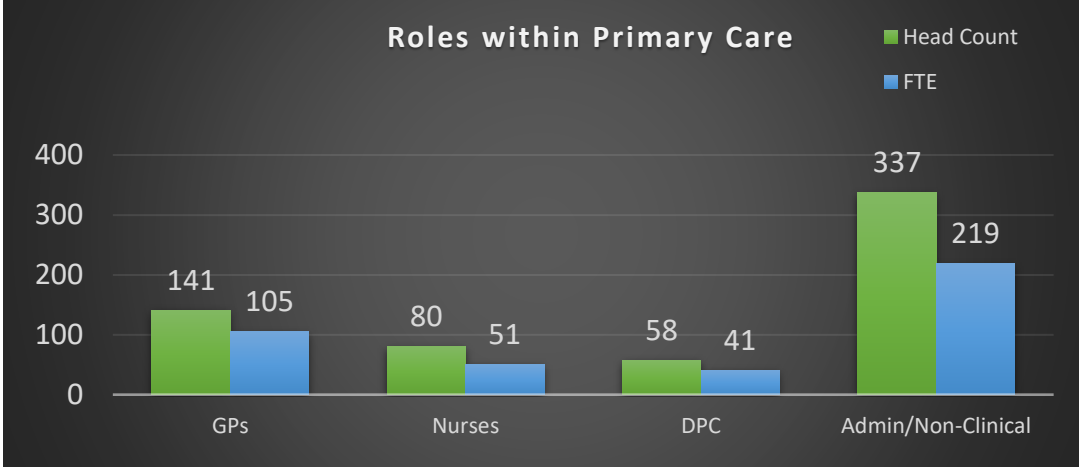
Medical  
 Secretaries:  
**HC = 31**  
**FTE = 19**

Other Admin/Non-  
 clinical:  
**HC = 55**  
**FTE = 40**

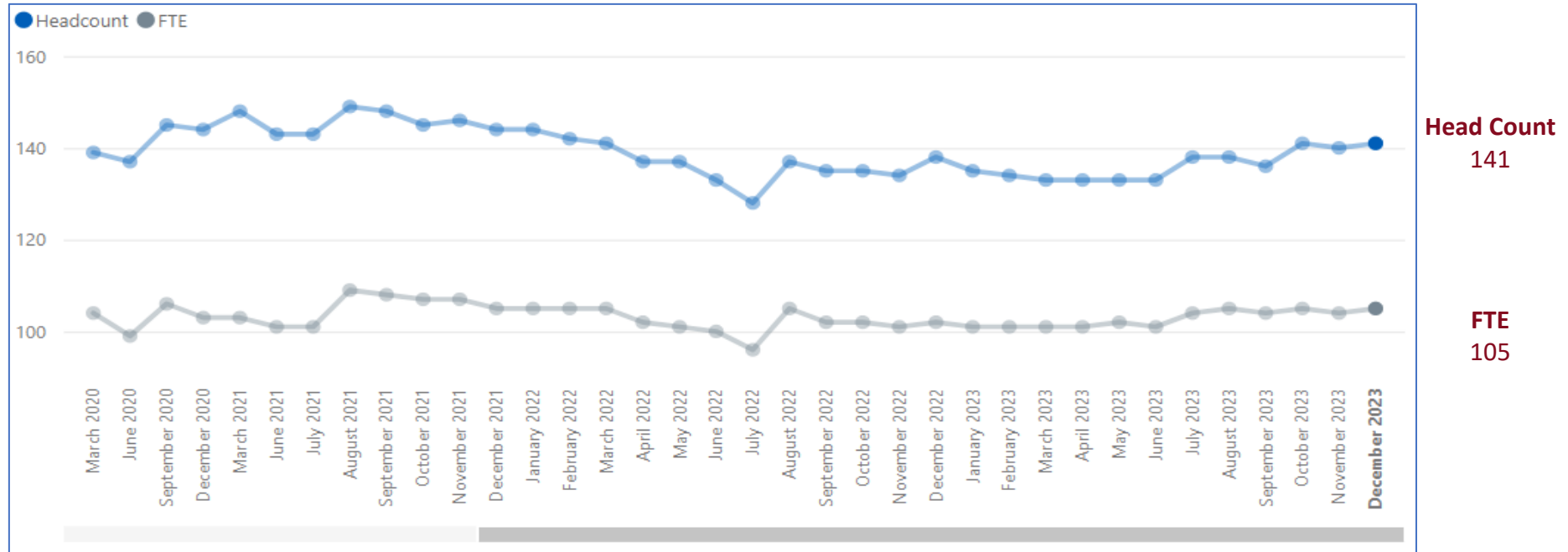
Receptionists:  
**HC = 205**  
**FTE = 123**

Telephonists:  
**HC = 1**  
**FTE = 1**

# Southend Demographics – Headcount and FTE

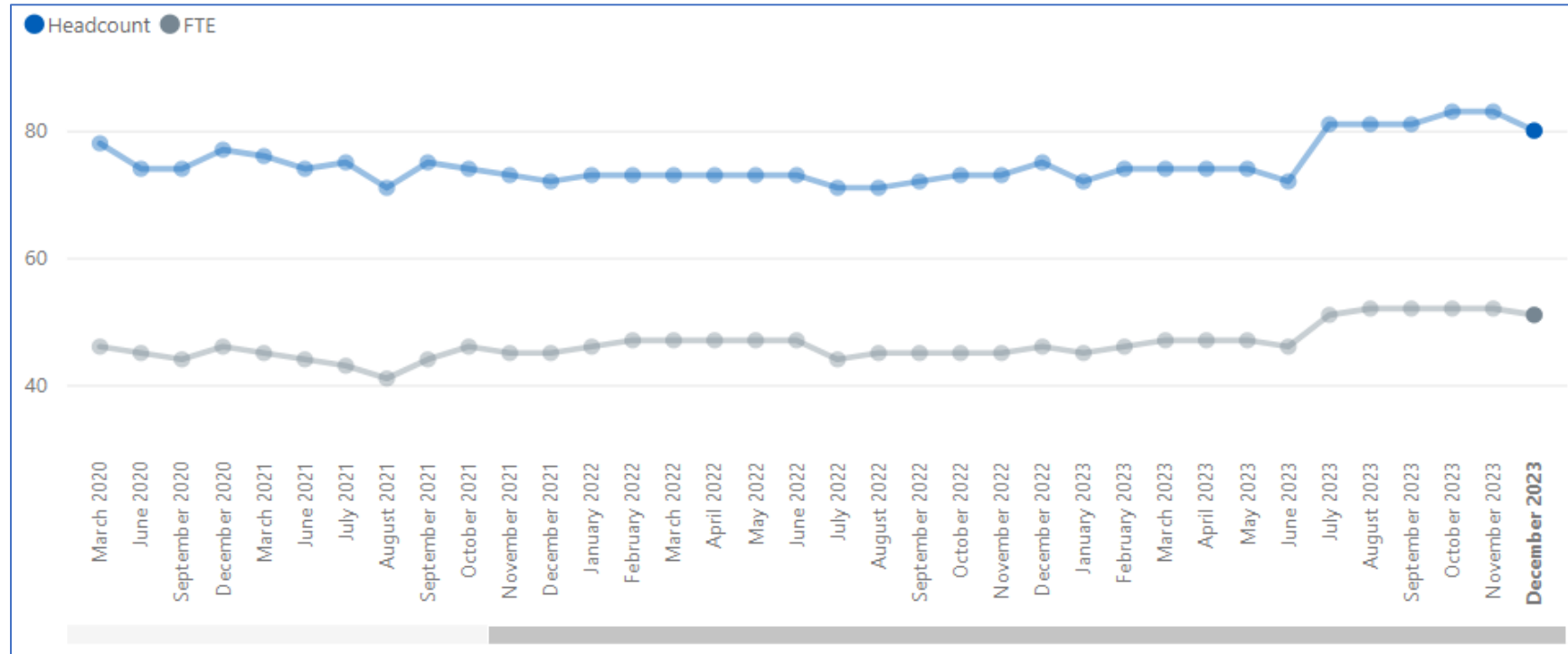


# Southend GP Trends – Headcount and FTE





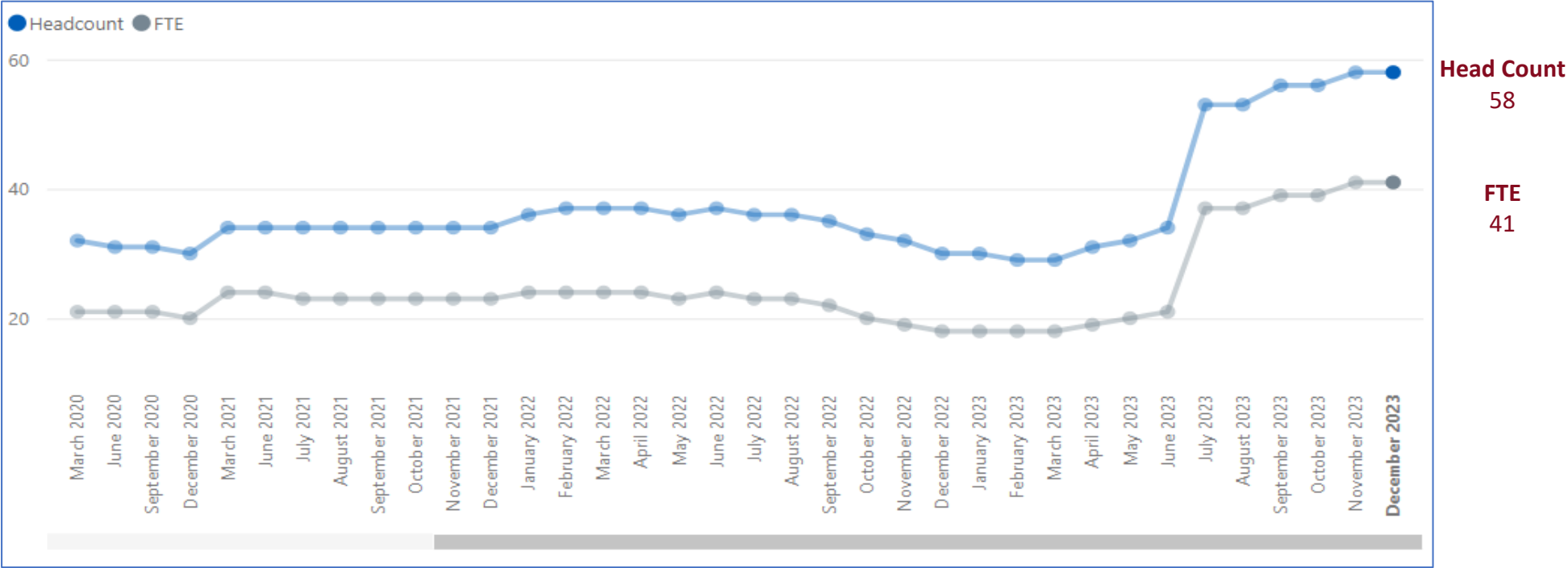
# Southend Nurses Trends – Headcount and FTE



Head Count  
80

FTE  
51

# Southend Direct Patient Care Trends – Headcount and FTE



# Southend Administration/Non-Clinical Trends – Headcount and FTE

