

**Essex LMCs
GP Practices
Workforce Information
for
Ratio of Male and Female GP's**

October 2023

Index

Male : Female Ratio Data

- 3 - Summary
- 4 - Essex Overall
- 6 - North East Essex
- 8 - West Essex
- 10 - Mid Essex
- 12 - Basildon & Brentwood
- 14 - Thurrock
- 16 - Castle Point & Rochford (CPR)
- 18 - Southend

Summary

- This report presents data about male and female GPs working in Primary Care in Essex and each individual locality
- It is a snapshot of the male and female Primary Care GP workforce for October 2023
- Full Time Equivalent (FTE) is a standardised measure, 1.0 FTE equates to full-time work of 37.5 hours per week
- Headcount is the number of people working in a role
- NHS Digital is the source of the information
- A guide has been produced by NHS Digital for help with interpreting information with this document including:

Interpreting figures

Full-time equivalent (FTE) and headcount figures

Full-time equivalent calculations

Locum GPs




GPs in training

The guide for October 2023 is available here: [Using this publication - NDRS \(digital.nhs.uk\)](#)

Essex Overall
GP Workforce Information
Male : Female Ratio

October 2023

GP's in Essex Primary Care - Male : Female Ratio

	GP Partners	GP Regular Locums	GP Retainers	GPs in Training Grades	Salaried GPs
	Male HC = 325 FTE = 319	Male HC = 37 FTE = 20	Male HC = 3 FTE = 1	Male HC = 100 FTE = 101	Male HC = 93 FTE = 72
	Female HC = 217 FTE = 190	Female HC = 47 FTE = 20	Female HC = 8 FTE = 3	Female HC = 158 FTE = 146	Female HC = 259 FTE = 153
	Other/Unknown HC = 4 FTE = 3	Other/Unknown HC = 2 FTE = 1	Other/Unknown HC = 0 FTE = 0	Other/Unknown HC = 0 FTE = 0	Other/Unknown HC = 3 FTE = 2







Head Count	Head Count	Head Count	Head Count	Head Count
Male = 59.6% Female = 39.7% Oth/Unk = 0.7%	Male = 43% Female = 54.7% Oth/Unk = 2.3%	Male = 27.3% Female = 72.7% Oth/Unk = 0%	Male = 38.8% Female = 61.2% Oth/Unk = 0%	Male = 26.2% Female = 73% Oth/Unk = 0.8%
FTE	FTE	FTE	FTE	FTE
Male = 62.3% Female = 37.1% Oth/Unk = 0.7%	Male = 48.8% Female = 48.8% Oth/Unk = 2.4%	Male = 25% Female = 75% Oth/Unk = 0%	Male = 40.9% Female = 59.1% Oth/Unk = 0%	Male = 31.7% Female = 67.4% Oth/Unk = 0.9%

**North East Essex
GP Workforce Information
Male : Female Ratio**

October 2023





GP's in North East Essex Primary Care - Male : Female Ratio

	GP Partners	GP Regular Locums	GP Retainers	GPs in Training Grades	Salaried GPs
	Male HC = 55 FTE = 53	Male HC = 0 FTE = 0	Male HC = 0 FTE = 0	Male HC = 17 FTE = 17	Male HC = 14 FTE = 13
	Female HC = 44 FTE = 39	Female HC = 4 FTE = 1	Female HC = 2 FTE = 1	Female HC = 27 FTE = 25	Female HC = 49 FTE = 31
	Other/Unknown HC = 0 FTE = 0	Other/Unknown HC = 0 FTE = 0	Other/Unknown HC = 0 FTE = 0	Other/Unknown HC = 0 FTE = 0	Other/Unknown HC = 0 FTE = 0
	Head Count Male = 55.6% Female = 44.4% Oth/Unk = 0%	Head Count Male = 0% Female = 100% Oth/Unk = 0%	Head Count Male = 0% Female = 100% Oth/Unk = 0%	Head Count Male = 38.6% Female = 61.4% Oth/Unk = 0%	Head Count Male = 22.2% Female = 77.8% Oth/Unk = 0%
	FTE Male = 57.6% Female = 42.4% Oth/Unk = 0%	FTE Male = 0% Female = 100% Oth/Unk = 0%	FTE Male = 0% Female = 100% Oth/Unk = 0%	FTE Male = 40.5% Female = 59.5% Oth/Unk = 0%	FTE Male = 29.5% Female = 70.5% Oth/Unk = 0%

West Essex
GP Workforce Information
Male : Female Ratio

October 2023





GPs in West Essex Primary Care - Male : Female Ratio

	GP Partners	GP Regular Locums	GP Retainers	GPs in Training Grades	Salaried GPs
	Male HC = 66 FTE = 60	Male HC = 4 FTE = 3	Male HC = 2 FTE = 1	Male HC = 27 FTE = 28	Male HC = 19 FTE = 12
	Female HC = 26 FTE = 19	Female HC = 12 FTE = 4	Female HC = 3 FTE = 1	Female HC = 40 FTE = 35	Female HC = 52 FTE = 29
	Other/Unknown HC = 0 FTE = 0	Other/Unknown HC = 0 FTE = 0	Other/Unknown HC = 0 FTE = 0	Other/Unknown HC = 0 FTE = 0	Other/Unknown HC = 0 FTE = 0
	Head Count Male = 71.7% Female = 28.3% Oth/Unk = 0%	Head Count Male = 25% Female = 75% Oth/Unk = 0%	Head Count Male = 40% Female = 60% Oth/Unk = 0%	Head Count Male = 40.3% Female = 59.7% Oth/Unk = 0%	Head Count Male = 26.8% Female = 73.2% Oth/Unk = 0%
	FTE Male = 75.9% Female = 24.1% Oth/Unk = 0%	FTE Male = 42.9% Female = 57.1% Oth/Unk = 0%	FTE Male = 50% Female = 50% Oth/Unk = 0%	FTE Male = 44.4% Female = 55.6% Oth/Unk = 0%	FTE Male = 29.3% Female = 70.7% Oth/Unk = 0%

Mid Essex
GP Workforce Information
Male : Female Ratio

October 2023





GPs in Mid Essex Primary Care - Male : Female Ratio

	GP Partners	GP Regular Locums	GP Retainers	GPs in Training Grades	Salaried GPs
	Male HC = 56 FTE = 58	Male HC = 2 FTE = 1	Male HC = 1 FTE = 0	Male HC = 19 FTE = 20	Male HC = 17 FTE = 12
	Female HC = 56 FTE = 53	Female HC = 2 FTE = 1	Female HC = 0 FTE = 0	Female HC = 38 FTE = 35	Female HC = 79 FTE = 44
	Other/Unknown HC = 1 FTE = 1	Other/Unknown HC = 0 FTE = 0	Other/Unknown HC = 0 FTE = 0	Other/Unknown HC = 0 FTE = 0	Other/Unknown HC = 1 FTE = 1
	Head Count Male = 49.6% Female = 49.6% Oth/Unk = 0.8%	Head Count Male = 50% Female = 50% Oth/Unk = 0%	Head Count Male = 100% Female = 0% Oth/Unk = 0%	Head Count Male = 33.3% Female = 66.7% Oth/Unk = 0%	Head Count Male = 17.5% Female = 81.4% Oth/Unk = 1.1%
	FTE Male = 51.8% Female = 47.3% Oth/Unk = 0.9%	FTE Male = 50% Female = 50% Oth/Unk = 0%	FTE Male = 0% Female = 0% Oth/Unk = 0%	FTE Male = 36.4% Female = 63.6% Oth/Unk = 0%	FTE Male = 21.1% Female = 77.2% Oth/Unk = 1.7%

**Basildon & Brentwood
GP Workforce Information
Male : Female Ratio**

October 2023





GPs in Basildon & Brentwood Primary Care - Male : Female Ratio

	GP Partners	GP Regular Locums	GP Retainers	GPs in Training Grades	Salaried GPs
	Male HC = 59 FTE = 54	Male HC = 5 FTE = 2	Male HC = 0 FTE = 0	Male HC = 14 FTE = 14	Male HC = 12 FTE = 8
	Female HC = 37 FTE = 30	Female HC = 5 FTE = 2	Female HC = 1 FTE = 1	Female HC = 12 FTE = 12	Female HC = 23 FTE = 12
	Other/Unknown HC = 0 FTE = 0	Other/Unknown HC = 0 FTE = 0	Other/Unknown HC = 0 FTE = 0	Other/Unknown HC = 0 FTE = 0	Other/Unknown HC = 0 FTE = 0
	Head Count Male = 61.5% Female = 38.5% Oth/Unk = 0%	Head Count Male = 50% Female = 50% Oth/Unk = 0%	Head Count Male = 0% Female = 100% Oth/Unk = 0%	Head Count Male = 53.8% Female = 46.2% Oth/Unk = 0%	Head Count Male = 34.3% Female = 65.7% Oth/Unk = 0%
	FTE Male = 64.3% Female = 35.7% Oth/Unk = 0%	FTE Male = 50% Female = 50% Oth/Unk = 0%	FTE Male = 0% Female = 100% Oth/Unk = 0%	FTE Male = 53.8% Female = 46.2% Oth/Unk = 0%	FTE Male = 40% Female = 60% Oth/Unk = 0%

Thurrock
GP Workforce Information
Male : Female Ratio

October 2023

GPs in Thurrock Primary Care - Male : Female Ratio

	GP Partners	GP Regular Locums	GP Retainers	GPs in Training Grades	Salaried GPs
	Male HC = 25 FTE = 25	Male HC = 9 FTE = 6	Male HC = 0 FTE = 0	Male HC = 2 FTE = 2	Male HC = 9 FTE = 8
	Female HC = 16 FTE = 15	Female HC = 8 FTE = 5	Female HC = 1 FTE = 1	Female HC = 10 FTE = 9	Female HC = 13 FTE = 8
	Other/Unknown HC = 0 FTE = 0	Other/Unknown HC = 0 FTE = 0	Other/Unknown HC = 0 FTE = 0	Other/Unknown HC = 0 FTE = 0	Other/Unknown HC = 0 FTE = 0
	Head Count Male = 61% Female = 39% Oth/Unk = 0%	Head Count Male = 52.9% Female = 47.1% Oth/Unk = 0%	Head Count Male = 0% Female = 100% Oth/Unk = 0%	Head Count Male = 16.7% Female = 83.3% Oth/Unk = 0%	Head Count Male = 40.9% Female = 59.1% Oth/Unk = 0%
	FTE Male = 63% Female = 37% Oth/Unk = 0%	FTE Male = 54.5% Female = 45.5% Oth/Unk = 0%	FTE Male = 0% Female = 0% Oth/Unk = 0%	FTE Male = 18.2% Female = 81.8% Oth/Unk = 0%	FTE Male = 50% Female = 50% Oth/Unk = 0%





CPR

GP Workforce Information

Male : Female Ratio

October 2023





GPs in CPR Primary Care - Male : Female Ratio

	GP Partners	GP Regular Locums	GP Retainers	GPs in Training Grades	Salaried GPs
	Male HC = 34 FTE = 37	Male HC = 7 FTE = 3	Male HC = 0 FTE = 0	Male HC = 15 FTE = 15	Male HC = 9 FTE = 9
	Female HC = 25 FTE = 23	Female HC = 6 FTE = 3	Female HC = 0 FTE = 0	Female HC = 14 FTE = 14	Female HC = 18 FTE = 13
	Other/Unknown HC = 0 FTE = 0	Other/Unknown HC = 0 FTE = 0	Other/Unknown HC = 0 FTE = 0	Other/Unknown HC = 0 FTE = 0	Other/Unknown HC = 0 FTE = 0
	Head Count Male = 57.6% Female = 42.4% Oth/Unk = 0%	Head Count Male = 53.8% Female = 46.2% Oth/Unk = 0%	Head Count Male = 0% Female = 0% Oth/Unk = 0%	Head Count Male = 51.7% Female = 48.3% Oth/Unk = 0%	Head Count Male = 33.3% Female = 66.7% Oth/Unk = 0%
	FTE Male = 61.7% Female = 38.3% Oth/Unk = 0%	FTE Male = 50% Female = 50% Oth/Unk = 0%	FTE Male = 0% Female = 0% Oth/Unk = 0%	FTE Male = 51.7% Female = 48.3% Oth/Unk = 0%	FTE Male = 40.9% Female = 59.1% Oth/Unk = 0%

Southend
GP Workforce Information
Male : Female Ratio

October 2023

GPs in Southend Primary Care - Male : Female Ratio

	GP Partners	GP Regular Locums	GP Retainers	GPs in Training Grades	Salaried GPs
	Male HC = 32 FTE = 32	Male HC = 11 FTE = 4	Male HC = 0 FTE = 0	Male HC = 6 FTE = 6	Male HC = 14 FTE = 10
	Female HC = 15 FTE = 11	Female HC = 11 FTE = 4	Female HC = 1 FTE = 0	Female HC = 17 FTE = 16	Female HC = 29 FTE = 17
	Other/Unknown HC = 3 FTE = 3	Other/Unknown HC = 2 FTE = 1	Other/Unknown HC = 0 FTE = 0	Other/Unknown HC = 0 FTE = 0	Other/Unknown HC = 2 FTE = 1
	Head Count Male = 64% Female = 28.8% Oth/Unk = 7.2%	Head Count Male = 45.8% Female = 45.8% Oth/Unk = 8.4%	Head Count Male = 0% Female = 100% Oth/Unk = 0%	Head Count Male = 26.1% Female = 73.9% Oth/Unk = 0%	Head Count Male = 31.1% Female = 64.4% Oth/Unk = 4.5%
	FTE Male = 70.2% Female = 23.4% Oth/Unk = 6.4%	FTE Male = 50% Female = 37.5% Oth/Unk = 12.5%	FTE Male = 0% Female = 0% Oth/Unk = 0%	FTE Male = 27.3% Female = 72.7% Oth/Unk = 0%	FTE Male = 35.7% Female = 60.7% Oth/Unk = 3.6%