

Essex  
GP Practices  
Workforce Information

**November 2023**

# Index

3	Summary
4	Essex Overall
11	North East Essex
18	West Essex
25	Mid Essex
32	Basildon & Brentwood
39	Thurrock
46	Castle Point & Rochford
53	Southend

# Summary

- The first part of this report presents data for GPs, Nurses, Direct Patient Care and Admin/Non-Clinical staff working in Primary Care in Essex
- It is a snapshot of the Essex Primary Care workforce for November 2023
- Full Time Equivalent (FTE) is a standardised measure, 1.0 FTE equates to full-time work of 37.5 hours per week
- Headcount is the number of people working in a role
- NHS Digital is the source of the information

# Essex GP Practices Workforce Information

**November 2023**

# Essex Workforce Roles in Primary Care – Headcount and FTE



Doctors

GP Partners: <b>HC = 547</b> <b>FTE = 511</b>	GP Regular Locums: <b>HC = 85</b> <b>FTE = 40</b>	GP Retainers: <b>HC = 11</b> <b>FTE = 5</b>	GPs in Training Grades: <b>HC = 256</b> <b>FTE = 246</b>	Salaried GPs: <b>HC = 355</b> <b>FTE = 226</b>
---	---	---	---	--

**Key**  
 HC = Head Count  
 FTE = Full-Time Equivalent



Nurses

Advanced Nurse Practitioners: <b>HC = 212</b> <b>FTE = 163</b>	Extended Role Practice Nurses: <b>HC = 16</b> <b>FTE = 11</b>	Nurse Dispensers: <b>HC = 3</b> <b>FTE = 2</b>	Nurse Specialists: <b>HC = 13</b> <b>FTE = 9</b>	Nursing Partners: <b>HC = 1</b> <b>FTE = 1</b>	Other Nurses: <b>HC = 9</b> <b>FTE = 6</b>	Practice Nurses: <b>HC = 491</b> <b>FTE = 328</b>	Trainee Nurses: <b>HC = 4</b> <b>FTE = 3</b>
--	---	--	--	--	--	---	--



Direct Patient Care

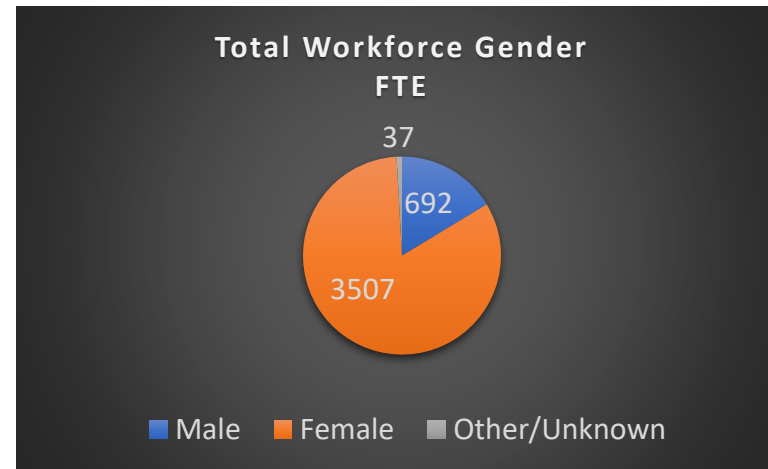
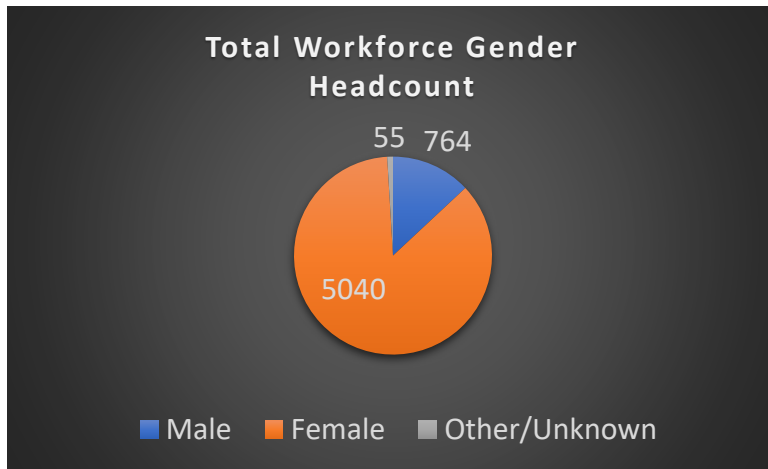
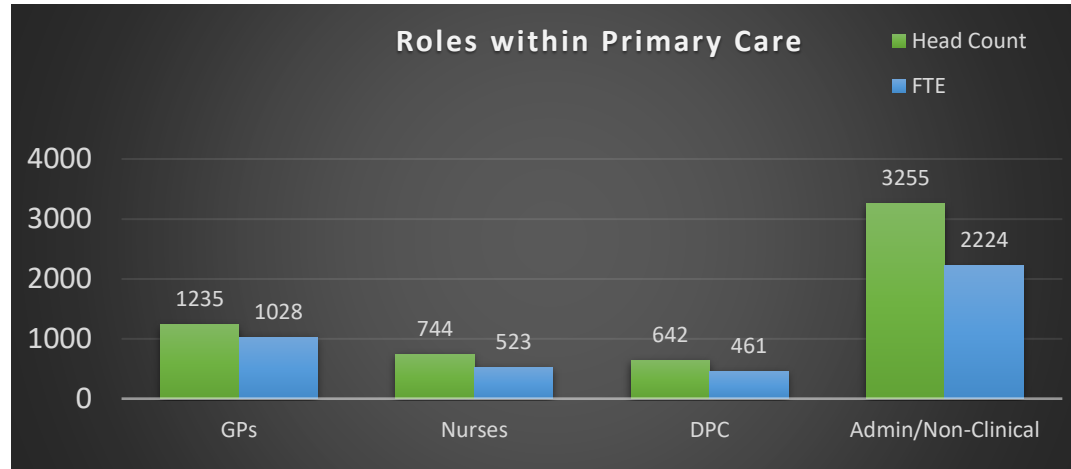
Advanced Paramedic Practitioners: <b>HC = 12</b> <b>FTE = 11</b>	Advanced Pharmacist Practitioners: <b>HC = 13</b> <b>FTE = 10</b>	Advanced Physiotherapist Practitioners: <b>HC = 1</b> <b>FTE = 1</b>	Apprentices: <b>HC = 2</b> <b>FTE = 2</b>	Dispensers: <b>HC = 137</b> <b>FTE = 100</b>	General Practice Assistants: <b>HC = 4</b> <b>FTE = 3</b>	Health Support Workers: <b>HC = 4</b> <b>FTE = 3</b>
Health Care Assistants: <b>HC = 283</b> <b>FTE = 194</b>	IAPT Staff: <b>HC = 0</b> <b>FTE = 0</b>	Nursing Associates: <b>HC = 7</b> <b>FTE = 4</b>	Other Direct Patient Care: <b>HC = 15</b> <b>FTE = 8</b>	Paramedics: <b>HC = 32</b> <b>FTE = 29</b>	Pharmacists: <b>HC = 67</b> <b>FTE = 49</b>	Pharmacy Technicians: <b>HC = 6</b> <b>FTE = 4</b>
Phlebotomists: <b>HC = 29</b> <b>FTE = 18</b>	Physician Associates: <b>HC = 22</b> <b>FTE = 19</b>	Physiotherapists: <b>HC = 4</b> <b>FTE = 4</b>	Podiatrists: <b>HC = 1</b> <b>FTE = 1</b>	Social Prescribing Link Workers: <b>HC = 3</b> <b>FTE = 2</b>	Therapists: <b>HC = 0</b> <b>FTE = 0</b>	Trainee Nursing Associates: <b>HC = 1</b> <b>FTE = 1</b>



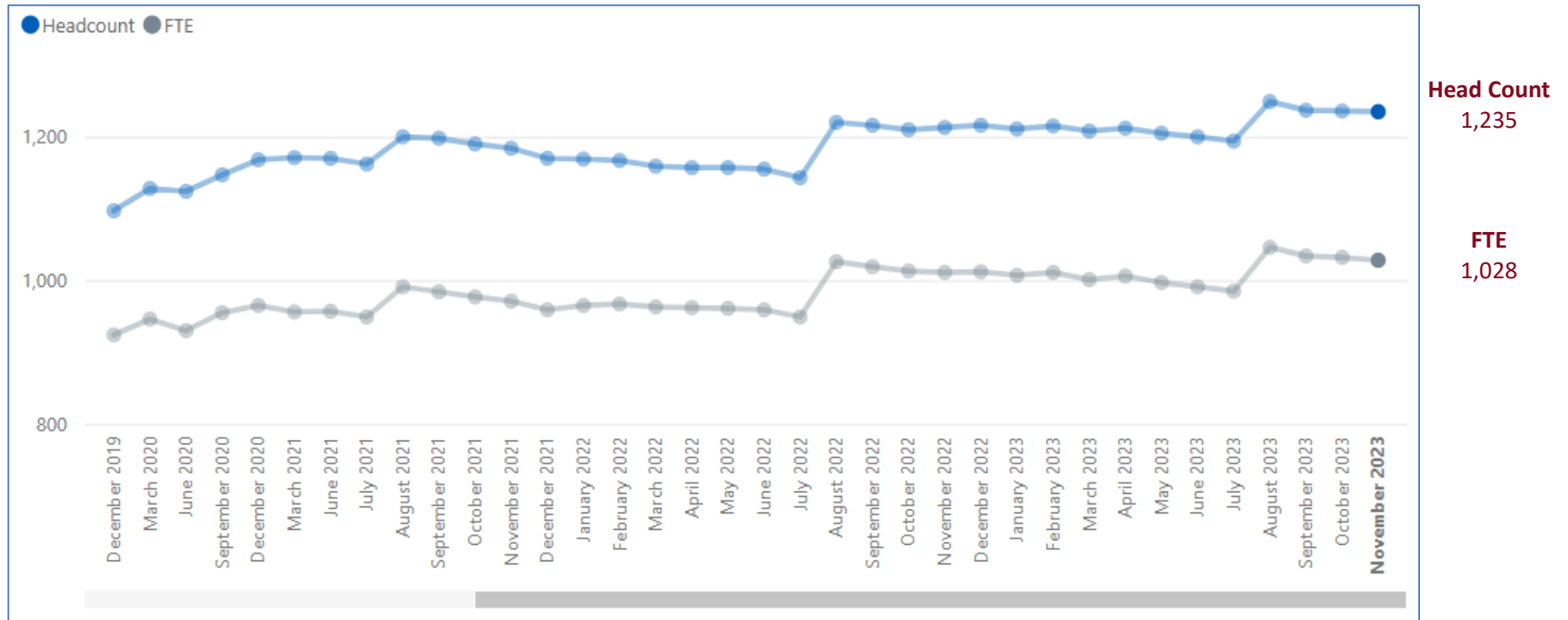
Administration

Apprentices: <b>HC = 13</b> <b>FTE = 12</b>	Digital Transformation Leads: <b>HC = 1</b> <b>FTE = 0</b>	Estates & Ancillary: <b>HC = 22</b> <b>FTE = 9</b>	Management Partners: <b>HC = 13</b> <b>FTE = 12</b>	Managers: <b>HC = 318</b> <b>FTE = 281</b>	Medical Secretaries: <b>HC = 317</b> <b>FTE = 220</b>	Other Admin/Non-clinical: <b>HC = 726</b> <b>FTE = 494</b>	Receptionists: <b>HC = 1853</b> <b>FTE = 1190</b>	Telephonists: <b>HC = 11</b> <b>FTE = 7</b>
---	--	--	---	--	---	--	---	---

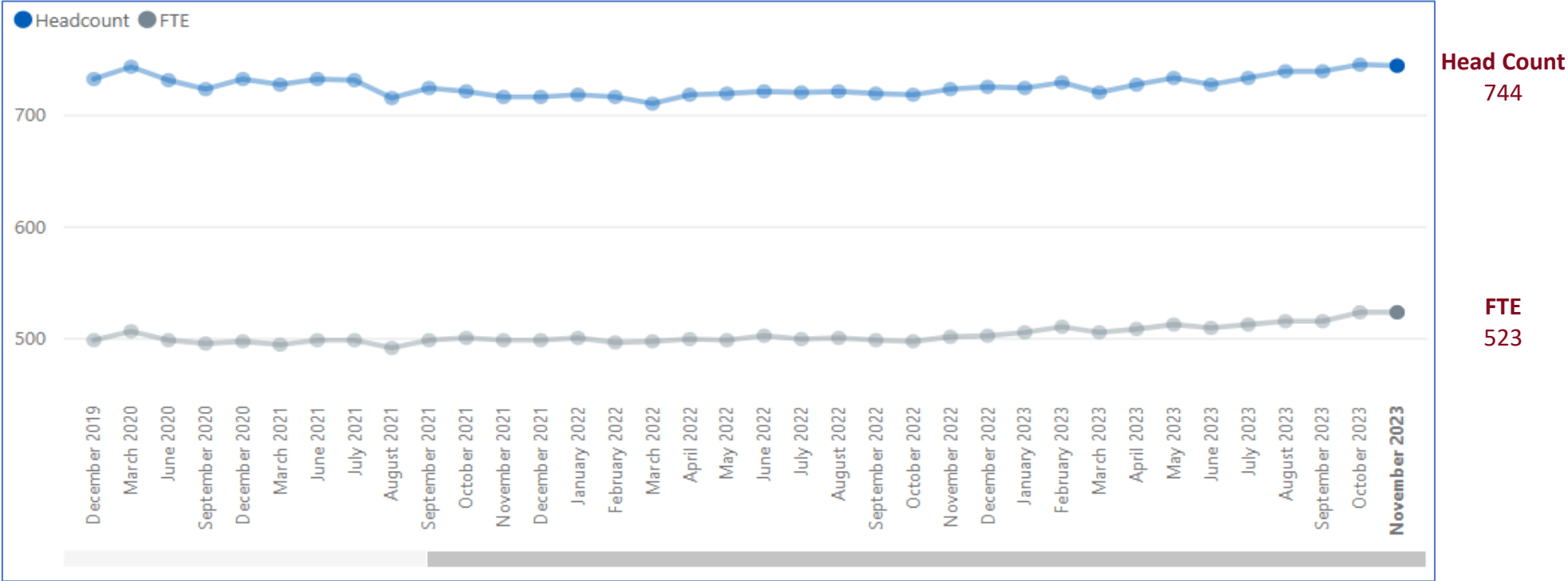
# Essex Demographics – Headcount and FTE



# Essex GP Trends – Headcount and FTE

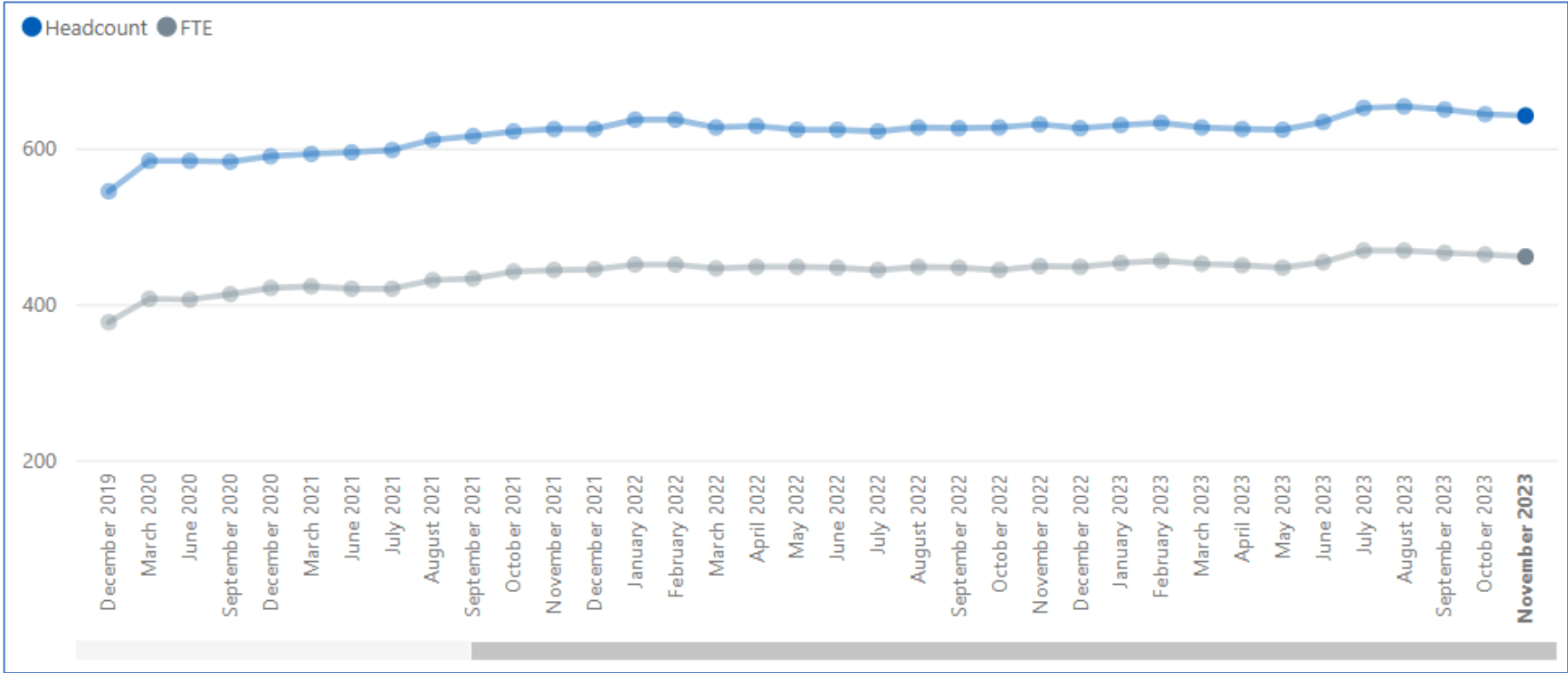


# Nurses Trends – Headcount and FTE





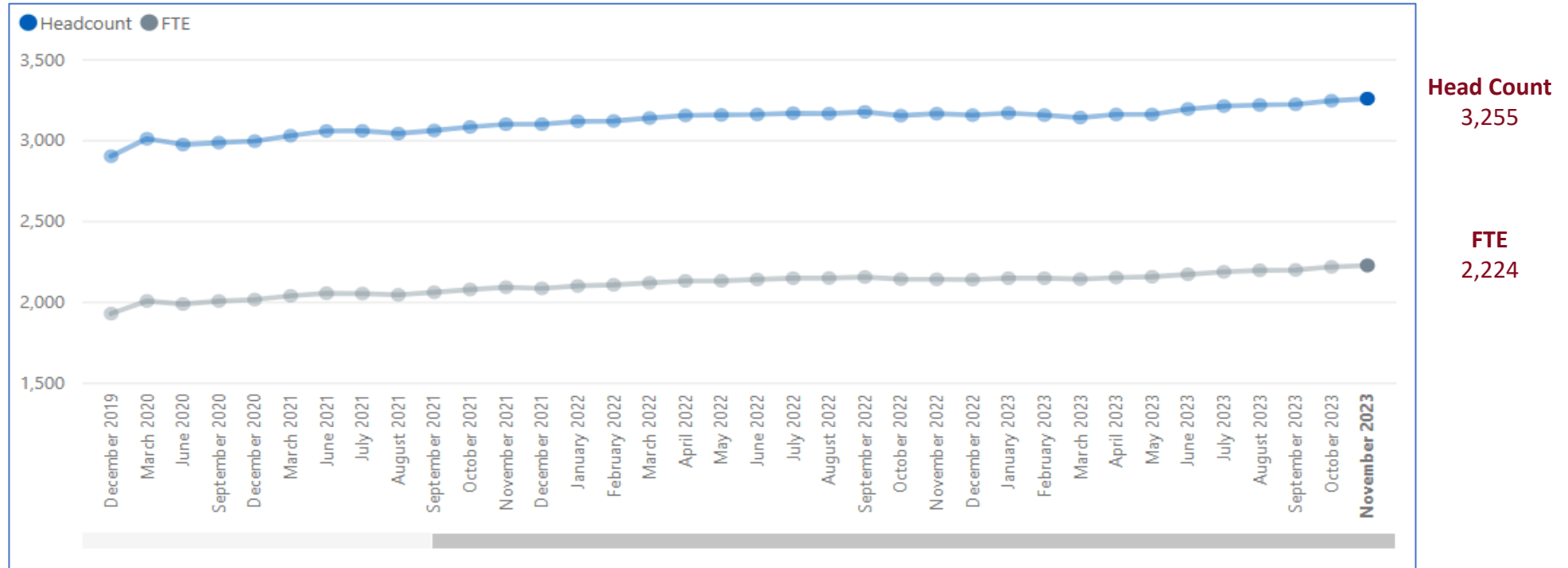
# Direct Patient Care Trends – Headcount and FTE



Head Count  
642

FTE  
461

# Administration/Non-Clinical Trends – Headcount and FTE



# North East Essex GP Practices Workforce Information

November 2023

# North East Essex Workforce Roles in Primary Care – Headcount and FTE



Doctors

GP Partners: <b>HC = 98</b> <b>FTE = 91</b>	GP Regular Locums: <b>HC = 4</b> <b>FTE = 1</b>	GP Retainers: <b>HC = 2</b> <b>FTE = 1</b>	GPs in Training Grades: <b>HC = 43</b> <b>FTE = 40</b>	Salaried GPs: <b>HC = 63</b> <b>FTE = 44</b>
---	---	--	---	--

**Key**  
 HC = Head Count  
 FTE = Full-Time Equivalent



Nurses

Advanced Nurse Practitioners: <b>HC = 69</b> <b>FTE = 55</b>	Extended Role Practice Nurses: <b>HC = 8</b> <b>FTE = 5</b>	Nurse Dispensers: <b>HC = 1</b> <b>FTE = 1</b>	Nurse Specialists: <b>HC = 9</b> <b>FTE = 7</b>	Nursing Partners: <b>HC = 0</b> <b>FTE = 0</b>	Other Nurses: <b>HC = 3</b> <b>FTE = 2</b>	Practice Nurses: <b>HC = 102</b> <b>FTE = 75</b>	Trainee Nurses: <b>HC = 0</b> <b>FTE = 0</b>
--	---	--	---	--	--	--	--



Direct Patient Care

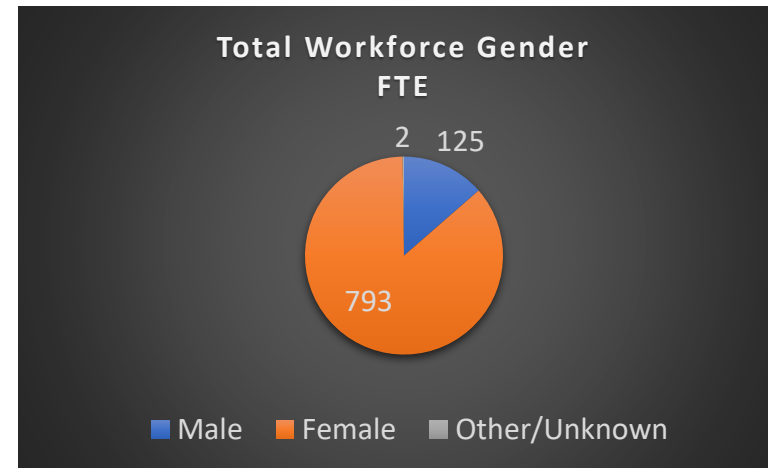
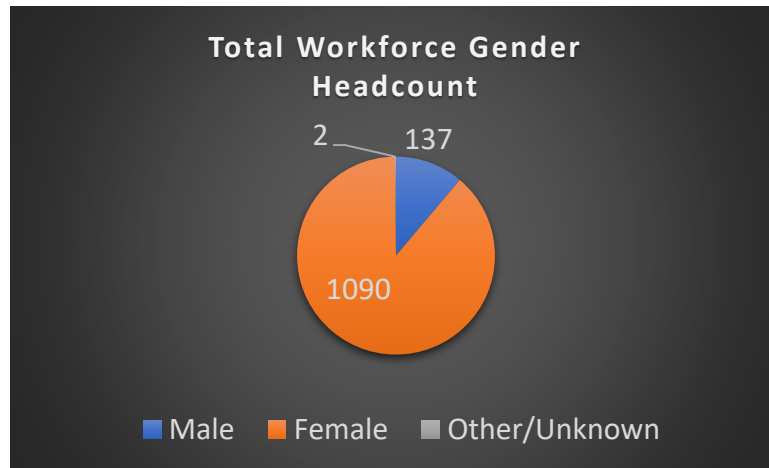
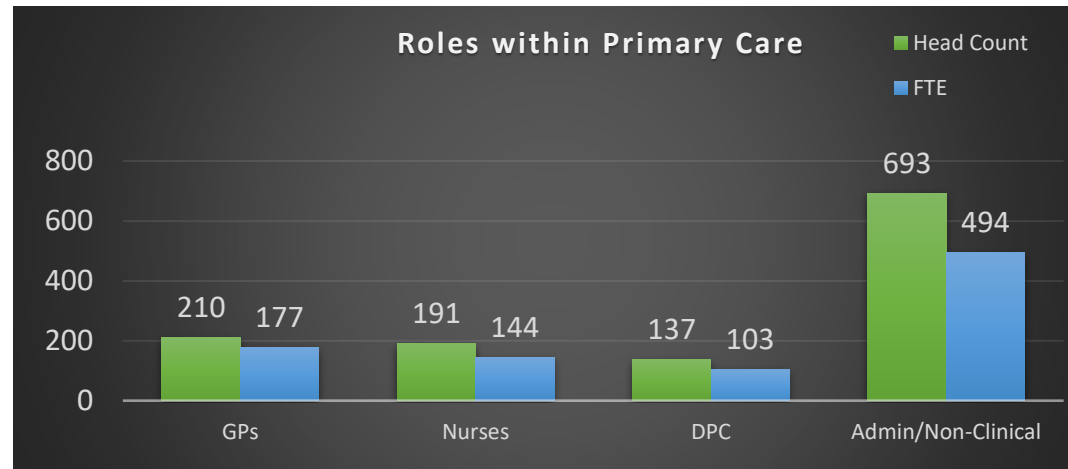
Advanced Paramedic Practitioners: <b>HC = 4</b> <b>FTE = 3</b>	Advanced Pharmacist Practitioners: <b>HC = 0</b> <b>FTE = 0</b>	Advanced Physiotherapist Practitioners: <b>HC = 0</b> <b>FTE = 0</b>	Apprentices: <b>HC = 0</b> <b>FTE = 0</b>	Dispensers: <b>HC = 17</b> <b>FTE = 12</b>	General Practice Assistants: <b>HC = 0</b> <b>FTE = 0</b>	Health Support Workers: <b>HC = 1</b> <b>FTE = 0</b>
Health Care Assistants: <b>HC = 73</b> <b>FTE = 55</b>	IAPT Staff: <b>HC = 0</b> <b>FTE = 0</b>	Nursing Associates: <b>HC = 2</b> <b>FTE = 1</b>	Other Direct Patient Care: <b>HC = 2</b> <b>FTE = 1</b>	Paramedics: <b>HC = 13</b> <b>FTE = 12</b>	Pharmacists: <b>HC = 9</b> <b>FTE = 7</b>	Pharmacy Technicians: <b>HC = 3</b> <b>FTE = 2</b>
Phlebotomists: <b>HC = 13</b> <b>FTE = 9</b>	Physician Associates: <b>HC = 0</b> <b>FTE = 0</b>	Physiotherapists: <b>HC = 0</b> <b>FTE = 0</b>	Social Prescribing Link Workers: <b>HC = 0</b> <b>FTE = 0</b>	Therapists: <b>HC = 0</b> <b>FTE = 0</b>		



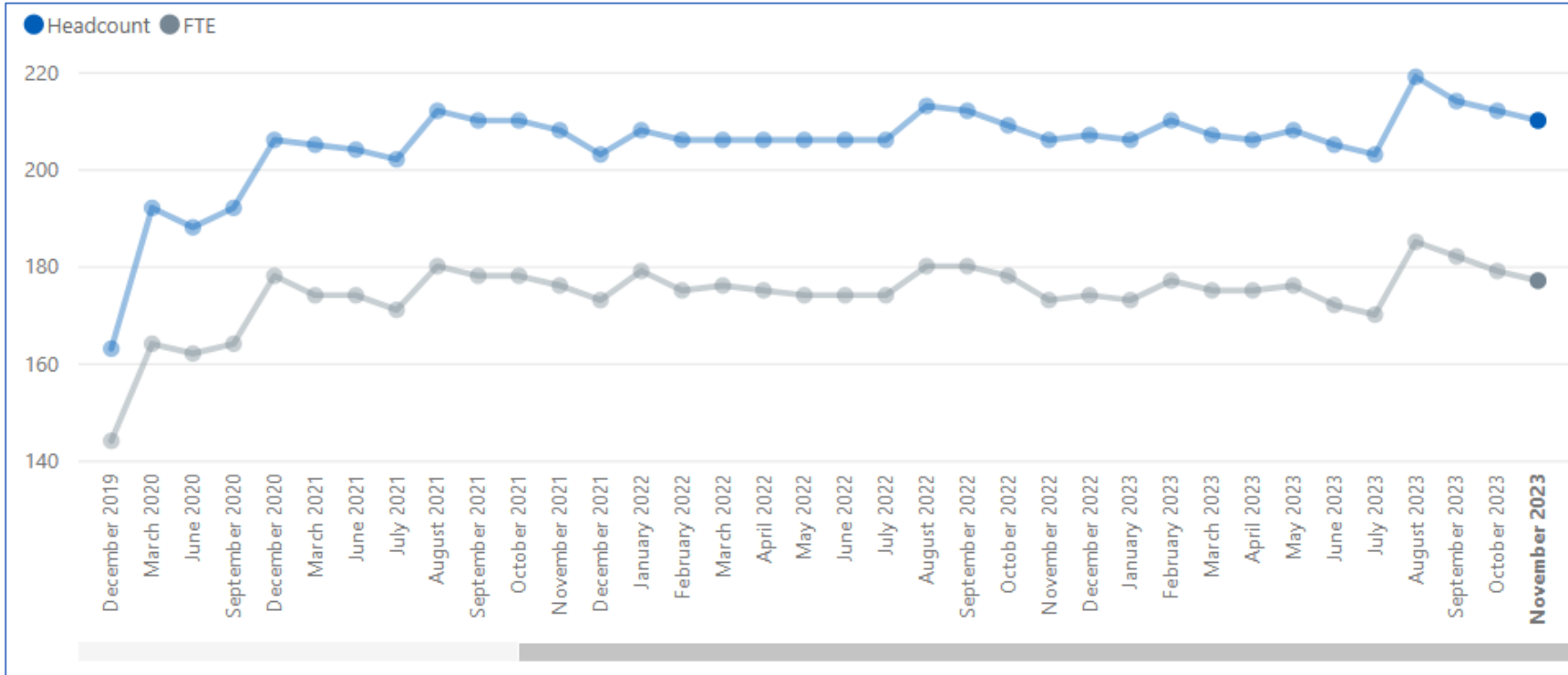
Administration

Apprentices: <b>HC = 7</b> <b>FTE = 7</b>	Estates & Ancillary: <b>HC = 4</b> <b>FTE = 2</b>	Management Partners: <b>HC = 1</b> <b>FTE = 1</b>	Managers: <b>HC = 69</b> <b>FTE = 62</b>	Medical Secretaries: <b>HC = 67</b> <b>FTE = 50</b>	Other Admin/Non-clinical: <b>HC = 193</b> <b>FTE = 128</b>	Receptionists: <b>HC = 351</b> <b>FTE = 241</b>	Telephonists: <b>HC = 6</b> <b>FTE = 4</b>
---	---	---	--	---	--	---	--

# North East Essex Demographics – Headcount and FTE



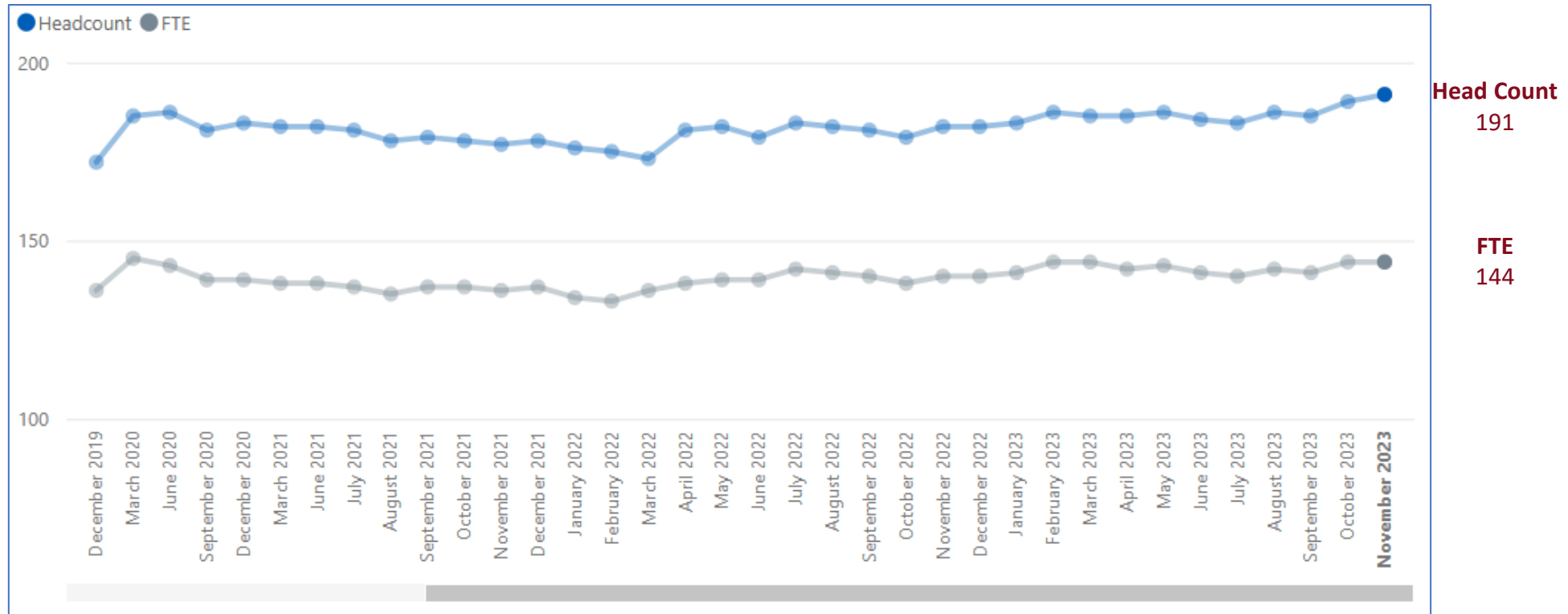
# North East Essex GP Trends – Headcount and FTE



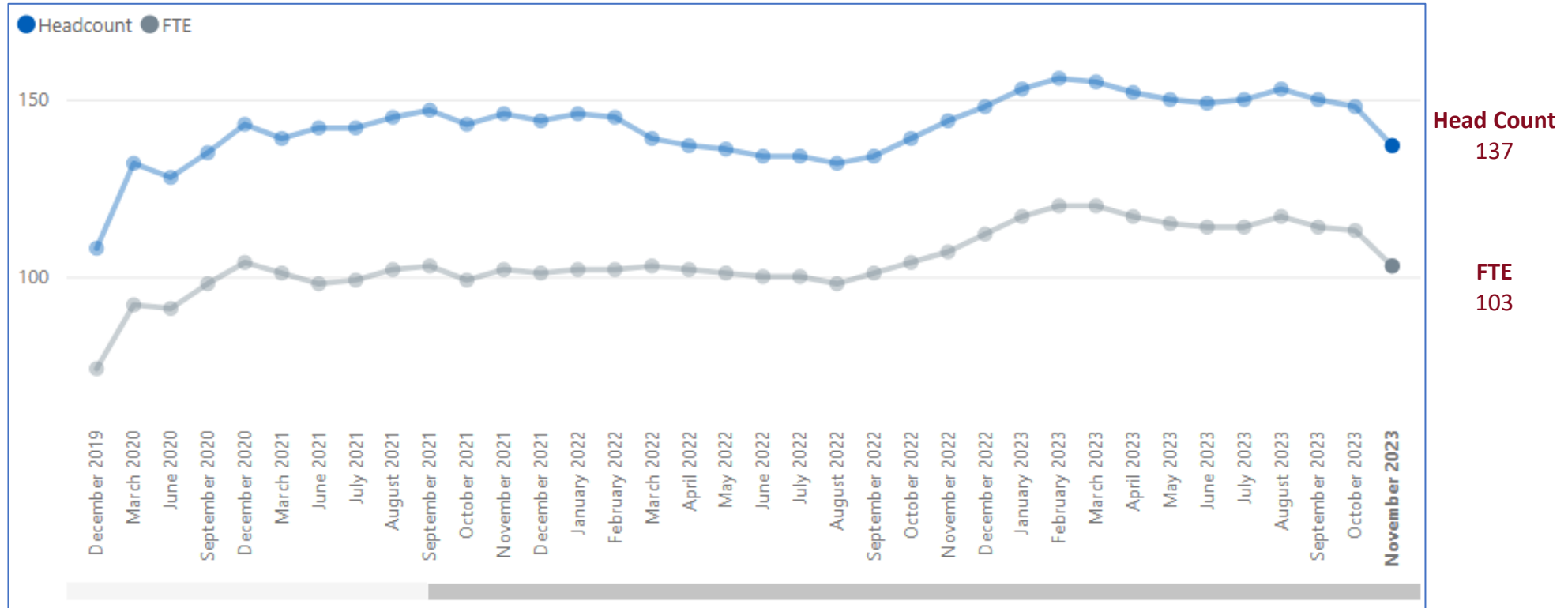
Head Count  
210

FTE  
177

# North East Essex Nurses Trends – Headcount and FTE

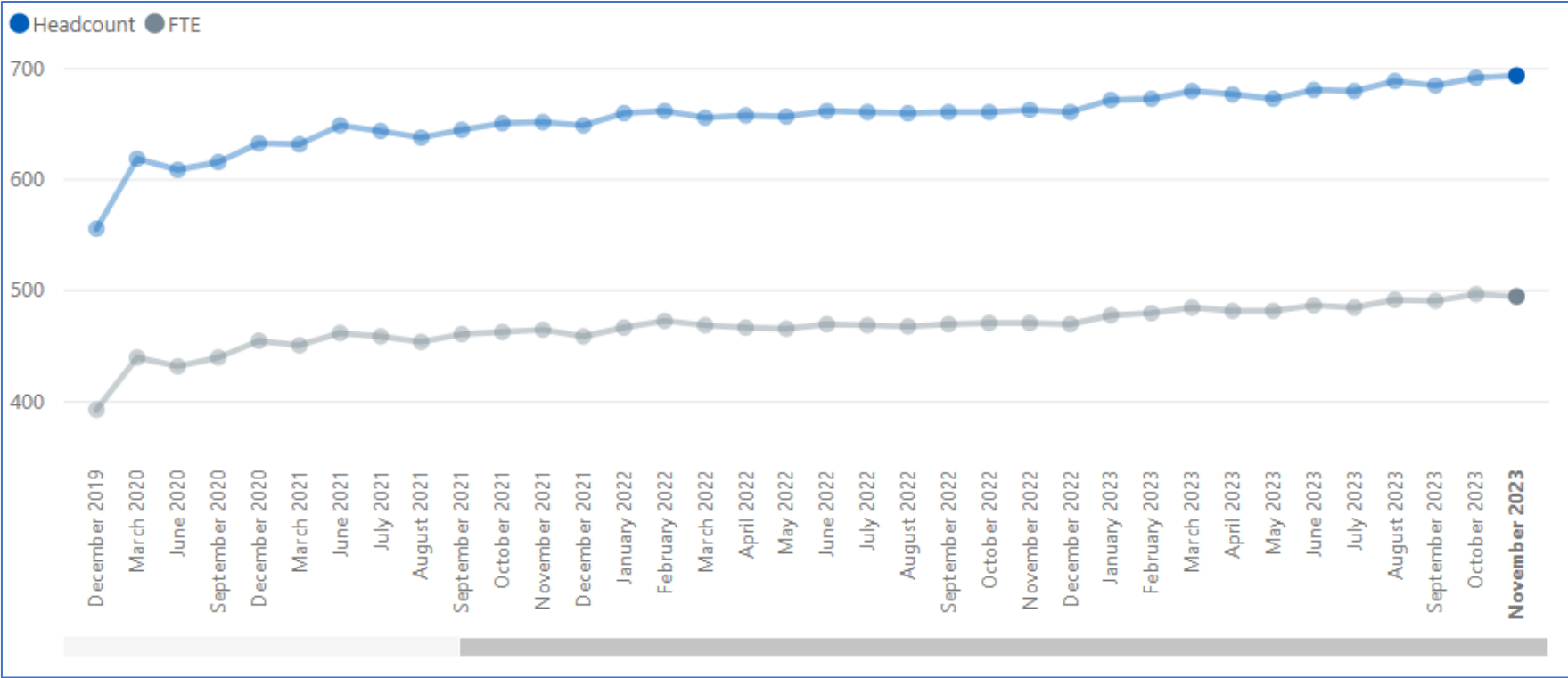


# North East Essex Direct Patient Care Trends – Headcount and FTE





# North East Essex Administration/Non-Clinical Trends – Headcount and FTE



Head Count  
693

FTE  
494

# West Essex GP Practices Workforce Information

**November 2023**

# West Essex Workforce Roles in Primary Care – Headcount and FTE



Doctors

GP Partners: <b>HC = 92</b> <b>FTE = 79</b>	GP Regular Locums: <b>HC = 15</b> <b>FTE = 7</b>	GP Retainers: <b>HC = 5</b> <b>FTE = 2</b>	GPs in Training Grades: <b>HC = 69</b> <b>FTE = 65</b>	Salaried GPs: <b>HC = 71</b> <b>FTE = 40</b>
---	--	--	---	--

**Key**  
 HC = Head Count  
 FTE = Full-Time Equivalent



Nurses

Advanced Nurse Practitioners: <b>HC = 26</b> <b>FTE = 19</b>	Extended Role Practice Nurses: <b>HC = 0</b> <b>FTE = 0</b>	Nurse Dispensers: <b>HC = 0</b> <b>FTE = 0</b>	Nurse Specialists: <b>HC = 1</b> <b>FTE = 0</b>	Nursing Partners: <b>HC = 1</b> <b>FTE = 1</b>	Other Nurses: <b>HC = 0</b> <b>FTE = 0</b>	Practice Nurses: <b>HC = 68</b> <b>FTE = 49</b>	Trainee Nurses: <b>HC = 0</b> <b>FTE = 0</b>
--	---	--	---	--	--	---	--



Direct Patient Care

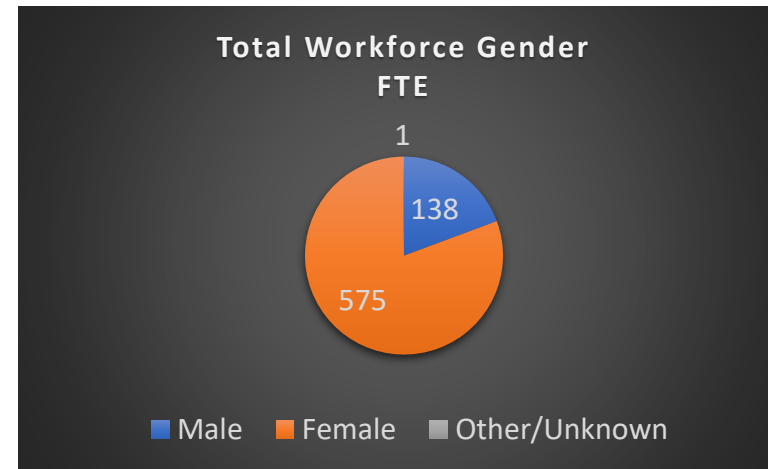
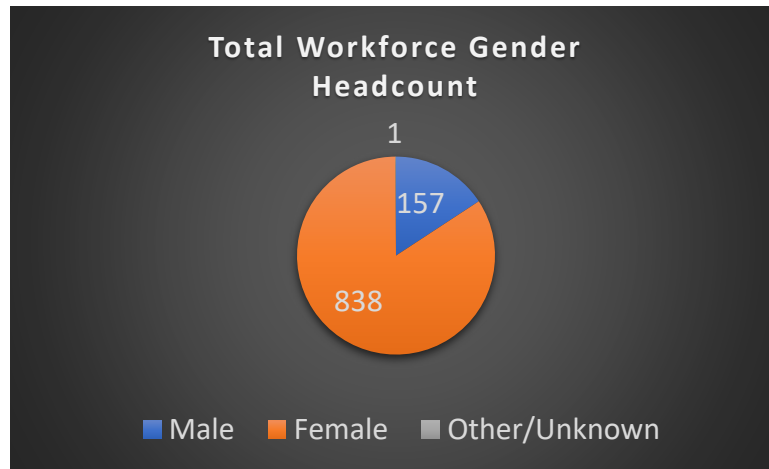
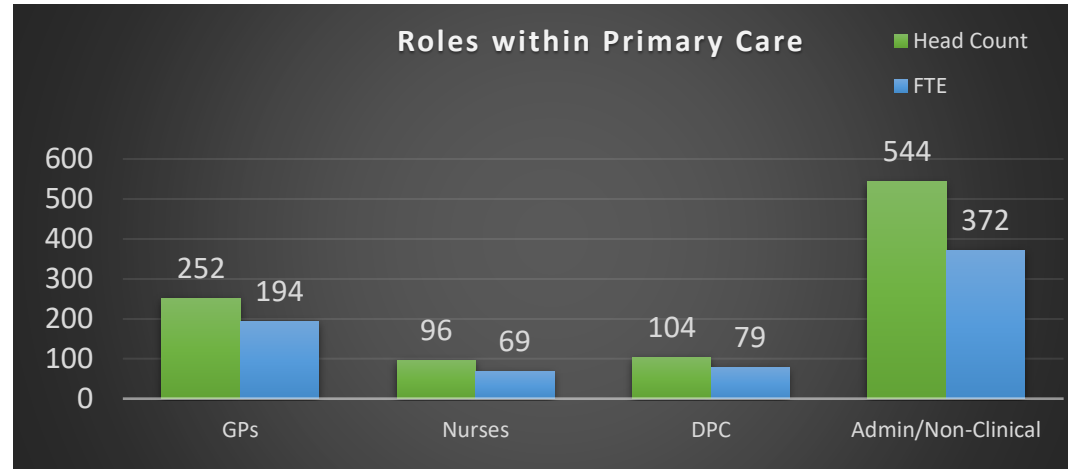
Advanced Paramedic Practitioners: <b>HC = 3</b> <b>FTE = 3</b>	Advanced Pharmacist Practitioners: <b>HC = 2</b> <b>FTE = 2</b>	Advanced Physiotherapist Practitioners: <b>HC = 0</b> <b>FTE = 0</b>	Apprentices: <b>HC = 0</b> <b>FTE = 0</b>	Dispensers: <b>HC = 29</b> <b>FTE = 22</b>	General Practice Assistants: <b>HC = 1</b> <b>FTE = 1</b>	Health Support Workers: <b>HC = 1</b> <b>FTE = 1</b>
Health Care Assistants: <b>HC = 53</b> <b>FTE = 37</b>	Nursing Associates: <b>HC = 0</b> <b>FTE = 0</b>	Other Direct Patient Care: <b>HC = 1</b> <b>FTE = 1</b>	Paramedics: <b>HC = 4</b> <b>FTE = 4</b>	Pharmacists: <b>HC = 7</b> <b>FTE = 4</b>	Pharmacy Technicians: <b>HC = 0</b> <b>FTE = 0</b>	Phlebotomists: <b>HC = 1</b> <b>FTE = 1</b>
Physician Associates: <b>HC = 0</b> <b>FTE = 0</b>	Physiotherapists: <b>HC = 0</b> <b>FTE = 0</b>	Social Prescribing Link Workers: <b>HC = 2</b> <b>FTE = 2</b>	Therapists: <b>HC = 0</b> <b>FTE = 0</b>			



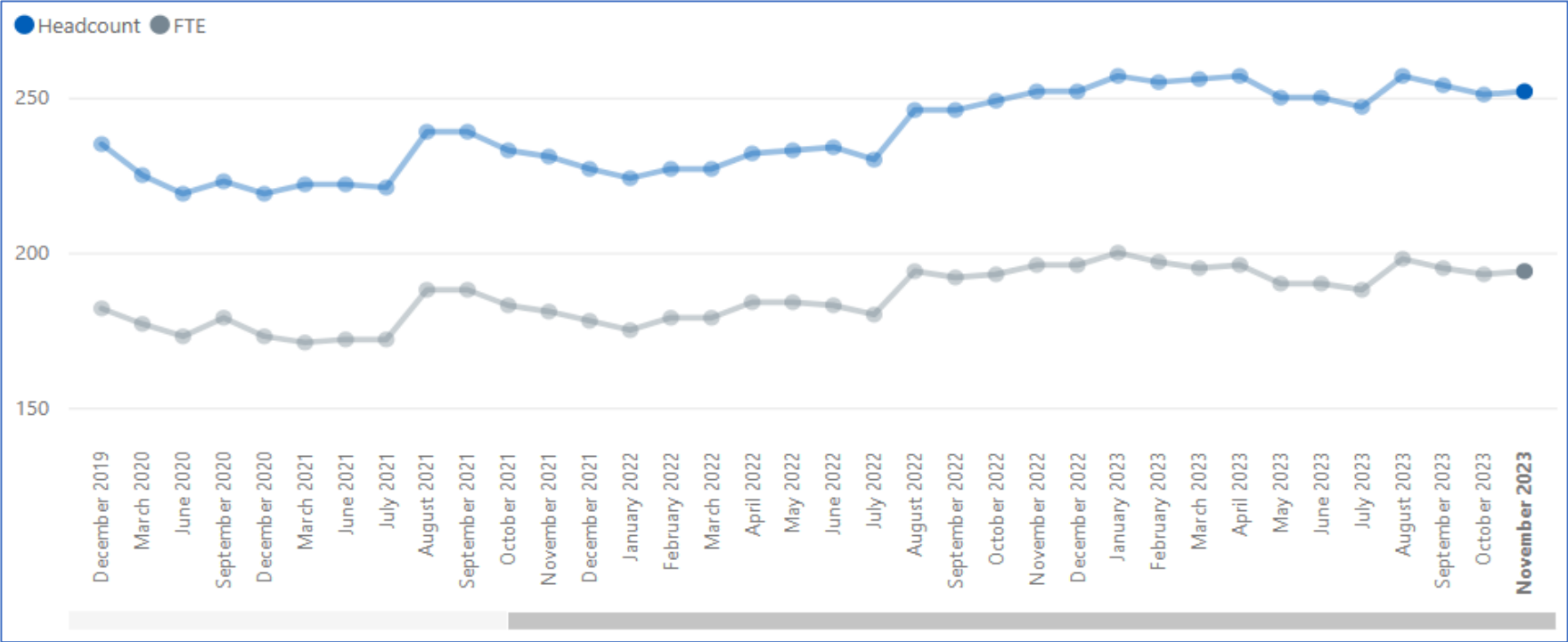
Administration

Apprentices: <b>HC = 0</b> <b>FTE = 0</b>	Estates & Ancillary: <b>HC = 2</b> <b>FTE = 1</b>	Management Partners: <b>HC = 1</b> <b>FTE = 1</b>	Managers: <b>HC = 51</b> <b>FTE = 44</b>	Medical Secretaries: <b>HC = 52</b> <b>FTE = 36</b>	Other Admin/Non-clinical: <b>HC = 134</b> <b>FTE = 96</b>	Receptionists: <b>HC = 303</b> <b>FTE = 195</b>	Telephonists: <b>HC = 1</b> <b>FTE = 1</b>
---	---	---	--	---	---	---	--

# West Essex Demographics – Headcount and FTE



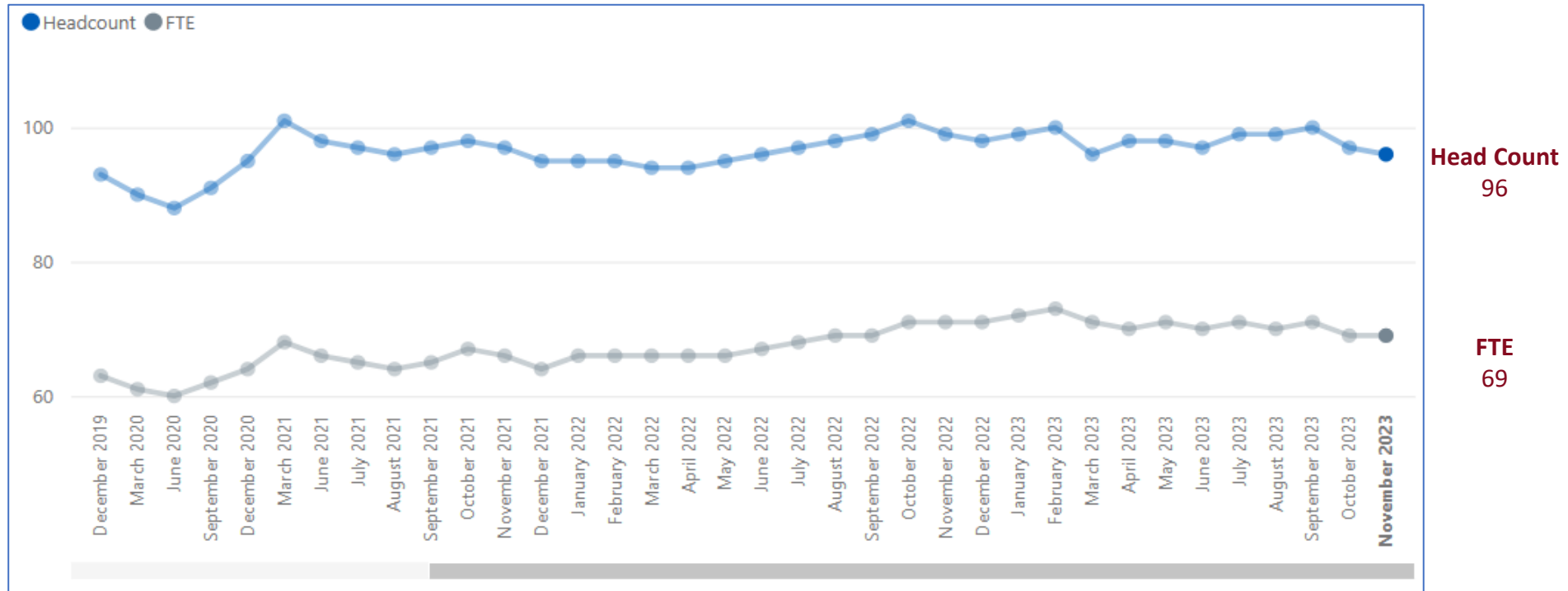
# West Essex GP Trends – Headcount and FTE



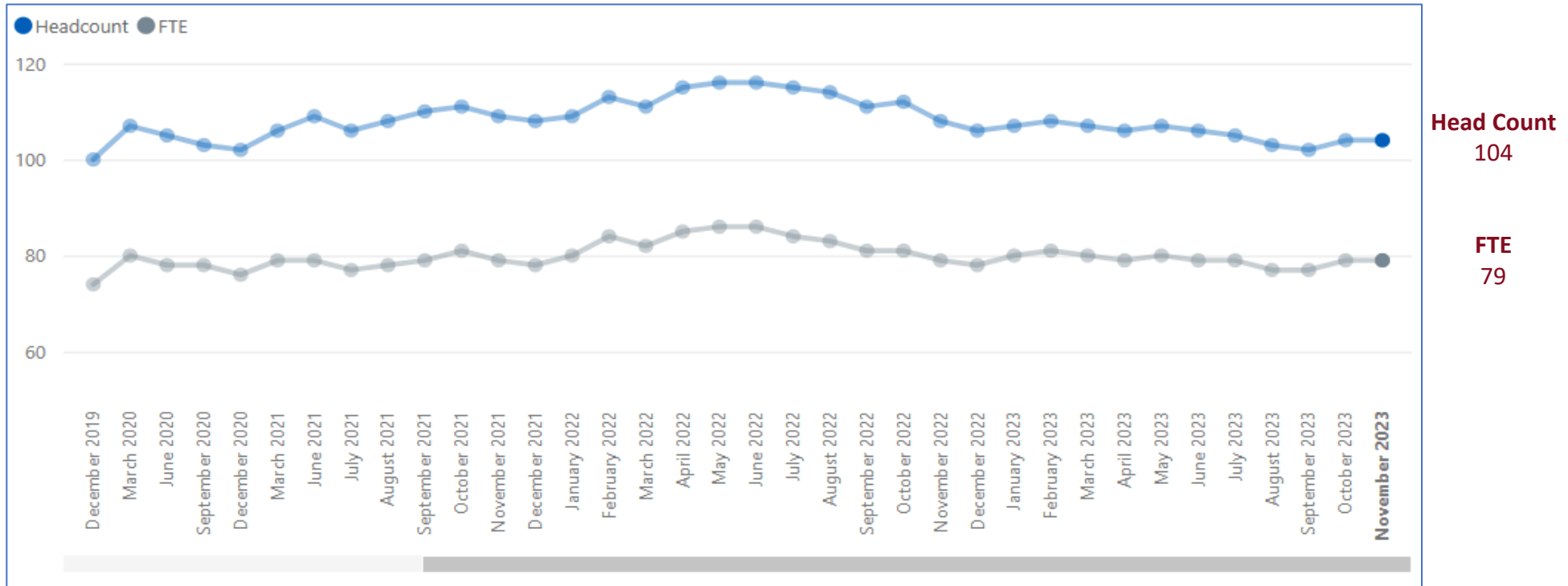
Head Count  
252

FTE  
194

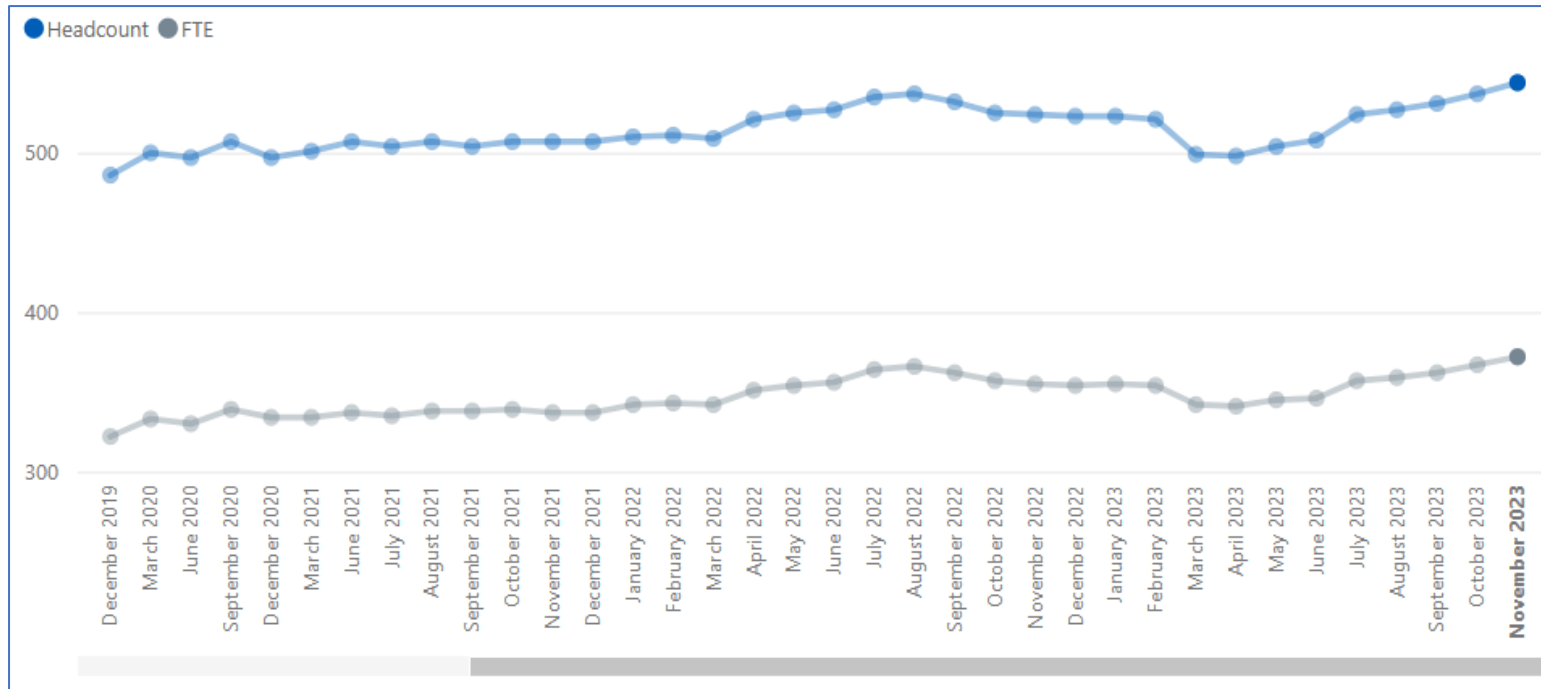
# West Essex Nurses Trends – Headcount and FTE



# West Essex Direct Patient Care Trends – Headcount and FTE



# West Essex Administration/Non-Clinical Trends – Headcount and FTE



**Head Count**  
544

**FTE**  
372



# Mid Essex GP Practices Workforce Information

November 2023

# Mid Essex Workforce Roles in Primary Care – Headcount and FTE



Doctors

GP Partners: <b>HC = 114</b> <b>FTE = 112</b>	GP Regular Locums: <b>HC = 4</b> <b>FTE = 2</b>	GP Retainers: <b>HC = 1</b> <b>FTE = 0</b>	GPs in Training Grades: <b>HC = 55</b> <b>FTE = 54</b>	Salaried GPs: <b>HC = 97</b> <b>FTE = 57</b>
---	---	--	---	---

Key  
 HC = Head Count  
 FTE = Full-Time Equivalent



Nurses

Advanced Nurse Practitioners: <b>HC = 46</b> <b>FTE = 35</b>	Extended Role Practice Nurses: <b>HC = 2</b> <b>FTE = 2</b>	Nurse Dispensers: <b>HC = 1</b> <b>FTE = 1</b>	Nurse Specialists: <b>HC = 0</b> <b>FTE = 0</b>	Nursing Partners: <b>HC = 0</b> <b>FTE = 0</b>	Other Nurses: <b>HC = 2</b> <b>FTE = 1</b>	Practice Nurses: <b>HC = 122</b> <b>FTE = 79</b>	Trainee Nurses: <b>HC = 1</b> <b>FTE = 1</b>
---	--	---	--	---	---	---	---



Direct Patient Care

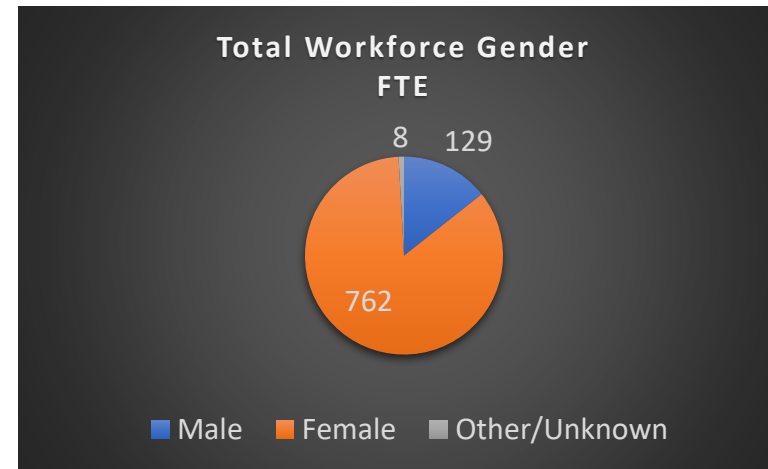
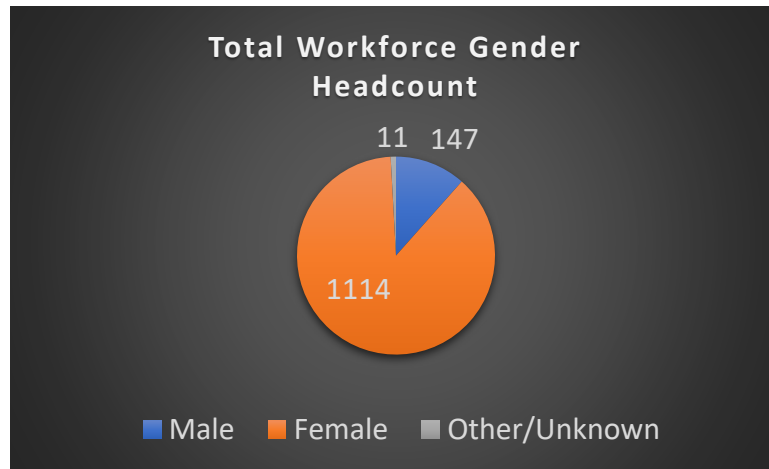
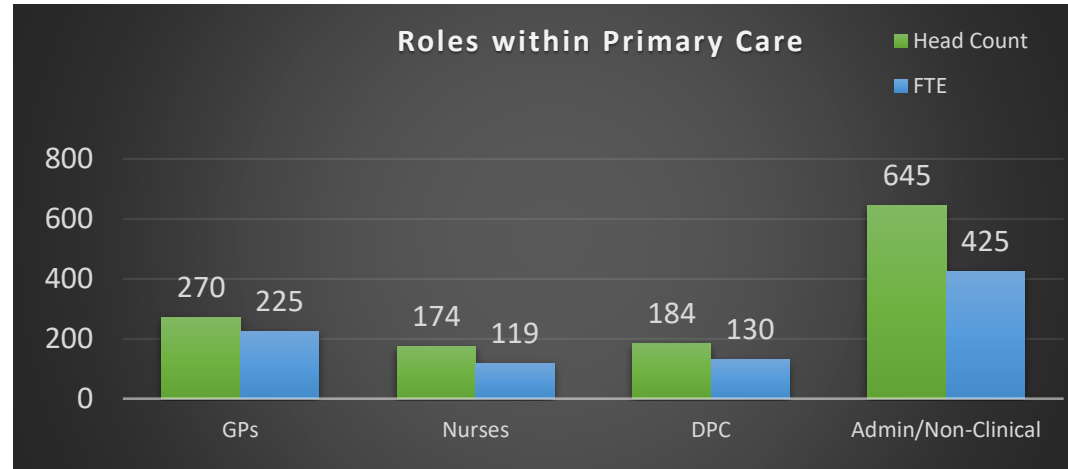
Advanced Paramedic Practitioners: <b>HC = 4</b> <b>FTE = 4</b>	Advanced Pharmacist Practitioners: <b>HC = 6</b> <b>FTE = 5</b>	Advanced Physiotherapist Practitioners: <b>HC = 1</b> <b>FTE = 1</b>	Apprentices: <b>HC = 0</b> <b>FTE = 0</b>	Dispensers: <b>HC = 76</b> <b>FTE = 55</b>	General Practice Assistants: <b>HC = 1</b> <b>FTE = 1</b>	Health Support Workers: <b>HC = 0</b> <b>FTE = 0</b>
Health Care Assistants: <b>HC = 57</b> <b>FTE = 38</b>	Nursing Associates: <b>HC = 0</b> <b>FTE = 0</b>	Other Direct Patient Care: <b>HC = 5</b> <b>FTE = 2</b>	Paramedics: <b>HC = 9</b> <b>FTE = 8</b>	Pharmacists: <b>HC = 15</b> <b>FTE = 10</b>	Pharmacy Technicians: <b>HC = 3</b> <b>FTE = 2</b>	Phlebotomists: <b>HC = 2</b> <b>FTE = 1</b>
Physician Associates: <b>HC = 2</b> <b>FTE = 2</b>	Physiotherapists: <b>HC = 1</b> <b>FTE = 1</b>	Social Prescribing Link Workers: <b>HC = 1</b> <b>FTE = 0</b>	Therapists: <b>HC = 0</b> <b>FTE = 0</b>	Trainee Nursing Associates: <b>HC = 1</b> <b>FTE = 1</b>		



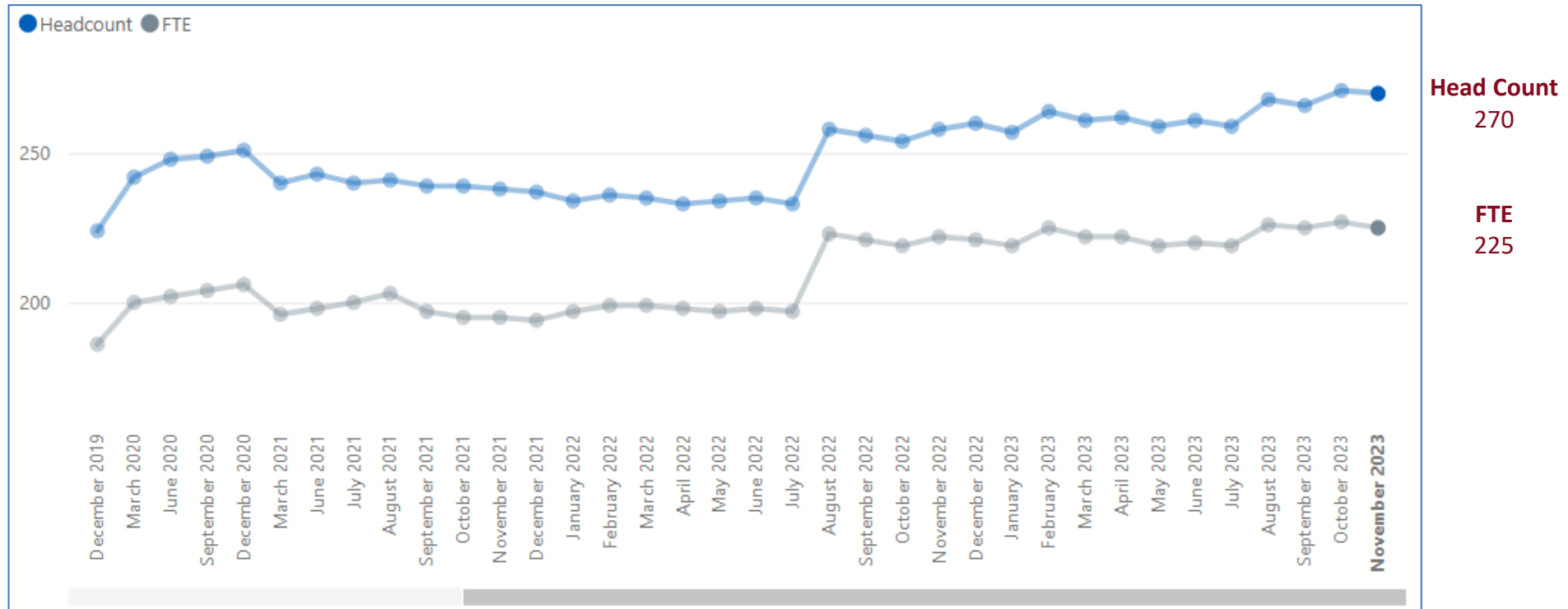
Administration

Apprentices: <b>HC = 2</b> <b>FTE = 2</b>	Estates & Ancillary: <b>HC = 7</b> <b>FTE = 2</b>	Management Partners: <b>HC = 2</b> <b>FTE = 2</b>	Managers: <b>HC = 62</b> <b>FTE = 55</b>	Medical Secretaries: <b>HC = 77</b> <b>FTE = 51</b>	Other Admin/Non- clinical: <b>HC = 180</b> <b>FTE = 118</b>	Receptionists: <b>HC = 318</b> <b>FTE = 196</b>	Telephonists: <b>HC = 1</b> <b>FTE = 1</b>
---	--	--	--	--	--	---	--

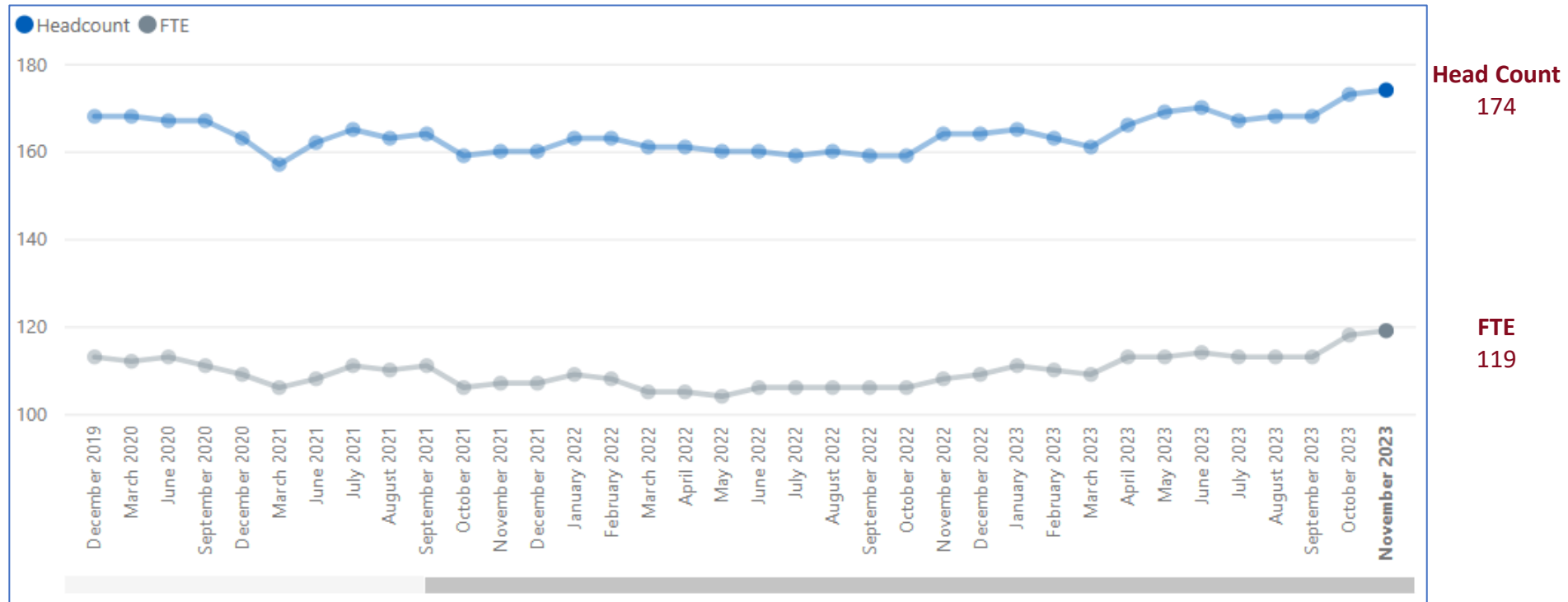
# Mid Essex Demographics – Headcount and FTE



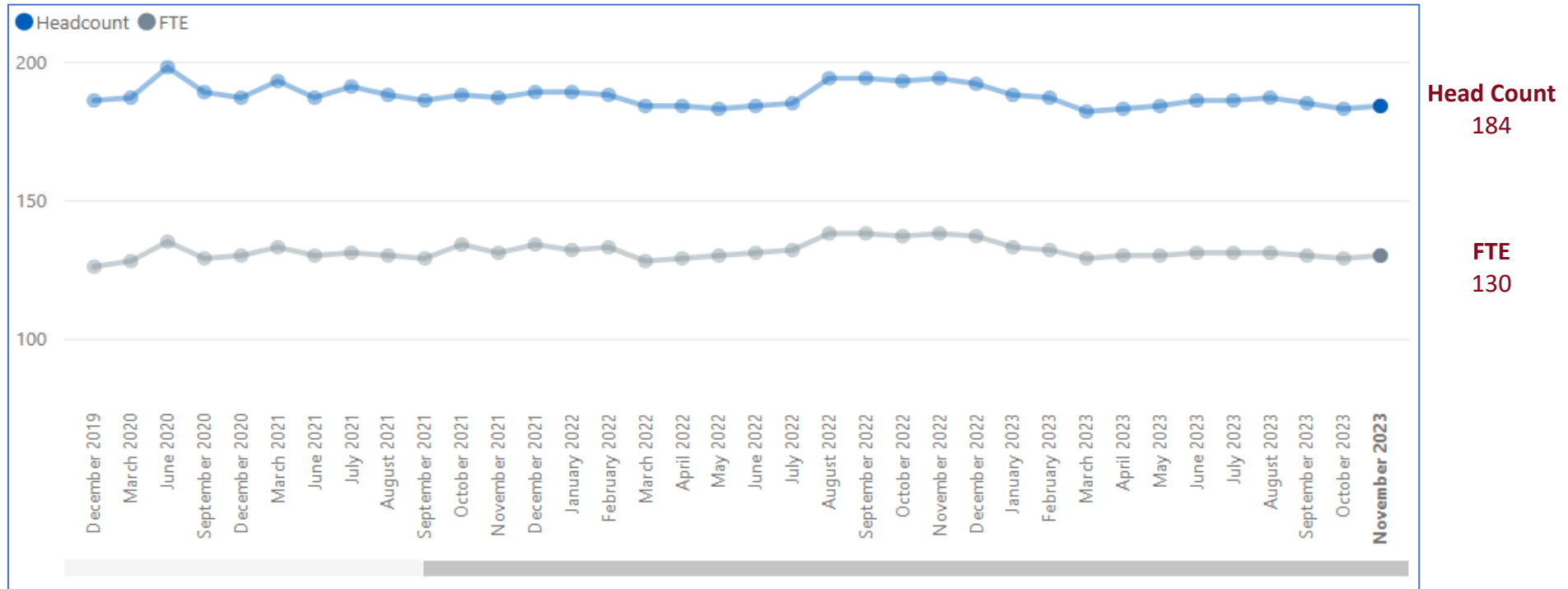
# Mid Essex GP Trends – Headcount and FTE



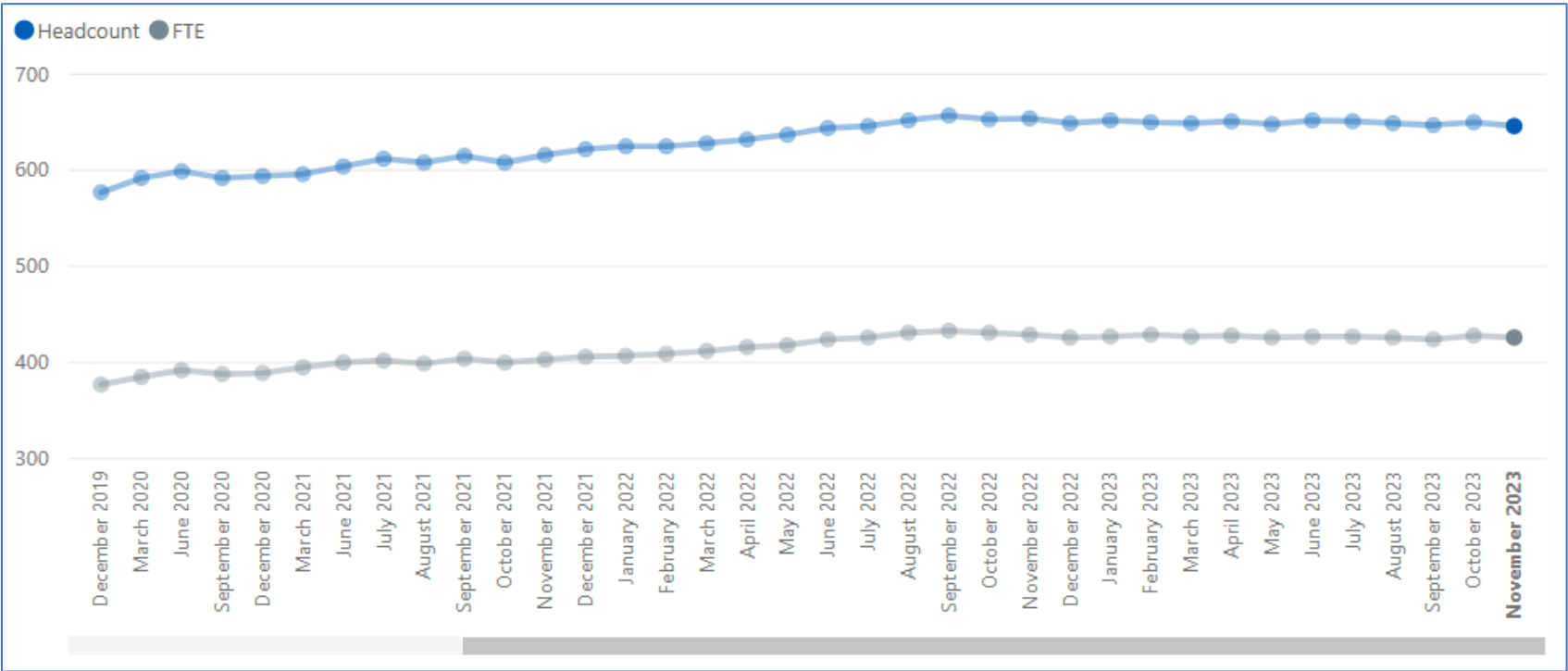
# Mid Essex Nurses Trends – Headcount and FTE



# Mid Essex Direct Patient Care Trends – Headcount and FTE



# Mid Essex Administration/Non-Clinical Trends – Headcount and FTE



**Head Count**  
645

**FTE**  
425

**Basildon & Brentwood  
GP Practices  
Workforce Information  
November 2023**



# Basildon & Brentwood Workforce Roles in Primary Care – Headcount and FTE



GP Partners: <b>HC = 96</b> <b>FTE = 83</b>	GP Regular Locums: <b>HC = 10</b> <b>FTE = 4</b>	GP Retainers: <b>HC = 1</b> <b>FTE = 1</b>	GPs in Training Grades: <b>HC = 26</b> <b>FTE = 25</b>	Salaried GPs: <b>HC = 35</b> <b>FTE = 20</b>
---	--	--	---	---

**Key**  
 HC = Head Count  
 FTE = Full-Time Equivalent



Advanced Nurse Practitioners: <b>HC = 20</b> <b>FTE = 16</b>	Extended Role Practice Nurses: <b>HC = 1</b> <b>FTE = 0</b>	Nurse Dispensers: <b>HC = 0</b> <b>FTE = 0</b>	Nurse Specialists: <b>HC = 0</b> <b>FTE = 0</b>	Nursing Partners: <b>HC = 0</b> <b>FTE = 0</b>	Other Nurses: <b>HC = 2</b> <b>FTE = 1</b>	Practice Nurses: <b>HC = 72</b> <b>FTE = 45</b>	Trainee Nurses: <b>HC = 1</b> <b>FTE = 0</b>
---	--	---	--	---	---	--	---

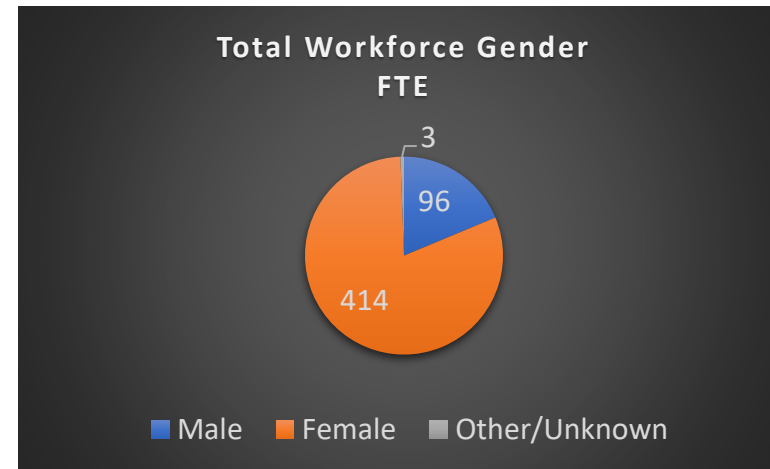
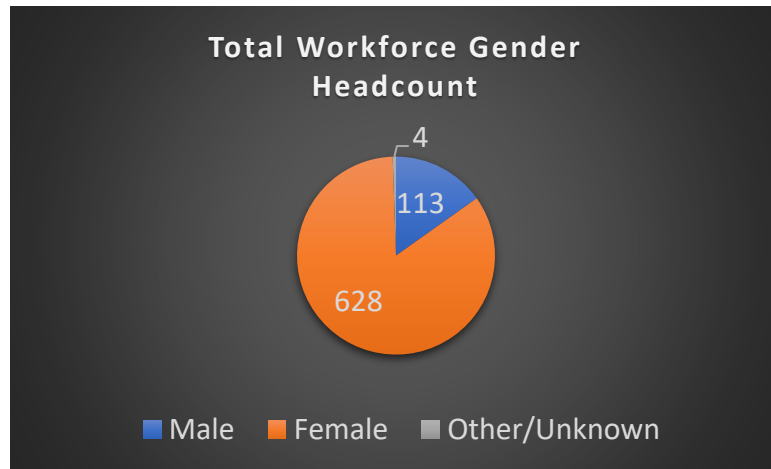
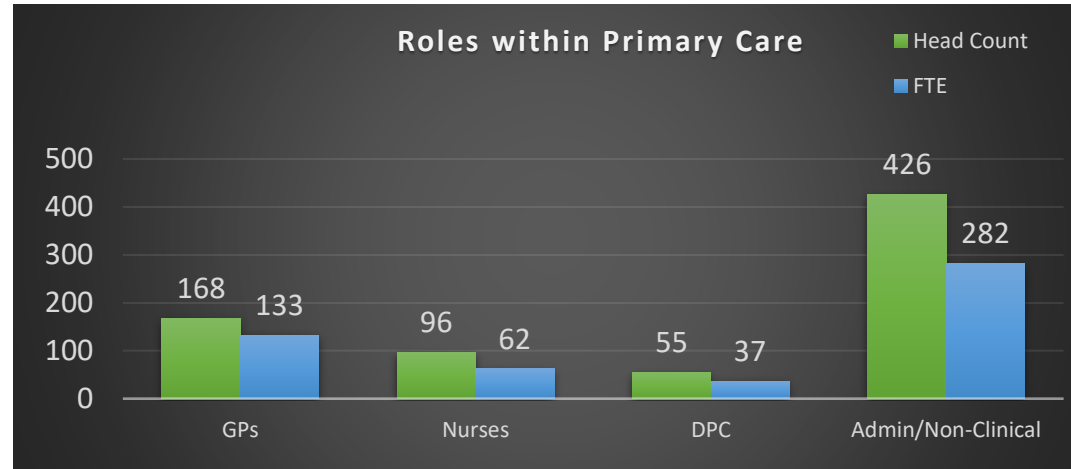


Advanced Paramedic Practitioners: <b>HC = 0</b> <b>FTE = 0</b>	Advanced Pharmacist Practitioners: <b>HC = 1</b> <b>FTE = 1</b>	Advanced Physiotherapist Practitioners: <b>HC = 0</b> <b>FTE = 0</b>	Apprentices: <b>HC = 0</b> <b>FTE = 0</b>	Dispensers: <b>HC = 4</b> <b>FTE = 3</b>	General Practice Assistants: <b>HC = 1</b> <b>FTE = 1</b>	Health Support Workers: <b>HC = 0</b> <b>FTE = 0</b>
Health Care Assistants: <b>HC = 29</b> <b>FTE = 18</b>	Nursing Associates: <b>HC = 0</b> <b>FTE = 0</b>	Other Direct Patient Care: <b>HC = 2</b> <b>FTE = 1</b>	Paramedics: <b>HC = 1</b> <b>FTE = 1</b>	Pharmacists: <b>HC = 13</b> <b>FTE = 9</b>	Pharmacy Technicians: <b>HC = 0</b> <b>FTE = 0</b>	Phlebotomists: <b>HC = 1</b> <b>FTE = 0</b>
Physician Associates: <b>HC = 3</b> <b>FTE = 3</b>	Physiotherapists: <b>HC = 0</b> <b>FTE = 0</b>	Social Prescribing Link Workers: <b>HC = 0</b> <b>FTE = 0</b>	Therapists: <b>HC = 0</b> <b>FTE = 0</b>			

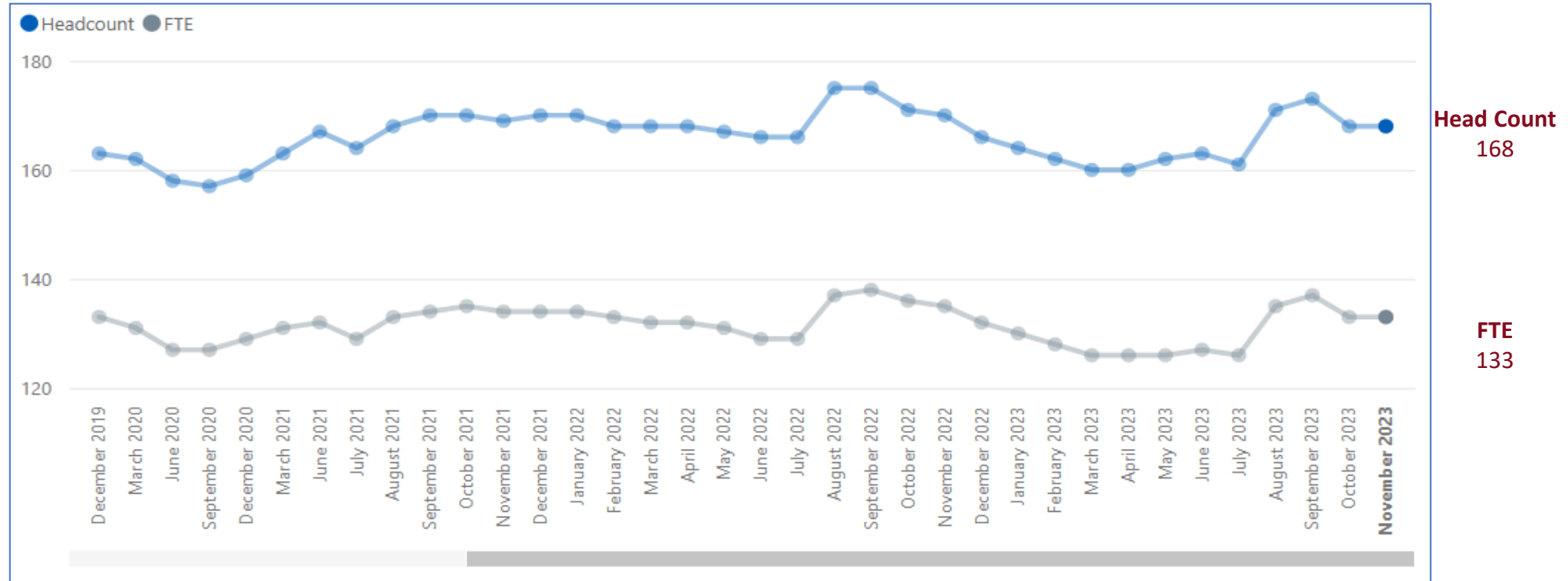


Apprentices: <b>HC = 1</b> <b>FTE = 1</b>	Estates & Ancillary: <b>HC = 3</b> <b>FTE = 2</b>	Management Partners: <b>HC = 0</b> <b>FTE = 0</b>	Managers: <b>HC = 41</b> <b>FTE = 36</b>	Medical Secretaries: <b>HC = 47</b> <b>FTE = 32</b>	Other Admin/Non- clinical: <b>HC = 65</b> <b>FTE = 40</b>	Receptionists: <b>HC = 269</b> <b>FTE = 1</b>	Telephonists: <b>HC = 1</b> <b>FTE = 0</b>
---	--	--	--	--	--	---	--

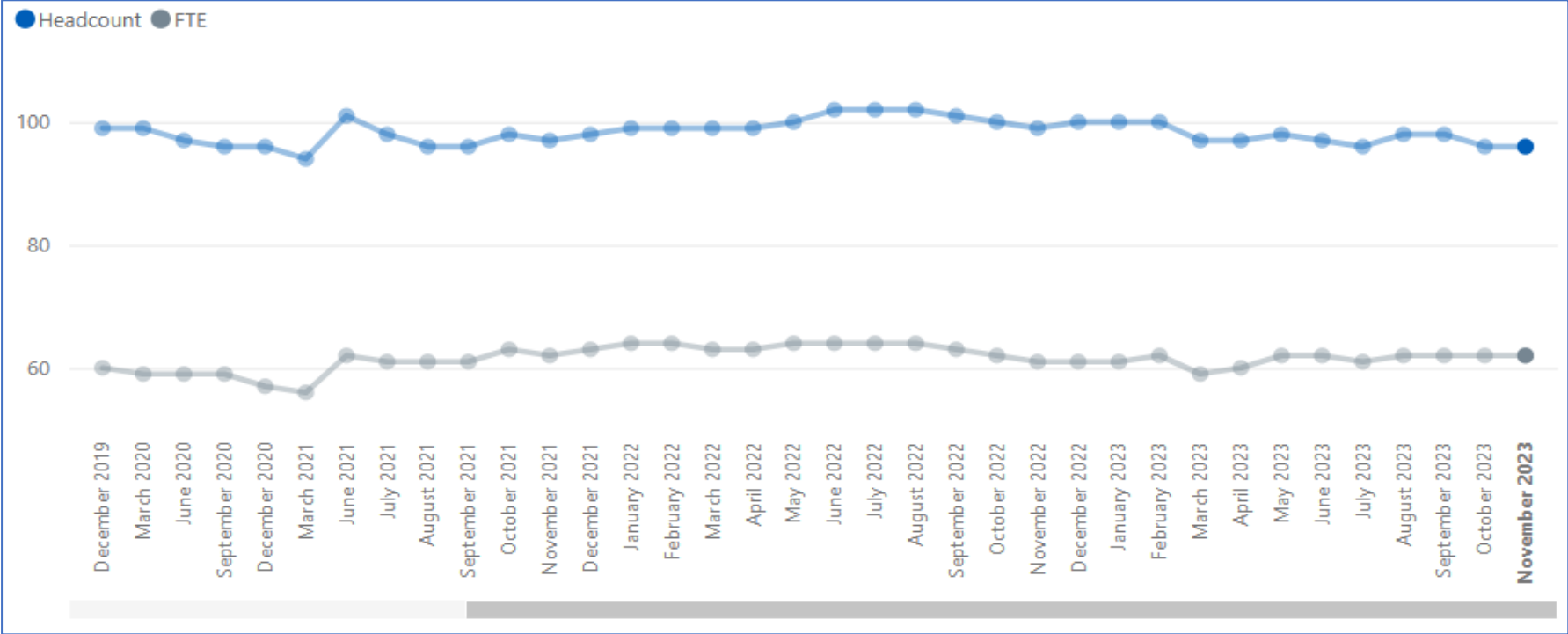
# Basildon & Brentwood Demographics – Headcount and FTE



# Basildon & Brentwood GP Trends – Headcount and FTE



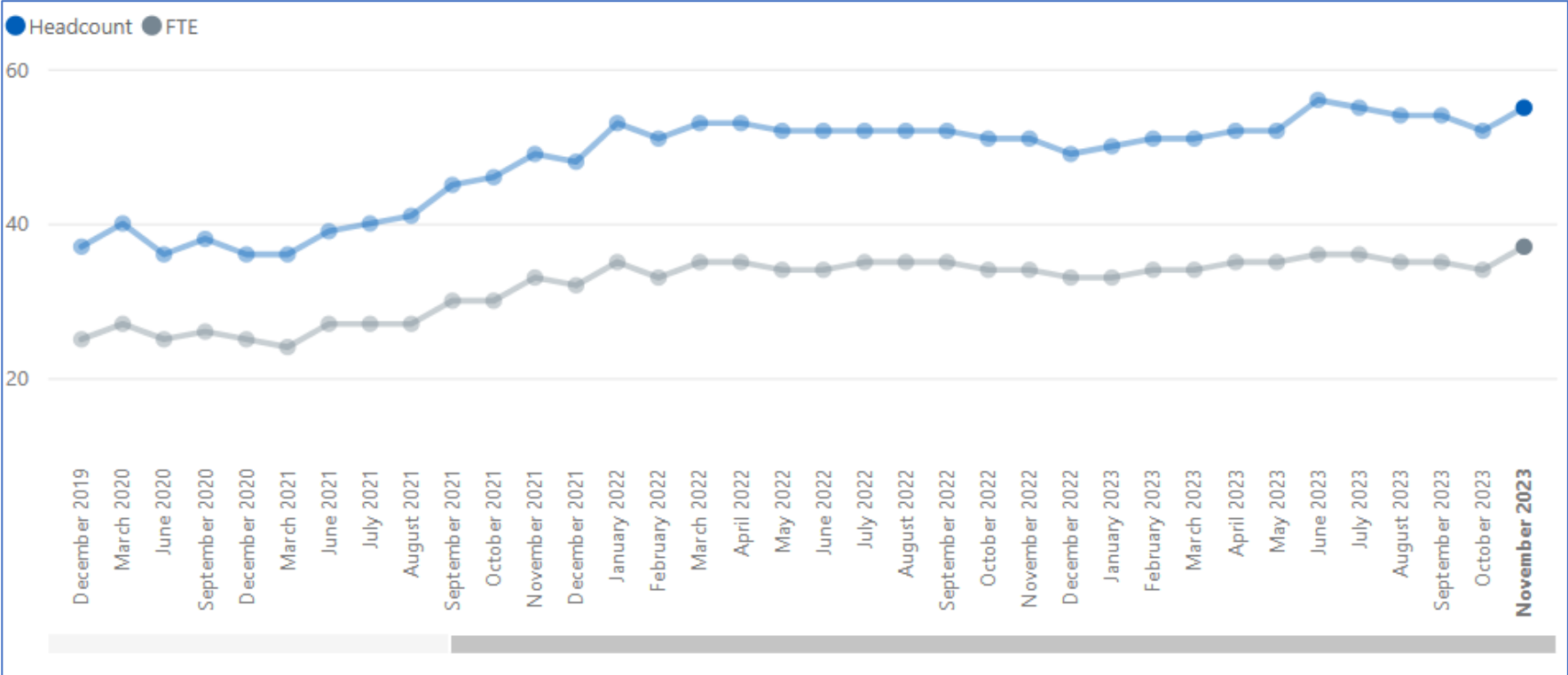
# Basildon & Brentwood Nurses Trends – Headcount and FTE



**Head Count**  
96

**FTE**  
62

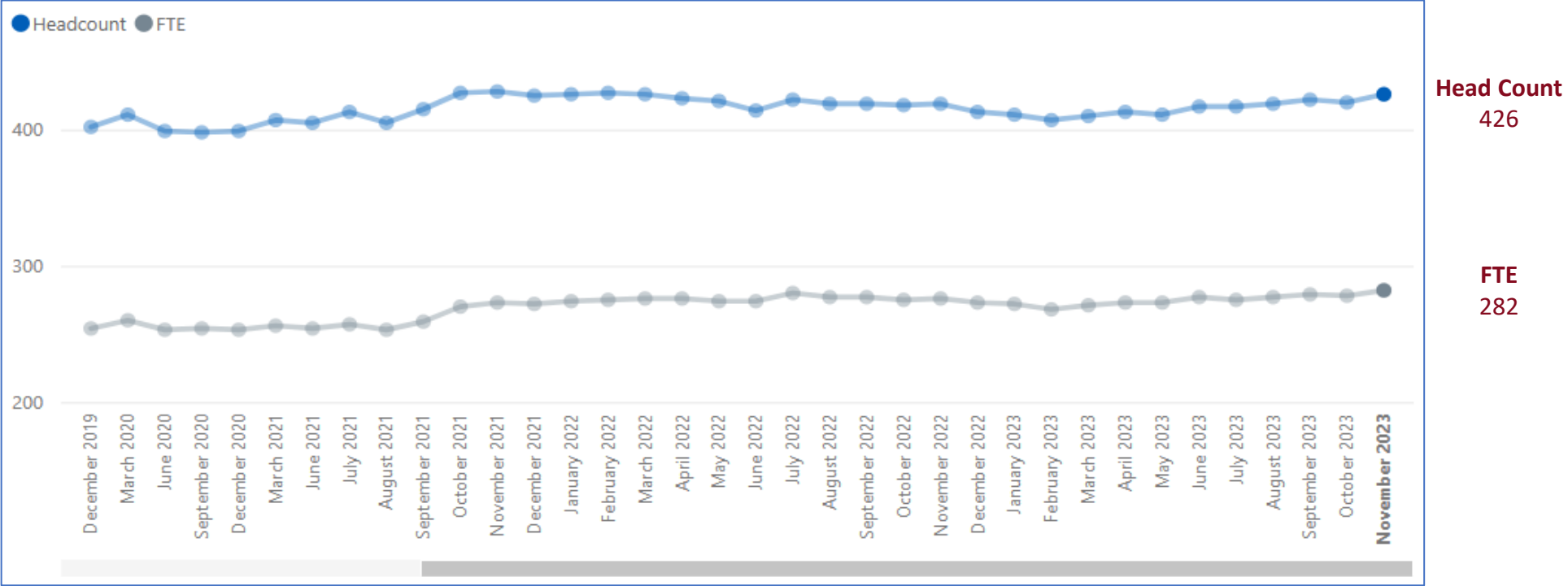
# Basildon & Brentwood Direct Patient Care Trends – Headcount and FTE



**Head Count**  
55

**FTE**  
37

# Basildon & Brentwood Essex Administration/Non-Clinical Trends – Headcount and FTE



# Thurrock GP Practices Workforce Information

November 2023

# Thurrock Workforce Roles in Primary Care – Headcount and FTE



GP Partners:  
**HC = 41**  
**FTE = 39**

GP Regular Locums:  
**HC = 17**  
**FTE = 11**

GP Retainers:  
**HC = 1**  
**FTE = 1**

GPs in Training  
 Grades:  
**HC = 12**  
**FTE = 11**

Salaried  
 GPs:  
**HC = 24**  
**FTE = 17**

Key  
 HC = Head Count  
 FTE = Full-Time Equivalent



Advanced Nurse  
 Practitioners:  
**HC = 14**  
**FTE = 10**

Extended Role  
 Practice Nurses:  
**HC = 1**  
**FTE = 1**

Nurse  
 Dispensers:  
**HC = 0**  
**FTE = 0**

Nurse  
 Specialists:  
**HC = 0**  
**FTE = 0**

Nursing  
 Partners:  
**HC = 0**  
**FTE = 0**

Other  
 Nurses:  
**HC = 0**  
**FTE = 0**

Practice  
 Nurses:  
**HC = 43**  
**FTE = 30**

Trainee  
 Nurses:  
**HC = 0**  
**FTE = 0**



Advanced Paramedic  
 Practitioners:  
**HC = 0**  
**FTE = 0**

Advanced Pharmacist  
 Practitioners:  
**HC = 2**  
**FTE = 1**

Advanced Physiotherapist  
 Practitioners:  
**HC = 0**  
**FTE = 0**

Apprentices:  
**HC = 2**  
**FTE = 2**

Dispensers:  
**HC = 10**  
**FTE = 8**

Health Support  
 Workers:  
**HC = 0**  
**FTE = 0**

Health Care  
 Assistants:  
**HC = 19**  
**FTE = 11**

Nursing  
 Associates:  
**HC = 3**  
**FTE = 1**

Other Direct  
 Patient Care:  
**HC = 4**  
**FTE = 2**

Paramedics:  
**HC = 0**  
**FTE = 0**

Pharmacists:  
**HC = 10**  
**FTE = 8**

Pharmacy  
 Technicians:  
**HC = 0**  
**FTE = 0**

Phlebotomists:  
**HC = 2**  
**FTE = 1**

Physician  
 Associates:  
**HC = 8**  
**FTE = 6**

Physiotherapists:  
**HC = 0**  
**FTE = 0**

Social Prescribing  
 Link Workers:  
**HC = 0**  
**FTE = 0**

Therapists:  
**HC = 0**  
**FTE = 0**



Apprentices:  
**HC = 1**  
**FTE = 1**

Digital &  
 Transformation  
 Leads:  
**HC = 1**  
**FTE = 0**

Estates  
 & Ancillary:  
**HC = 2**  
**FTE = 1**

Management  
 Partners:  
**HC = 7**  
**FTE = 6**

Managers:  
**HC = 32**  
**FTE = 27**

Medical  
 Secretaries:  
**HC = 19**  
**FTE = 14**

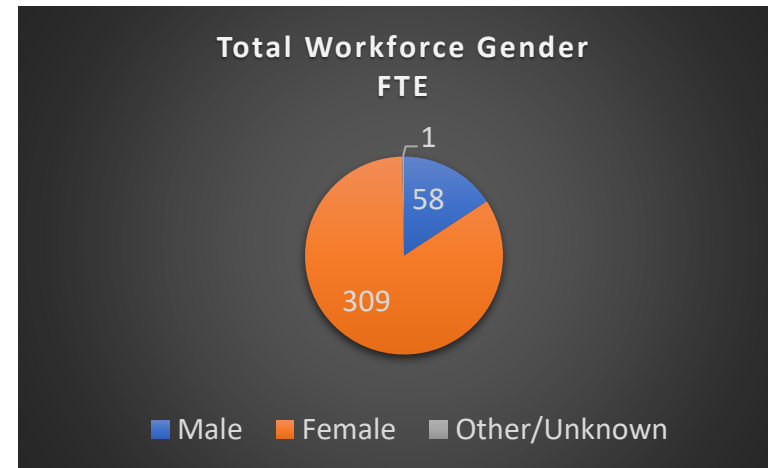
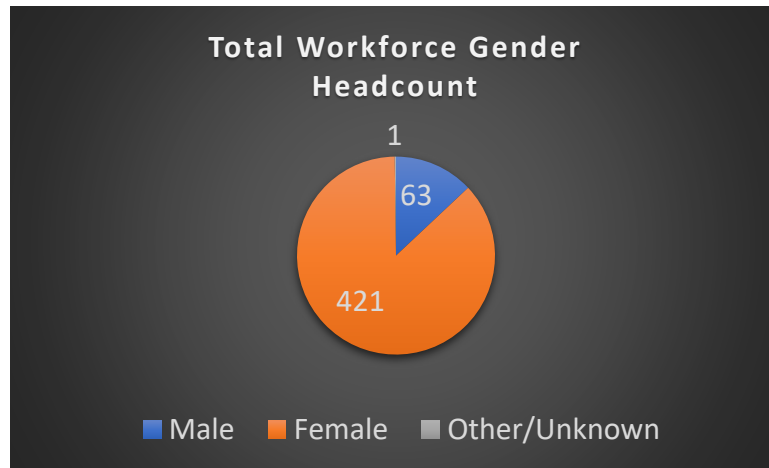
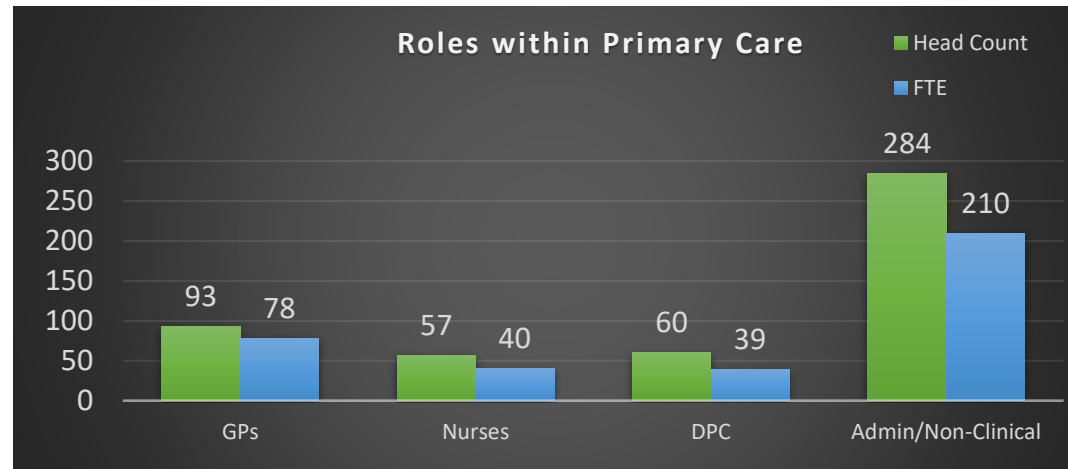
Other Admin/Non-  
 clinical:  
**HC = 40**  
**FTE = 31**

Receptionists:  
**HC = 186**  
**FTE = 129**

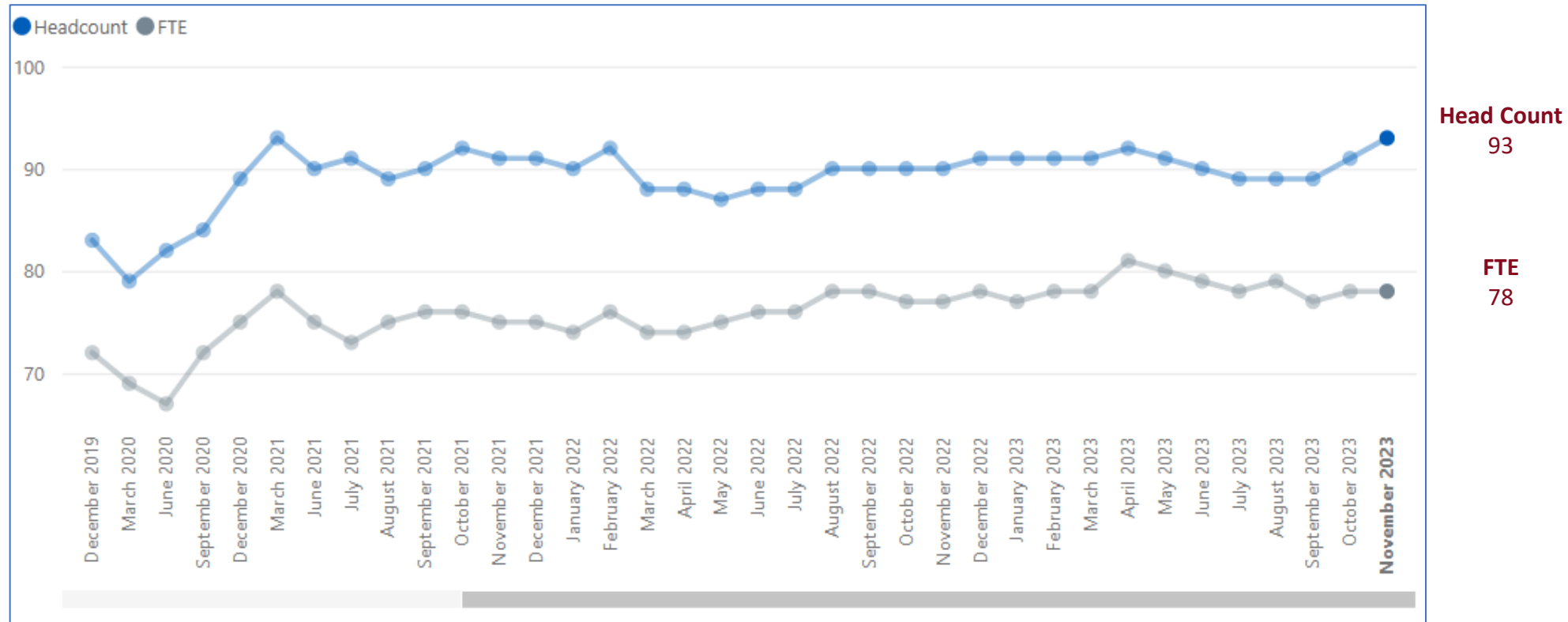
Telephonists:  
**HC = 0**  
**FTE = 0**



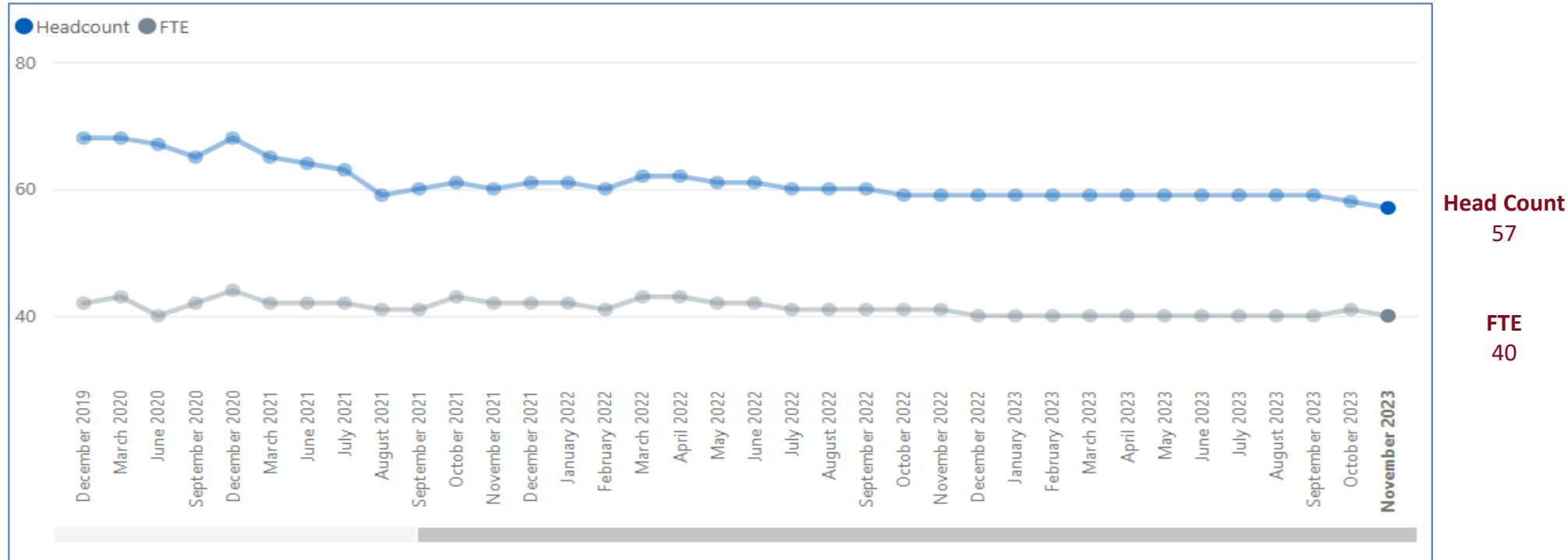
# Thurrock Demographics – Headcount and FTE



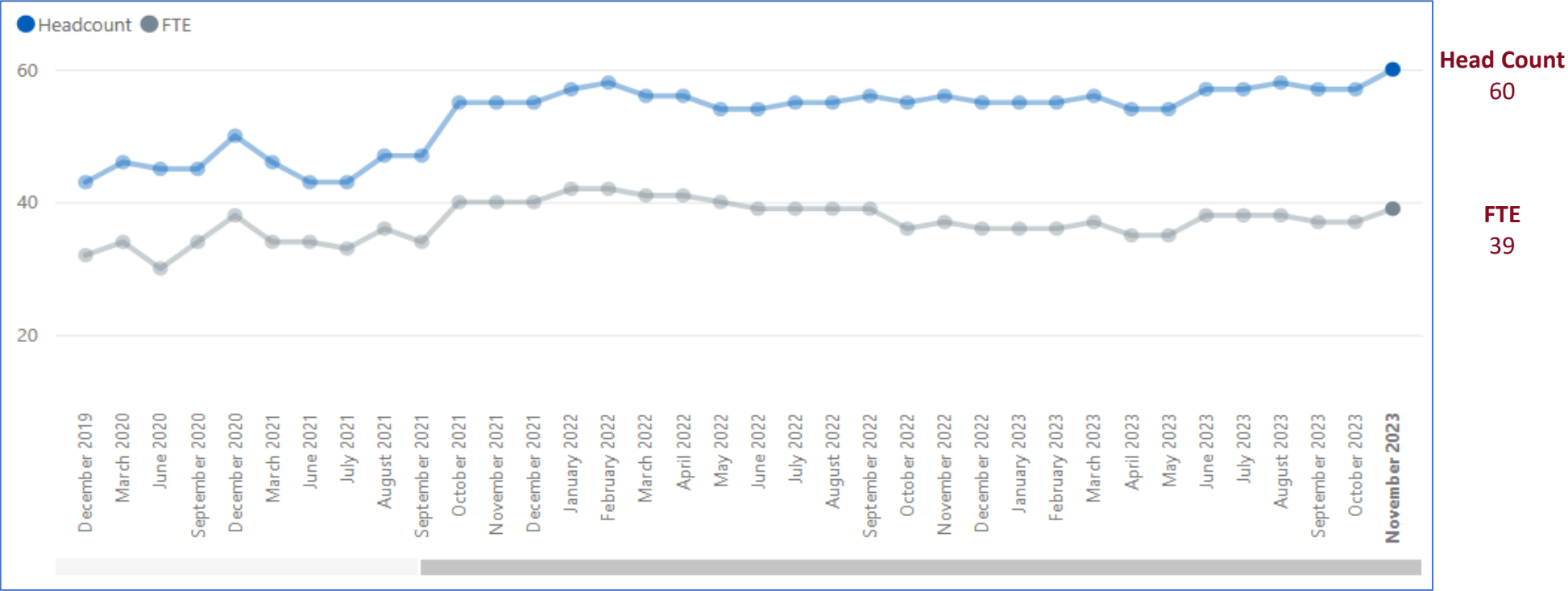
# Thurrock GP Trends – Headcount and FTE



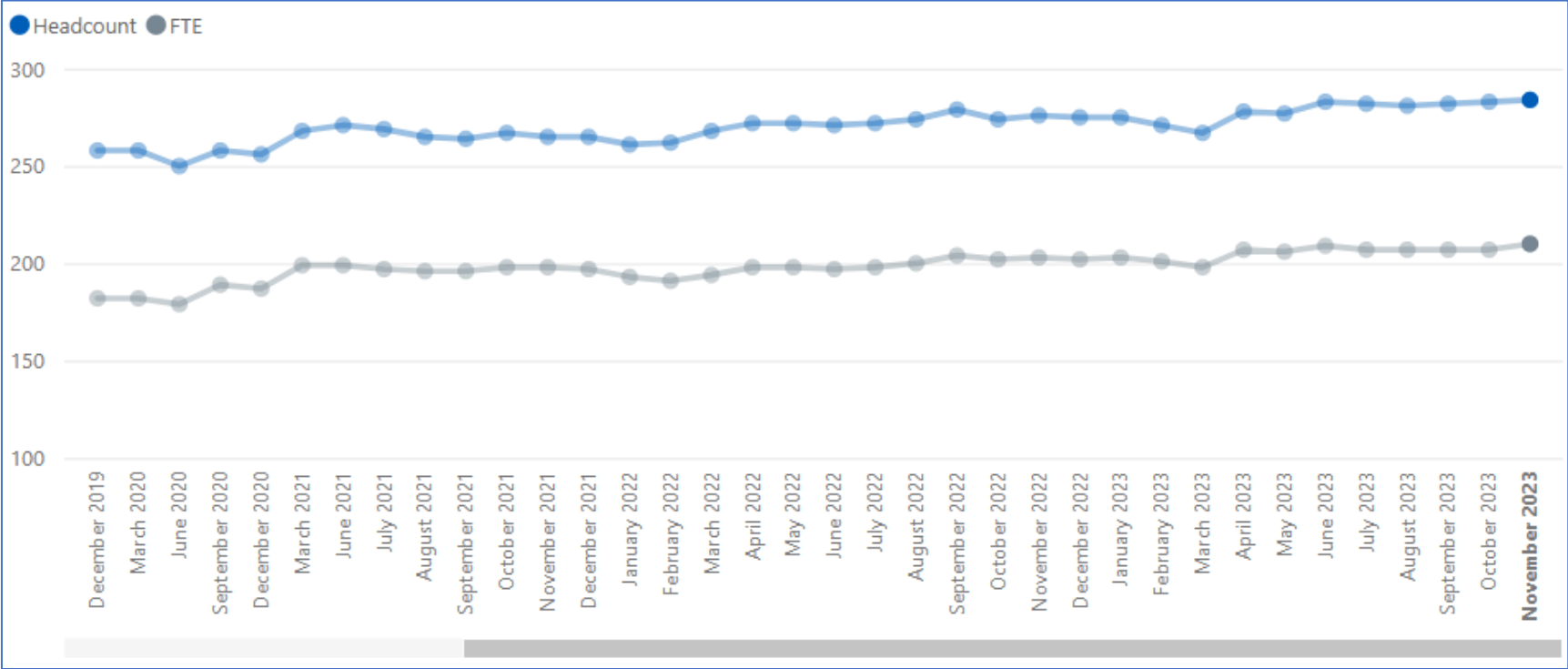
# Thurrock Nurses Trends – Headcount and FTE



# Thurrock Direct Patient Care Trends – Headcount and FTE



# Thurrock Administration/Non-Clinical Trends – Headcount and FTE



**Head Count**  
284

**FTE**  
210

**Castle Point & Rochford (CPR)  
GP Practices  
Workforce Information  
November 2023**

# CPR Workforce Roles in Primary Care – Headcount and FTE



GP Partners: HC = 59 FTE = 59	GP Regular Locums: HC = 12 FTE = 6	GP Retainers: HC = 0 FTE = 0	GPs in Training Grades: HC = 29 FTE = 29	Salaried GPs: HC = 27 FTE = 22
-------------------------------------	--	------------------------------------	---	--------------------------------------

**Key**  
HC = Head Count  
FTE = Full-Time Equivalent



Advanced Nurse Practitioners: HC = 15 FTE = 11	Extended Role Practice Nurses: HC = 1 FTE = 1	Nurse Dispensers: HC = 1 FTE = 0	Nurse Specialists: HC = 1 FTE = 1	Nursing Partners: HC = 0 FTE = 0	Other Nurses: HC = 0 FTE = 0	Practice Nurses: HC = 36 FTE = 23	Trainee Nurses: HC = 0 FTE = 0
--	---	--	---	--	------------------------------------	---	--------------------------------------

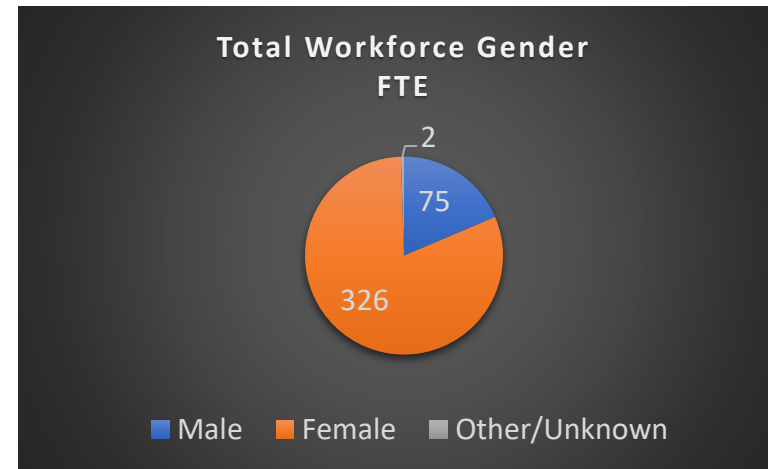
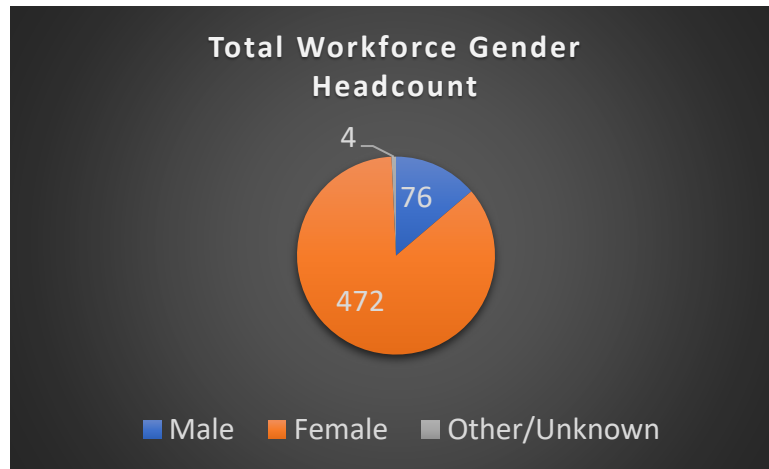
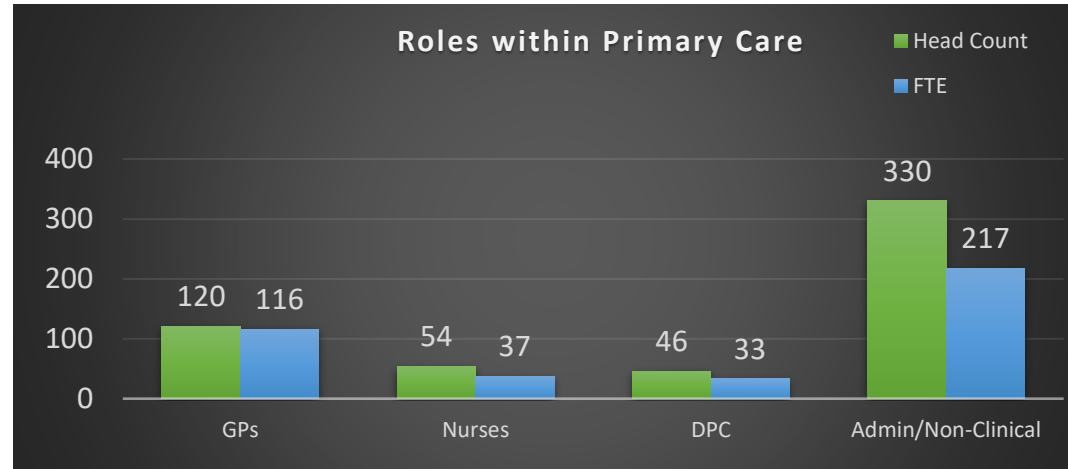


Advanced Paramedic Practitioners: HC = 1 FTE = 1	Advanced Pharmacist Practitioners: HC = 1 FTE = 0	Advanced Physiotherapist Practitioners: HC = 0 FTE = 0	Apprentices: HC = 0 FTE = 0	Dispensers: HC = 0 FTE = 0	Health Support Workers: HC = 0 FTE = 0	Health Care Assistants: HC = 24 FTE = 18
Nursing Associates: HC = 2 FTE = 1	Other Direct Patient Care: HC = 1 FTE = 1	Paramedics: HC = 1 FTE = 1	Pharmacists: HC = 4 FTE = 2	Pharmacy Technicians: HC = 0 FTE = 0	Phlebotomists: HC = 10 FTE = 5	Physician Associates: HC = 1 FTE = 1
Physiotherapists: HC = 1 FTE = 1	Social Prescribing Link Workers: HC = 0 FTE = 0	Therapists: HC = 0 FTE = 0				



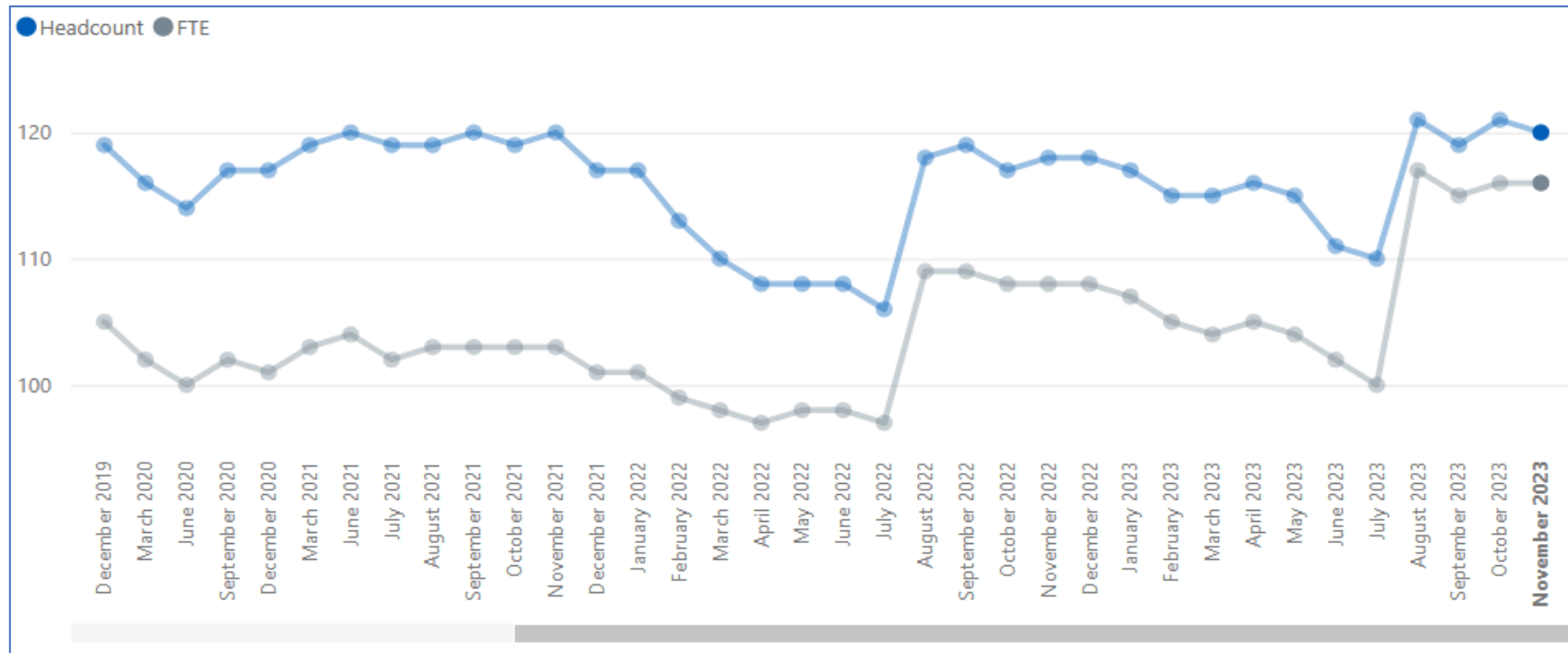
Apprentices: HC = 1 FTE = 1	Estates & Ancillary: HC = 1 FTE = 1	Management Partners: HC = 2 FTE = 2	Managers: HC = 25 FTE = 22	Medical Secretaries: HC = 25 FTE = 18	Other Admin/Non-clinical: HC = 59 FTE = 42	Receptionists: HC = 218 FTE = 131	Telephonists: HC = 1 FTE = 1
-----------------------------------	---	---	----------------------------------	---	--	---	------------------------------------

# CPR Demographics – Headcount and FTE



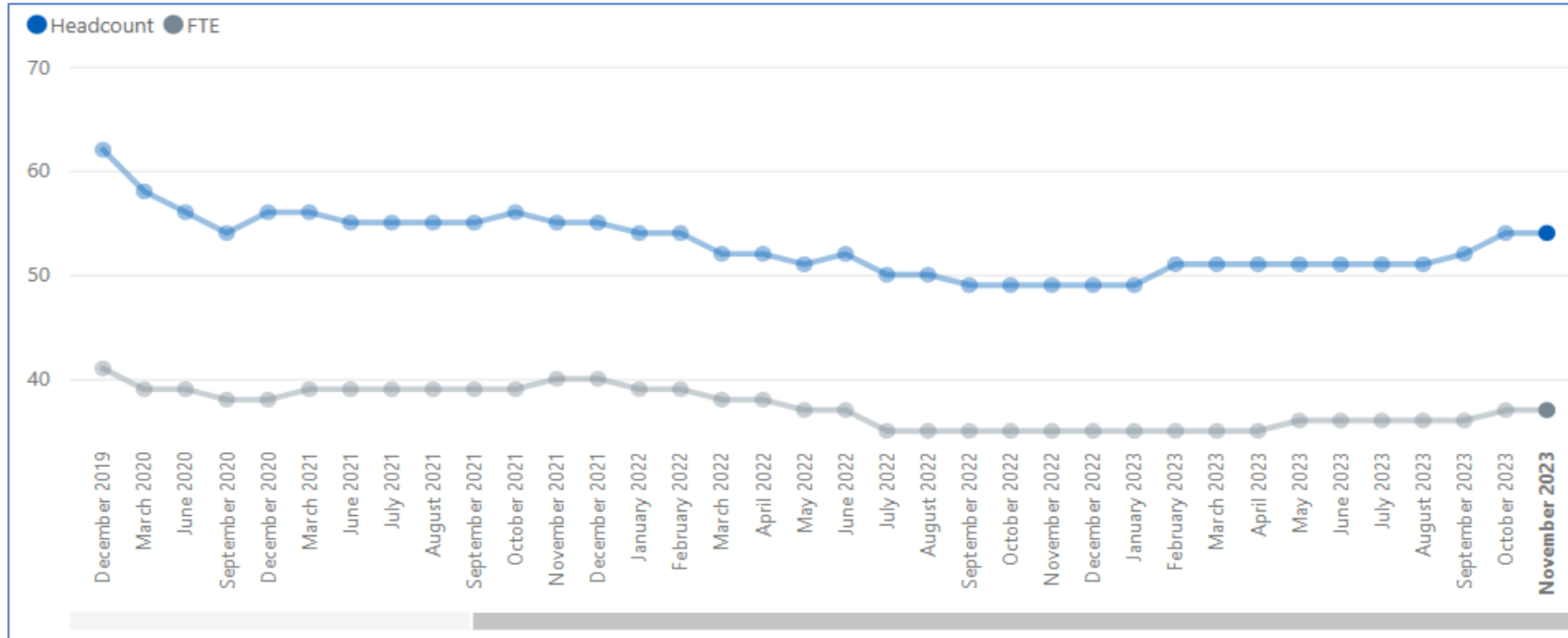


# CPR GP Trends – Headcount and FTE



Head Count  
120  
FTE  
116

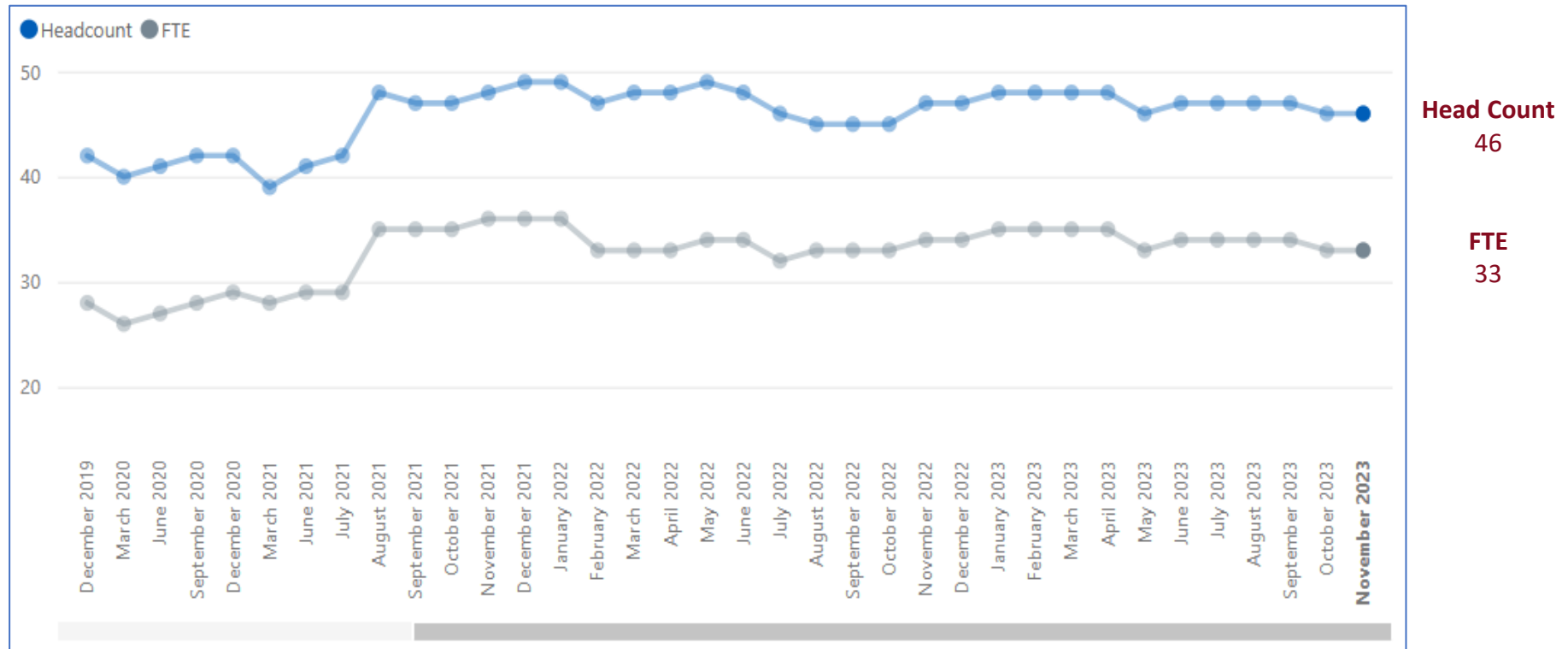
# CPR Nurses Trends – Headcount and FTE



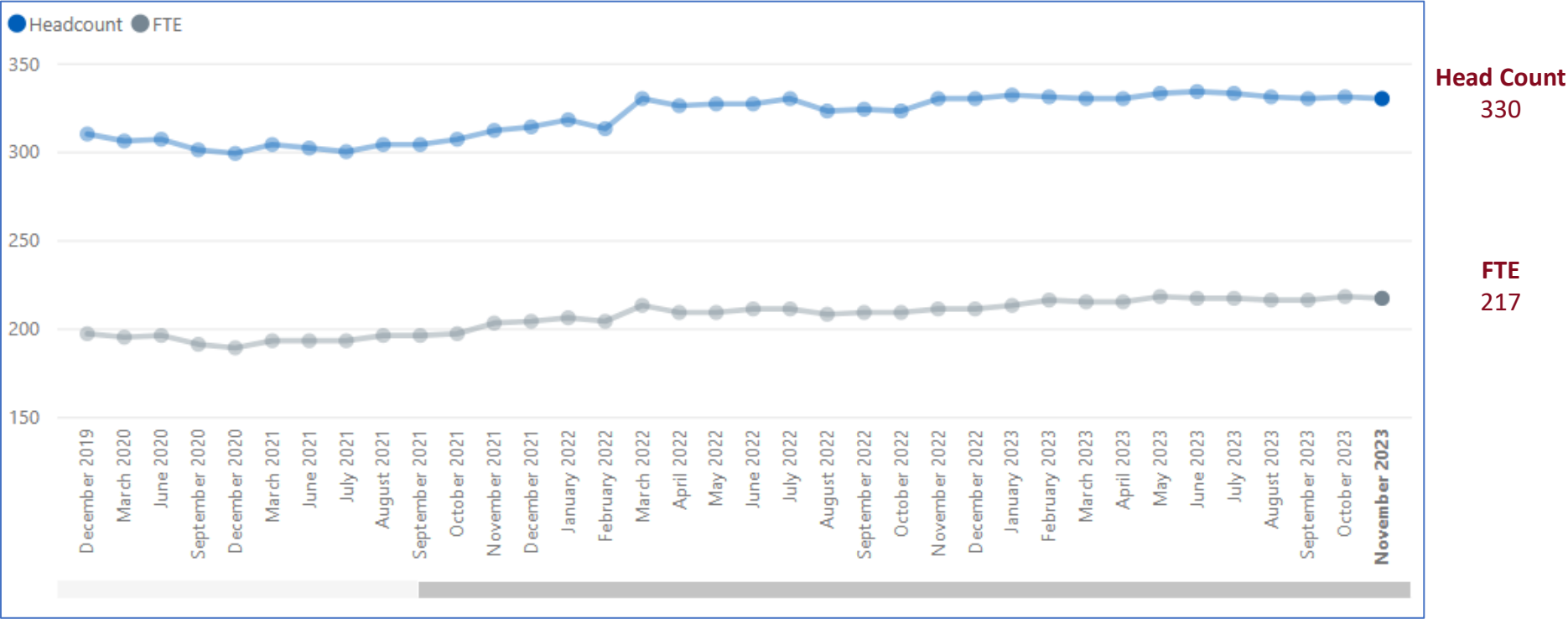
**Head Count**  
54

**FTE**  
37

# CPR Direct Patient Care Trends – Headcount and FTE



# CPR Administration/Non-Clinical Trends – Headcount and FTE



# Southend GP Practices Workforce Information

**November 2023**

# Southend Workforce Roles in Primary Care – Headcount and FTE



Doctors

GP Partners: <b>HC = 51</b> <b>FTE = 47</b>	GP Regular Locums: <b>HC = 25</b> <b>FTE = 9</b>	GP Retainers: <b>HC = 1</b> <b>FTE = 0</b>	GPs in Training Grades: <b>HC = 22</b> <b>FTE = 22</b>	Salaried GPs: <b>HC = 43</b> <b>FTE = 26</b>
---	--	--	---	---

**Key**  
 HC = Head Count  
 FTE = Full-Time Equivalent



Nurses

Advanced Nurse Practitioners: <b>HC = 23</b> <b>FTE = 17</b>	Extended Role Practice Nurses: <b>HC = 3</b> <b>FTE = 2</b>	Nurse Dispensers: <b>HC = 0</b> <b>FTE = 0</b>	Nurse Specialists: <b>HC = 2</b> <b>FTE = 1</b>	Nursing Partners: <b>HC = 0</b> <b>FTE = 0</b>	Other Nurses: <b>HC = 2</b> <b>FTE = 2</b>	Practice Nurses: <b>HC = 53</b> <b>FTE = 28</b>	Trainee Nurses: <b>HC = 2</b> <b>FTE = 2</b>
---	--	---	--	---	---	--	---



Direct Patient Care

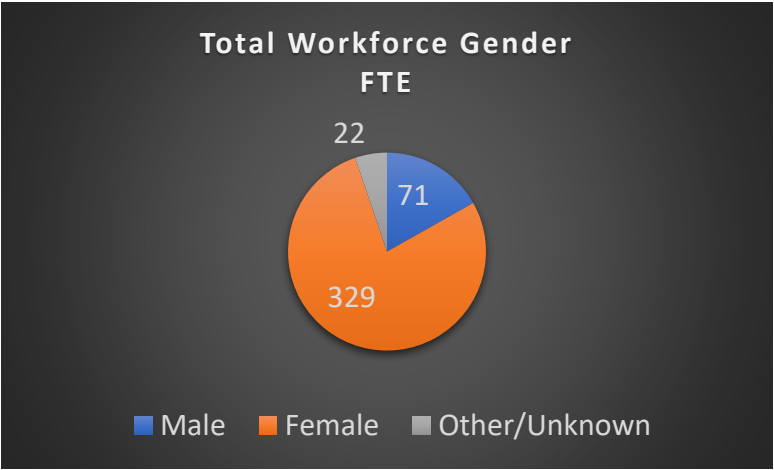
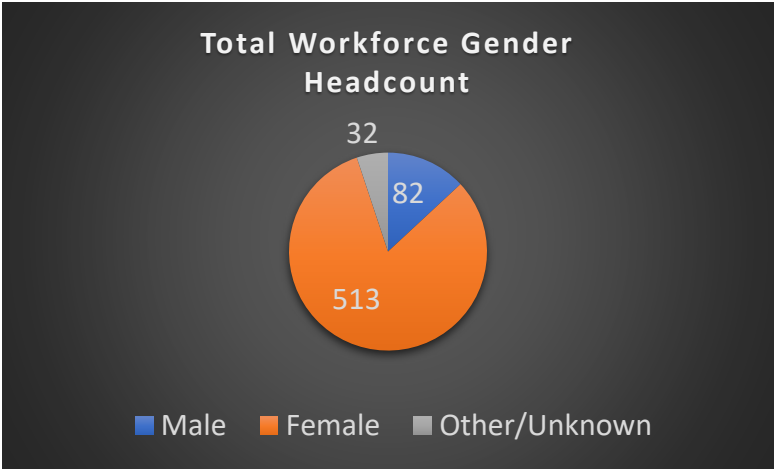
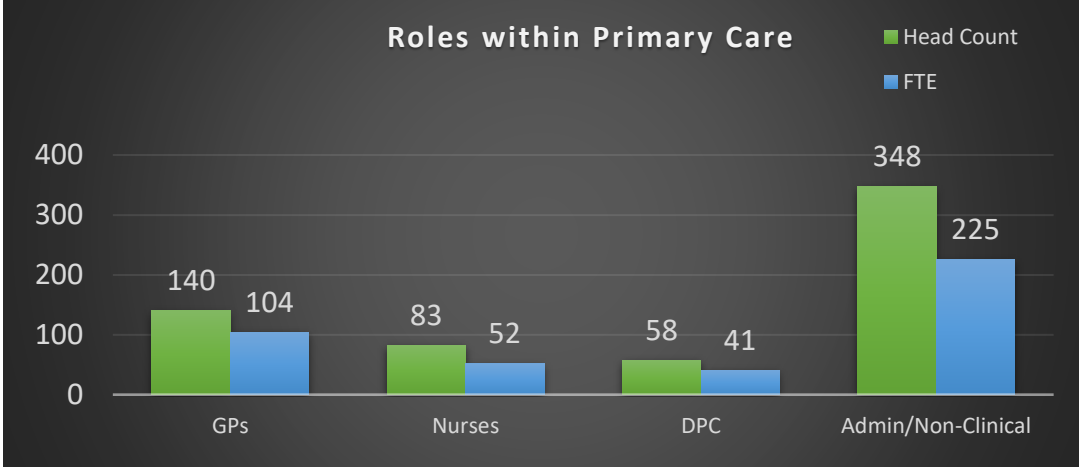
Advanced Paramedic Practitioners: <b>HC = 0</b> <b>FTE = 0</b>	Advanced Pharmacist Practitioners: <b>HC = 1</b> <b>FTE = 1</b>	Advanced Physiotherapist Practitioners: <b>HC = 0</b> <b>FTE = 0</b>	Apprentices: <b>HC = 0</b> <b>FTE = 0</b>	Dispensers: <b>HC = 1</b> <b>FTE = 1</b>	General Practice Assistants: <b>HC = 1</b> <b>FTE = 0</b>	Health Support Workers: <b>HC = 2</b> <b>FTE = 2</b>
Health Care Assistants: <b>HC = 28</b> <b>FTE = 15</b>	Nursing Associates: <b>HC = 0</b> <b>FTE = 0</b>	Other Direct Patient Care: <b>HC = 0</b> <b>FTE = 0</b>	Paramedics: <b>HC = 4</b> <b>FTE = 3</b>	Pharmacists: <b>HC = 10</b> <b>FTE = 8</b>	Pharmacy Technicians: <b>HC = 0</b> <b>FTE = 0</b>	Phlebotomists: <b>HC = 0</b> <b>FTE = 0</b>
Physician Associates: <b>HC = 8</b> <b>FTE = 7</b>	Physiotherapists: <b>HC = 2</b> <b>FTE = 2</b>	Podiatrists: <b>HC = 1</b> <b>FTE = 1</b>	Social Prescribing Link Workers: <b>HC = 0</b> <b>FTE = 0</b>	Therapists: <b>HC = 0</b> <b>FTE = 0</b>		



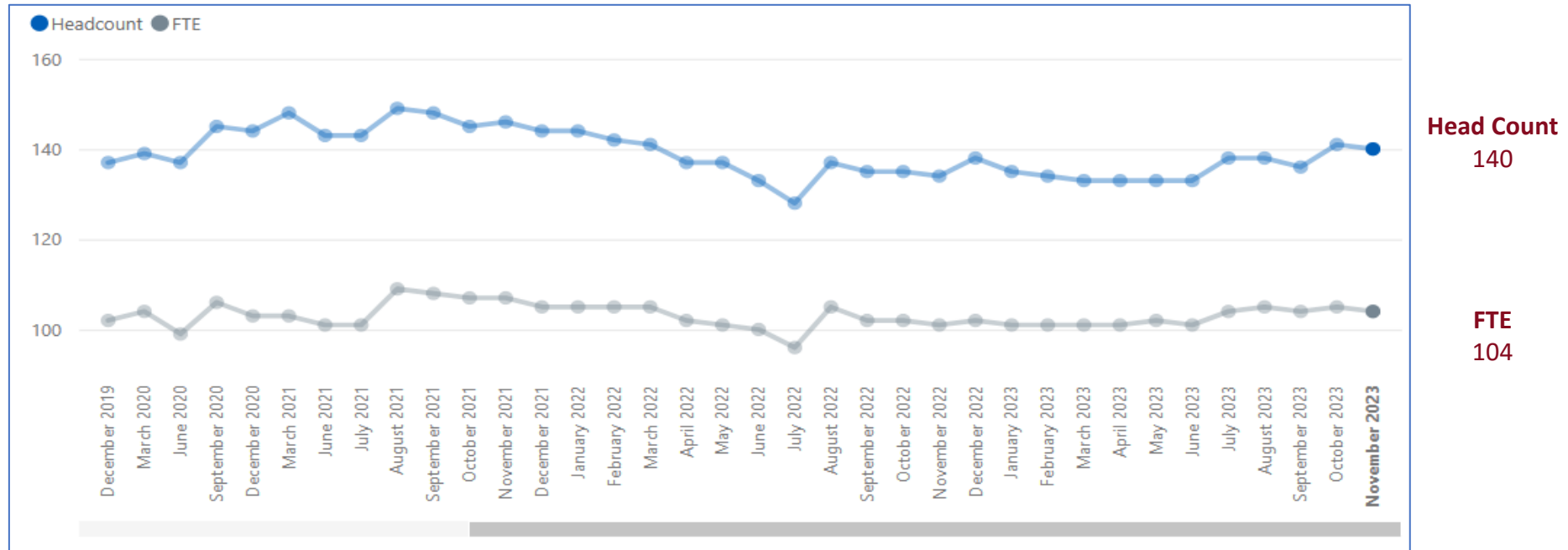
Administration

Apprentices: <b>HC = 1</b> <b>FTE = 1</b>	Estates & Ancillary: <b>HC = 3</b> <b>FTE = 2</b>	Management Partners: <b>HC = 0</b> <b>FTE = 0</b>	Managers: <b>HC = 41</b> <b>FTE = 35</b>	Medical Secretaries: <b>HC = 31</b> <b>FTE = 19</b>	Other Admin/Non- clinical: <b>HC = 56</b> <b>FTE = 40</b>	Receptionists: <b>HC = 215</b> <b>FTE = 128</b>	Telephonists: <b>HC = 1</b> <b>FTE = 1</b>
---	--	--	--	--	--	---	--

# Southend Demographics – Headcount and FTE

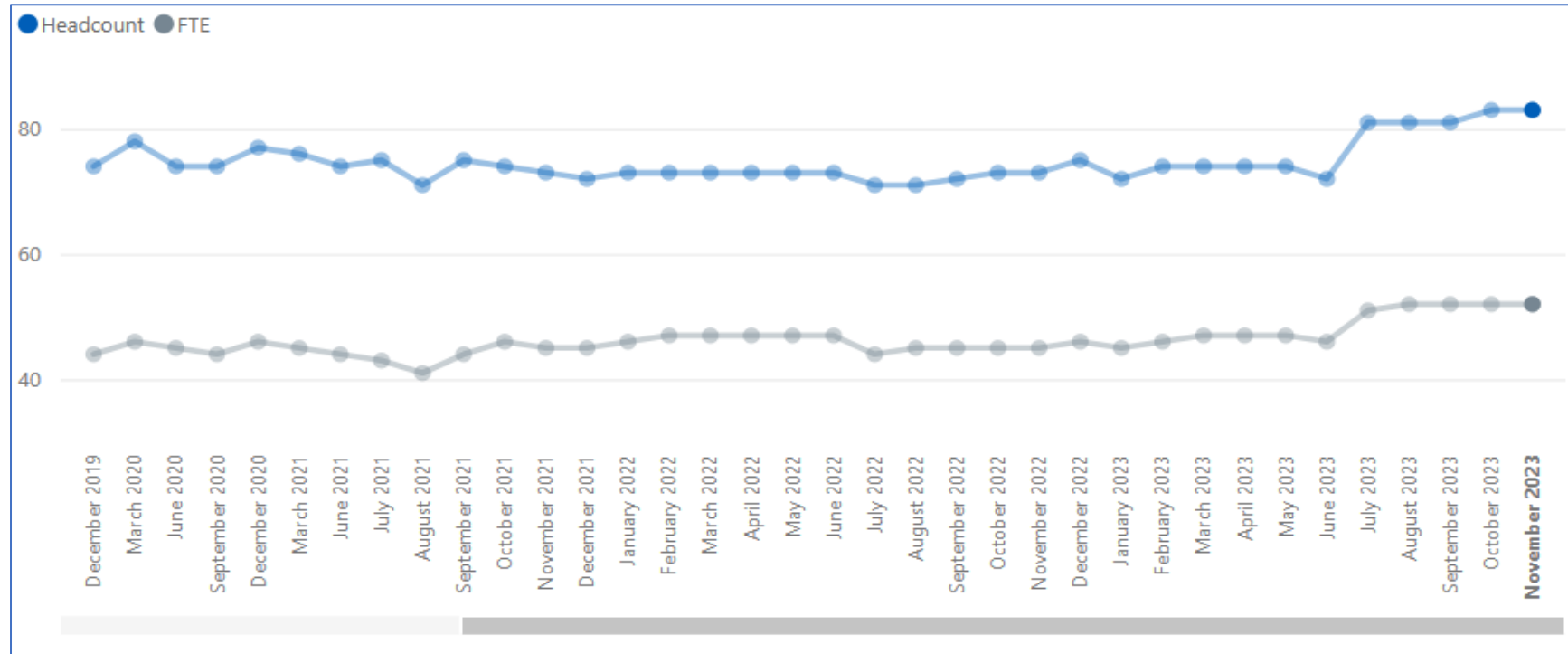


# Southend GP Trends – Headcount and FTE





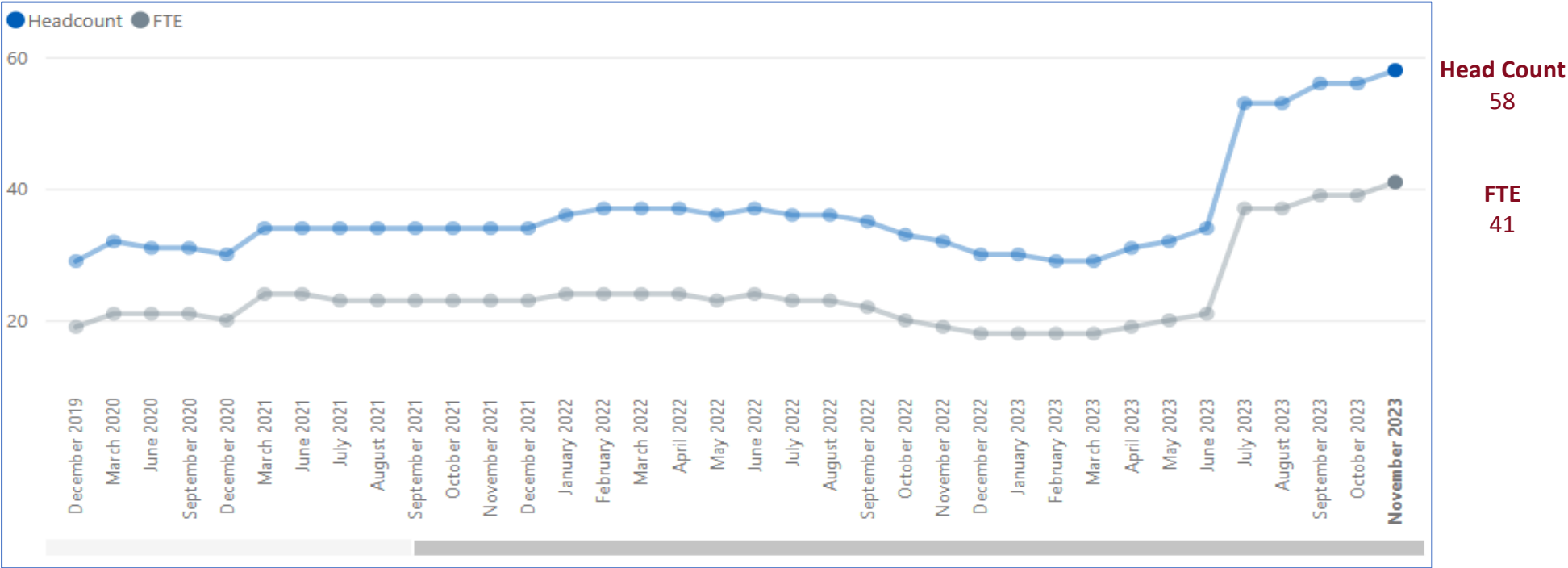
# Southend Nurses Trends – Headcount and FTE



Head Count  
83

FTE  
52

# Southend Direct Patient Care Trends – Headcount and FTE



# Southend Administration/Non-Clinical Trends – Headcount and FTE

