

Essex  
GP Practices  
Workforce Information

**September 2023**

# Index

3 Summary

4 Essex Overall

11 North East Essex

18 West Essex

25 Mid Essex

32 Basildon & Brentwood

39 Thurrock

46 Castle Point & Rochford

53 Southend

# Summary

- The first part of this report presents data for GPs, Nurses, Direct Patient Care and Admin/Non-Clinical staff working in Primary Care in Essex
- It is a snapshot of the Essex Primary Care workforce for September 2023
- Full Time Equivalent (FTE) is a standardised measure, 1.0 FTE equates to full-time work of 37.5 hours per week
- Headcount is the number of people working in a role
- NHS Digital is the source of the information

# Essex GP Practices Workforce Information

September 2023

# Essex Workforce Roles in Primary Care – Headcount and FTE



Doctors

GP Partners: <b>HC = 547</b> <b>FTE = 514</b>	GP Regular Locums: <b>HC = 85</b> <b>FTE = 39</b>	GP Retainers: <b>HC = 9</b> <b>FTE = 4</b>	GPs in Training Grades: <b>HC = 262</b> <b>FTE = 251</b>	Salaried GPs: <b>HC = 352</b> <b>FTE = 226</b>
---	---	--	---	--

**Key**  
HC = Head Count  
FTE = Full-Time Equivalent



Nurses

Advanced Nurse Practitioners: <b>HC = 204</b> <b>FTE = 158</b>	Extended Role Practice Nurses: <b>HC = 15</b> <b>FTE = 10</b>	Nurse Dispensers: <b>HC = 3</b> <b>FTE = 2</b>	Nurse Specialists: <b>HC = 9</b> <b>FTE = 6</b>	Nursing Partners: <b>HC = 1</b> <b>FTE = 1</b>	Other Nurses: <b>HC = 10</b> <b>FTE = 7</b>	Practice Nurses: <b>HC = 500</b> <b>FTE = 329</b>	Trainee Nurses: <b>HC = 3</b> <b>FTE = 2</b>
--	---	--	---	--	---	---	--



Direct Patient Care

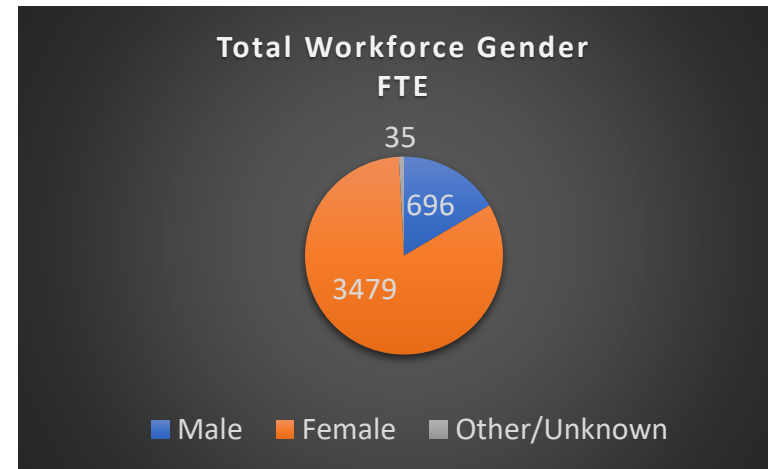
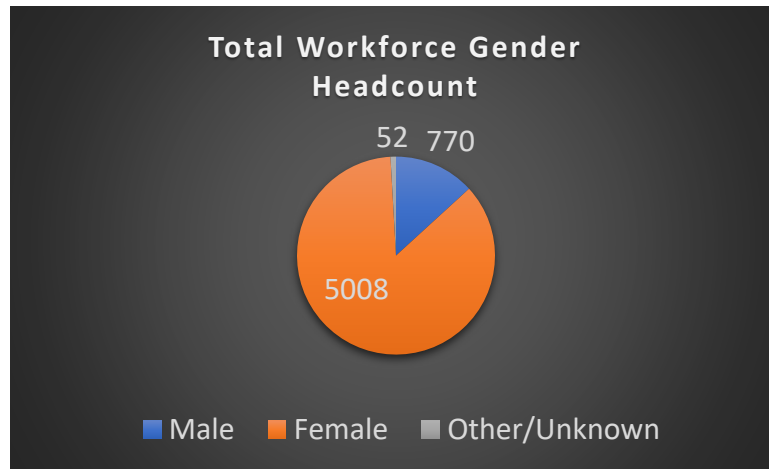
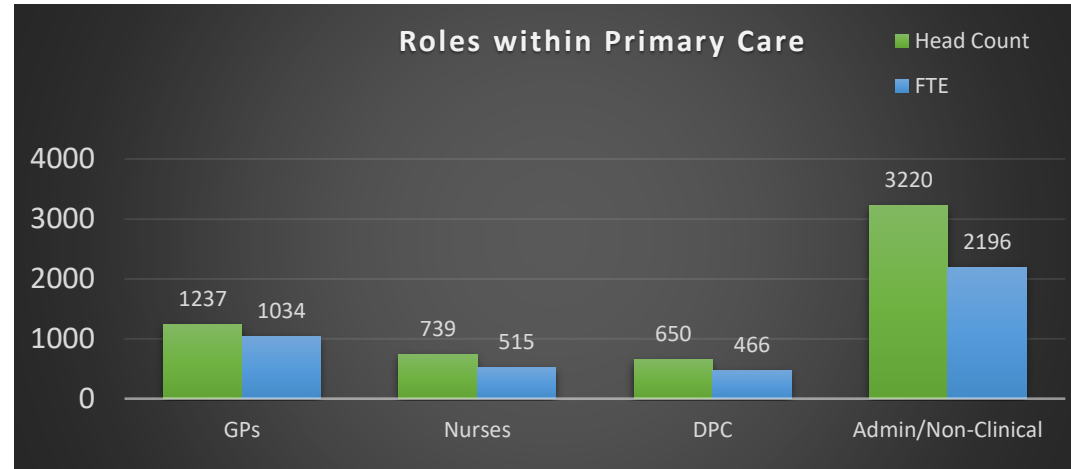
Advanced Paramedic Practitioners: <b>HC = 10</b> <b>FTE = 9</b>	Advanced Pharmacist Practitioners: <b>HC = 13</b> <b>FTE = 10</b>	Advanced Physiotherapist Practitioners: <b>HC = 2</b> <b>FTE = 1</b>	Apprentices: <b>HC = 2</b> <b>FTE = 2</b>	Dispensers: <b>HC = 135</b> <b>FTE = 97</b>	General Practice Assistants: <b>HC = 4</b> <b>FTE = 2</b>	Health Support Workers: <b>HC = 5</b> <b>FTE = 5</b>
Health Care Assistants: <b>HC = 291</b> <b>FTE = 199</b>	IAPT Staff: <b>HC = 0</b> <b>FTE = 0</b>	Nursing Associates: <b>HC = 9</b> <b>FTE = 6</b>	Other Direct Patient Care: <b>HC = 15</b> <b>FTE = 8</b>	Paramedics: <b>HC = 34</b> <b>FTE = 31</b>	Pharmacists: <b>HC = 64</b> <b>FTE = 46</b>	Pharmacy Technicians: <b>HC = 5</b> <b>FTE = 3</b>
Phlebotomists: <b>HC = 28</b> <b>FTE = 17</b>	Physician Associates: <b>HC = 25</b> <b>FTE = 21</b>	Physiotherapists: <b>HC = 4</b> <b>FTE = 4</b>	Podiatrists: <b>HC = 1</b> <b>FTE = 1</b>	Social Prescribing Link Workers: <b>HC = 3</b> <b>FTE = 2</b>	Therapists: <b>HC = 0</b> <b>FTE = 0</b>	Trainee Nursing Associates: <b>HC = 1</b> <b>FTE = 1</b>



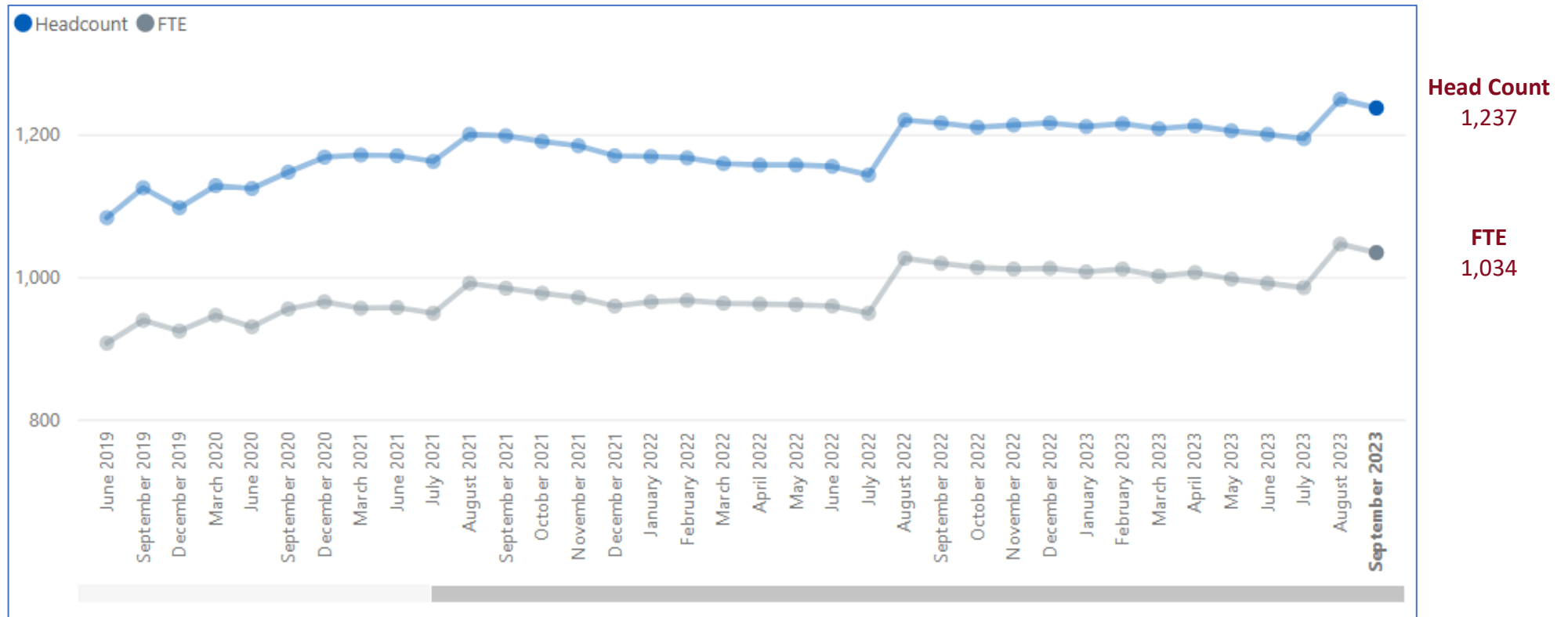
Administration

Apprentices: <b>HC = 13</b> <b>FTE = 12</b>	Estates & Ancillary: <b>HC = 22</b> <b>FTE = 9</b>	Management Partners: <b>HC = 11</b> <b>FTE = 11</b>	Managers: <b>HC = 312</b> <b>FTE = 275</b>	Medical Secretaries: <b>HC = 315</b> <b>FTE = 217</b>	Other Admin/Non-clinical: <b>HC = 715</b> <b>FTE = 487</b>	Receptionists: <b>HC = 1835</b> <b>FTE = 1178</b>	Telephonists: <b>HC = 11</b> <b>FTE = 7</b>
---	--	---	--	---	--	---	---

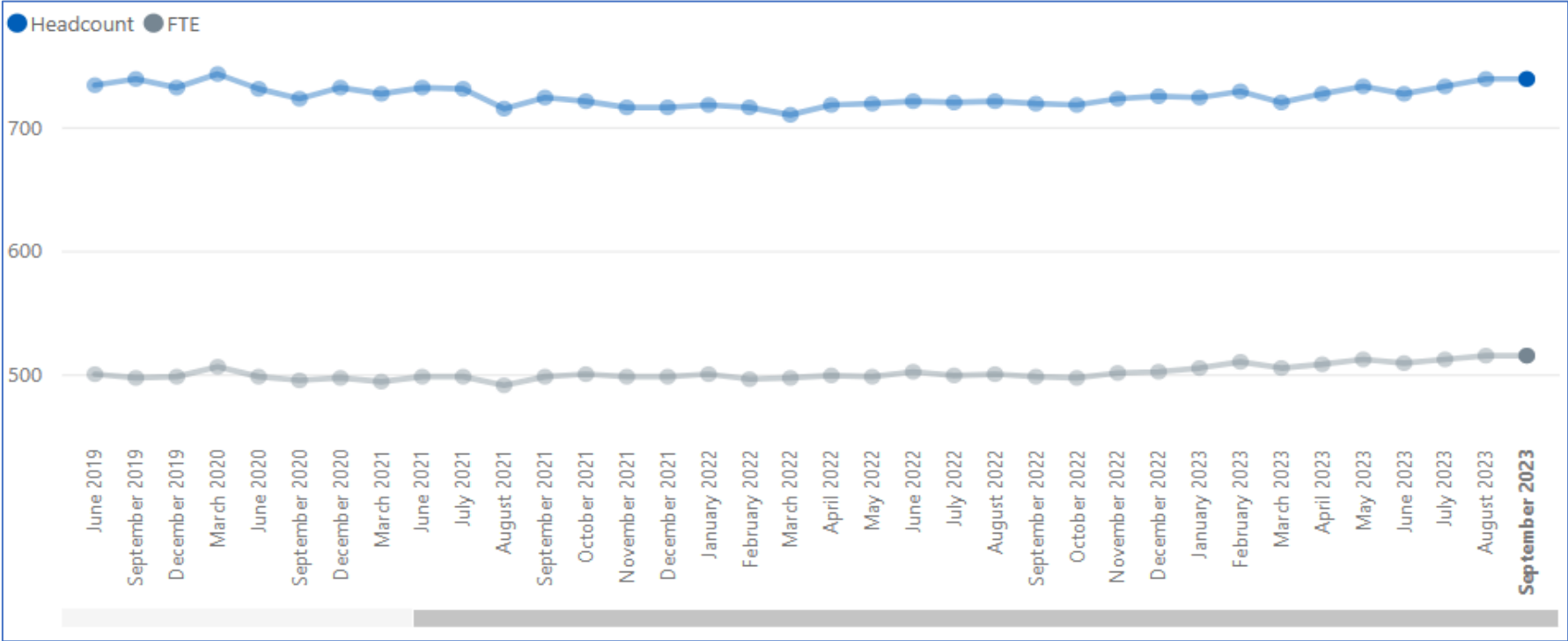
# Essex Demographics – Headcount and FTE



# Essex GP Trends – Headcount and FTE



# Nurses Trends – Headcount and FTE

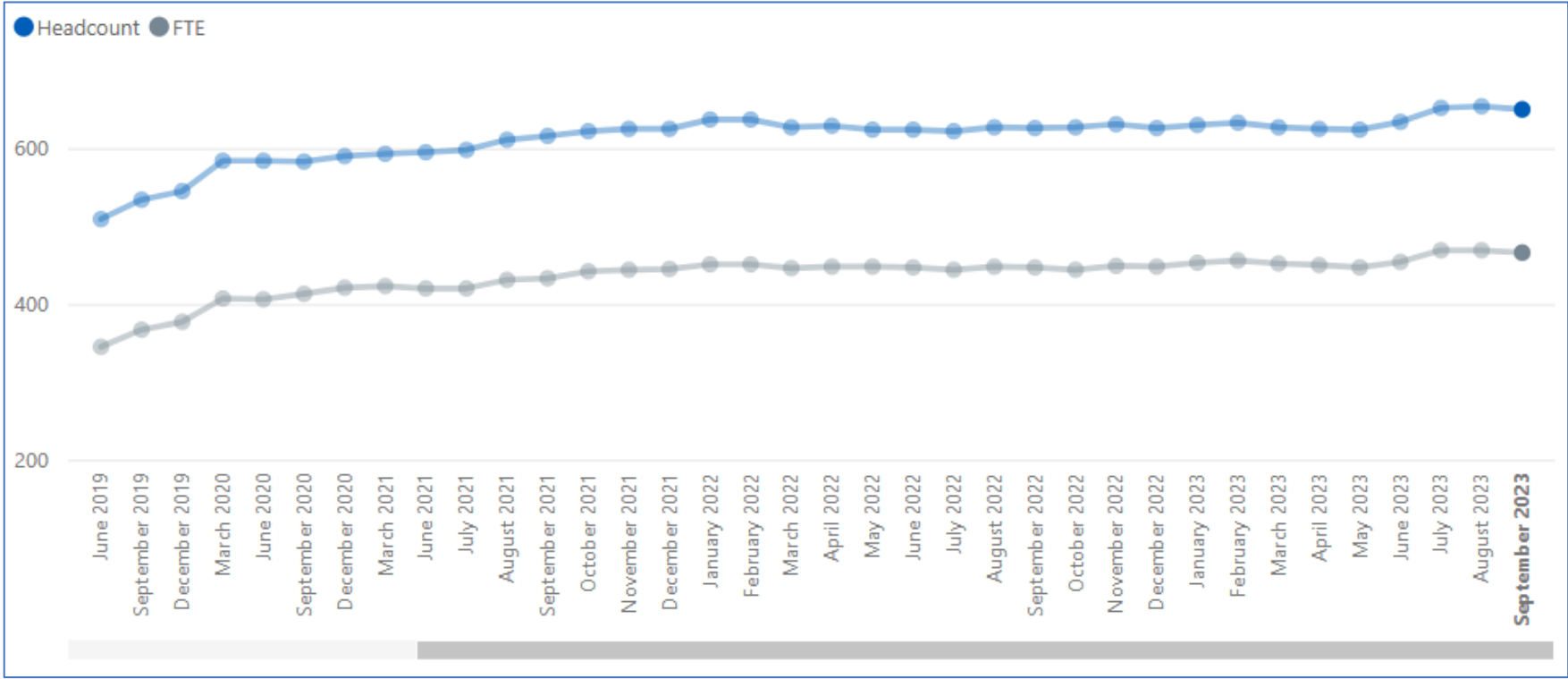


**Head Count**  
739

**FTE**  
515



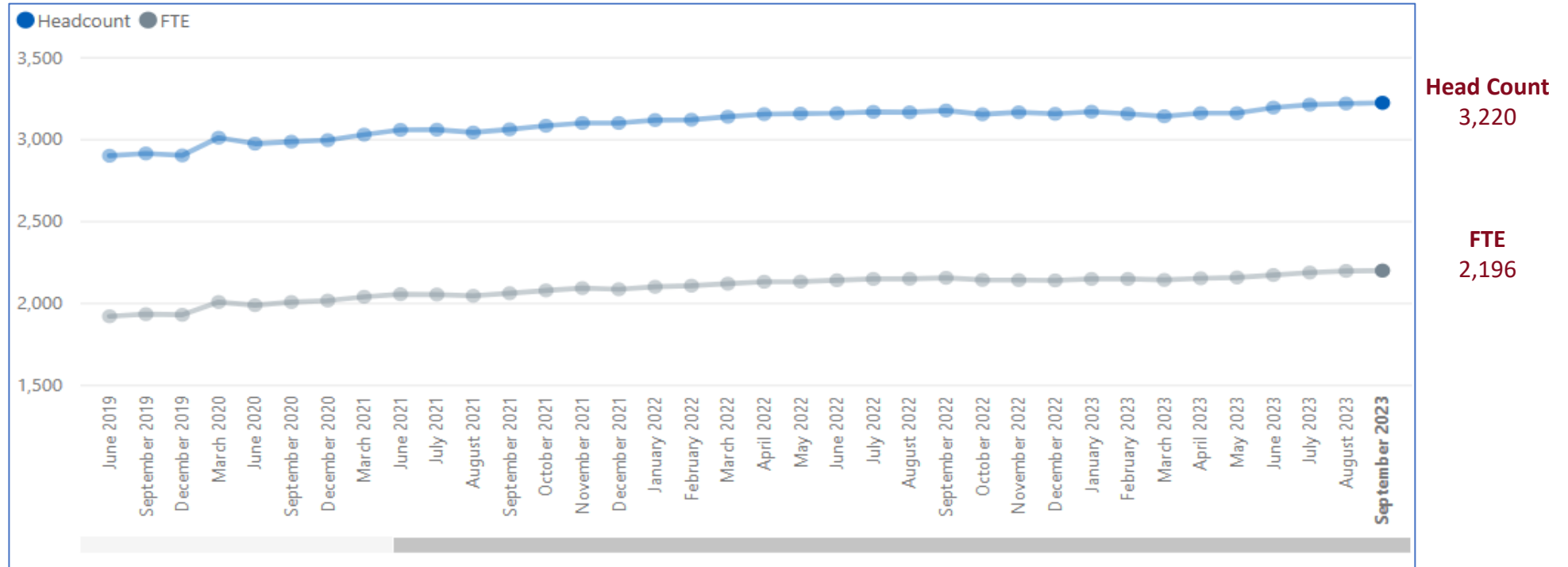
# Direct Patient Care Trends – Headcount and FTE



Head Count  
650

FTE  
466

# Administration/Non-Clinical Trends – Headcount and FTE



# North East Essex GP Practices Workforce Information

September 2023

# North East Essex Workforce Roles in Primary Care – Headcount and FTE



Doctors

GP Partners: <b>HC = 100</b> <b>FTE = 94</b>	GP Regular Locums: <b>HC = 3</b> <b>FTE = 1</b>	GP Retainers: <b>HC = 3</b> <b>FTE = 1</b>	GPs in Training Grades: <b>HC = 45</b> <b>FTE = 42</b>	Salaried GPs: <b>HC = 63</b> <b>FTE = 43</b>
--	---	--	---	--

**Key**  
 HC = Head Count  
 FTE = Full-Time Equivalent



Nurses

Advanced Nurse Practitioners: <b>HC = 68</b> <b>FTE = 54</b>	Extended Role Practice Nurses: <b>HC = 7</b> <b>FTE = 4</b>	Nurse Dispensers: <b>HC = 1</b> <b>FTE = 1</b>	Nurse Specialists: <b>HC = 6</b> <b>FTE = 4</b>	Nursing Partners: <b>HC = 0</b> <b>FTE = 0</b>	Other Nurses: <b>HC = 4</b> <b>FTE = 3</b>	Practice Nurses: <b>HC = 100</b> <b>FTE = 74</b>	Trainee Nurses: <b>HC = 0</b> <b>FTE = 0</b>
--	---	--	---	--	--	--	--



Direct Patient Care

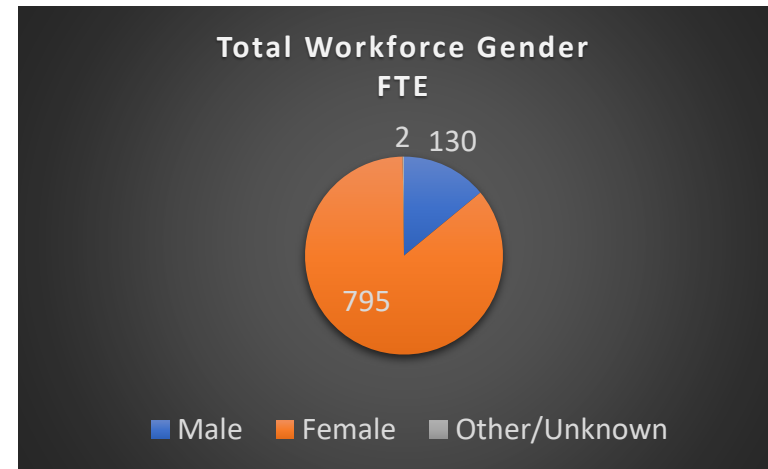
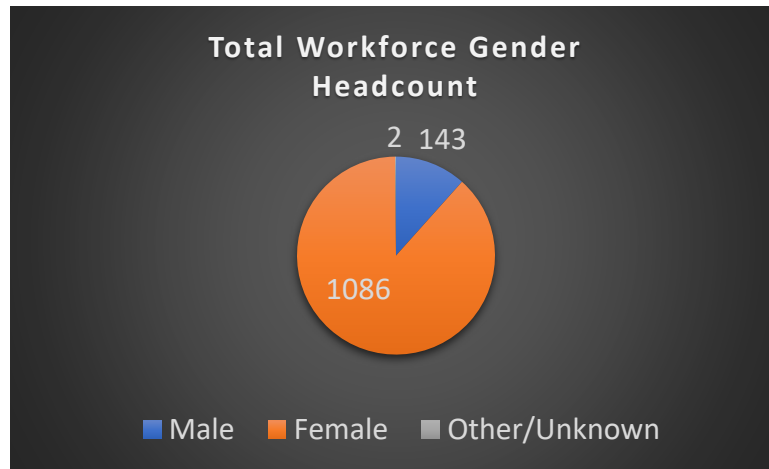
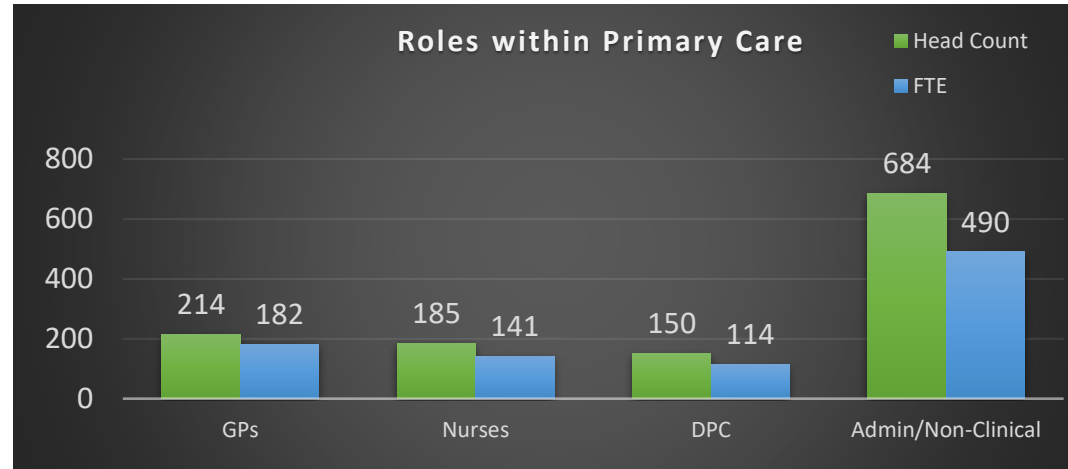
Advanced Paramedic Practitioners: <b>HC = 3</b> <b>FTE = 3</b>	Advanced Pharmacist Practitioners: <b>HC = 0</b> <b>FTE = 0</b>	Advanced Physiotherapist Practitioners: <b>HC = 1</b> <b>FTE = 0</b>	Apprentices: <b>HC = 0</b> <b>FTE = 0</b>	Dispensers: <b>HC = 17</b> <b>FTE = 12</b>	General Practice Assistants: <b>HC = 1</b> <b>FTE = 0</b>	Health Support Workers: <b>HC = 2</b> <b>FTE = 2</b>
Health Care Assistants: <b>HC = 77</b> <b>FTE = 58</b>	IAPT Staff: <b>HC = 0</b> <b>FTE = 0</b>	Nursing Associates: <b>HC = 4</b> <b>FTE = 3</b>	Other Direct Patient Care: <b>HC = 3</b> <b>FTE = 2</b>	Paramedics: <b>HC = 15</b> <b>FTE = 14</b>	Pharmacists: <b>HC = 9</b> <b>FTE = 7</b>	Pharmacy Technicians: <b>HC = 3</b> <b>FTE = 2</b>
Phlebotomists: <b>HC = 13</b> <b>FTE = 9</b>	Physician Associates: <b>HC = 2</b> <b>FTE = 2</b>	Physiotherapists: <b>HC = 0</b> <b>FTE = 0</b>	Social Prescribing Link Workers: <b>HC = 0</b> <b>FTE = 0</b>	Therapists: <b>HC = 0</b> <b>FTE = 0</b>		



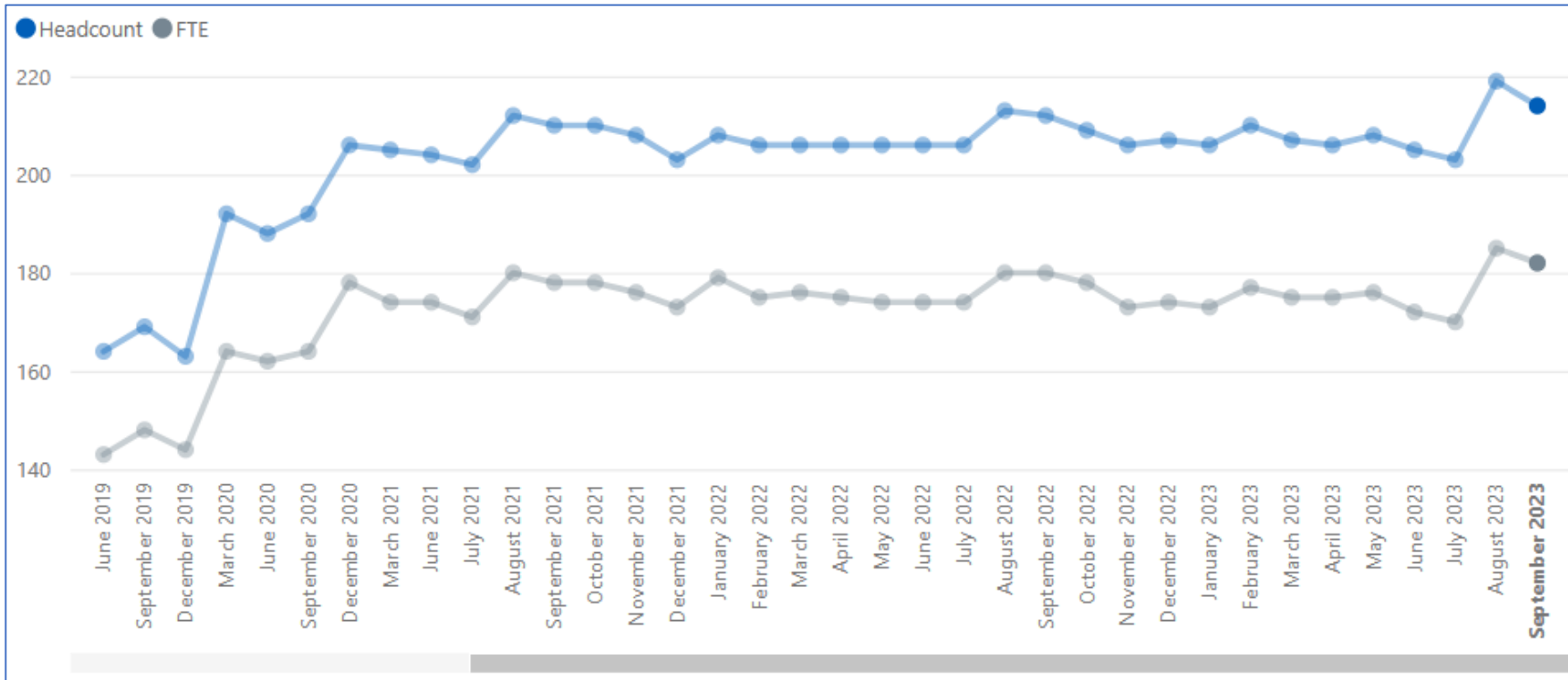
Administration

Apprentices: <b>HC = 7</b> <b>FTE = 7</b>	Estates & Ancillary: <b>HC = 4</b> <b>FTE = 2</b>	Management Partners: <b>HC = 1</b> <b>FTE = 1</b>	Managers: <b>HC = 69</b> <b>FTE = 62</b>	Medical Secretaries: <b>HC = 66</b> <b>FTE = 49</b>	Other Admin/Non-clinical: <b>HC = 191</b> <b>FTE = 129</b>	Receptionists: <b>HC = 344</b> <b>FTE = 238</b>	Telephonists: <b>HC = 6</b> <b>FTE = 4</b>
---	---	---	--	---	--	---	--

# North East Essex Demographics – Headcount and FTE



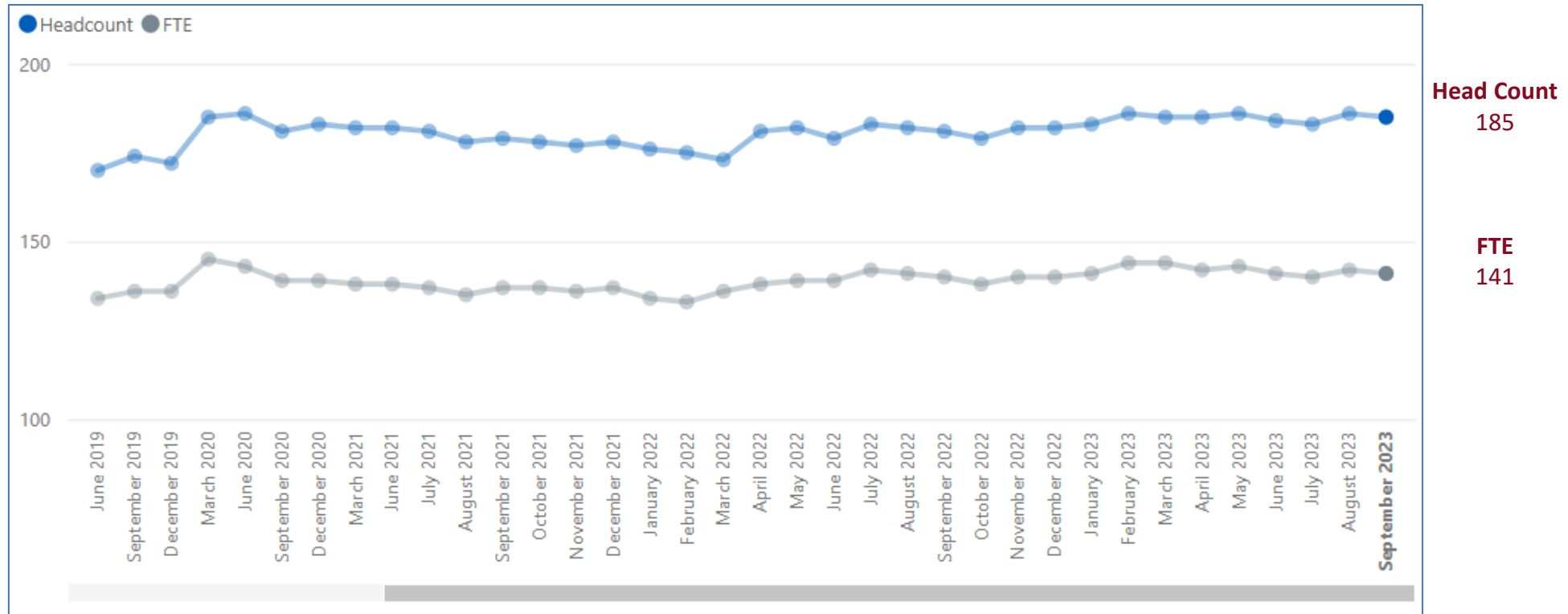
# North East Essex GP Trends – Headcount and FTE



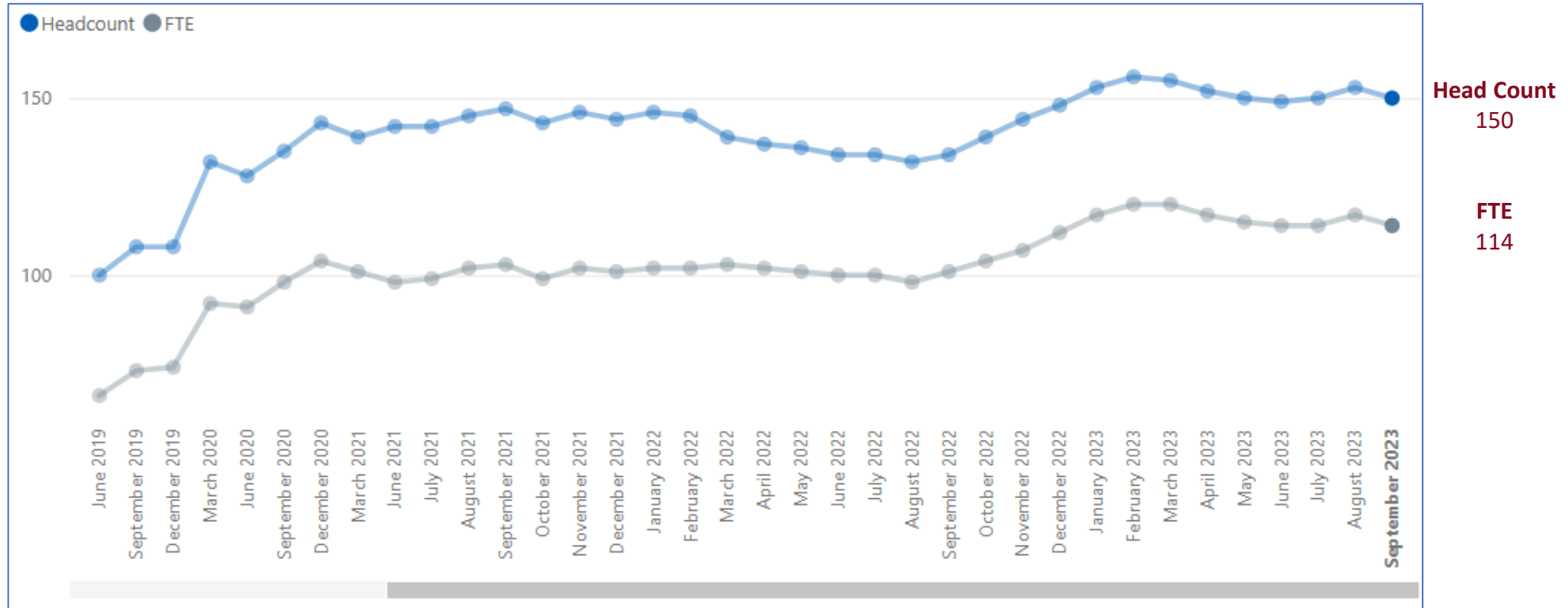
Head Count  
214

FTE  
182

# North East Essex Nurses Trends – Headcount and FTE

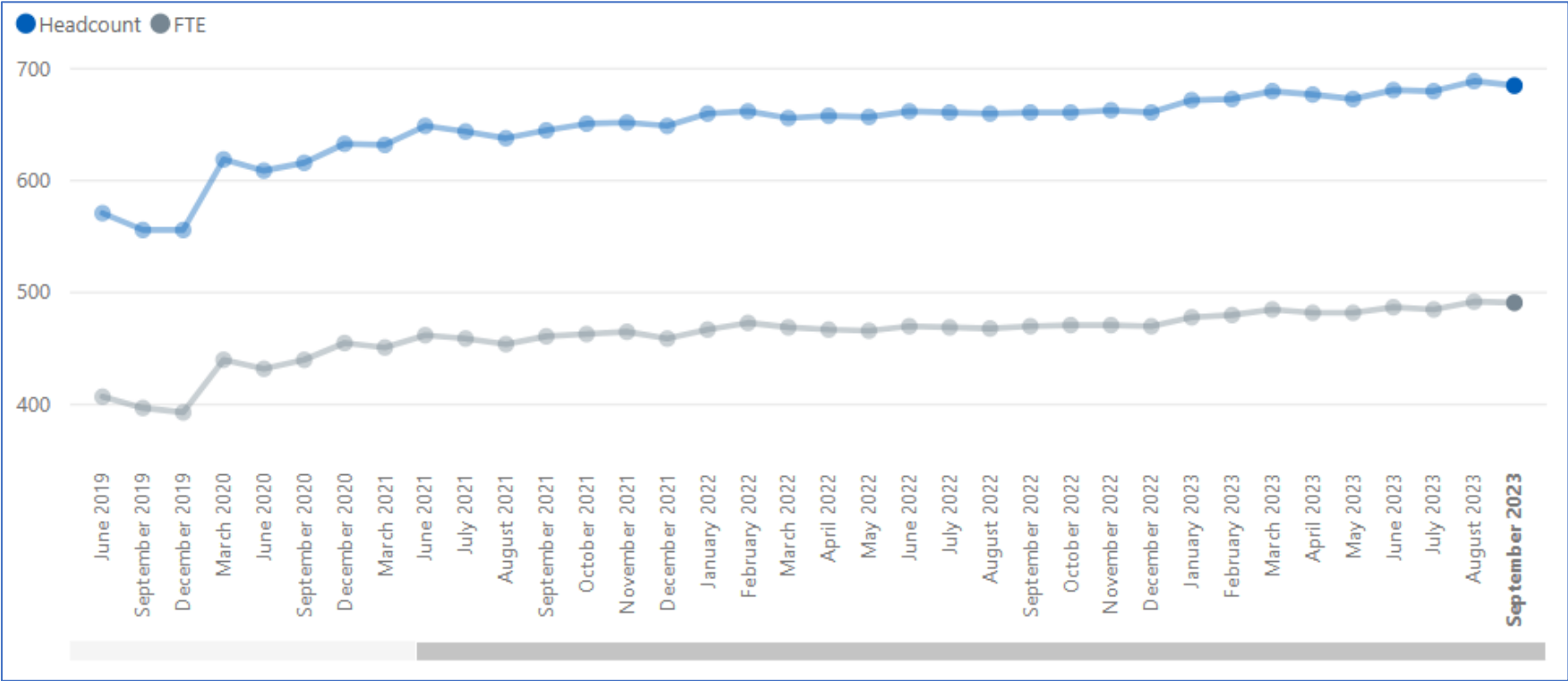


# North East Essex Direct Patient Care Trends – Headcount and FTE





# North East Essex Administration/Non-Clinical Trends – Headcount and FTE



**Head Count**  
684

**FTE**  
490

# West Essex GP Practices Workforce Information

September 2023

# West Essex Workforce Roles in Primary Care – Headcount and FTE



Doctors

GP Partners: <b>HC = 91</b> <b>FTE = 78</b>	GP Regular Locums: <b>HC = 18</b> <b>FTE = 9</b>	GP Retainers: <b>HC = 3</b> <b>FTE = 1</b>	GPs in Training Grades: <b>HC = 67</b> <b>FTE = 63</b>	Salaried GPs: <b>HC = 75</b> <b>FTE = 43</b>
---	--	--	---	--

**Key**  
HC = Head Count  
FTE = Full-Time Equivalent



Nurses

Advanced Nurse Practitioners: <b>HC = 26</b> <b>FTE = 19</b>	Extended Role Practice Nurses: <b>HC = 0</b> <b>FTE = 0</b>	Nurse Dispensers: <b>HC = 0</b> <b>FTE = 0</b>	Nurse Specialists: <b>HC = 1</b> <b>FTE = 0</b>	Nursing Partners: <b>HC = 1</b> <b>FTE = 1</b>	Other Nurses: <b>HC = 0</b> <b>FTE = 0</b>	Practice Nurses: <b>HC = 72</b> <b>FTE = 50</b>	Trainee Nurses: <b>HC = 0</b> <b>FTE = 0</b>
--	---	--	---	--	--	---	--



Direct Patient Care

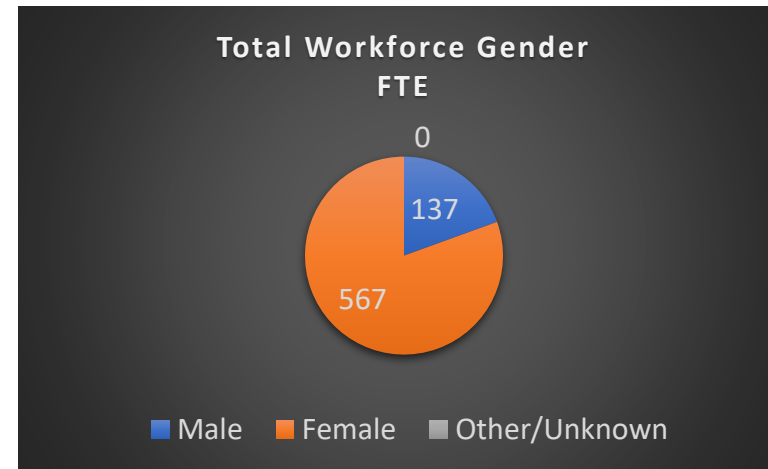
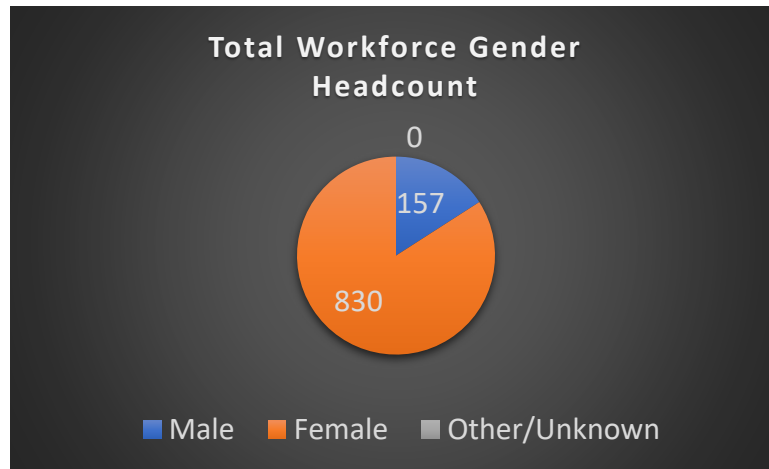
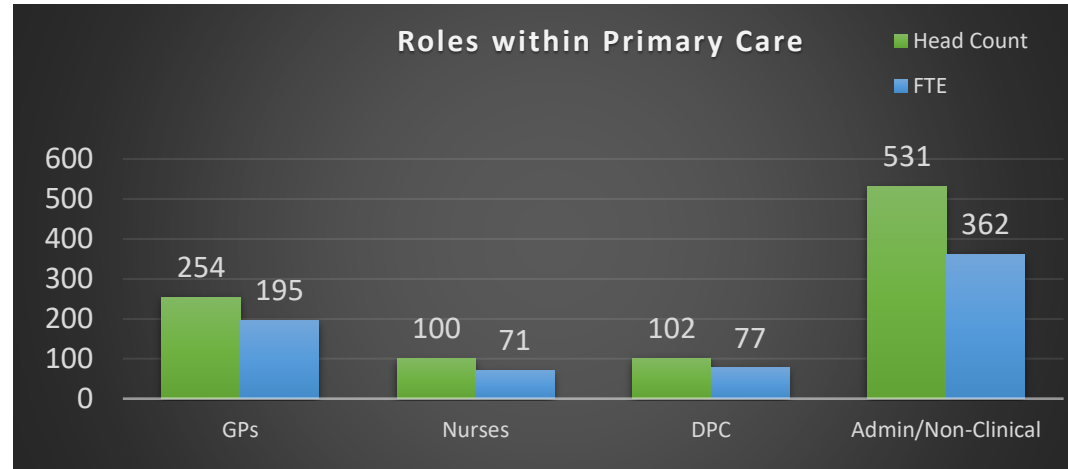
Advanced Paramedic Practitioners: <b>HC = 2</b> <b>FTE = 2</b>	Advanced Pharmacist Practitioners: <b>HC = 2</b> <b>FTE = 2</b>	Advanced Physiotherapist Practitioners: <b>HC = 0</b> <b>FTE = 0</b>	Apprentices: <b>HC = 0</b> <b>FTE = 0</b>	Dispensers: <b>HC = 28</b> <b>FTE = 21</b>	General Practice Assistants: <b>HC = 1</b> <b>FTE = 1</b>	Health Support Workers: <b>HC = 1</b> <b>FTE = 1</b>
Health Care Assistants: <b>HC = 53</b> <b>FTE = 37</b>	Nursing Associates: <b>HC = 0</b> <b>FTE = 0</b>	Other Direct Patient Care: <b>HC = 1</b> <b>FTE = 1</b>	Paramedics: <b>HC = 4</b> <b>FTE = 4</b>	Pharmacists: <b>HC = 7</b> <b>FTE = 4</b>	Pharmacy Technicians: <b>HC = 0</b> <b>FTE = 0</b>	Phlebotomists: <b>HC = 1</b> <b>FTE = 1</b>
Physician Associates: <b>HC = 0</b> <b>FTE = 0</b>	Physiotherapists: <b>HC = 0</b> <b>FTE = 0</b>	Social Prescribing Link Workers: <b>HC = 2</b> <b>FTE = 2</b>	Therapists: <b>HC = 0</b> <b>FTE = 0</b>			



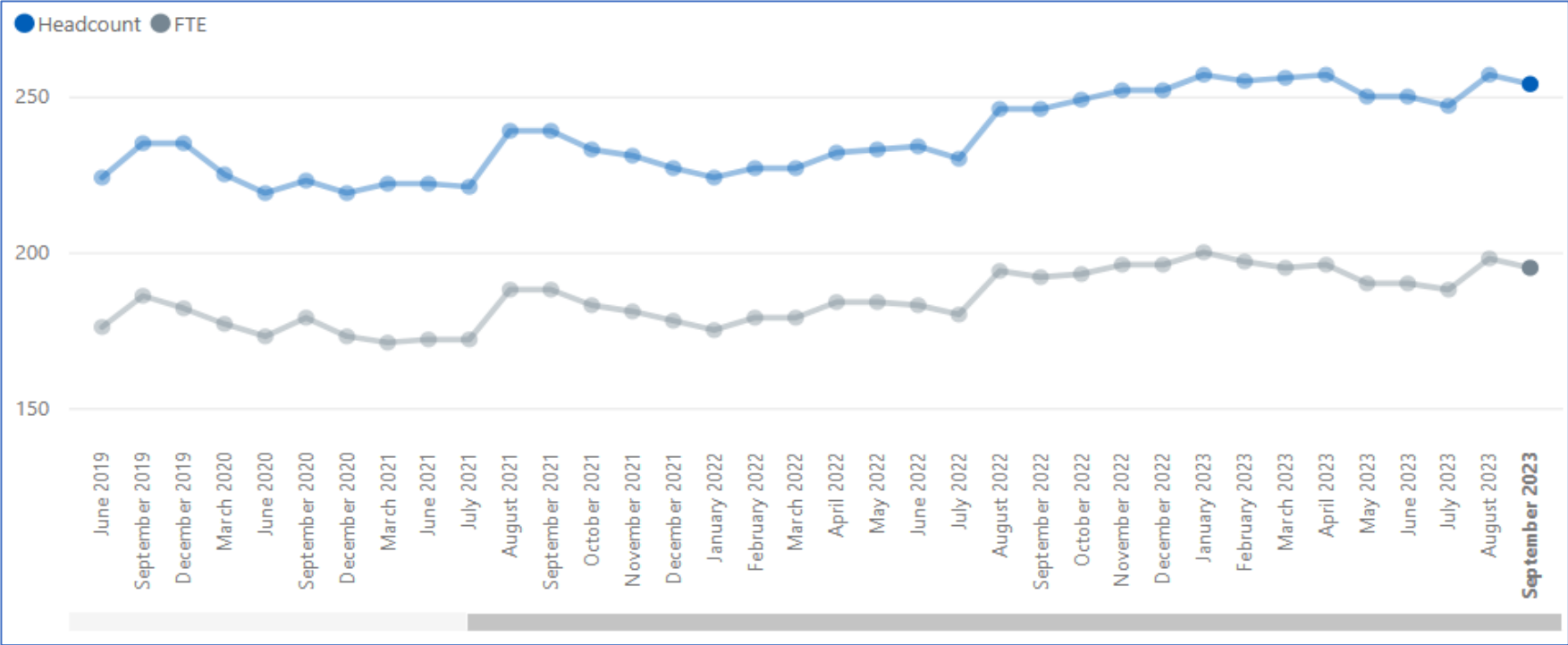
Administration

Apprentices: <b>HC = 0</b> <b>FTE = 0</b>	Estates & Ancillary: <b>HC = 2</b> <b>FTE = 1</b>	Management Partners: <b>HC = 1</b> <b>FTE = 1</b>	Managers: <b>HC = 49</b> <b>FTE = 42</b>	Medical Secretaries: <b>HC = 52</b> <b>FTE = 35</b>	Other Admin/Non-clinical: <b>HC = 127</b> <b>FTE = 91</b>	Receptionists: <b>HC = 300</b> <b>FTE = 192</b>	Telephonists: <b>HC = 1</b> <b>FTE = 1</b>
---	---	---	--	---	---	---	--

# West Essex Demographics – Headcount and FTE



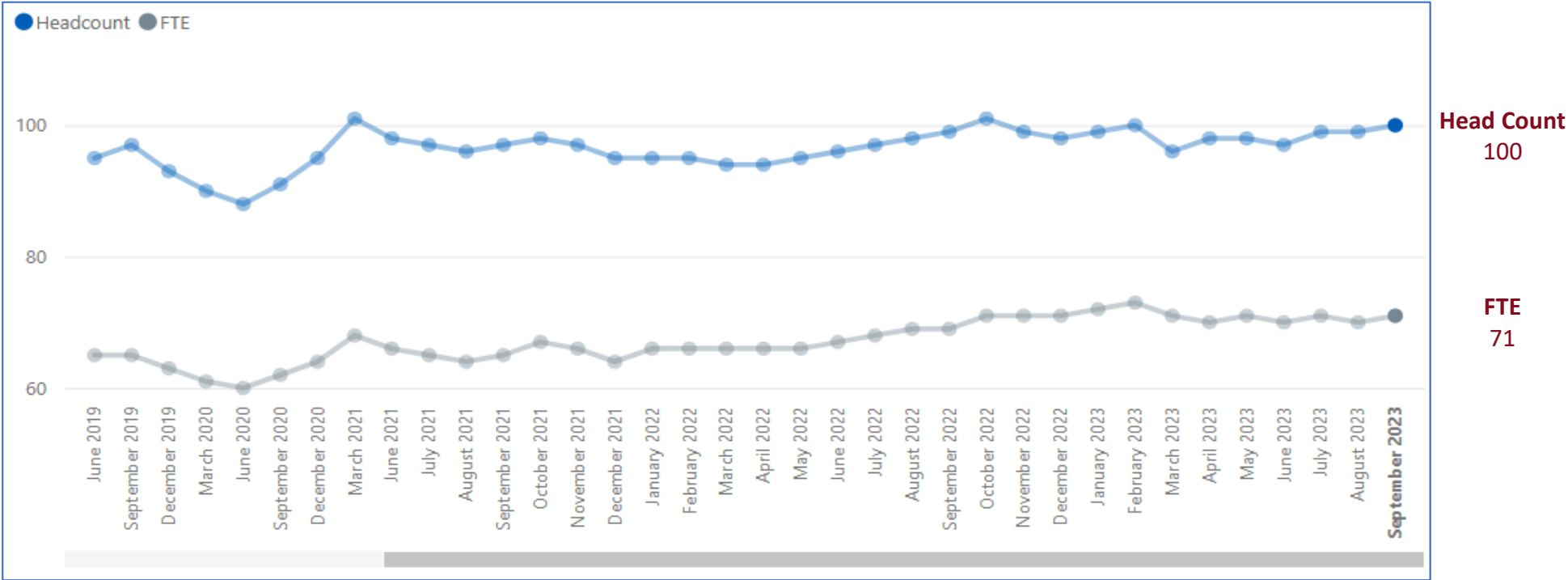
# West Essex GP Trends – Headcount and FTE



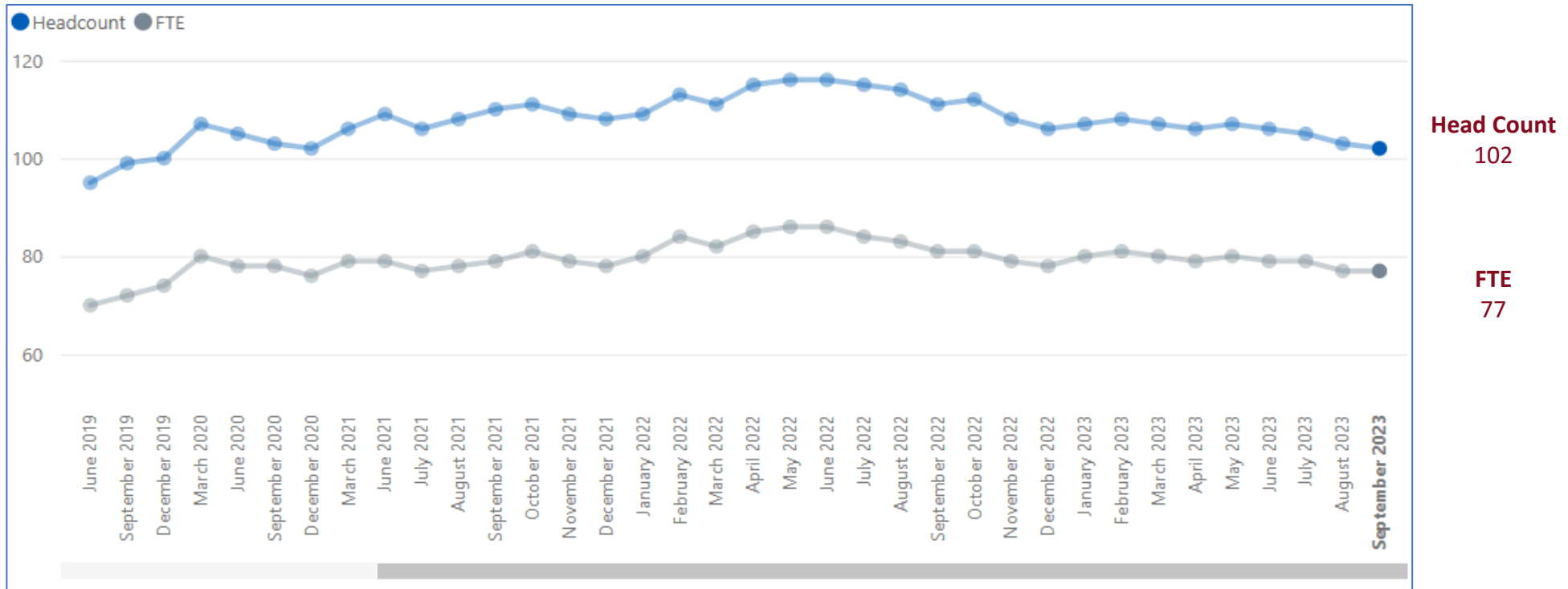
Head Count  
254

FTE  
195

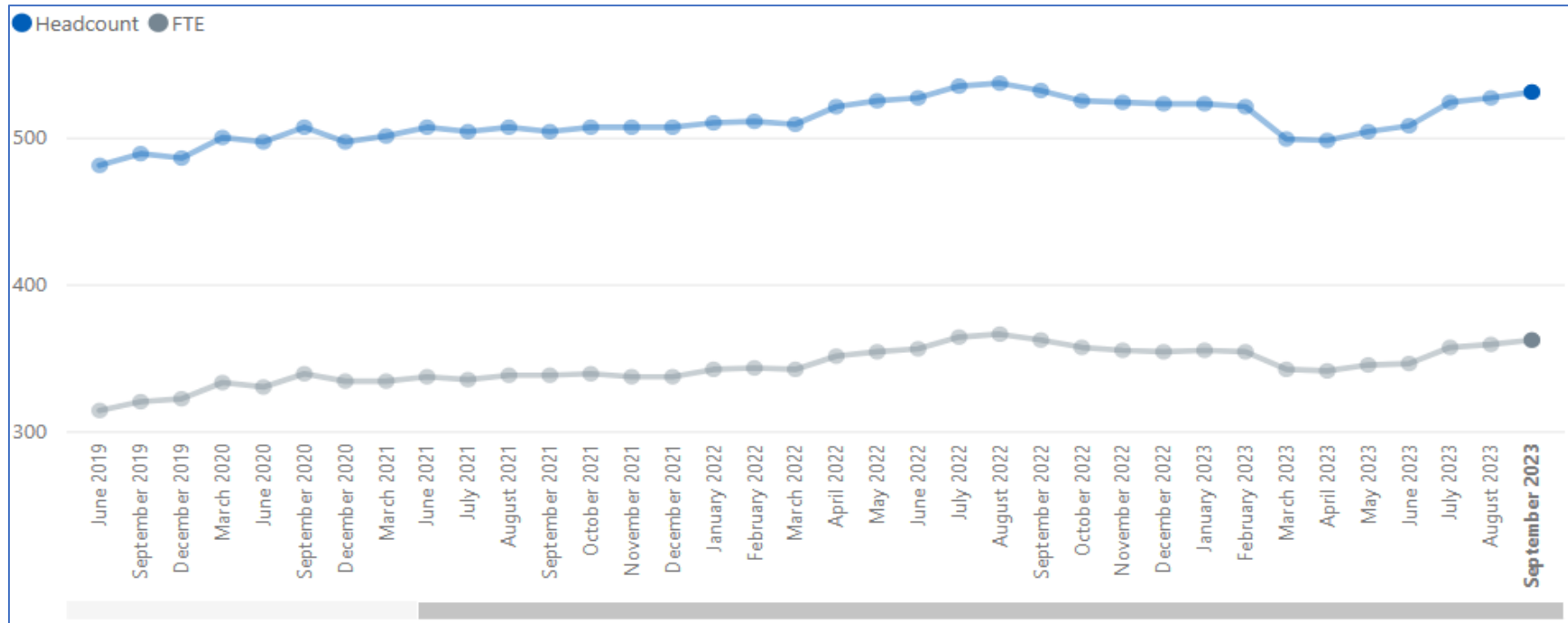
# West Essex Nurses Trends – Headcount and FTE



# West Essex Direct Patient Care Trends – Headcount and FTE



# West Essex Administration/Non-Clinical Trends – Headcount and FTE



**Head Count**  
531

**FTE**  
362



# Mid Essex GP Practices Workforce Information

September 2023

# Mid Essex Workforce Roles in Primary Care – Headcount and FTE



GP Partners:  
**HC = 114**  
**FTE = 113**

GP Regular Locums:  
**HC = 4**  
**FTE = 2**

GP Retainers:  
**HC = 1**  
**FTE = 0**

GPs in Training  
 Grades:  
**HC = 56**  
**FTE = 54**

Salaried  
 GPs:  
**HC = 92**  
**FTE = 55**

Key  
 HC = Head Count  
 FTE = Full-Time Equivalent



Advanced Nurse  
 Practitioners:  
**HC = 43**  
**FTE = 33**

Extended Role  
 Practice Nurses:  
**HC = 2**  
**FTE = 2**

Nurse  
 Dispensers:  
**HC = 1**  
**FTE = 1**

Nurse  
 Specialists:  
**HC = 0**  
**FTE = 0**

Nursing  
 Partners:  
**HC = 0**  
**FTE = 0**

Other  
 Nurses:  
**HC = 2**  
**FTE = 1**

Practice  
 Nurses:  
**HC = 120**  
**FTE = 76**

Trainee  
 Nurses:  
**HC = 0**  
**FTE = 0**



Advanced Paramedic  
 Practitioners:  
**HC = 4**  
**FTE = 4**

Advanced Pharmacist  
 Practitioners:  
**HC = 6**  
**FTE = 5**

Advanced Physiotherapist  
 Practitioners:  
**HC = 1**  
**FTE = 1**

Apprentices:  
**HC = 0**  
**FTE = 0**

Dispensers:  
**HC = 77**  
**FTE = 55**

Health Support  
 Workers:  
**HC = 0**  
**FTE = 0**

Health Care  
 Assistants:  
**HC = 58**  
**FTE = 39**

Nursing  
 Associates:  
**HC = 0**  
**FTE = 0**

Other Direct  
 Patient Care:  
**HC = 5**  
**FTE = 2**

Paramedics:  
**HC = 10**  
**FTE = 8**

Pharmacists:  
**HC = 15**  
**FTE = 10**

Pharmacy  
 Technicians:  
**HC = 2**  
**FTE = 1**

Phlebotomists:  
**HC = 2**  
**FTE = 1**

Physician  
 Associates:  
**HC = 2**  
**FTE = 2**

Physiotherapists:  
**HC = 1**  
**FTE = 1**

Social Prescribing  
 Link Workers:  
**HC = 1**  
**FTE = 0**

Therapists:  
**HC = 0**  
**FTE = 0**

Trainee Nursing  
 Associates:  
**HC = 1**  
**FTE = 1**



Apprentices:  
**HC = 2**  
**FTE = 2**

Estates  
 & Ancillary:  
**HC = 7**  
**FTE = 2**

Management  
 Partners:  
**HC = 2**  
**FTE = 2**

Managers:  
**HC = 60**  
**FTE = 53**

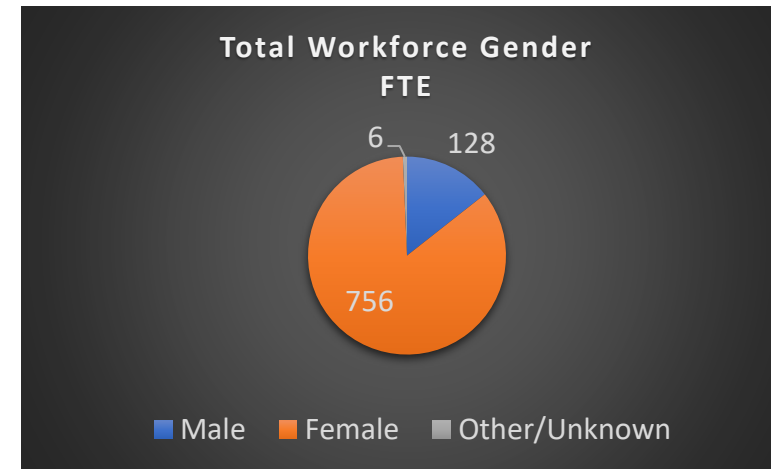
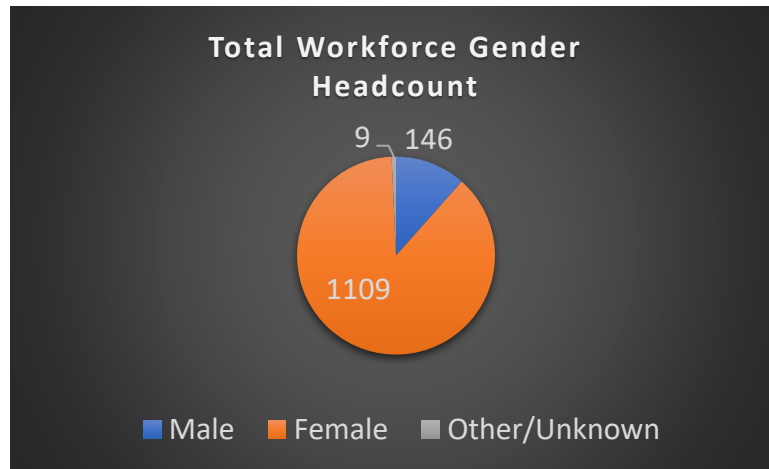
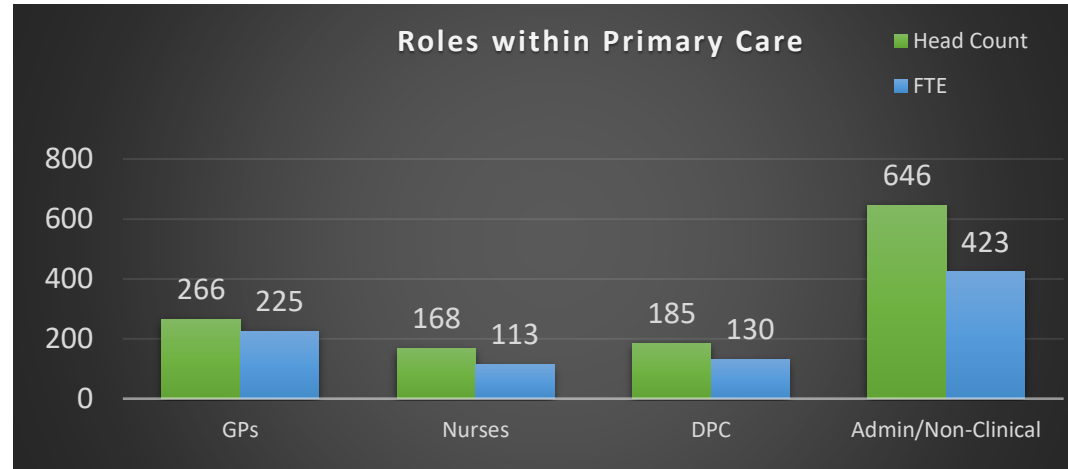
Medical  
 Secretaries:  
**HC = 78**  
**FTE = 51**

Other Admin/Non-  
 clinical:  
**HC = 179**  
**FTE = 117**

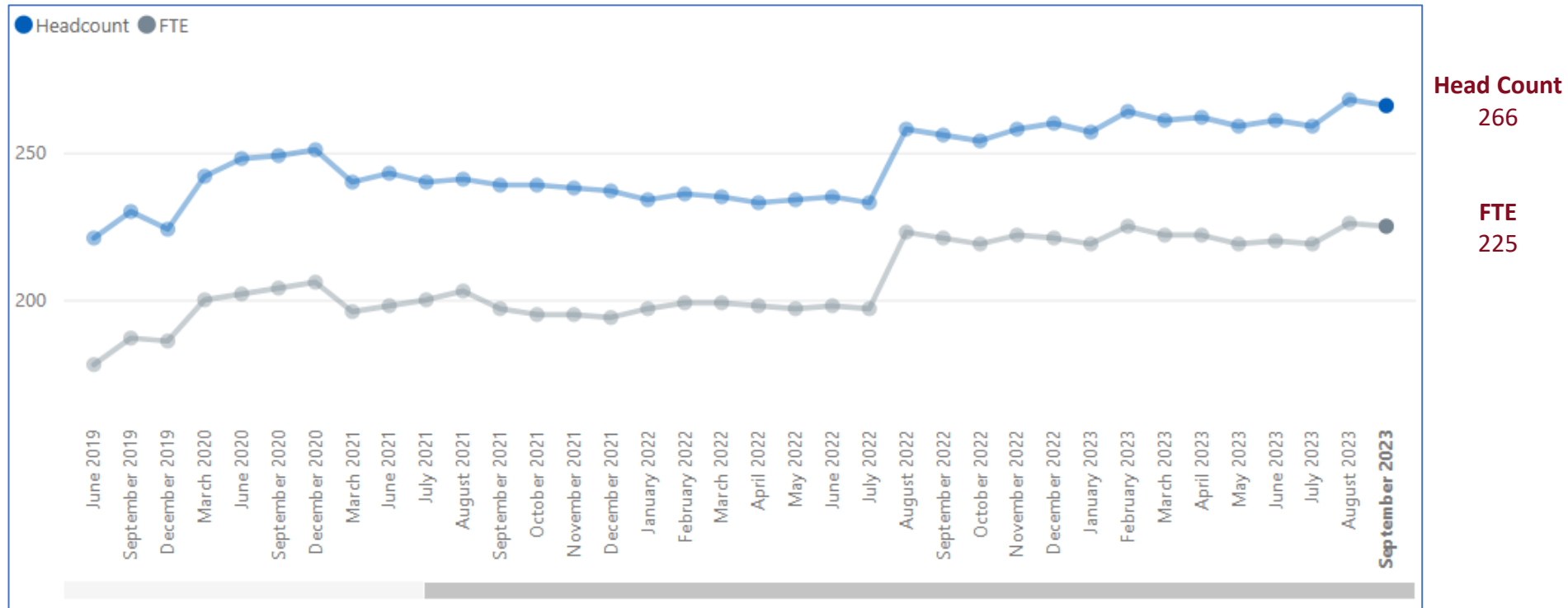
Receptionists:  
**HC = 320**  
**FTE = 196**

Telephonists:  
**HC = 1**  
**FTE = 1**

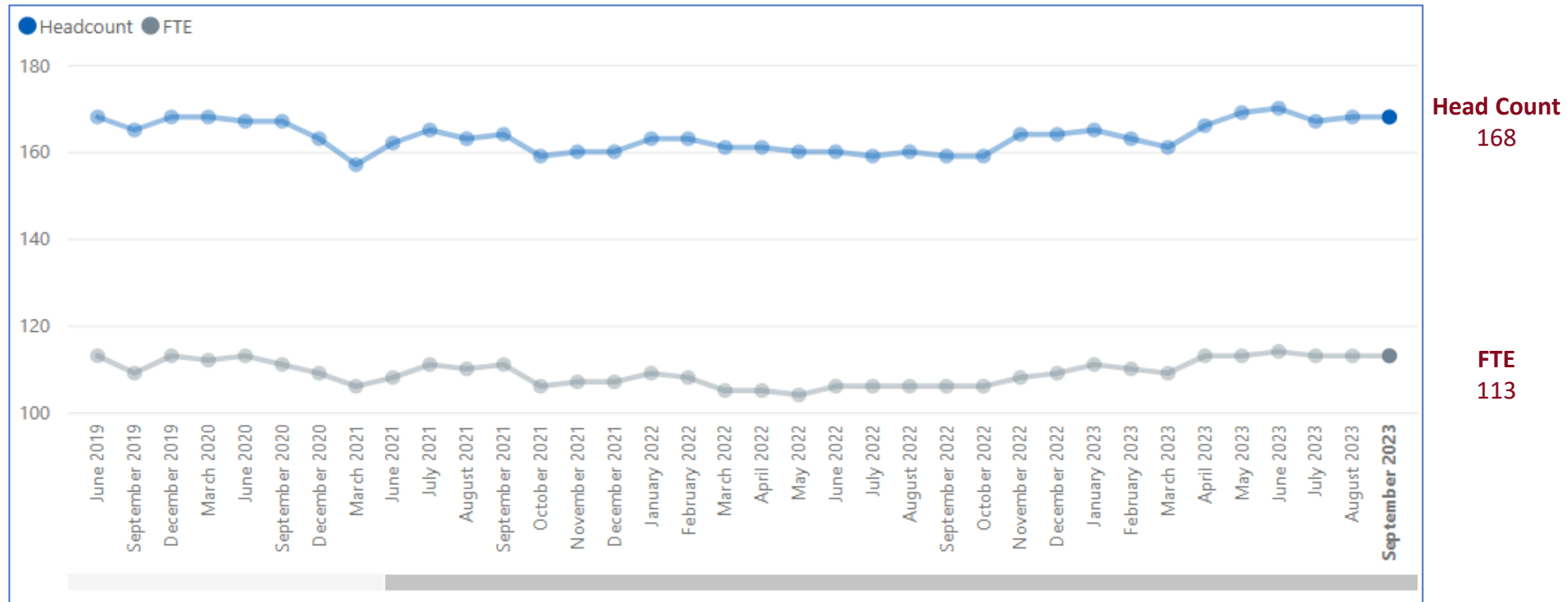
# Mid Essex Demographics – Headcount and FTE



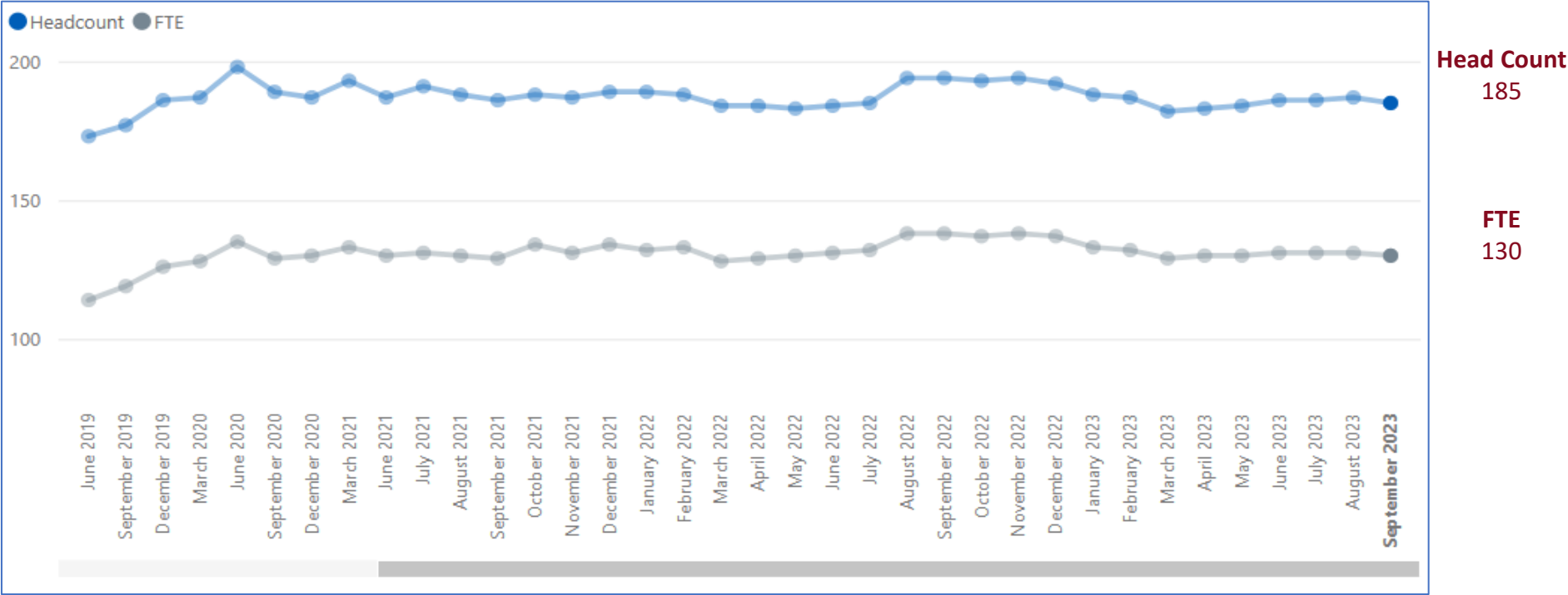
# Mid Essex GP Trends – Headcount and FTE



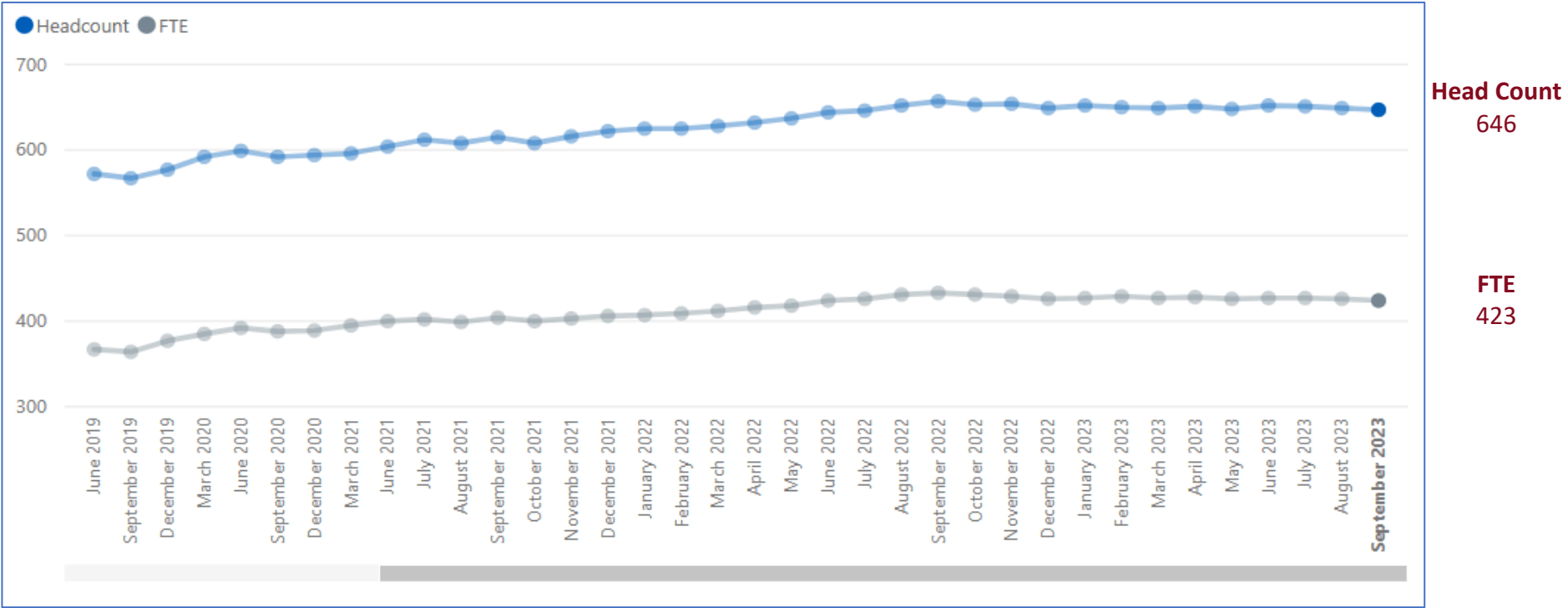
# Mid Essex Nurses Trends – Headcount and FTE



# Mid Essex Direct Patient Care Trends – Headcount and FTE



# Mid Essex Administration/Non-Clinical Trends – Headcount and FTE



**Basildon & Brentwood  
GP Practices  
Workforce Information  
September 2023**



# Basildon & Brentwood Workforce Roles in Primary Care – Headcount and FTE



Doctors

GP Partners: <b>HC = 96</b> <b>FTE = 83</b>	GP Regular Locums: <b>HC = 10</b> <b>FTE = 4</b>	GP Retainers: <b>HC = 1</b> <b>FTE = 1</b>	GPs in Training Grades: <b>HC = 30</b> <b>FTE = 29</b>	Salaried GPs: <b>HC = 36</b> <b>FTE = 20</b>
---	--	--	---	---

**Key**  
 HC = Head Count  
 FTE = Full-Time Equivalent



Nurses

Advanced Nurse Practitioners: <b>HC = 19</b> <b>FTE = 15</b>	Extended Role Practice Nurses: <b>HC = 1</b> <b>FTE = 0</b>	Nurse Dispensers: <b>HC = 0</b> <b>FTE = 0</b>	Nurse Specialists: <b>HC = 0</b> <b>FTE = 0</b>	Nursing Partners: <b>HC = 0</b> <b>FTE = 0</b>	Other Nurses: <b>HC = 2</b> <b>FTE = 1</b>	Practice Nurses: <b>HC = 75</b> <b>FTE = 45</b>	Trainee Nurses: <b>HC = 1</b> <b>FTE = 0</b>
---	--	---	--	---	---	--	---



Direct Patient Care

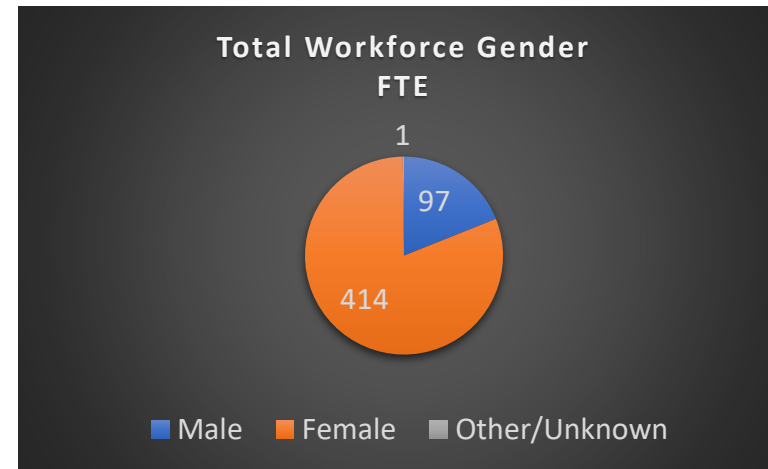
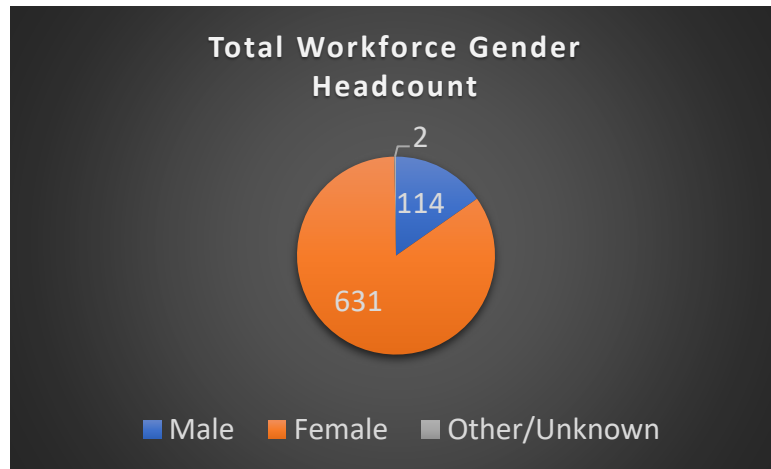
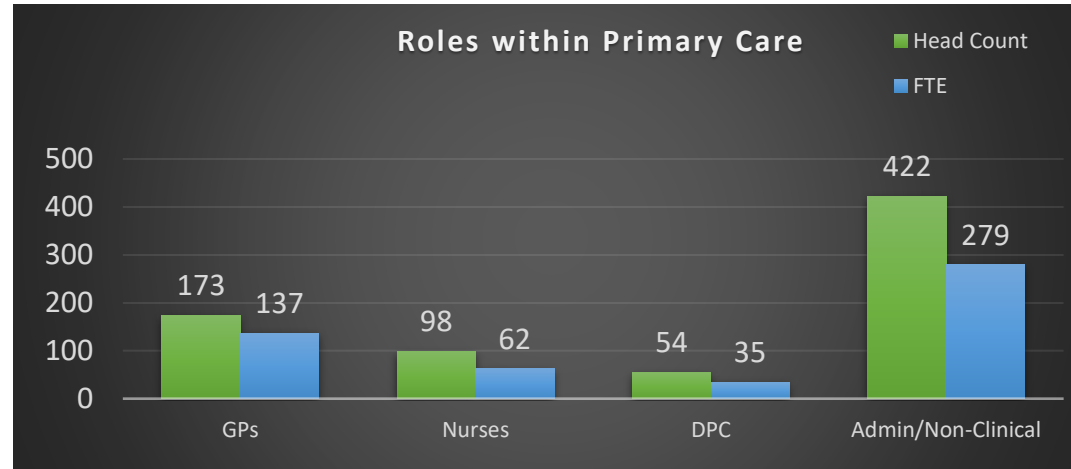
Advanced Paramedic Practitioners: <b>HC = 0</b> <b>FTE = 0</b>	Advanced Pharmacist Practitioners: <b>HC = 1</b> <b>FTE = 1</b>	Advanced Physiotherapist Practitioners: <b>HC = 0</b> <b>FTE = 0</b>	Apprentices: <b>HC = 0</b> <b>FTE = 0</b>	Dispensers: <b>HC = 4</b> <b>FTE = 3</b>	General Practice Assistants: <b>HC = 1</b> <b>FTE = 1</b>	Health Support Workers: <b>HC = 0</b> <b>FTE = 0</b>
Health Care Assistants: <b>HC = 30</b> <b>FTE = 19</b>	Nursing Associates: <b>HC = 0</b> <b>FTE = 0</b>	Other Direct Patient Care: <b>HC = 2</b> <b>FTE = 1</b>	Paramedics: <b>HC = 1</b> <b>FTE = 1</b>	Pharmacists: <b>HC = 11</b> <b>FTE = 7</b>	Pharmacy Technicians: <b>HC = 0</b> <b>FTE = 0</b>	Phlebotomists: <b>HC = 1</b> <b>FTE = 0</b>
Physician Associates: <b>HC = 3</b> <b>FTE = 3</b>	Physiotherapists: <b>HC = 0</b> <b>FTE = 0</b>	Social Prescribing Link Workers: <b>HC = 0</b> <b>FTE = 0</b>	Therapists: <b>HC = 0</b> <b>FTE = 0</b>			



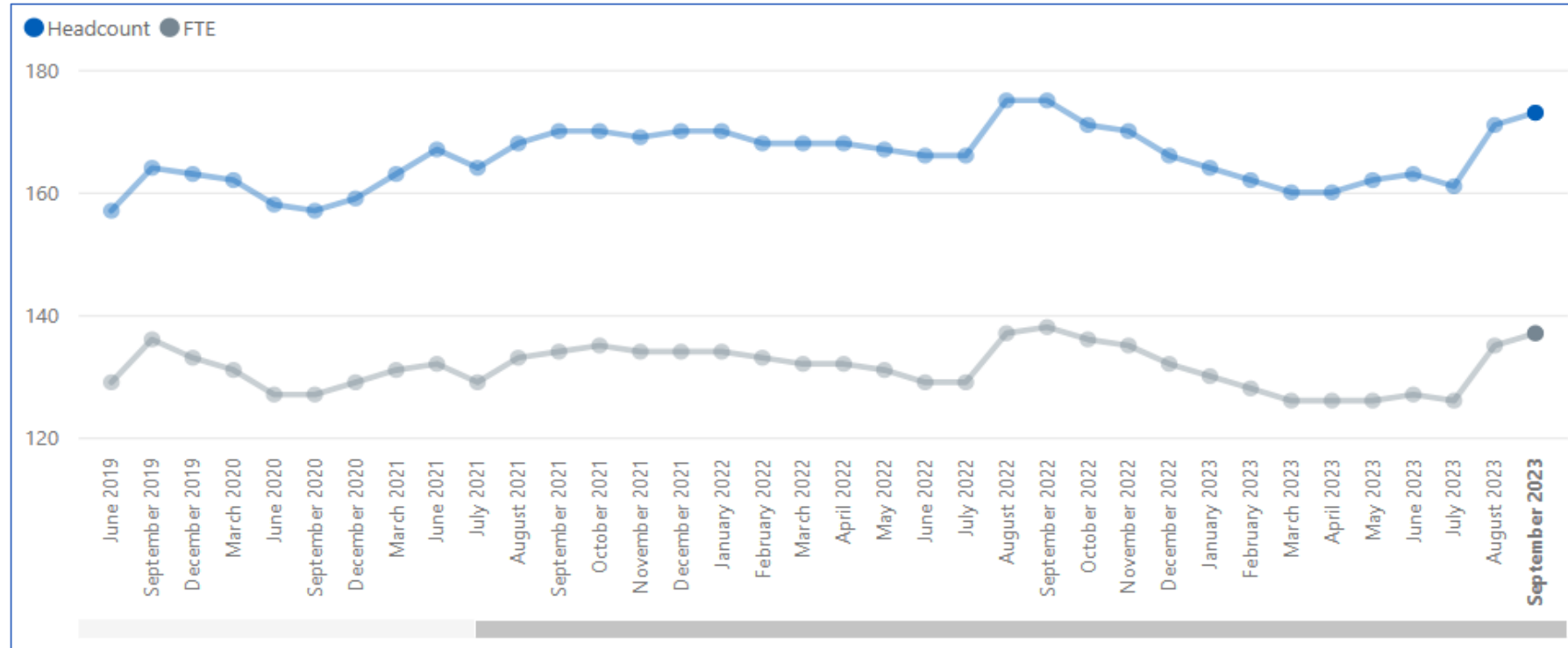
Administration

Apprentices: <b>HC = 1</b> <b>FTE = 1</b>	Estates & Ancillary: <b>HC = 3</b> <b>FTE = 2</b>	Management Partners: <b>HC = 0</b> <b>FTE = 0</b>	Managers: <b>HC = 42</b> <b>FTE = 37</b>	Medical Secretaries: <b>HC = 43</b> <b>FTE = 30</b>	Other Admin/Non- clinical: <b>HC = 66</b> <b>FTE = 40</b>	Receptionists: <b>HC = 266</b> <b>FTE = 169</b>	Telephonists: <b>HC = 1</b> <b>FTE = 0</b>
---	--	--	--	--	--	---	--

# Basildon & Brentwood Demographics – Headcount and FTE



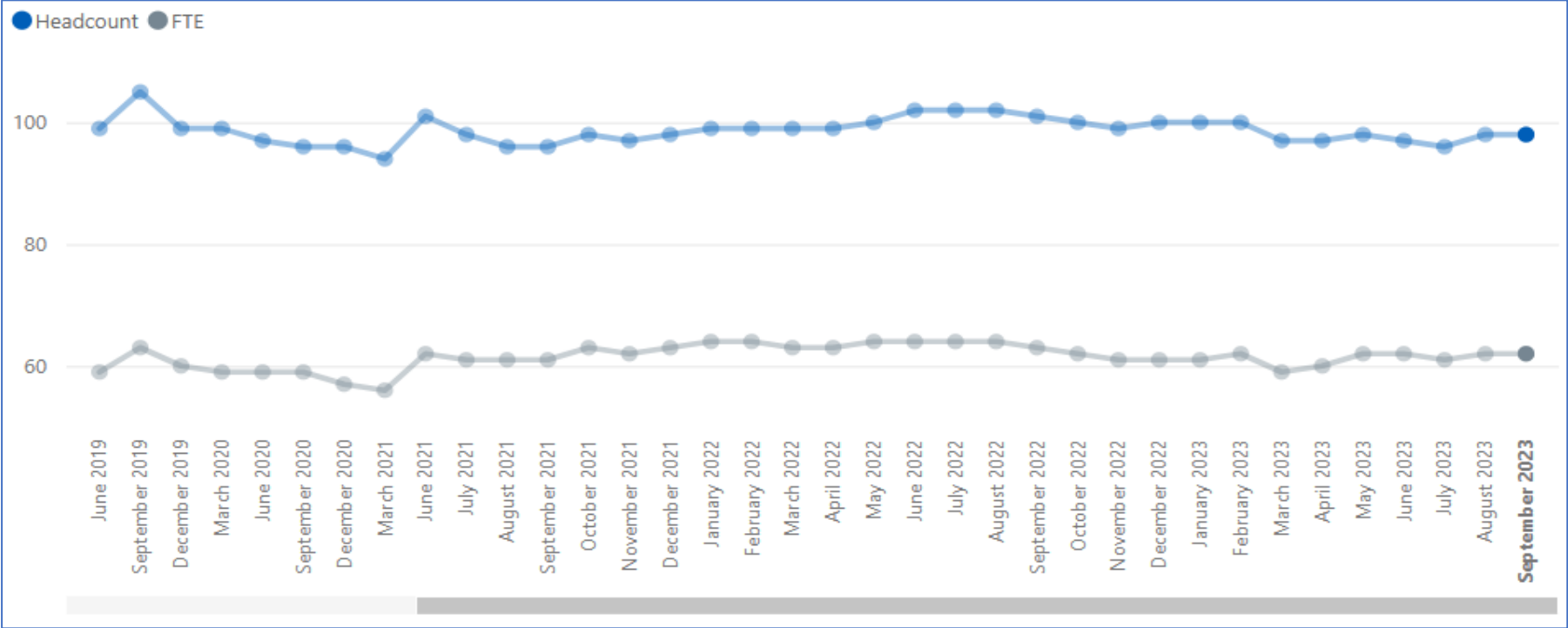
# Basildon & Brentwood GP Trends – Headcount and FTE



Head Count  
173

FTE  
137

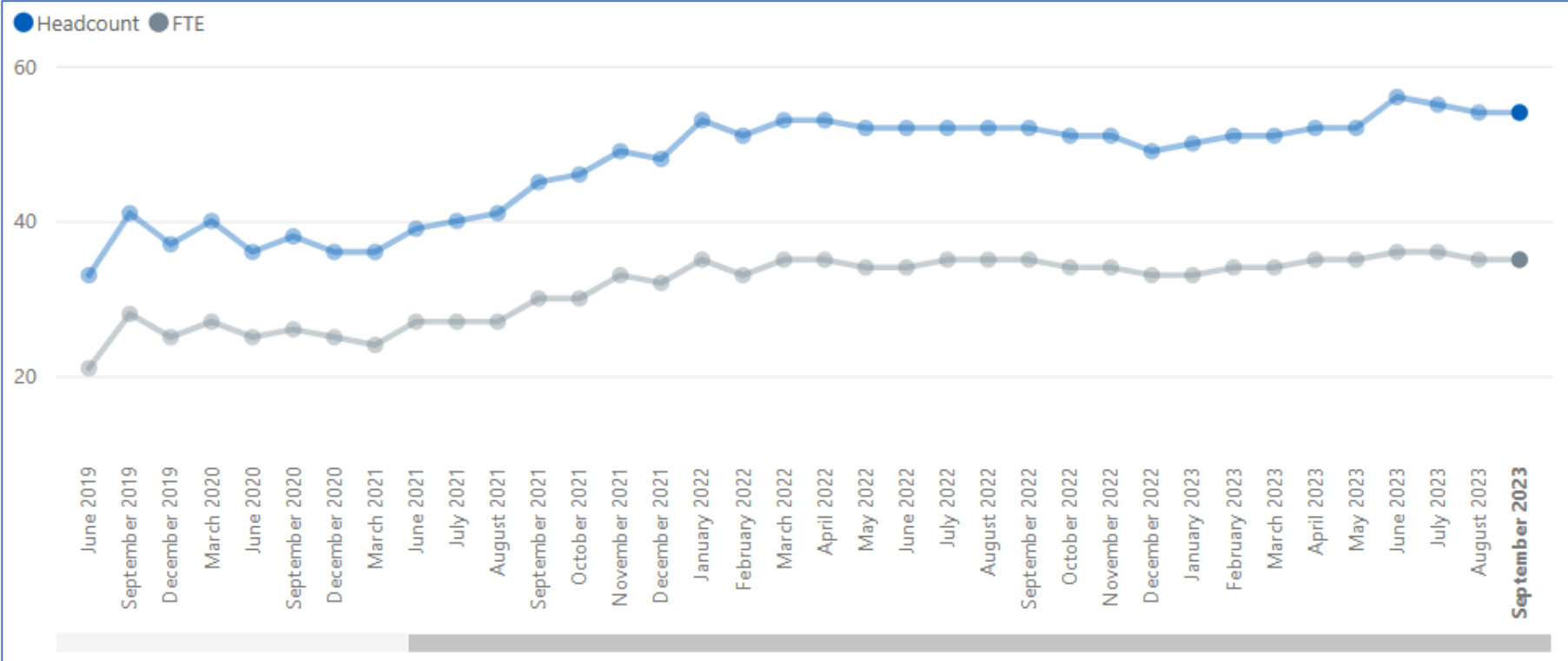
# Basildon & Brentwood Nurses Trends – Headcount and FTE



Head Count  
98

FTE  
62

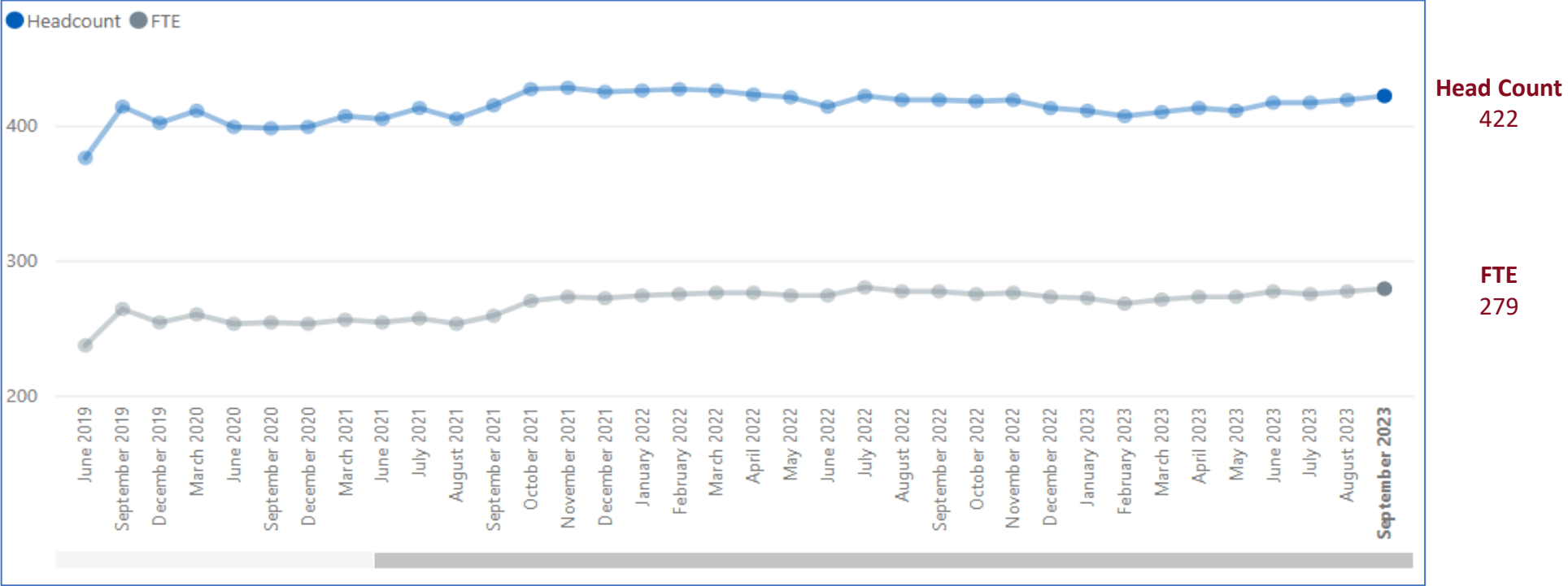
# Basildon & Brentwood Direct Patient Care Trends – Headcount and FTE



Head Count  
54

FTE  
35

# Basildon & Brentwood Essex Administration/Non-Clinical Trends – Headcount and FTE



# Thurrock GP Practices Workforce Information

September 2023

# Thurrock Workforce Roles in Primary Care – Headcount and FTE



Doctors

GP Partners:  
**HC = 41**  
**FTE = 40**

GP Regular Locums:  
**HC = 17**  
**FTE = 11**

GP Retainers:  
**HC = 0**  
**FTE = 0**

GPs in Training  
 Grades:  
**HC = 11**  
**FTE = 10**

Salaried  
 GPs:  
**HC = 22**  
**FTE = 16**

Key  
 HC = Head Count  
 FTE = Full-Time Equivalent



Nurses

Advanced Nurse  
 Practitioners:  
**HC = 15**  
**FTE = 10**

Extended Role  
 Practice Nurses:  
**HC = 1**  
**FTE = 1**

Nurse  
 Dispensers:  
**HC = 0**  
**FTE = 0**

Nurse  
 Specialists:  
**HC = 0**  
**FTE = 0**

Nursing  
 Partners:  
**HC = 0**  
**FTE = 0**

Other  
 Nurses:  
**HC = 0**  
**FTE = 0**

Practice  
 Nurses:  
**HC = 44**  
**FTE = 29**

Trainee  
 Nurses:  
**HC = 0**  
**FTE = 0**



Direct Patient Care

Advanced Paramedic  
 Practitioners:  
**HC = 0**  
**FTE = 0**

Advanced Pharmacist  
 Practitioners:  
**HC = 3**  
**FTE = 2**

Advanced Physiotherapist  
 Practitioners:  
**HC = 0**  
**FTE = 0**

Apprentices:  
**HC = 2**  
**FTE = 2**

Dispensers:  
**HC = 8**  
**FTE = 6**

Health Support  
 Workers:  
**HC = 0**  
**FTE = 0**

Health Care  
 Assistants:  
**HC = 20**  
**FTE = 12**

Nursing  
 Associates:  
**HC = 3**  
**FTE = 1**

Other Direct  
 Patient Care:  
**HC = 3**  
**FTE = 1**

Paramedics:  
**HC = 0**  
**FTE = 0**

Pharmacists:  
**HC = 9**  
**FTE = 7**

Pharmacy  
 Technicians:  
**HC = 0**  
**FTE = 0**

Phlebotomists:  
**HC = 1**  
**FTE = 1**

Physician  
 Associates:  
**HC = 8**  
**FTE = 5**

Physiotherapists:  
**HC = 0**  
**FTE = 0**

Social Prescribing  
 Link Workers:  
**HC = 0**  
**FTE = 0**

Therapists:  
**HC = 0**  
**FTE = 0**



Administration

Apprentices:  
**HC = 1**  
**FTE = 1**

Estates  
 & Ancillary:  
**HC = 2**  
**FTE = 1**

Management  
 Partners:  
**HC = 5**  
**FTE = 5**

Managers:  
**HC = 31**  
**FTE = 28**

Medical  
 Secretaries:  
**HC = 19**  
**FTE = 14**

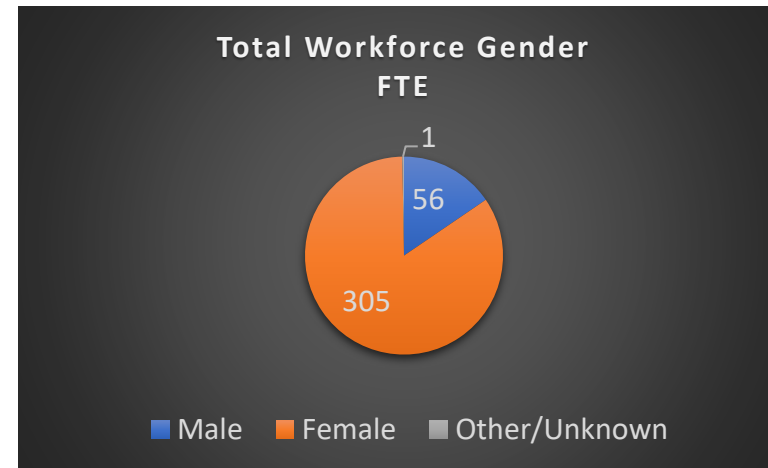
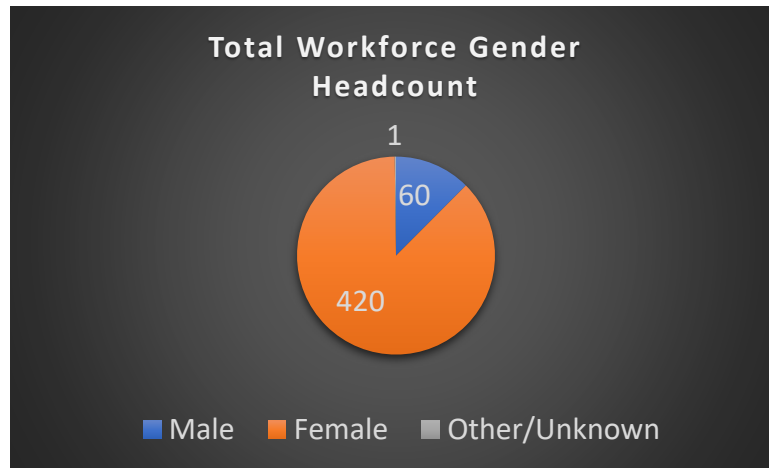
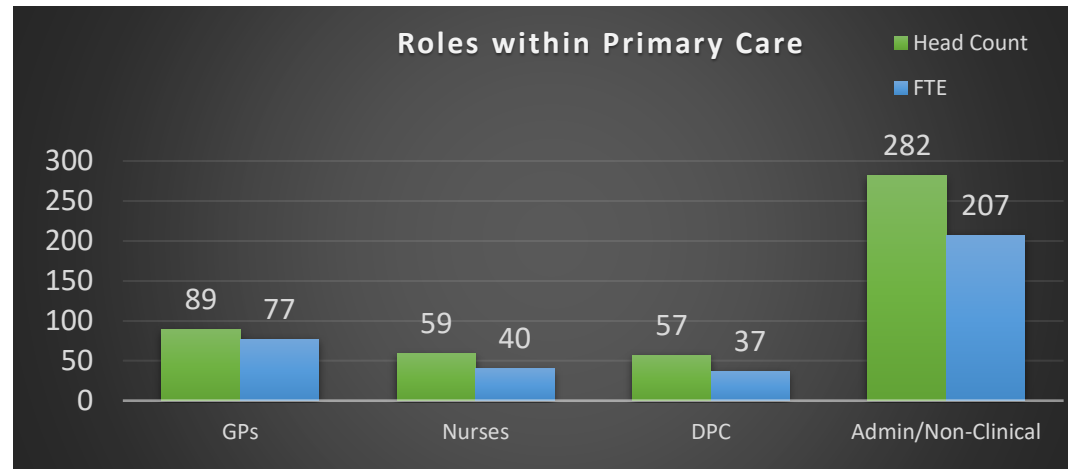
Other Admin/Non-  
 clinical:  
**HC = 40**  
**FTE = 31**

Receptionists:  
**HC = 186**  
**FTE = 128**

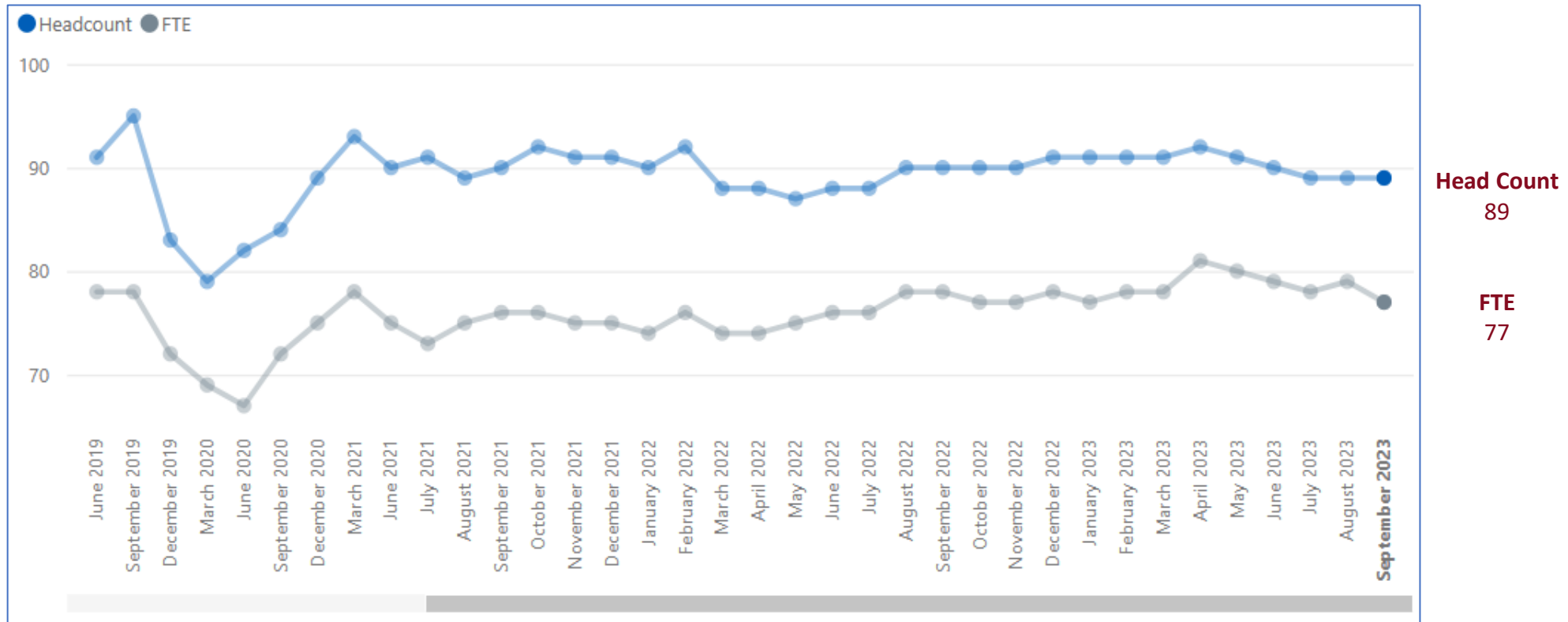
Telephonists:  
**HC = 0**  
**FTE = 0**



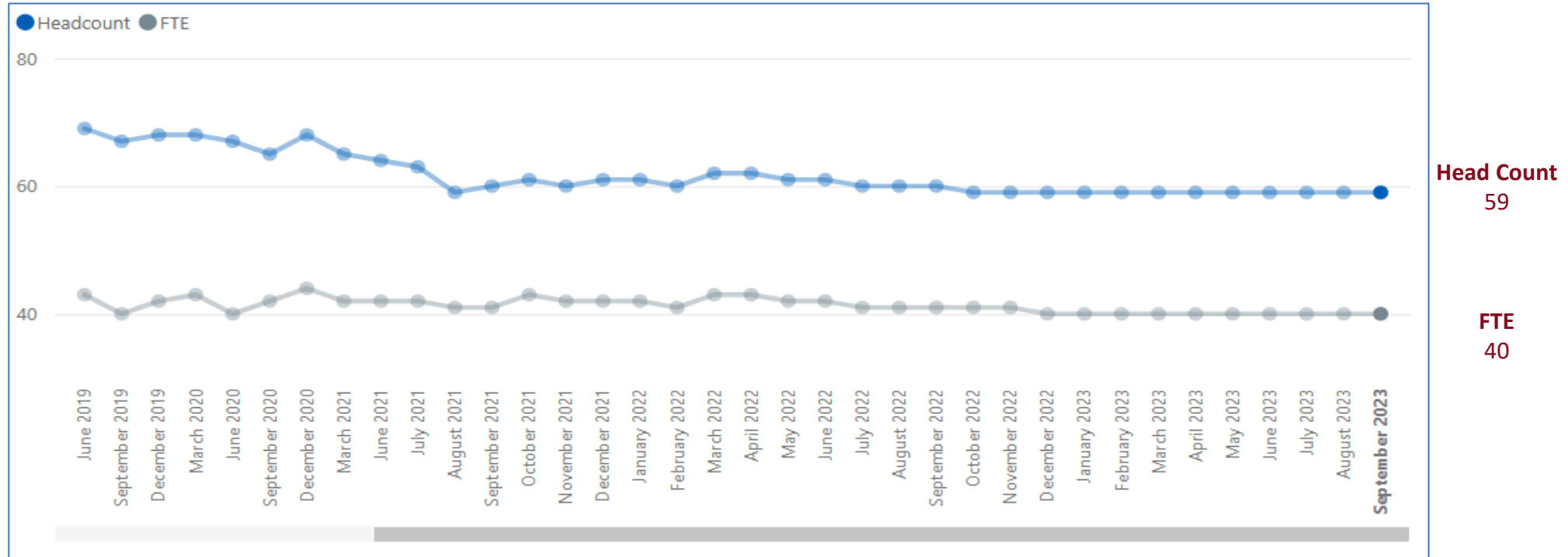
# Thurrock Demographics – Headcount and FTE



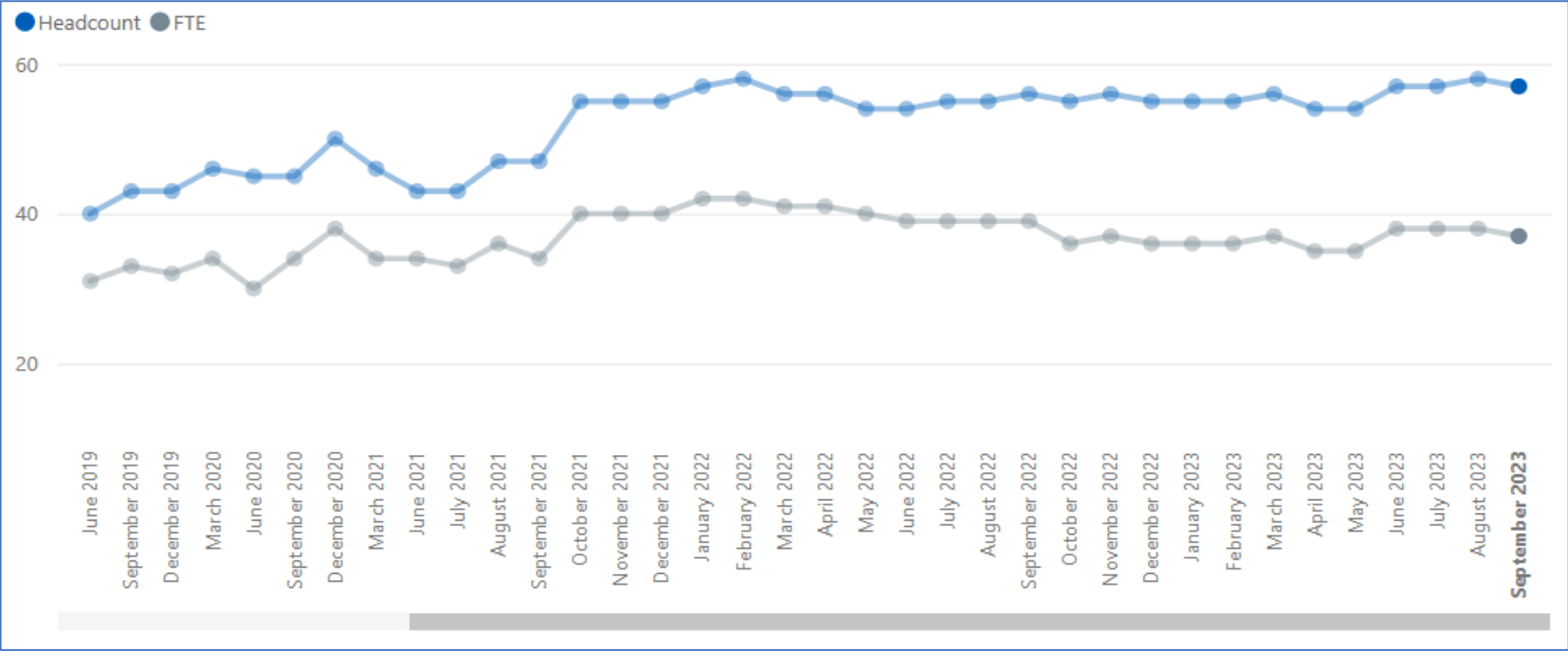
# Thurrock GP Trends – Headcount and FTE



# Thurrock Nurses Trends – Headcount and FTE



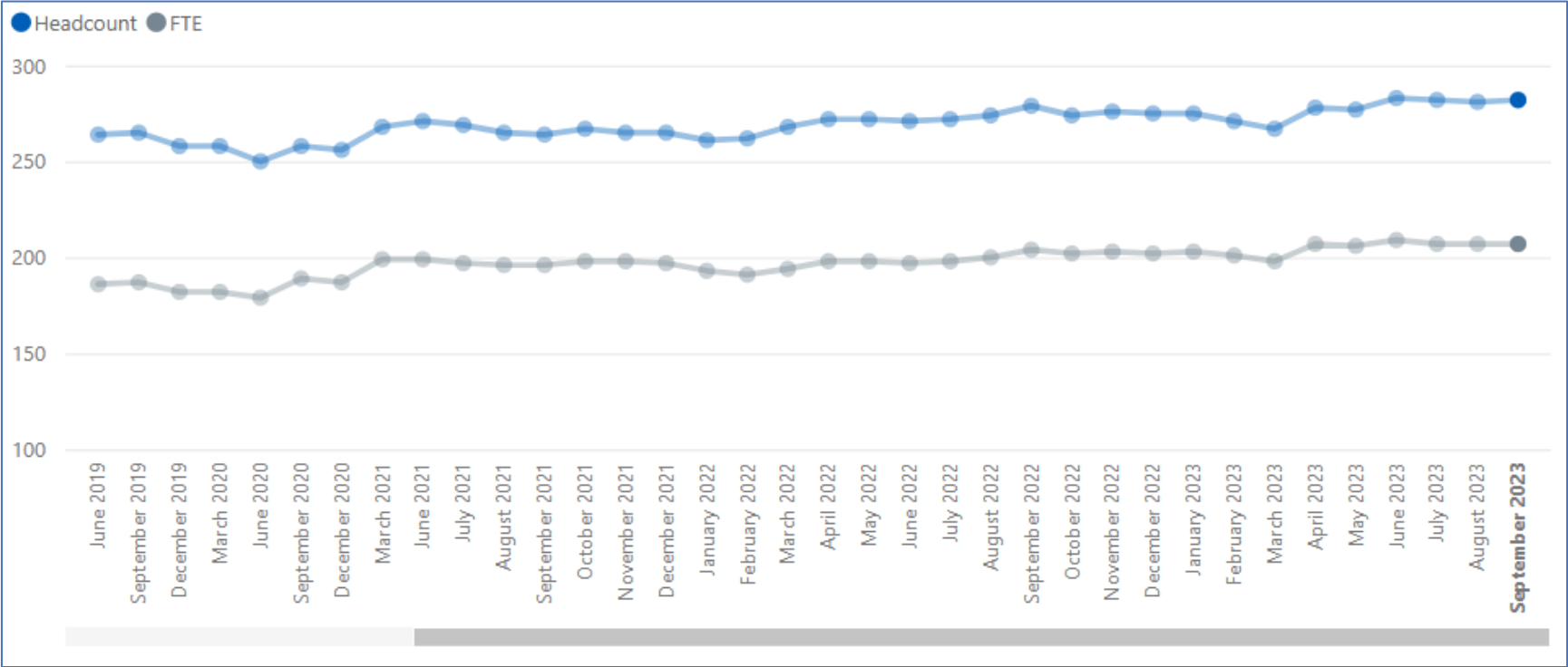
# Thurrock Direct Patient Care Trends – Headcount and FTE



**Head Count**  
57

**FTE**  
37

# Thurrock Administration/Non-Clinical Trends – Headcount and FTE



**Head Count**  
282

**FTE**  
207

**Castle Point & Rochford (CPR)**

**GP Practices**

**Workforce Information**

**September 2023**

# CPR Workforce Roles in Primary Care – Headcount and FTE



GP Partners: <b>HC = 59</b> <b>FTE = 59</b>	GP Regular Locums: <b>HC = 12</b> <b>FTE = 5</b>	GP Retainers: <b>HC = 0</b> <b>FTE = 0</b>	GPs in Training Grades: <b>HC = 29</b> <b>FTE = 29</b>	Salaried GPs: <b>HC = 26</b> <b>FTE = 22</b>
---	--	--	---	--

**Key**  
HC = Head Count  
FTE = Full-Time Equivalent



Advanced Nurse Practitioners: <b>HC = 11</b> <b>FTE = 9</b>	Extended Role Practice Nurses: <b>HC = 1</b> <b>FTE = 1</b>	Nurse Dispensers: <b>HC = 1</b> <b>FTE = 0</b>	Nurse Specialists: <b>HC = 1</b> <b>FTE = 1</b>	Nursing Partners: <b>HC = 0</b> <b>FTE = 0</b>	Other Nurses: <b>HC = 0</b> <b>FTE = 0</b>	Practice Nurses: <b>HC = 38</b> <b>FTE = 25</b>	Trainee Nurses: <b>HC = 0</b> <b>FTE = 0</b>
---	---	--	---	--	--	---	--

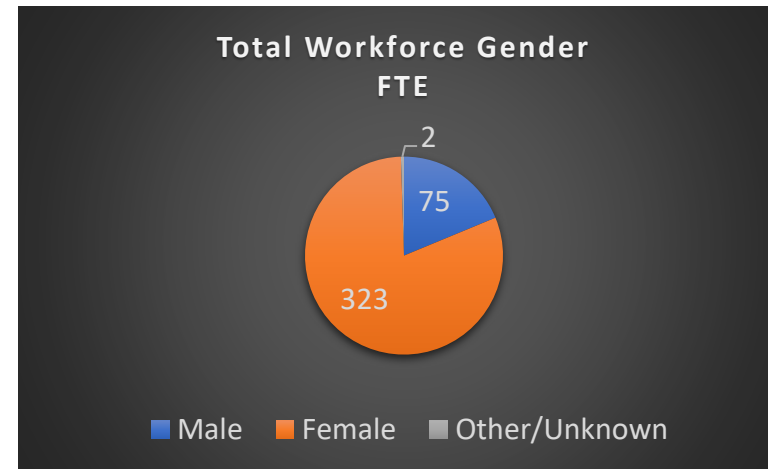
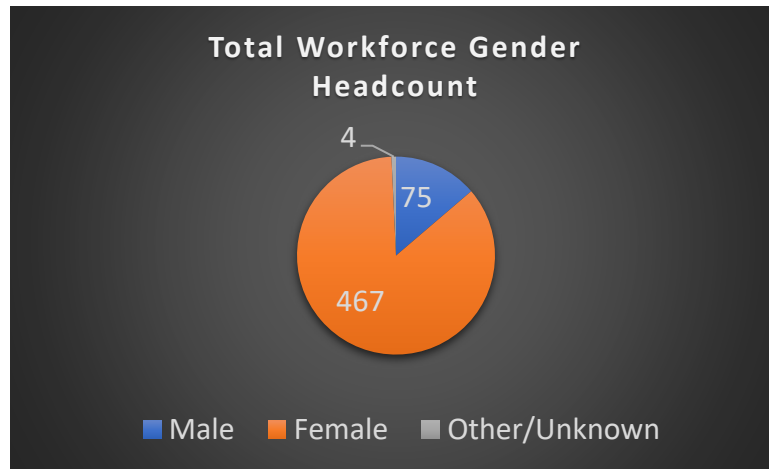
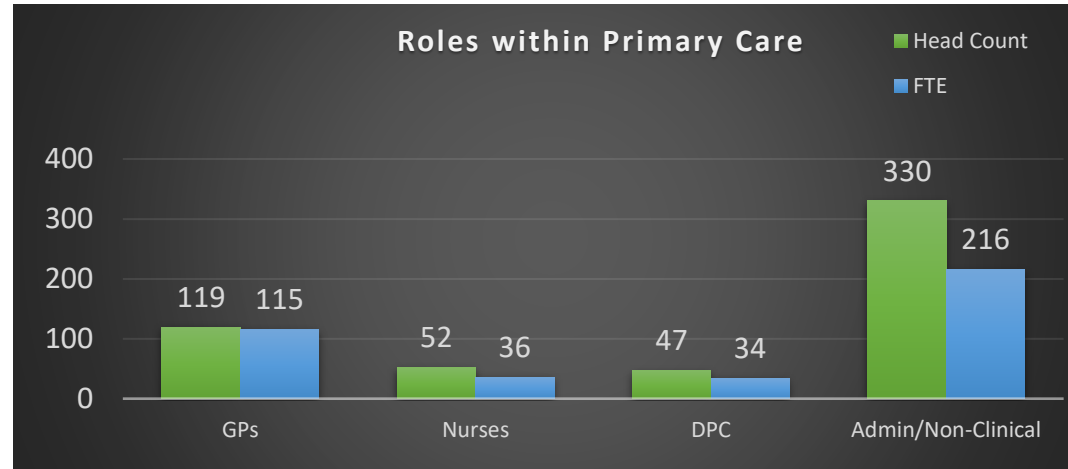


Advanced Paramedic Practitioners: <b>HC = 1</b> <b>FTE = 1</b>	Advanced Pharmacist Practitioners: <b>HC = 1</b> <b>FTE = 0</b>	Advanced Physiotherapist Practitioners: <b>HC = 0</b> <b>FTE = 0</b>	Apprentices: <b>HC = 0</b> <b>FTE = 0</b>	Dispensers: <b>HC = 0</b> <b>FTE = 0</b>	Health Support Workers: <b>HC = 0</b> <b>FTE = 0</b>	Health Care Assistants: <b>HC = 25</b> <b>FTE = 18</b>
Nursing Associates: <b>HC = 2</b> <b>FTE = 1</b>	Other Direct Patient Care: <b>HC = 1</b> <b>FTE = 1</b>	Paramedics: <b>HC = 1</b> <b>FTE = 1</b>	Pharmacists: <b>HC = 3</b> <b>FTE = 3</b>	Pharmacy Technicians: <b>HC = 0</b> <b>FTE = 0</b>	Phlebotomists: <b>HC = 10</b> <b>FTE = 5</b>	Physician Associates: <b>HC = 2</b> <b>FTE = 2</b>
Physiotherapists: <b>HC = 1</b> <b>FTE = 1</b>	Social Prescribing Link Workers: <b>HC = 0</b> <b>FTE = 0</b>	Therapists: <b>HC = 0</b> <b>FTE = 0</b>				



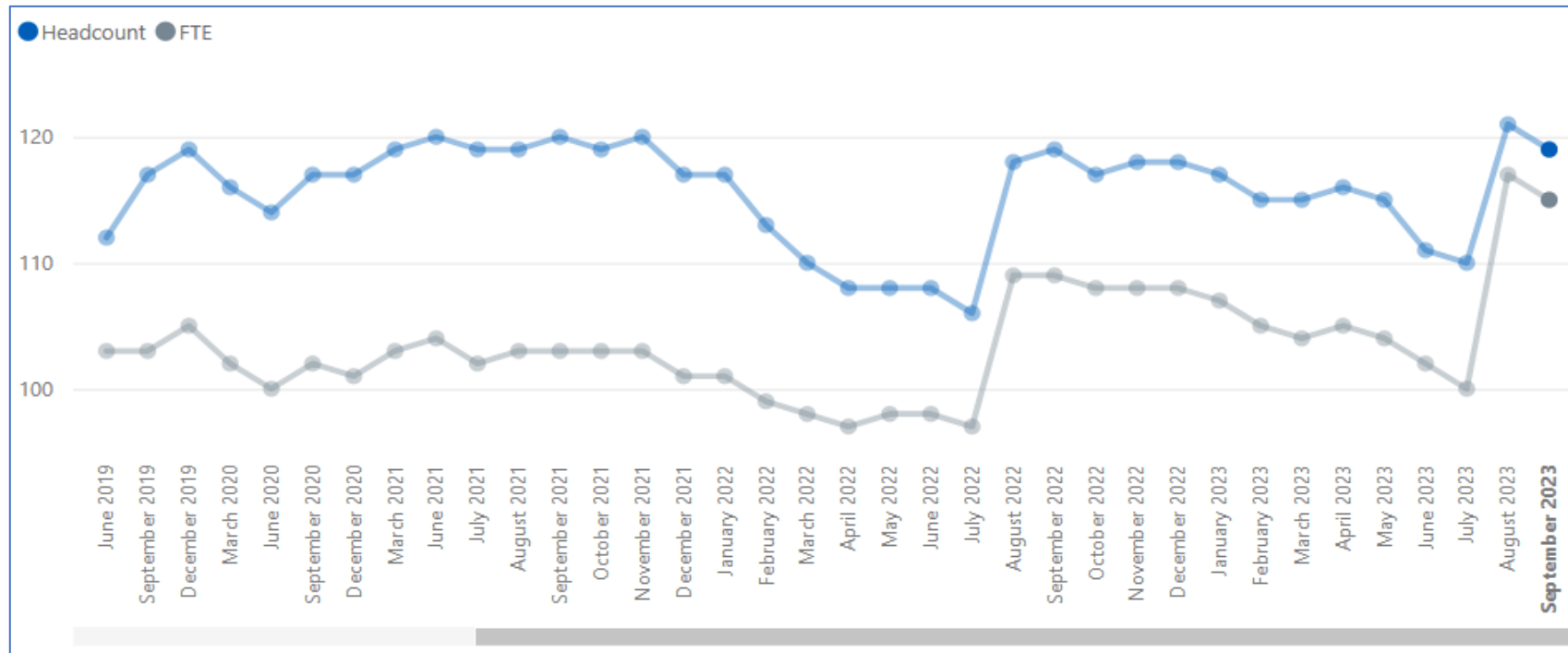
Apprentices: <b>HC = 1</b> <b>FTE = 1</b>	Estates & Ancillary: <b>HC = 1</b> <b>FTE = 1</b>	Management Partners: <b>HC = 2</b> <b>FTE = 2</b>	Managers: <b>HC = 24</b> <b>FTE = 21</b>	Medical Secretaries: <b>HC = 26</b> <b>FTE = 19</b>	Other Admin/Non-clinical: <b>HC = 58</b> <b>FTE = 41</b>	Receptionists: <b>HC = 217</b> <b>FTE = 131</b>	Telephonists: <b>HC = 1</b> <b>FTE = 1</b>
---	---	---	--	---	--	---	--

# CPR Demographics – Headcount and FTE



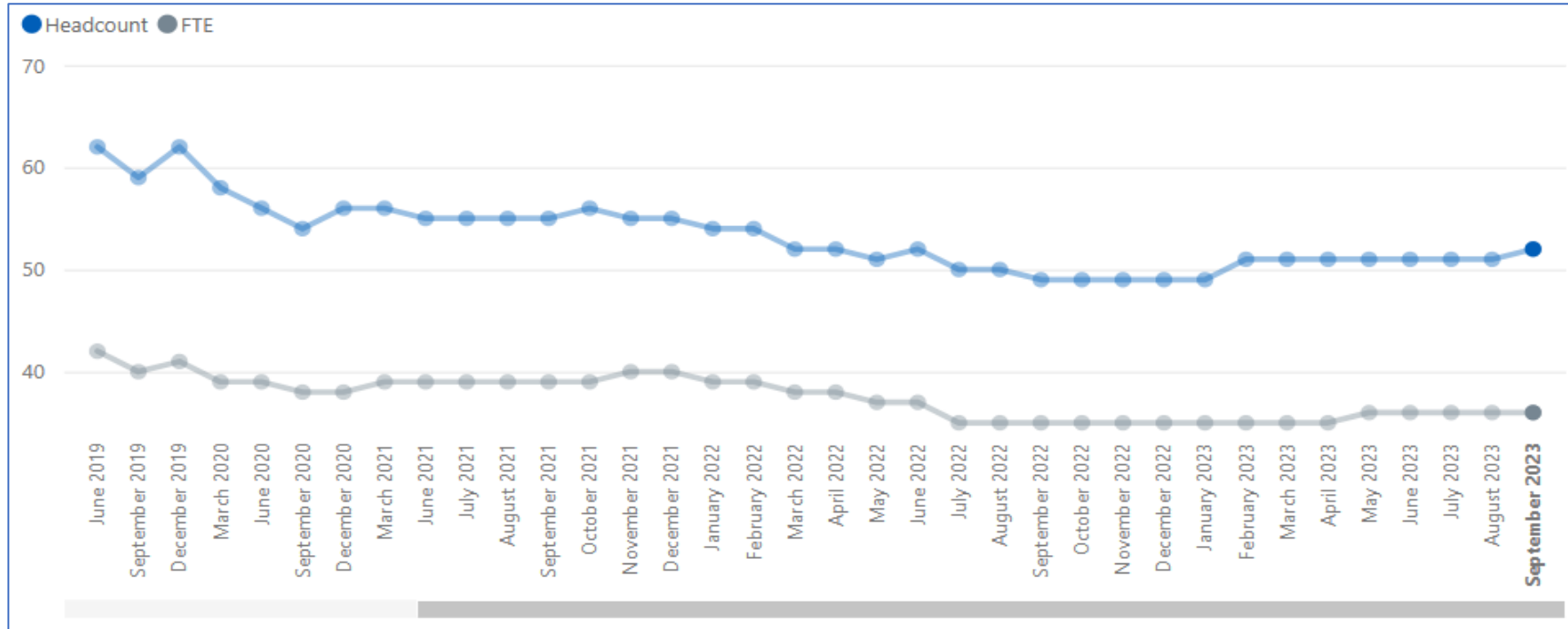


# CPR GP Trends – Headcount and FTE



Head Count  
119  
FTE  
115

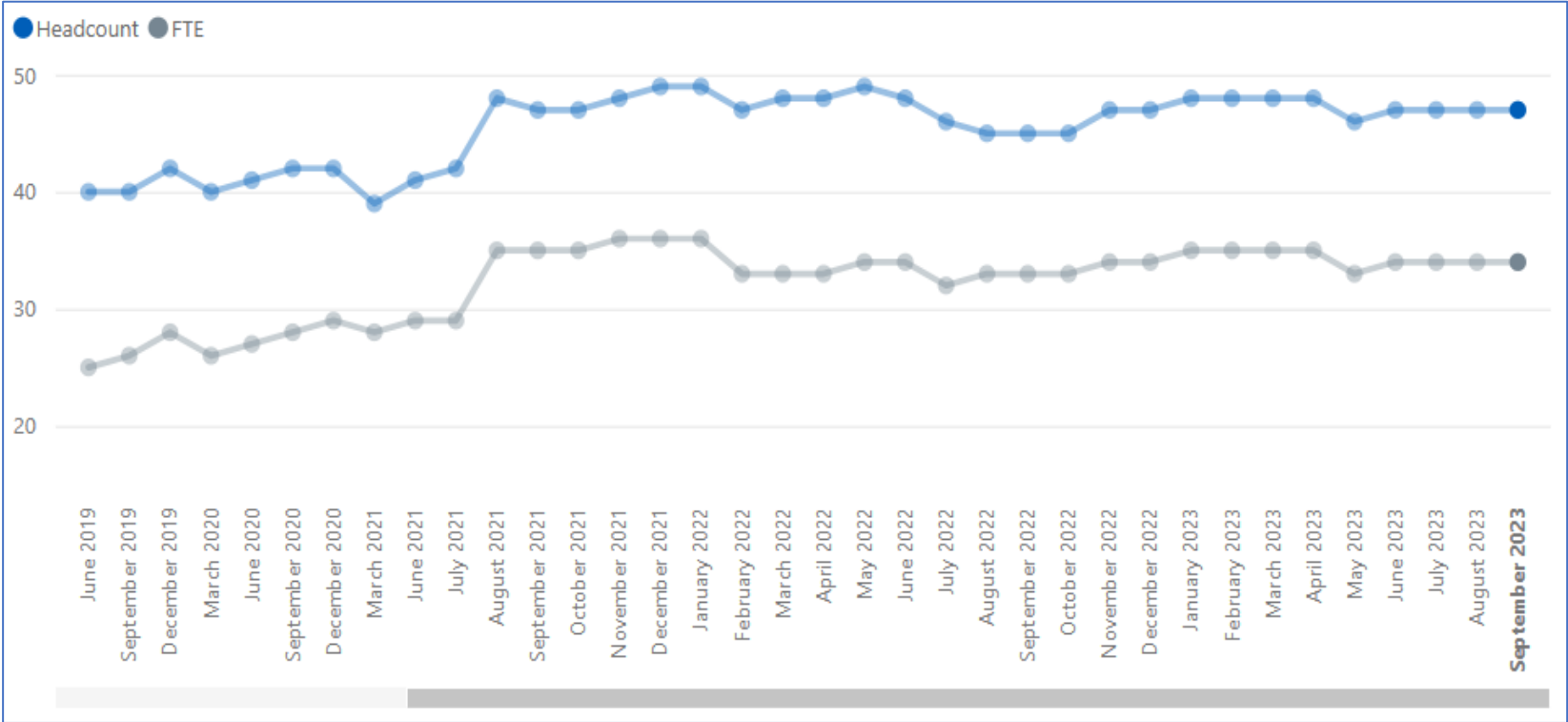
# CPR Nurses Trends – Headcount and FTE



**Head Count**  
52

**FTE**  
36

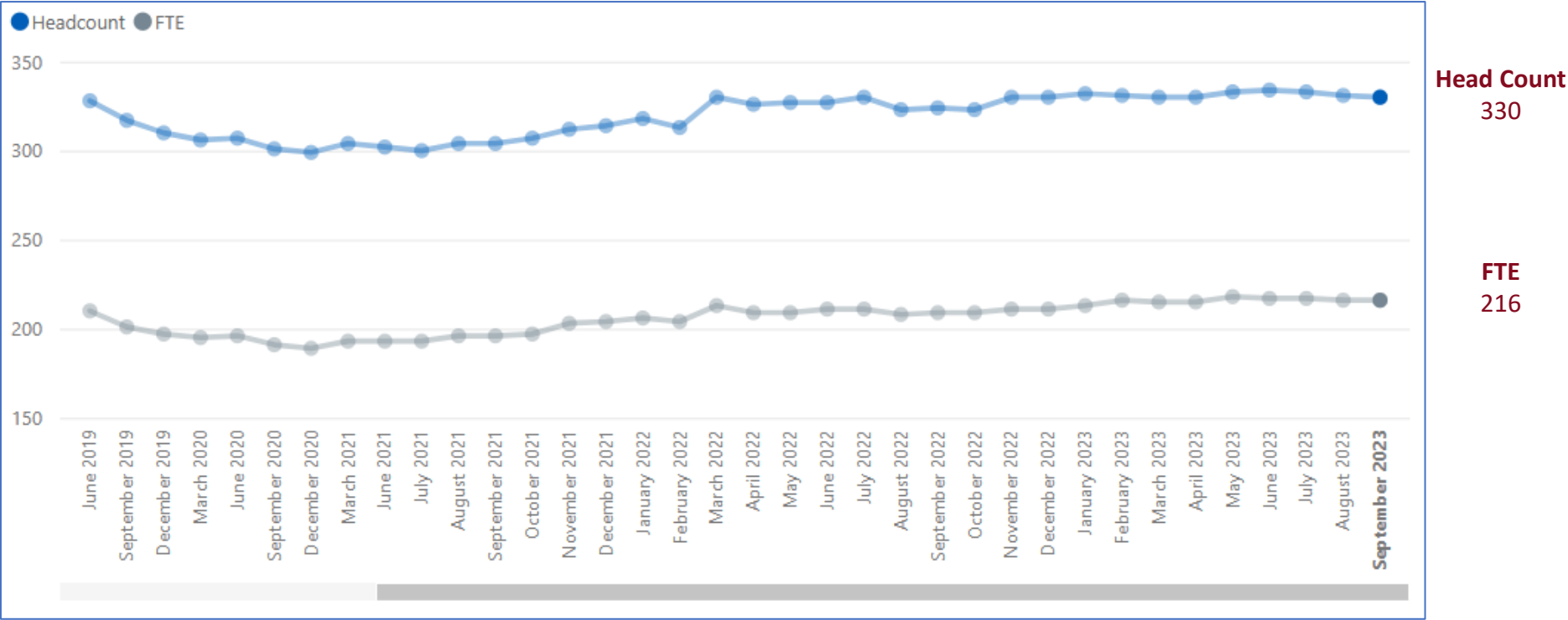
# CPR Direct Patient Care Trends – Headcount and FTE



Head Count  
47

FTE  
34

# CPR Administration/Non-Clinical Trends – Headcount and FTE



# Southend GP Practices Workforce Information

September 2023

# Southend Workforce Roles in Primary Care – Headcount and FTE



GP Partners:  
**HC = 50**  
**FTE = 46**

GP Regular Locums:  
**HC = 22**  
**FTE = 8**

GP Retainers:  
**HC = 1**  
**FTE = 0**

GPs in Training  
 Grades:  
**HC = 24**  
**FTE = 23**

Salaried  
 GPs:  
**HC = 41**  
**FTE = 26**

Key  
 HC = Head Count  
 FTE = Full-Time Equivalent



Advanced Nurse  
 Practitioners:  
**HC = 22**  
**FTE = 17**

Extended Role  
 Practice Nurses:  
**HC = 3**  
**FTE = 2**

Nurse  
 Dispensers:  
**HC = 0**  
**FTE = 0**

Nurse  
 Specialists:  
**HC = 1**  
**FTE = 1**

Nursing  
 Partners:  
**HC = 0**  
**FTE = 0**

Other  
 Nurses:  
**HC = 2**  
**FTE = 2**

Practice  
 Nurses:  
**HC = 54**  
**FTE = 29**

Trainee  
 Nurses:  
**HC = 2**  
**FTE = 2**



Advanced Paramedic  
 Practitioners:  
**HC = 0**  
**FTE = 0**

Advanced Pharmacist  
 Practitioners:  
**HC = 0**  
**FTE = 0**

Advanced Physiotherapist  
 Practitioners:  
**HC = 0**  
**FTE = 0**

Apprentices:  
**HC = 0**  
**FTE = 0**

Dispensers:  
**HC = 1**  
**FTE = 1**

General Practice  
 Assistants:  
**HC = 1**  
**FTE = 0**

Health Support  
 Workers:  
**HC = 2**  
**FTE = 2**

Health Care  
 Assistants:  
**HC = 28**  
**FTE = 15**

Nursing  
 Associates:  
**HC = 0**  
**FTE = 0**

Other Direct  
 Patient Care:  
**HC = 0**  
**FTE = 0**

Paramedics:  
**HC = 3**  
**FTE = 3**

Pharmacists:  
**HC = 10**  
**FTE = 8**

Pharmacy  
 Technicians:  
**HC = 0**  
**FTE = 0**

Phlebotomists:  
**HC = 0**  
**FTE = 0**

Physician  
 Associates:  
**HC = 8**  
**FTE = 7**

Physiotherapists:  
**HC = 2**  
**FTE = 2**

Podiatrists:  
**HC = 1**  
**FTE = 1**

Social Prescribing  
 Link Workers:  
**HC = 0**  
**FTE = 0**

Therapists:  
**HC = 0**  
**FTE = 0**



Apprentices:  
**HC = 1**  
**FTE = 1**

Estates  
 & Ancillary:  
**HC = 3**  
**FTE = 2**

Management  
 Partners:  
**HC = 0**  
**FTE = 0**

Managers:  
**HC = 38**  
**FTE = 33**

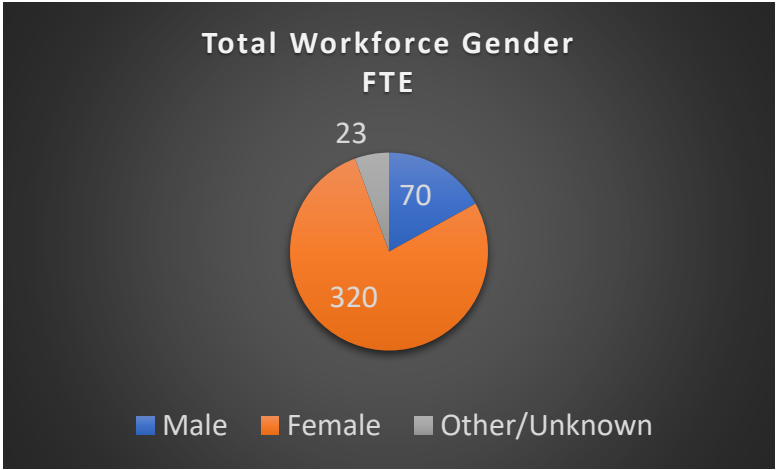
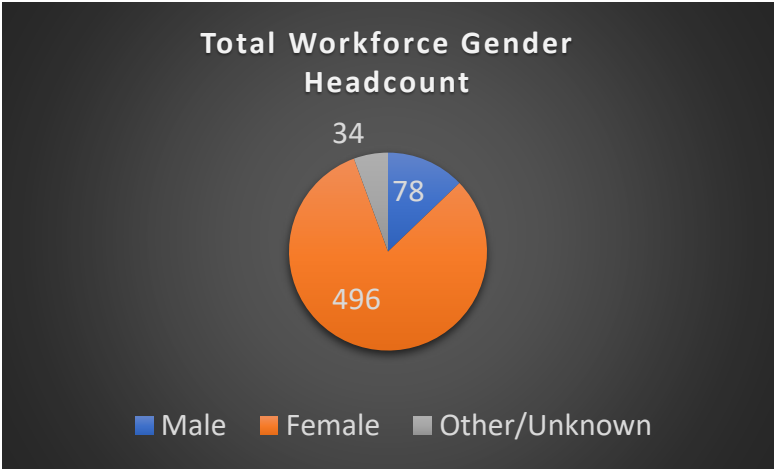
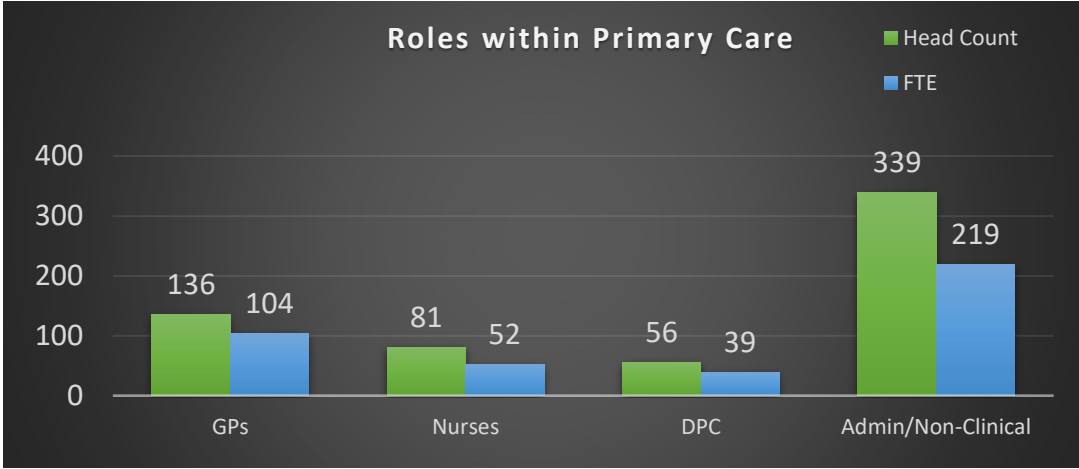
Medical  
 Secretaries:  
**HC = 32**  
**FTE = 20**

Other Admin/Non-  
 clinical:  
**HC = 54**  
**FTE = 39**

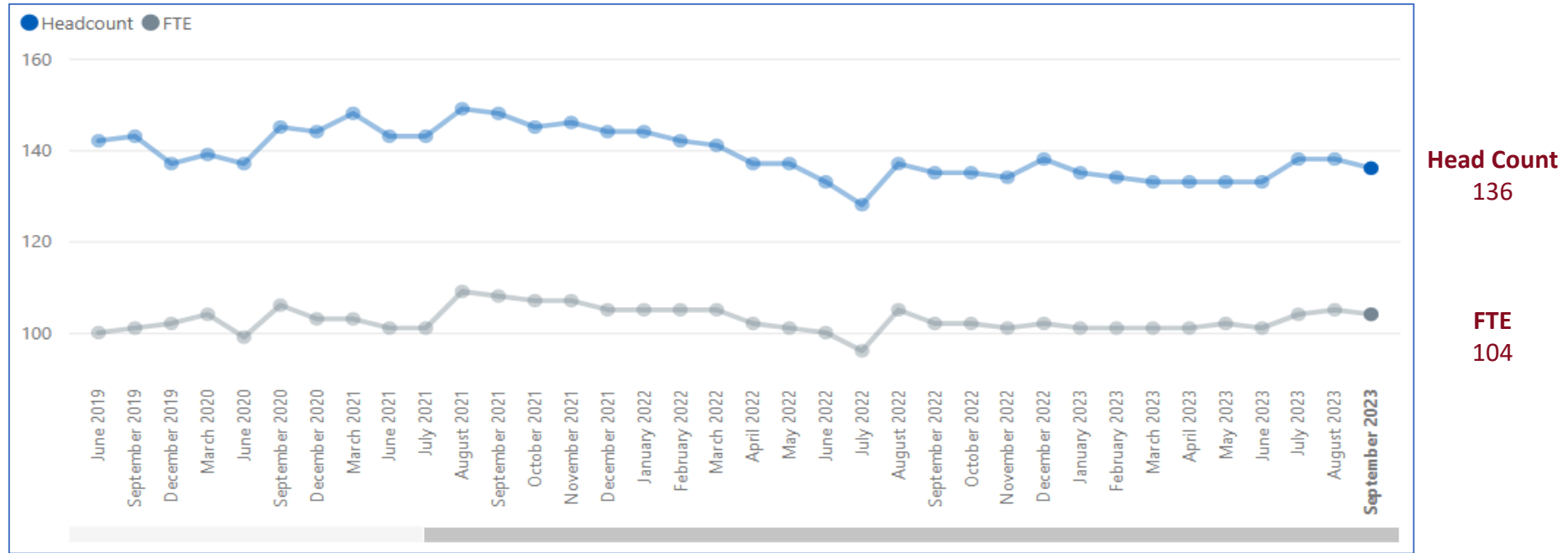
Receptionists:  
**HC = 210**  
**FTE = 124**

Telephonists:  
**HC = 1**  
**FTE = 1**

# Southend Demographics – Headcount and FTE

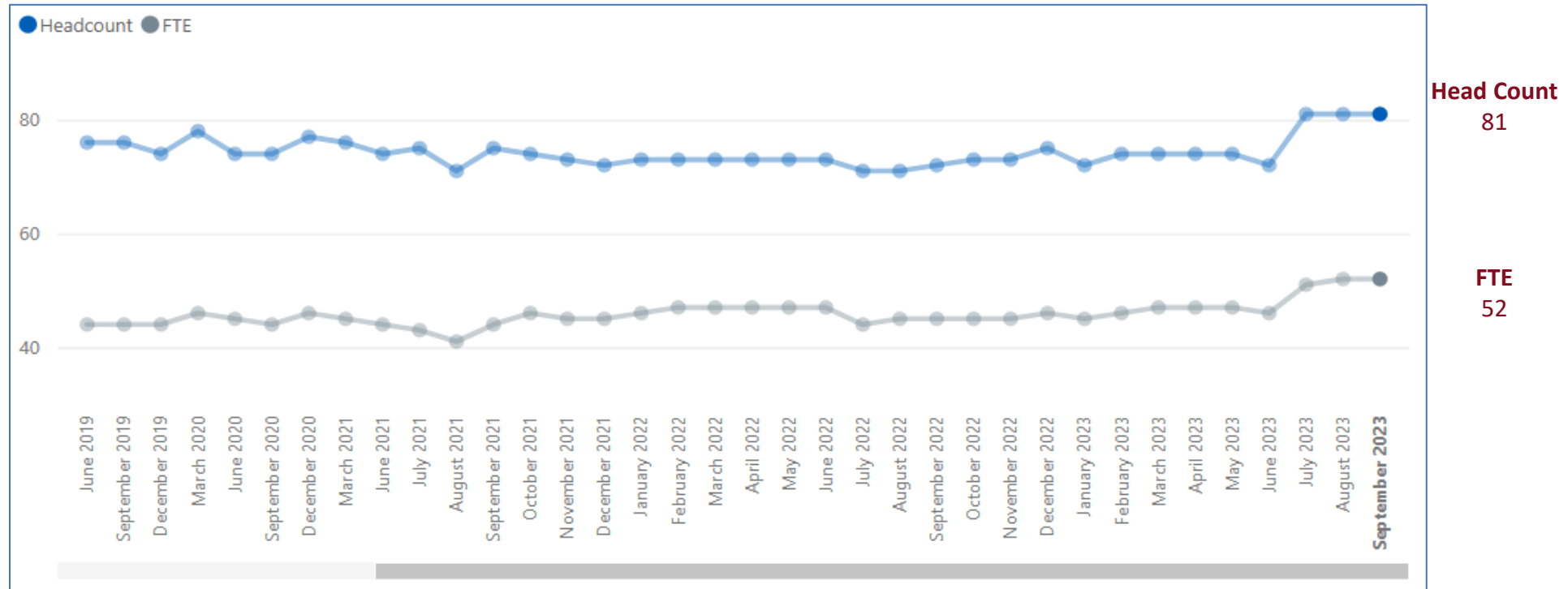


# Southend GP Trends – Headcount and FTE

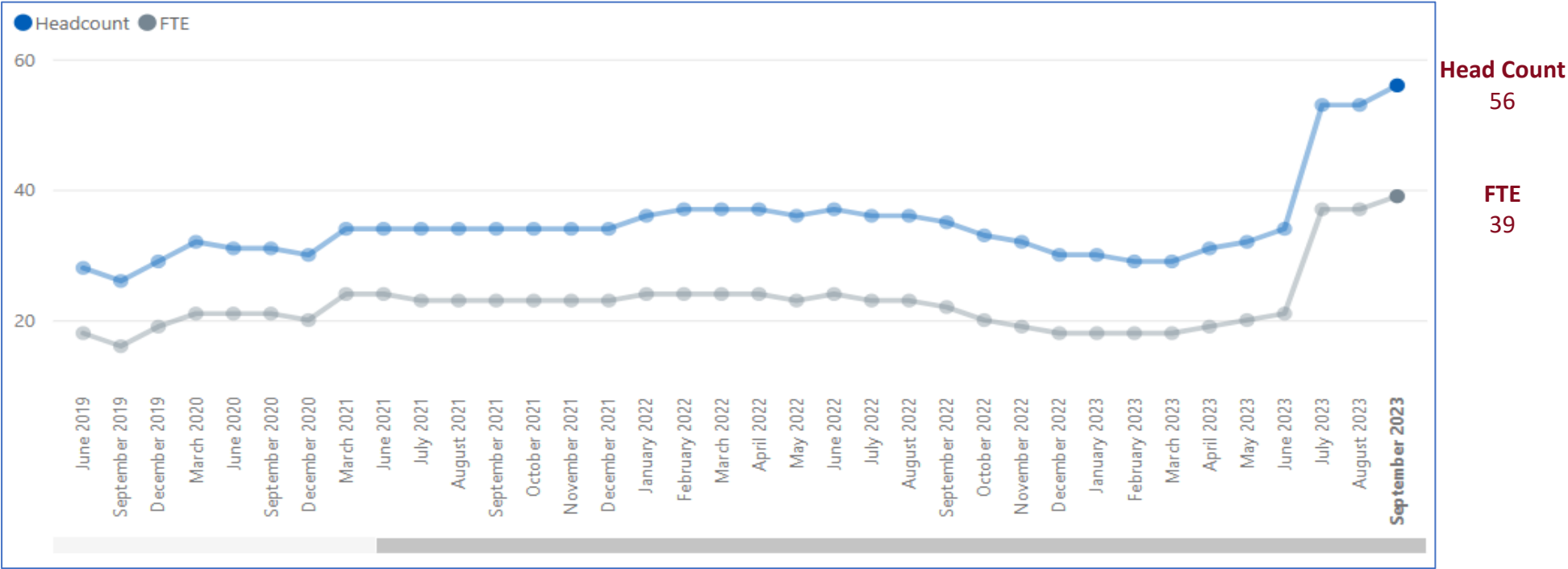




# Southend Nurses Trends – Headcount and FTE



# Southend Direct Patient Care Trends – Headcount and FTE



# Southend Administration/Non-Clinical Trends – Headcount and FTE

