

Essex
GP Practices
Workforce Information

August 2023

Index

3	Summary
4	Essex Overall
11	North East Essex
18	West Essex
25	Mid Essex
32	Basildon & Brentwood
39	Thurrock
46	Castle Point & Rochford
53	Southend

Summary

- The first part of this report presents data for GPs, Nurses, Direct Patient Care and Admin/Non-Clinical staff working in Primary Care in Essex
- It is a snapshot of the Essex Primary Care workforce for August 2023
- Full Time Equivalent (FTE) is a standardised measure, 1.0 FTE equates to full-time work of 37.5 hours per week
- Headcount is the number of people working in a role
- NHS Digital is the source of the information

Essex GP Practices Workforce Information

August 2023

Essex Workforce Roles in Primary Care – Headcount and FTE



Doctors

GP Partners: HC = 547 FTE = 513	GP Regular Locums: HC = 83 FTE = 39	GP Retainers: HC = 9 FTE = 4	GPs in Training Grades: HC = 269 FTE = 259	Salaried GPs: HC = 359 FTE = 232
---	---	--	---	--

Key
HC = Head Count
FTE = Full-Time Equivalent



Nurses

Advanced Nurse Practitioners: HC = 201 FTE = 155	Extended Role Practice Nurses: HC = 15 FTE = 10	Nurse Dispensers: HC = 2 FTE = 2	Nurse Specialists: HC = 9 FTE = 6	Nursing Partners: HC = 1 FTE = 1	Other Nurses: HC = 10 FTE = 7	Practice Nurses: HC = 502 FTE = 331	Trainee Nurses: HC = 5 FTE = 4
--	---	--	---	--	---	---	--



Direct Patient Care

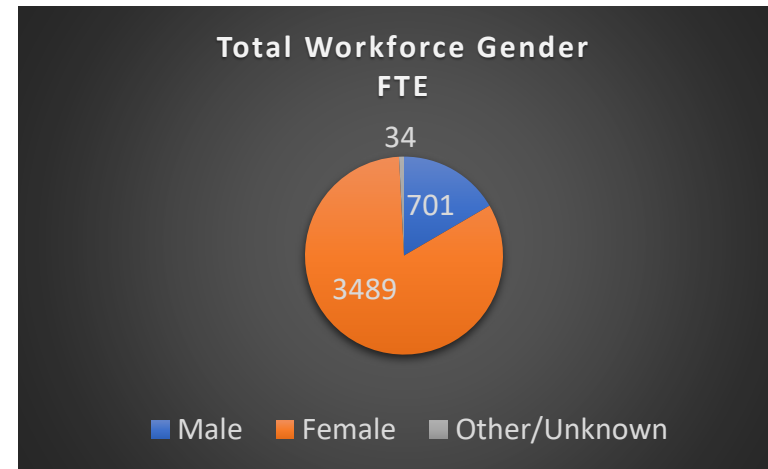
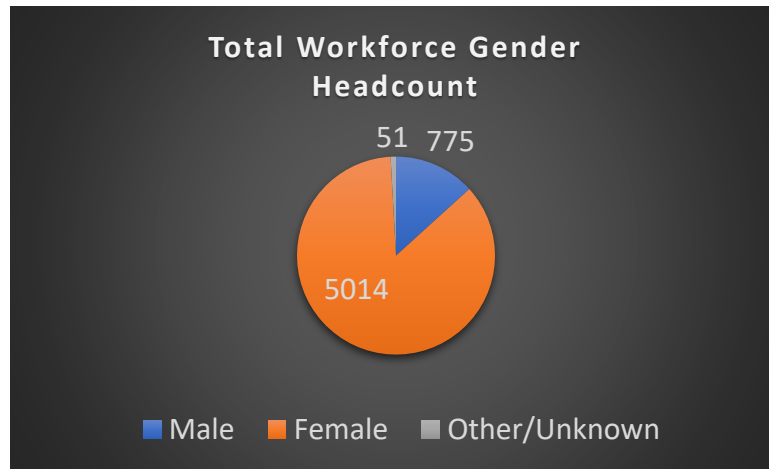
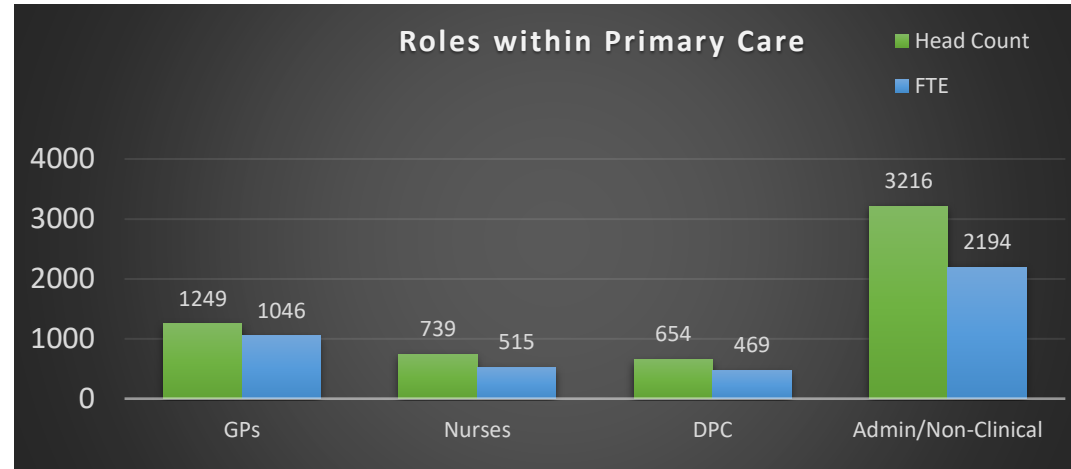
Advanced Paramedic Practitioners: HC = 11 FTE = 10	Advanced Pharmacist Practitioners: HC = 12 FTE = 9	Advanced Physiotherapist Practitioners: HC = 2 FTE = 1	Apprentices: HC = 2 FTE = 2	Dispensers: HC = 137 FTE = 99	General Practice Assistants: HC = 4 FTE = 2	Health Support Workers: HC = 5 FTE = 5
Health Care Assistants: HC = 293 FTE = 201	IAPT Staff: HC = 0 FTE = 0	Nursing Associates: HC = 8 FTE = 5	Other Direct Patient Care: HC = 16 FTE = 9	Paramedics: HC = 34 FTE = 31	Pharmacists: HC = 63 FTE = 46	Pharmacy Technicians: HC = 5 FTE = 3
Phlebotomists: HC = 29 FTE = 18	Physician Associates: HC = 25 FTE = 22	Physiotherapists: HC = 4 FTE = 4	Podiatrists: HC = 1 FTE = 1	Social Prescribing Link Workers: HC = 3 FTE = 2	Therapists: HC = 0 FTE = 0	Trainee Nursing Associates: HC = 1 FTE = 1



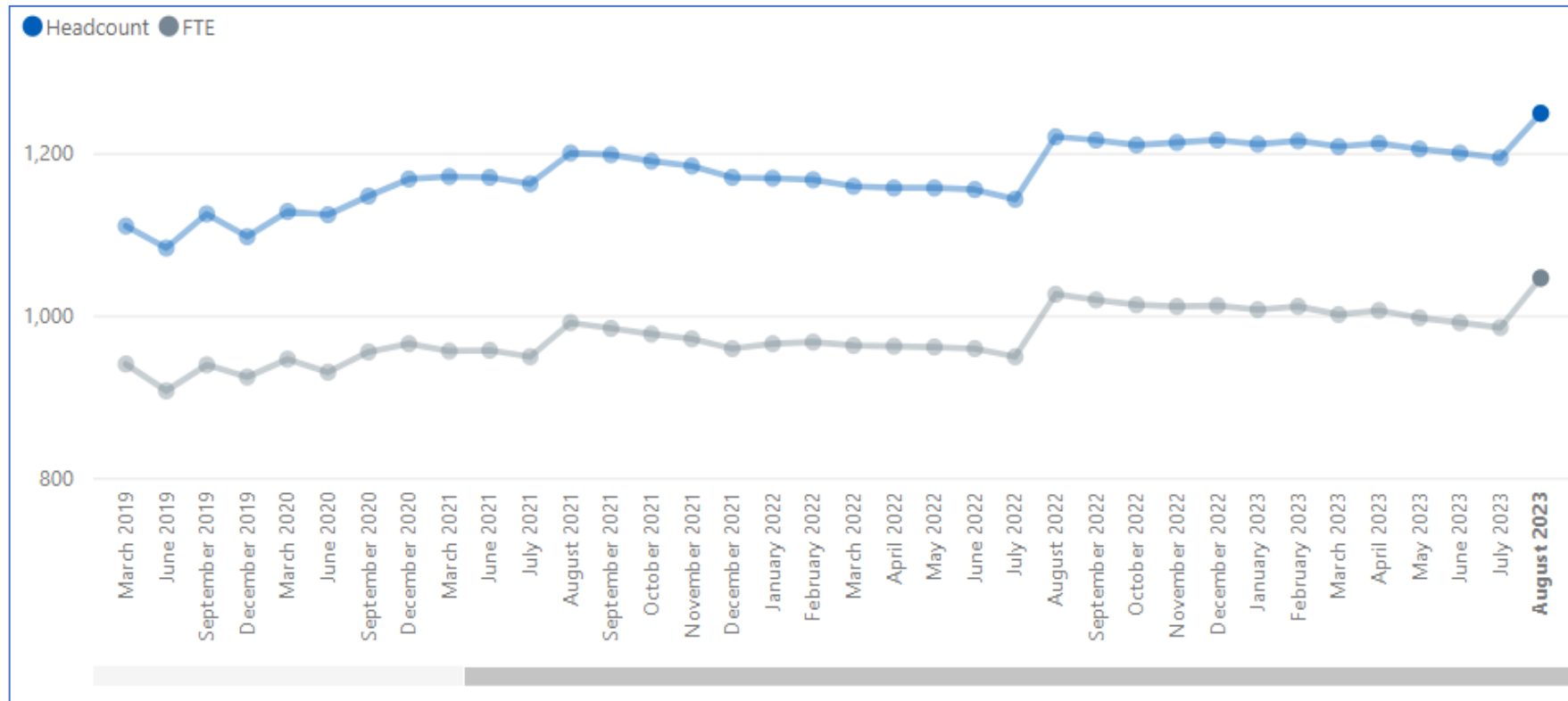
Administration

Apprentices: HC = 14 FTE = 13	Estates & Ancillary: HC = 23 FTE = 9	Management Partners: HC = 11 FTE = 11	Managers: HC = 314 FTE = 277	Medical Secretaries: HC = 315 FTE = 217	Other Admin/Non-clinical: HC = 713 FTE = 486	Receptionists: HC = 1831 FTE = 1174	Telephonists: HC = 11 FTE = 7
---	--	---	--	---	--	---	---

Essex Demographics – Headcount and FTE



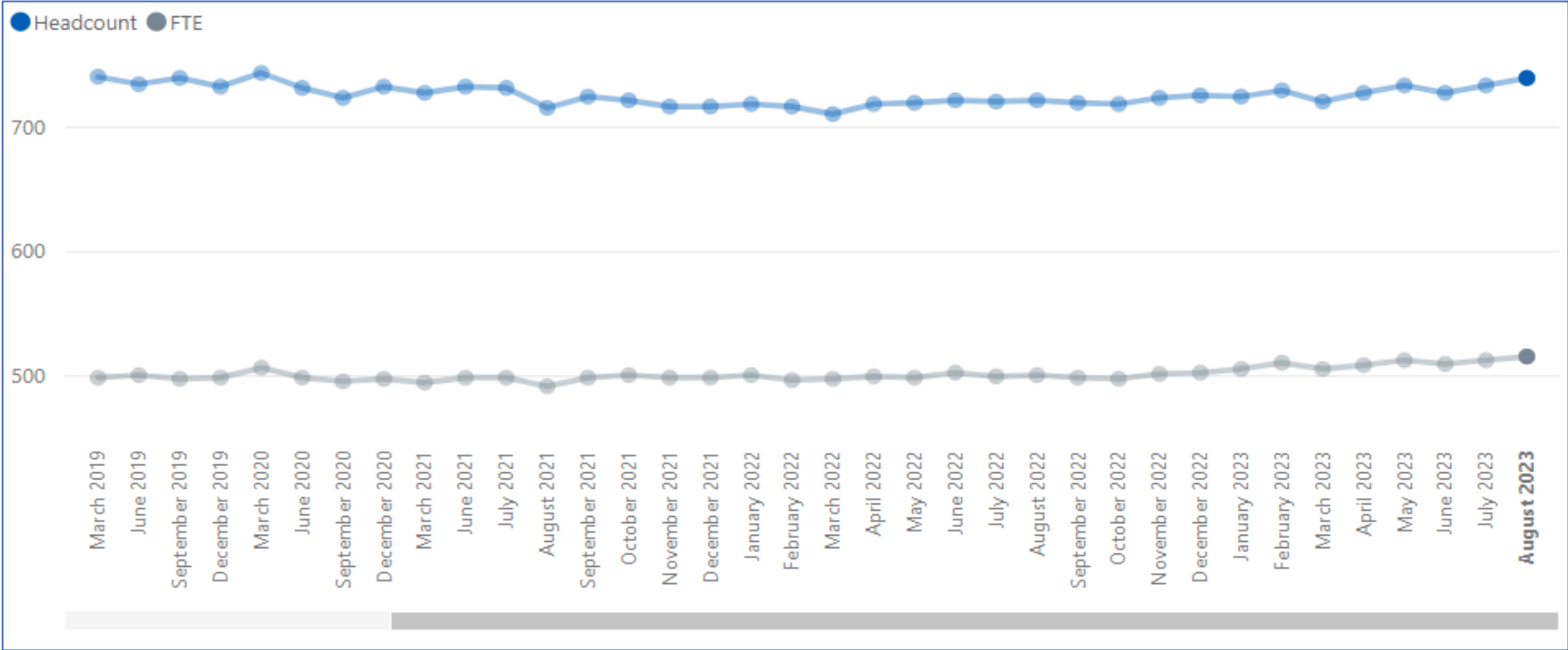
Essex GP Trends – Headcount and FTE



Head Count
1,249

FTE
1,046

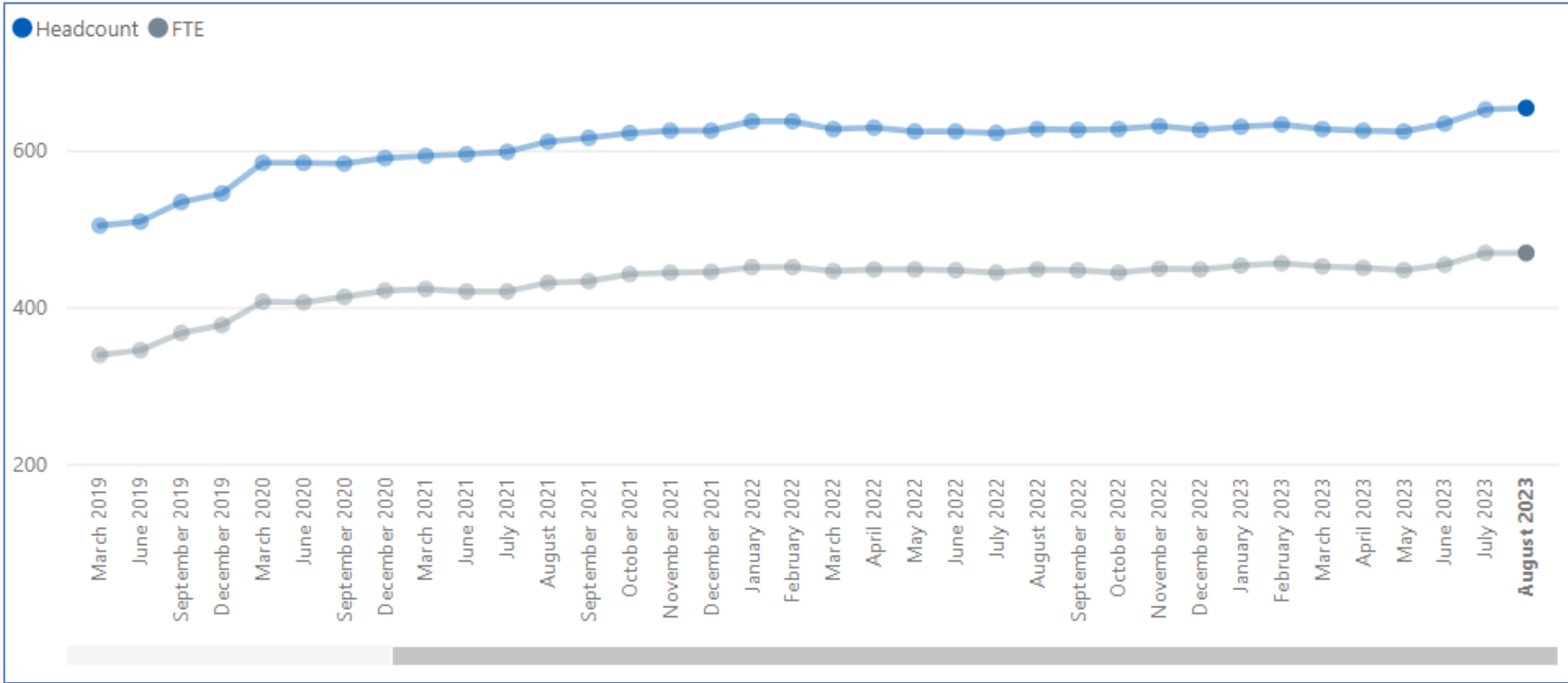
Nurses Trends – Headcount and FTE



Head Count
739

FTE
515

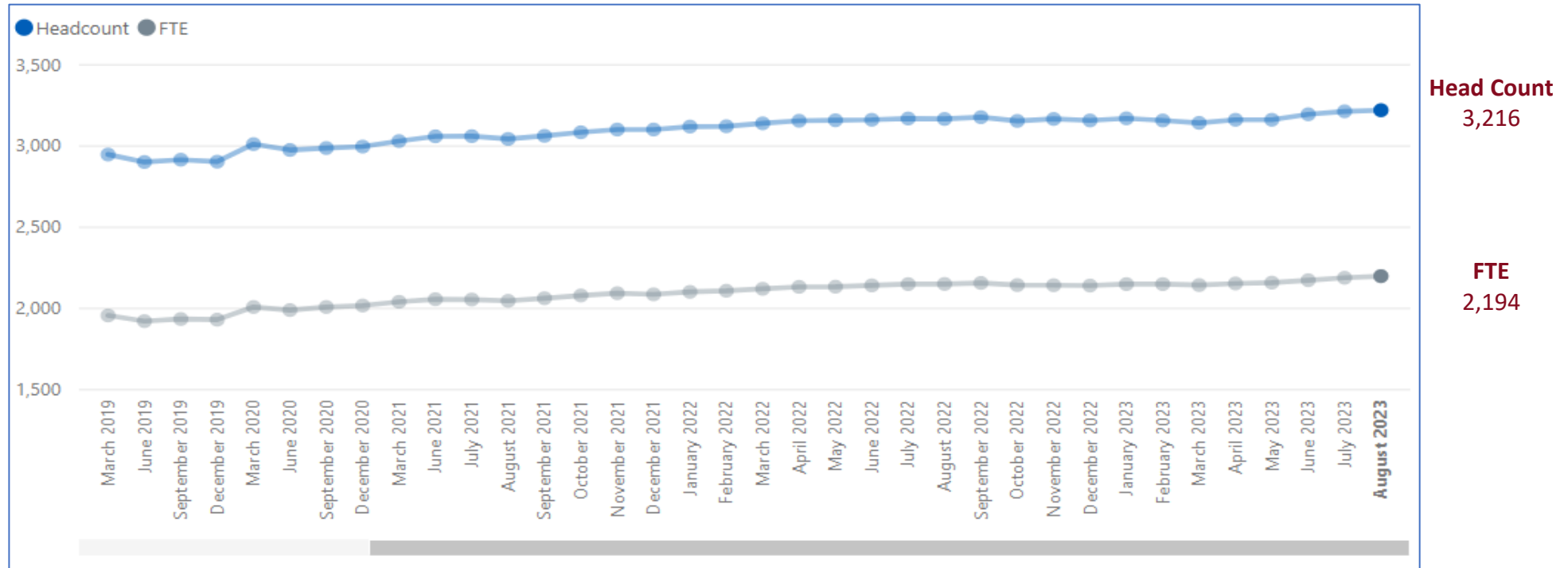
Direct Patient Care Trends – Headcount and FTE



Head Count
654

FTE
469

Administration/Non-Clinical Trends – Headcount and FTE



North East Essex GP Practices Workforce Information

August 2023

North East Essex Workforce Roles in Primary Care – Headcount and FTE



Doctors

GP Partners: HC = 100 FTE = 93	GP Regular Locums: HC = 3 FTE = 1	GP Retainers: HC = 3 FTE = 1	GPs in Training Grades: HC = 45 FTE = 43	Salaried GPs: HC = 68 FTE = 48
--	---	--	---	--

Key
 HC = Head Count
 FTE = Full-Time Equivalent



Nurses

Advanced Nurse Practitioners: HC = 66 FTE = 52	Extended Role Practice Nurses: HC = 7 FTE = 4	Nurse Dispensers: HC = 0 FTE = 0	Nurse Specialists: HC = 6 FTE = 4	Nursing Partners: HC = 0 FTE = 0	Other Nurses: HC = 4 FTE = 3	Practice Nurses: HC = 102 FTE = 77	Trainee Nurses: HC = 2 FTE = 2
--	---	--	---	--	--	--	--



Direct Patient Care

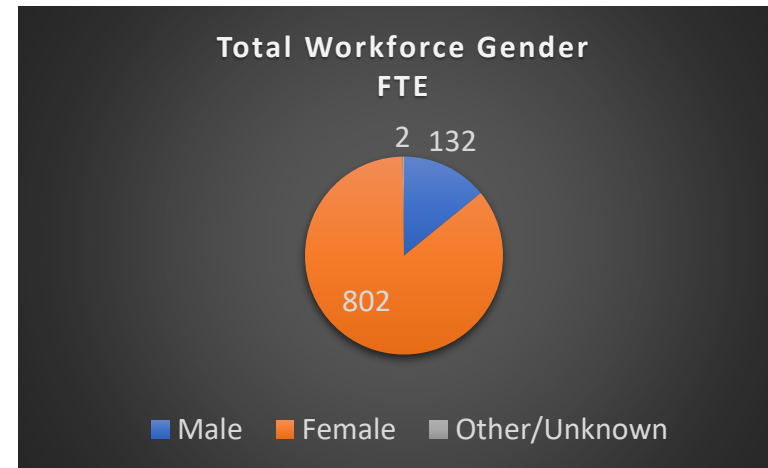
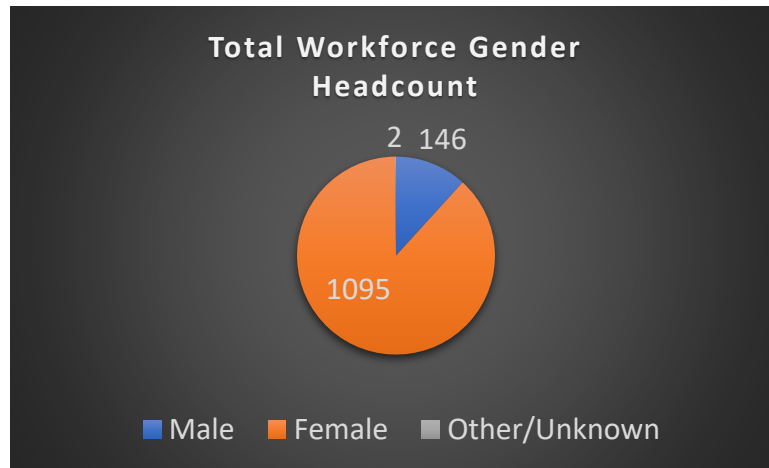
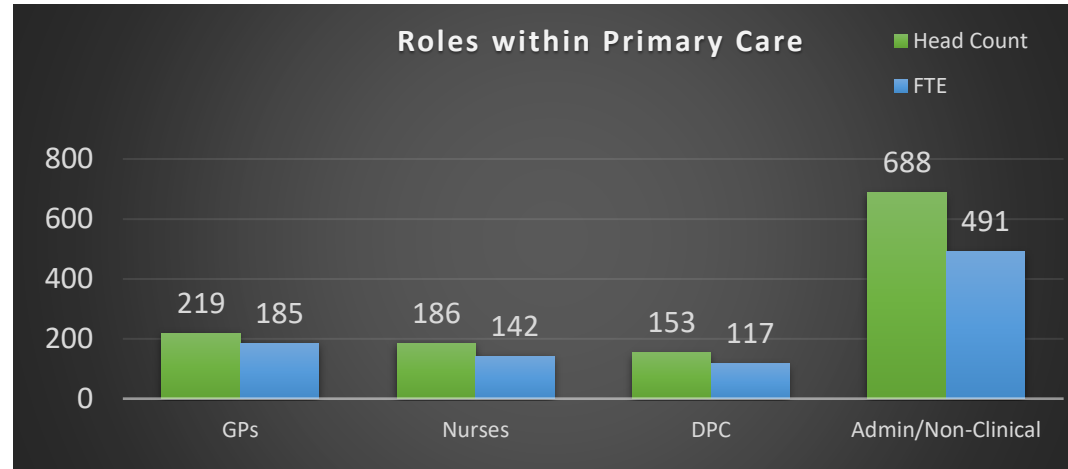
Advanced Paramedic Practitioners: HC = 3 FTE = 3	Advanced Pharmacist Practitioners: HC = 0 FTE = 0	Advanced Physiotherapist Practitioners: HC = 1 FTE = 0	Apprentices: HC = 0 FTE = 0	Dispensers: HC = 17 FTE = 12	General Practice Assistants: HC = 1 FTE = 0	Health Support Workers: HC = 2 FTE = 2
Health Care Assistants: HC = 79 FTE = 60	IAPT Staff: HC = 0 FTE = 0	Nursing Associates: HC = 4 FTE = 3	Other Direct Patient Care: HC = 4 FTE = 3	Paramedics: HC = 15 FTE = 14	Pharmacists: HC = 9 FTE = 7	Pharmacy Technicians: HC = 3 FTE = 2
Phlebotomists: HC = 13 FTE = 9	Physician Associates: HC = 2 FTE = 2	Physiotherapists: HC = 0 FTE = 0	Social Prescribing Link Workers: HC = 0 FTE = 0	Therapists: HC = 0 FTE = 0		



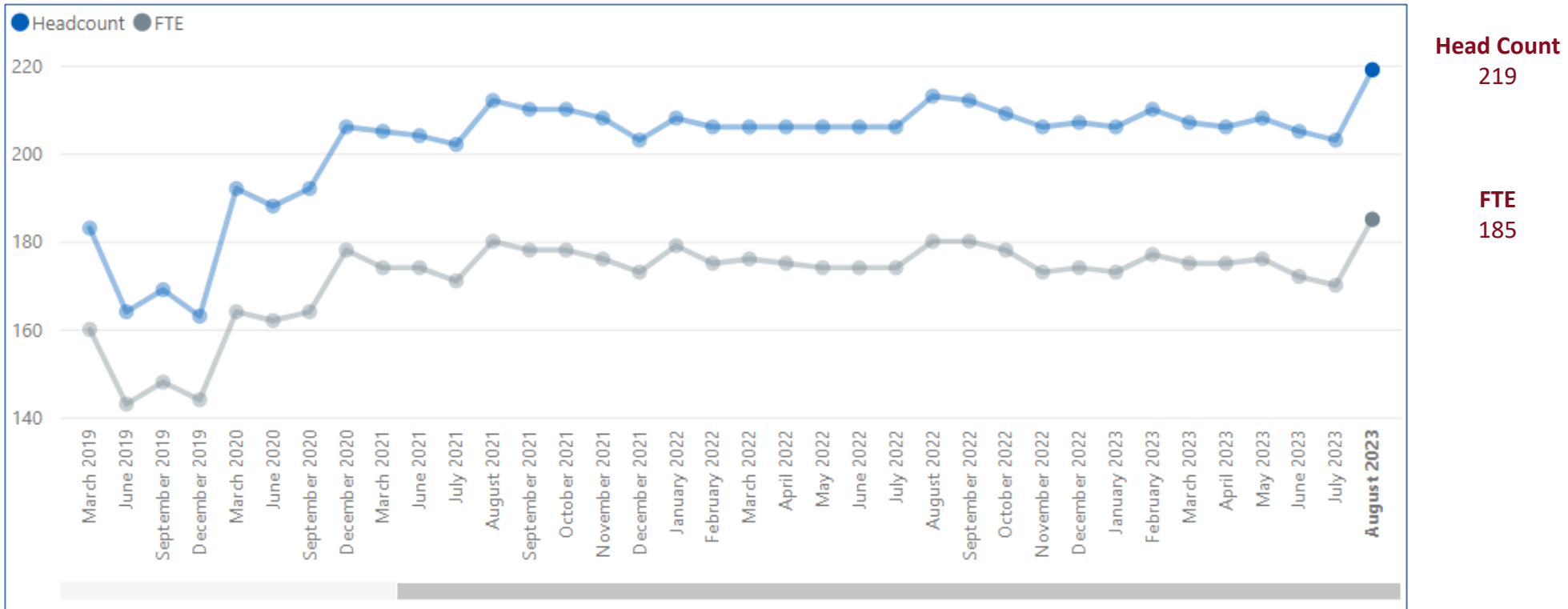
Administration

Apprentices: HC = 7 FTE = 7	Estates & Ancillary: HC = 5 FTE = 2	Management Partners: HC = 1 FTE = 1	Managers: HC = 70 FTE = 63	Medical Secretaries: HC = 66 FTE = 49	Other Admin/Non-clinical: HC = 192 FTE = 128	Receptionists: HC = 346 FTE = 238	Telephonists: HC = 6 FTE = 4
---	---	---	--	---	--	---	--

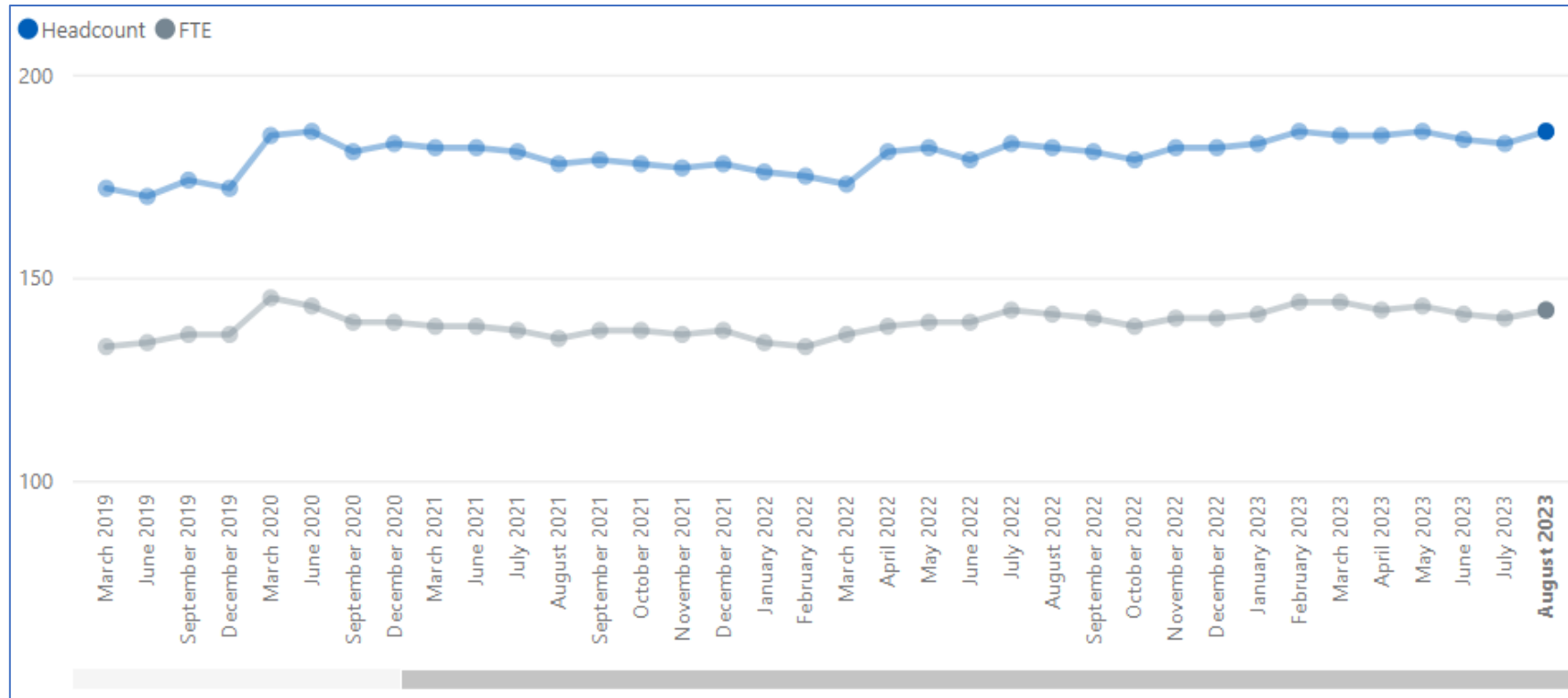
North East Essex Demographics – Headcount and FTE



North East Essex GP Trends – Headcount and FTE



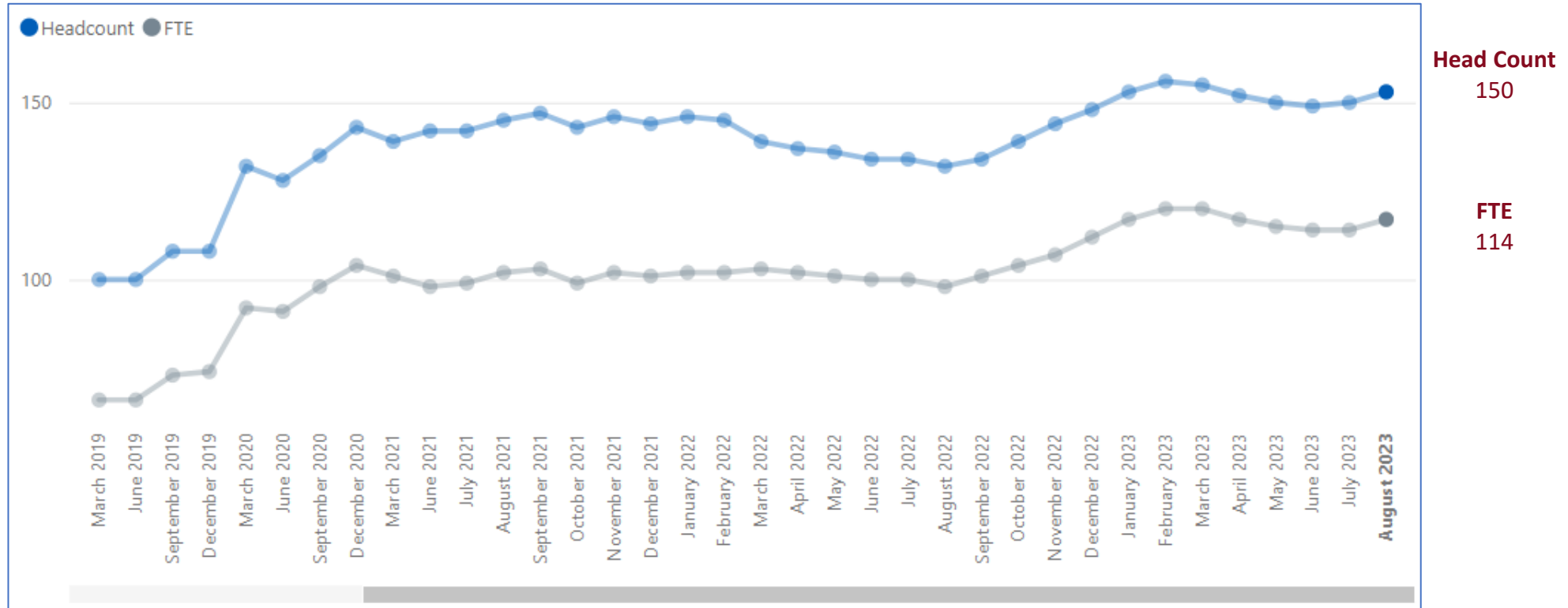
North East Essex Nurses Trends – Headcount and FTE



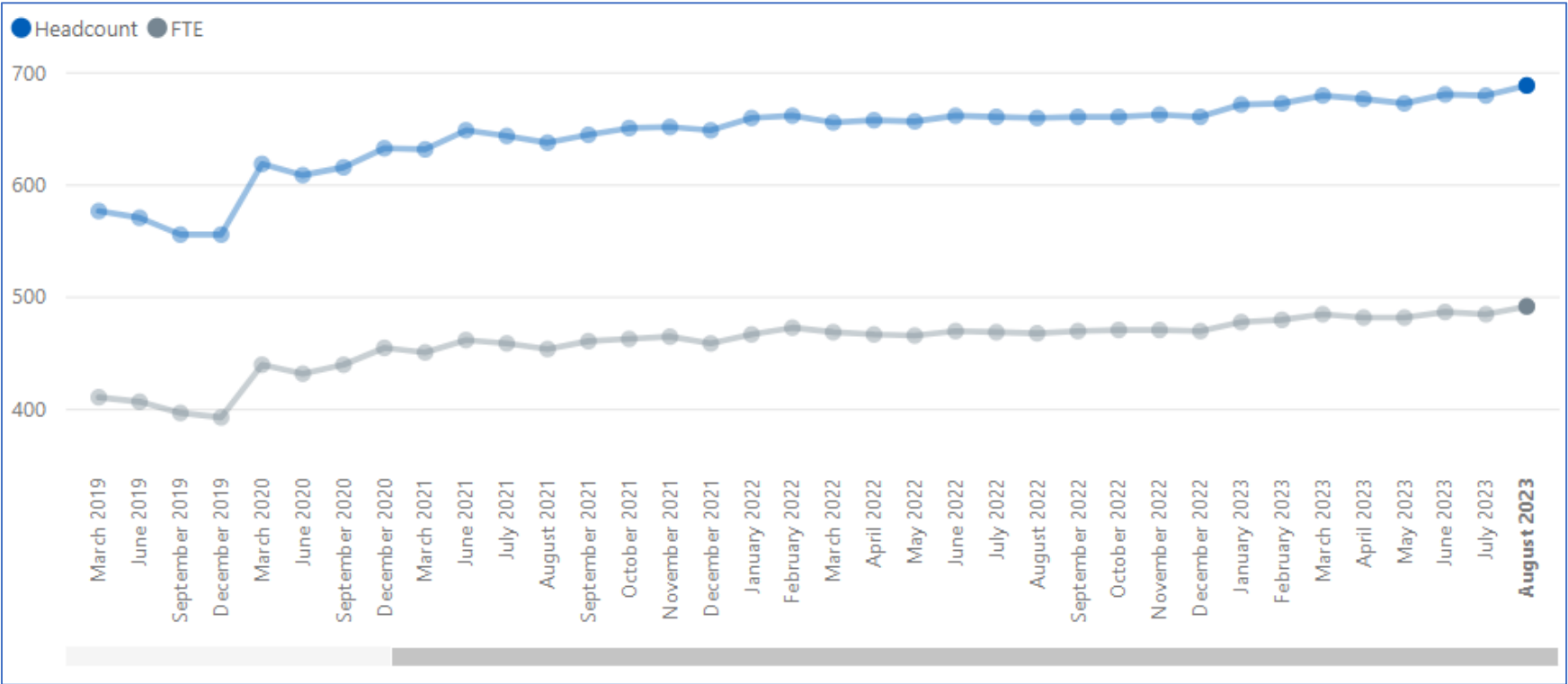
Head Count
186

FTE
142

North East Essex Direct Patient Care Trends – Headcount and FTE



North East Essex Administration/Non-Clinical Trends – Headcount and FTE



Head Count
688

FTE
491

West Essex GP Practices Workforce Information

August 2023

West Essex Workforce Roles in Primary Care – Headcount and FTE



Doctors

GP Partners: HC = 90 FTE = 78	GP Regular Locums: HC = 18 FTE = 9	GP Retainers: HC = 3 FTE = 1	GPs in Training Grades: HC = 71 FTE = 67	Salaried GPs: HC = 75 FTE = 43
---	--	--	---	--

Key
HC = Head Count
FTE = Full-Time Equivalent



Nurses

Advanced Nurse Practitioners: HC = 26 FTE = 19	Extended Role Practice Nurses: HC = 0 FTE = 0	Nurse Dispensers: HC = 0 FTE = 0	Nurse Specialists: HC = 1 FTE = 0	Nursing Partners: HC = 1 FTE = 1	Other Nurses: HC = 0 FTE = 0	Practice Nurses: HC = 71 FTE = 50	Trainee Nurses: HC = 0 FTE = 0
--	---	--	---	--	--	---	--



Direct Patient Care

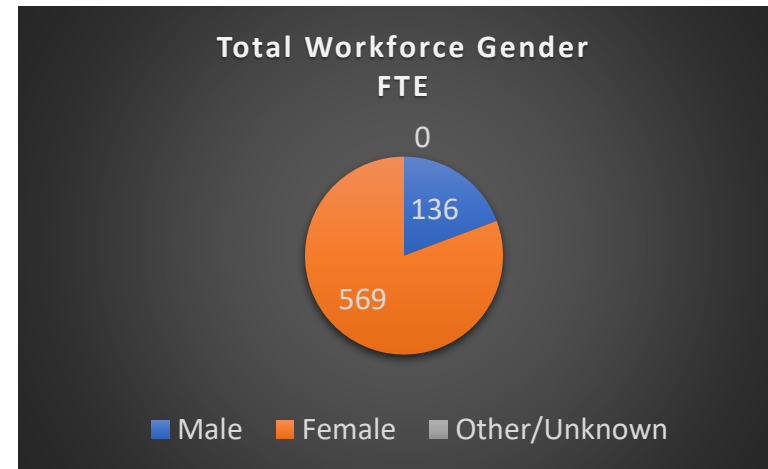
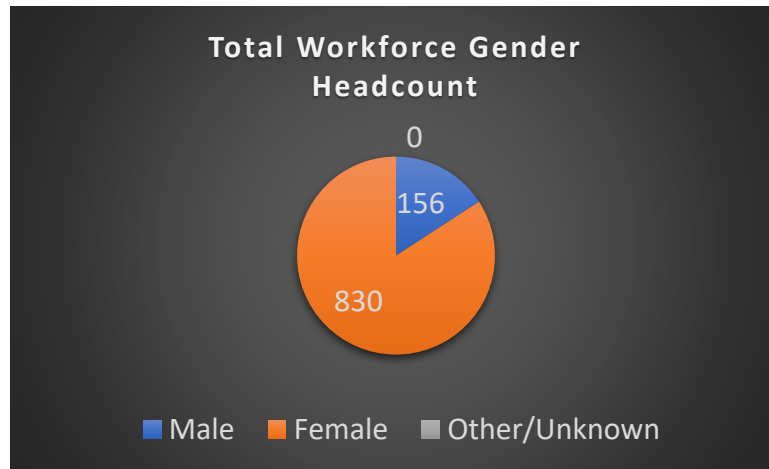
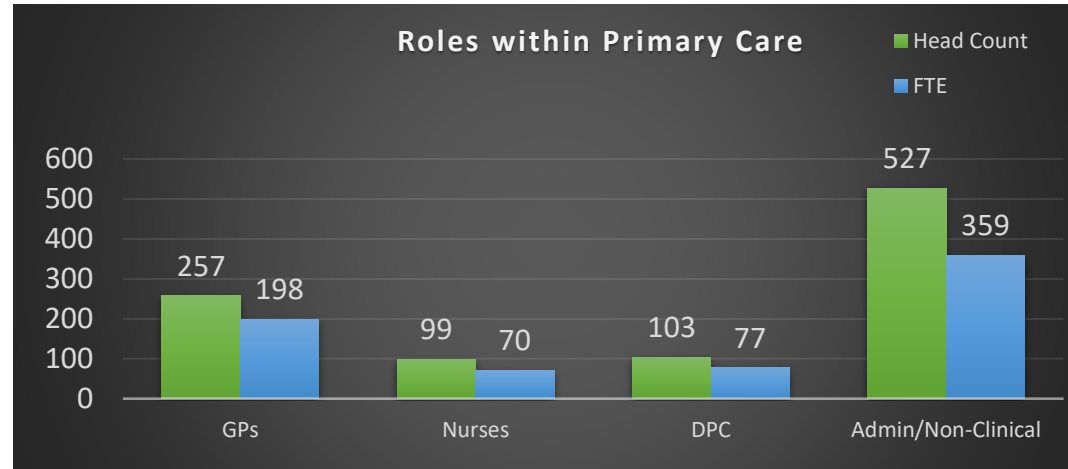
Advanced Paramedic Practitioners: HC = 2 FTE = 2	Advanced Pharmacist Practitioners: HC = 1 FTE = 1	Advanced Physiotherapist Practitioners: HC = 0 FTE = 0	Apprentices: HC = 0 FTE = 0	Dispensers: HC = 29 FTE = 22	General Practice Assistants: HC = 1 FTE = 1	Health Support Workers: HC = 1 FTE = 1
Health Care Assistants: HC = 54 FTE = 38	Nursing Associates: HC = 0 FTE = 0	Other Direct Patient Care: HC = 1 FTE = 1	Paramedics: HC = 4 FTE = 4	Pharmacists: HC = 7 FTE = 4	Pharmacy Technicians: HC = 0 FTE = 0	Phlebotomists: HC = 1 FTE = 1
Physician Associates: HC = 0 FTE = 0	Physiotherapists: HC = 0 FTE = 0	Social Prescribing Link Workers: HC = 2 FTE = 2	Therapists: HC = 0 FTE = 0			



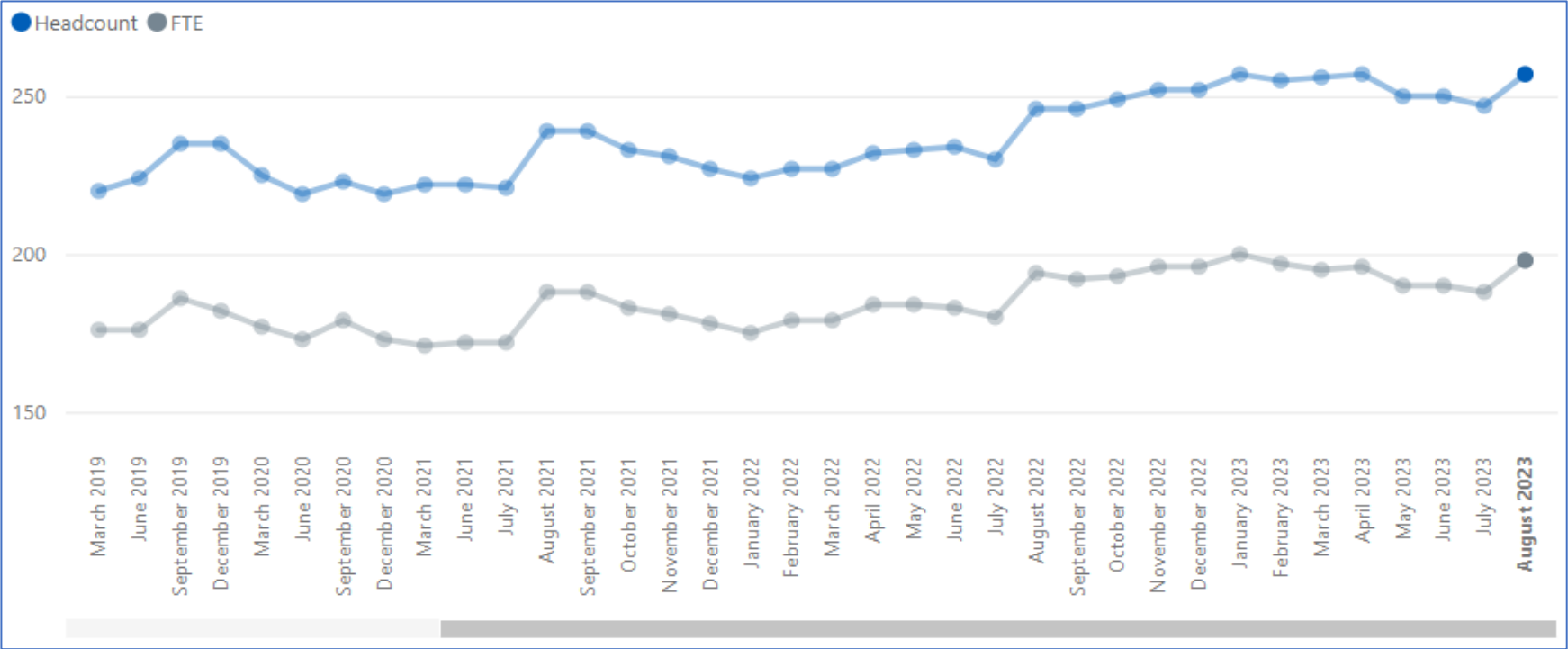
Administration

Apprentices: HC = 0 FTE = 0	Estates & Ancillary: HC = 2 FTE = 1	Management Partners: HC = 1 FTE = 1	Managers: HC = 50 FTE = 43	Medical Secretaries: HC = 53 FTE = 36	Other Admin/Non-clinical: HC = 126 FTE = 90	Receptionists: HC = 295 FTE = 189	Telephonists: HC = 1 FTE = 1
---	---	---	--	---	---	---	--

West Essex Demographics – Headcount and FTE



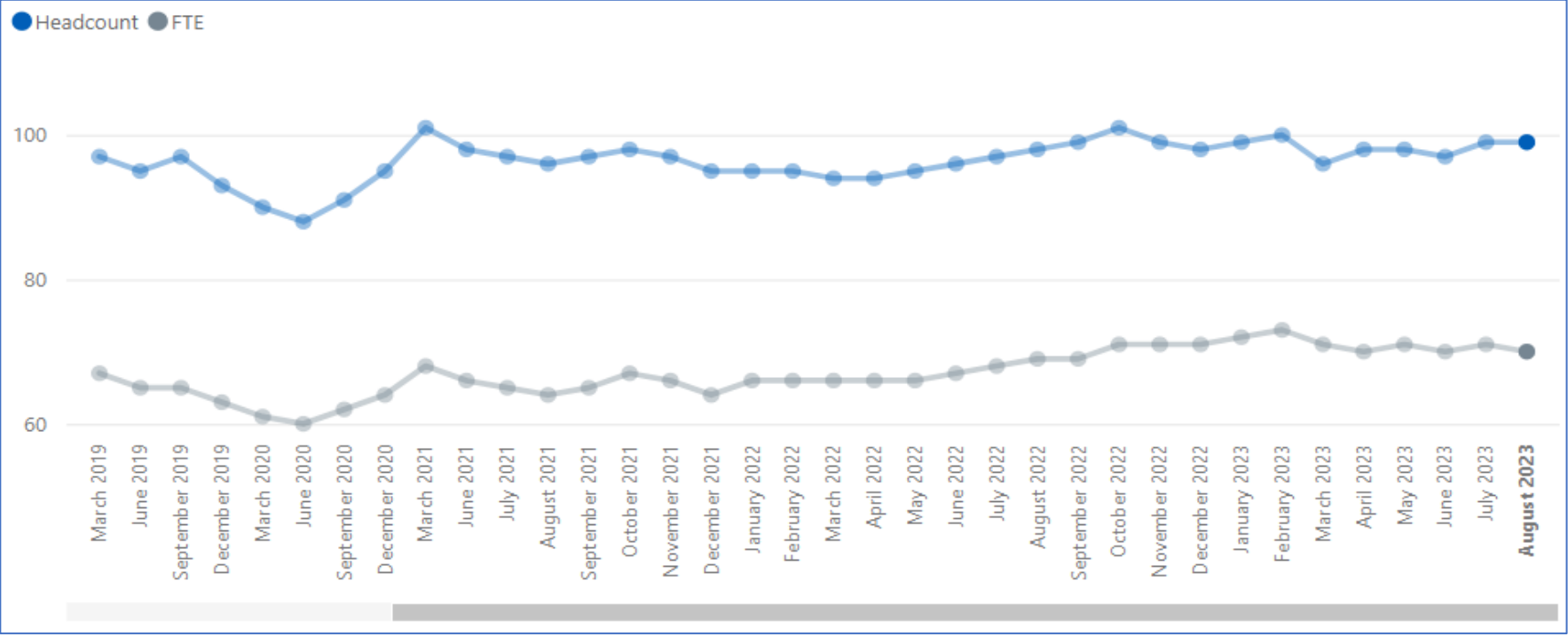
West Essex GP Trends – Headcount and FTE



Head Count
257

FTE
198

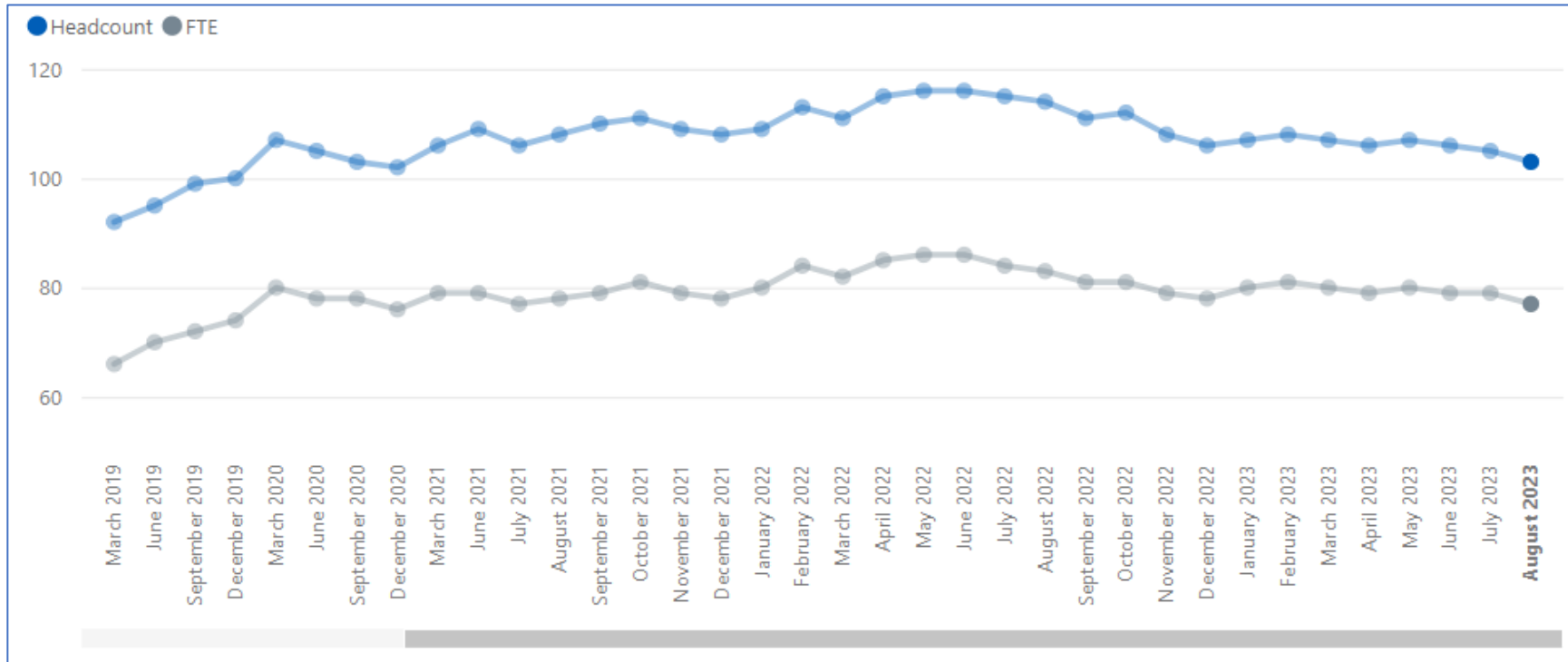
West Essex Nurses Trends – Headcount and FTE



Head Count
99

FTE
70

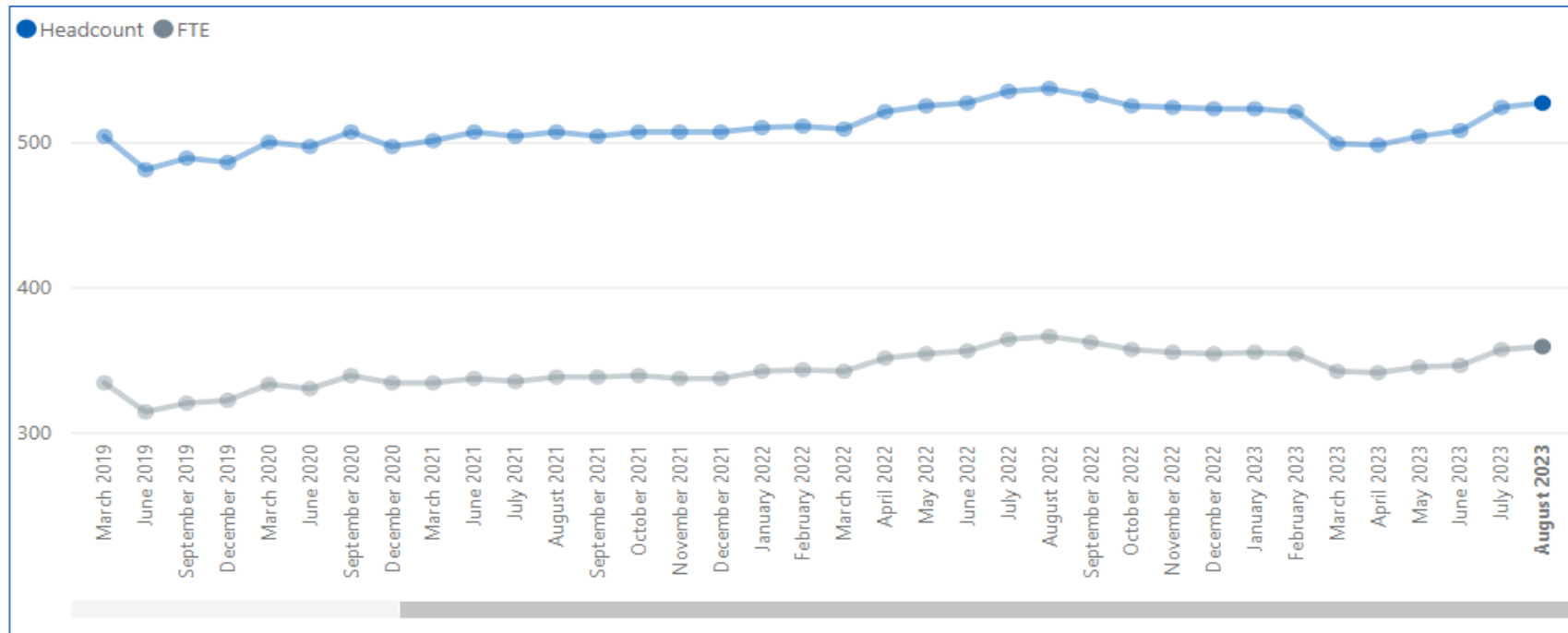
West Essex Direct Patient Care Trends – Headcount and FTE



Head Count
103

FTE
77

West Essex Administration/Non-Clinical Trends – Headcount and FTE



Head Count
527

FTE
359

Mid Essex GP Practices Workforce Information

August 2023

Mid Essex Workforce Roles in Primary Care – Headcount and FTE



GP Partners:
HC = 114
FTE = 113

GP Regular Locums:
HC = 5
FTE = 2

GP Retainers:
HC = 1
FTE = 0

GPs in Training
 Grades:
HC = 58
FTE = 56

Salaried
 GPs:
HC = 91
FTE = 55

Key
 HC = Head Count
 FTE = Full-Time Equivalent



Advanced Nurse
 Practitioners:
HC = 43
FTE = 33

Extended Role
 Practice Nurses:
HC = 2
FTE = 2

Nurse
 Dispensers:
HC = 1
FTE = 1

Nurse
 Specialists:
HC = 0
FTE = 0

Nursing
 Partners:
HC = 0
FTE = 0

Other
 Nurses:
HC = 2
FTE = 1

Practice
 Nurses:
HC = 120
FTE = 76

Trainee
 Nurses:
HC = 0
FTE = 0



Advanced Paramedic
 Practitioners:
HC = 4
FTE = 4

Advanced Pharmacist
 Practitioners:
HC = 6
FTE = 5

Advanced Physiotherapist
 Practitioners:
HC = 1
FTE = 1

Apprentices:
HC = 0
FTE = 0

Dispensers:
HC = 78
FTE = 56

Health Support
 Workers:
HC = 0
FTE = 0

Health Care
 Assistants:
HC = 59
FTE = 39

Nursing
 Associates:
HC = 0
FTE = 0

Other Direct
 Patient Care:
HC = 5
FTE = 2

Paramedics:
HC = 10
FTE = 8

Pharmacists:
HC = 15
FTE = 10

Pharmacy
 Technicians:
HC = 2
FTE = 1

Phlebotomists:
HC = 2
FTE = 1

Physician
 Associates:
HC = 2
FTE = 2

Physiotherapists:
HC = 1
FTE = 1

Social Prescribing
 Link Workers:
HC = 1
FTE = 0

Therapists:
HC = 0
FTE = 0

Trainee Nursing
 Associates:
HC = 1
FTE = 1



Apprentices:
HC = 2
FTE = 2

Estates
 & Ancillary:
HC = 7
FTE = 2

Management
 Partners:
HC = 2
FTE = 2

Managers:
HC = 60
FTE = 53

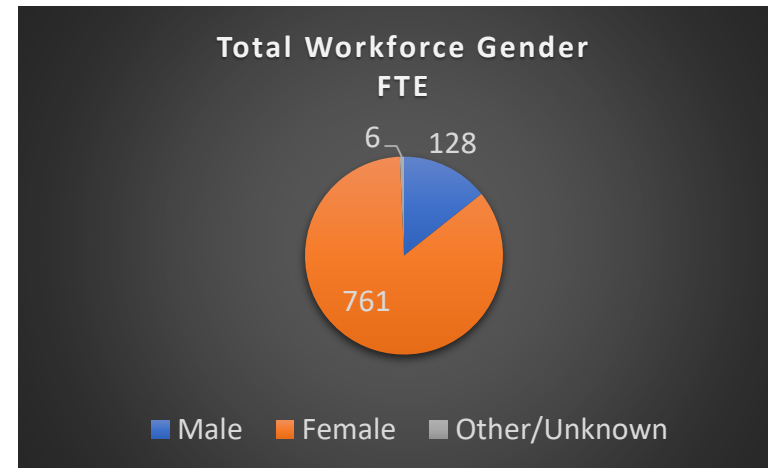
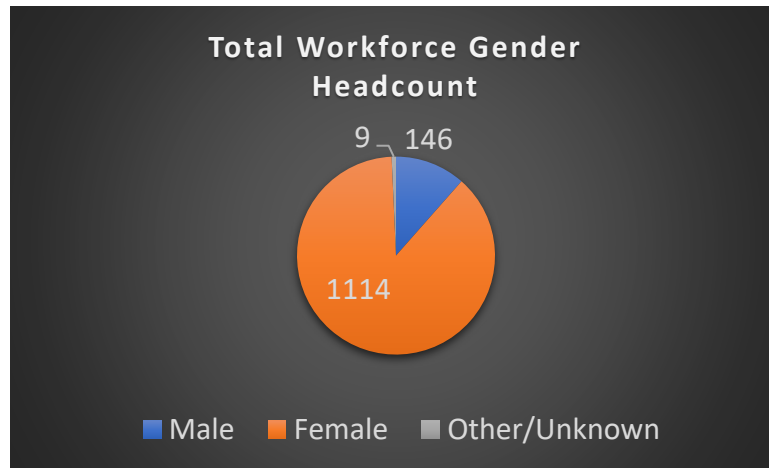
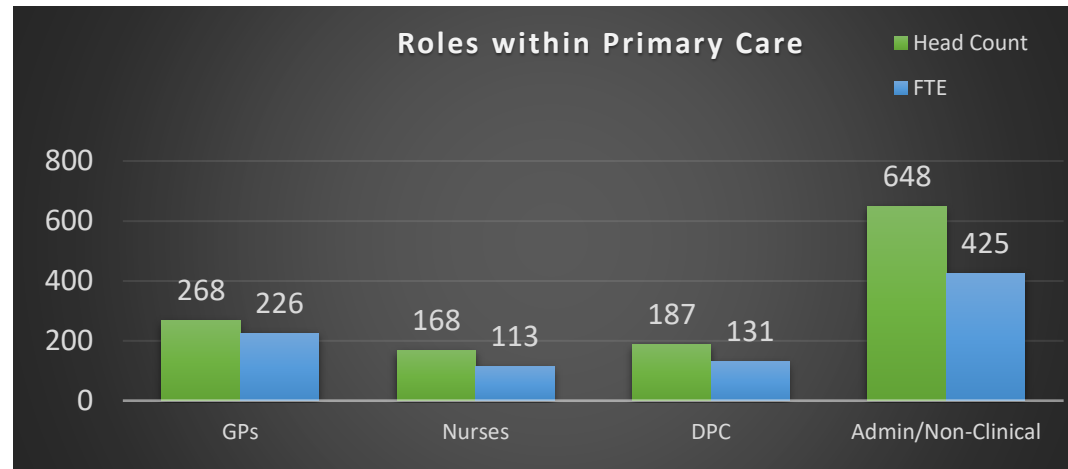
Medical
 Secretaries:
HC = 78
FTE = 51

Other Admin/Non-
 clinical:
HC = 179
FTE = 118

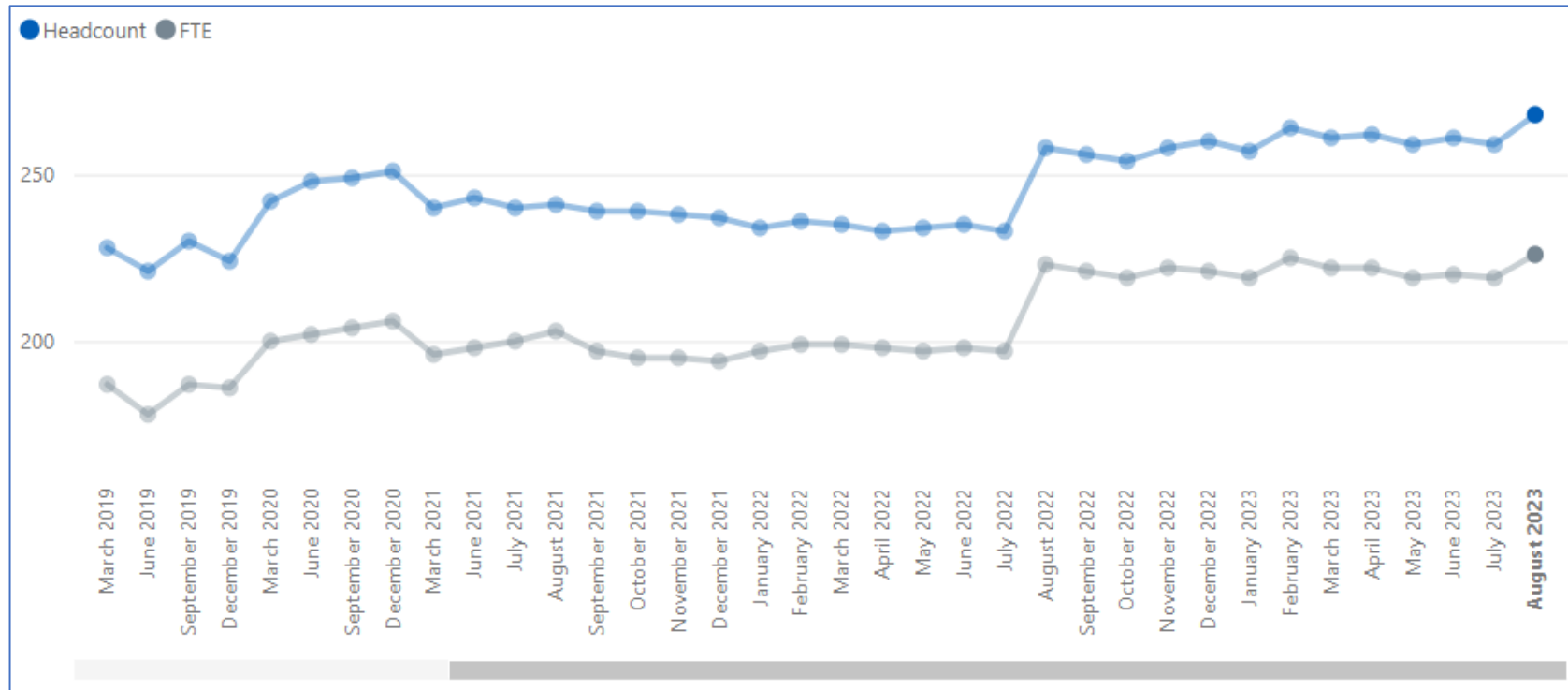
Receptionists:
HC = 322
FTE = 197

Telephonists:
HC = 1
FTE = 1

Mid Essex Demographics – Headcount and FTE



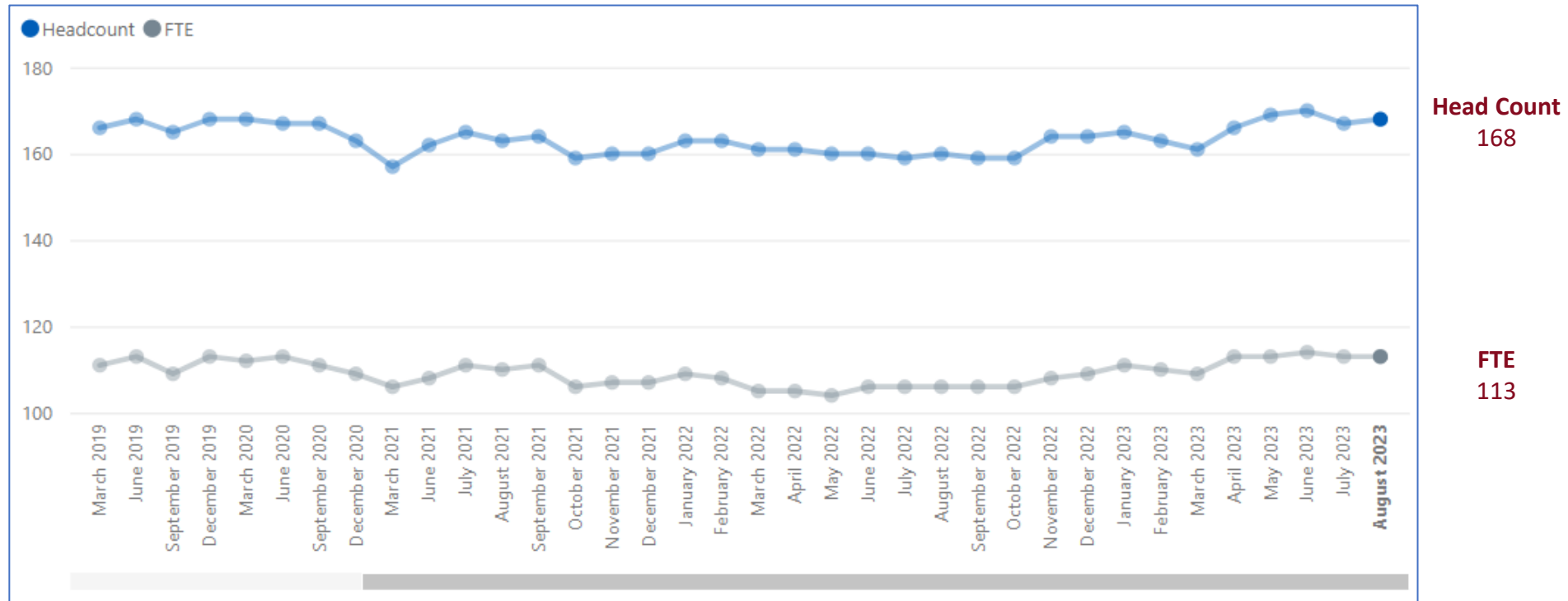
Mid Essex GP Trends – Headcount and FTE



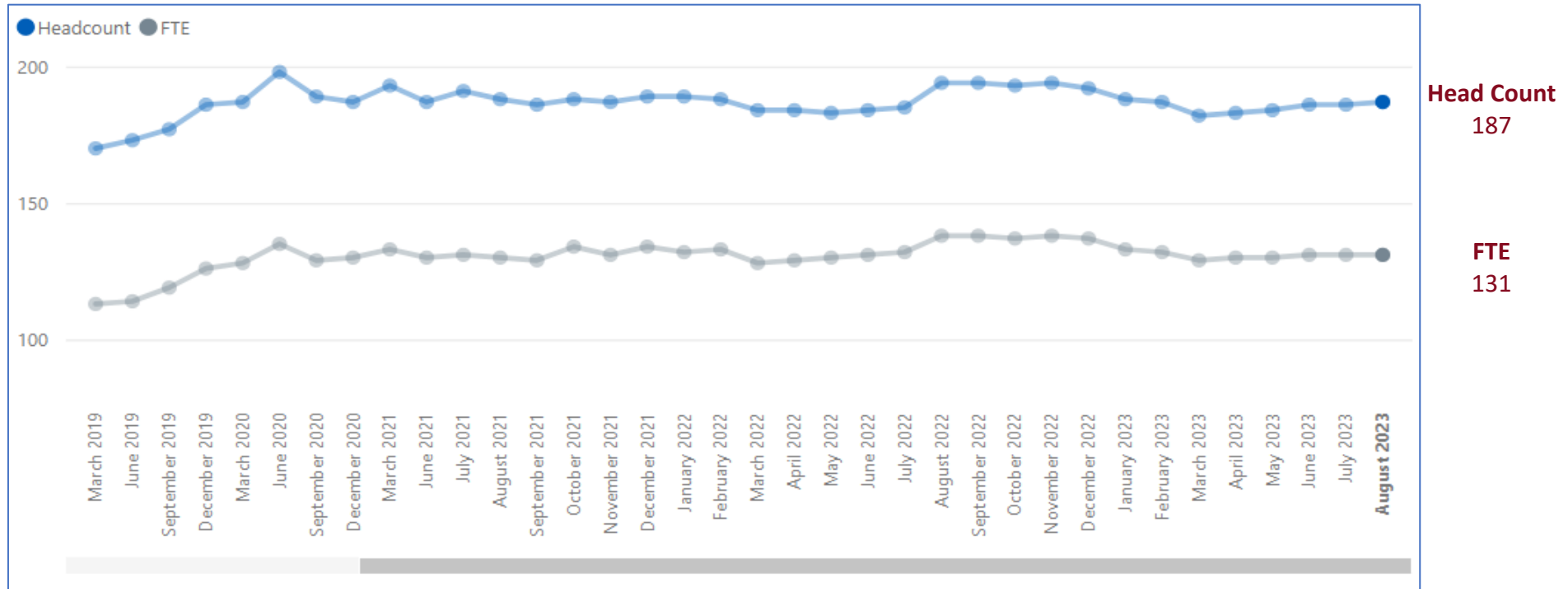
Head Count
268

FTE
226

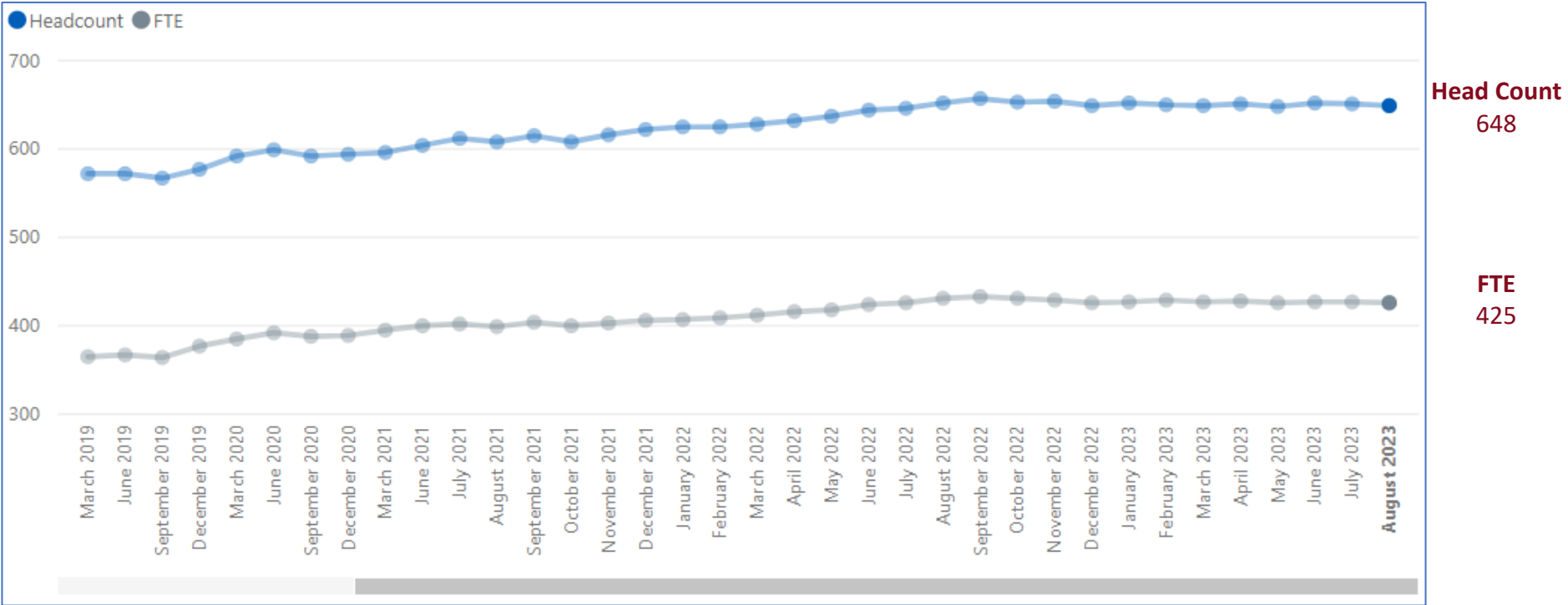
Mid Essex Nurses Trends – Headcount and FTE



Mid Essex Direct Patient Care Trends – Headcount and FTE



Mid Essex Administration/Non-Clinical Trends – Headcount and FTE



**Basildon & Brentwood
GP Practices
Workforce Information**

August 2023

Basildon & Brentwood Workforce Roles in Primary Care – Headcount and FTE



GP Partners:
HC = 96
FTE = 83

GP Regular Locums:
HC = 10
FTE = 4

GP Retainers:
HC = 1
FTE = 1

GPs in Training
 Grades:
HC = 28
FTE = 27

Salaried
 GPs:
HC = 36
FTE = 20

Key
 HC = Head Count
 FTE = Full-Time Equivalent



Advanced Nurse
 Practitioners:
HC = 19
FTE = 15

Extended Role
 Practice Nurses:
HC = 1
FTE = 0

Nurse
 Dispensers:
HC = 0
FTE = 0

Nurse
 Specialists:
HC = 0
FTE = 0

Nursing
 Partners:
HC = 0
FTE = 0

Other
 Nurses:
HC = 2
FTE = 1

Practice
 Nurses:
HC = 75
FTE = 45

Trainee
 Nurses:
HC = 1
FTE = 0



Advanced Paramedic
 Practitioners:
HC = 0
FTE = 0

Advanced Pharmacist
 Practitioners:
HC = 1
FTE = 1

Advanced Physiotherapist
 Practitioners:
HC = 0
FTE = 0

Apprentices:
HC = 0
FTE = 0

Dispensers:
HC = 4
FTE = 3

General Practice
 Assistants:
HC = 1
FTE = 1

Health Support
 Workers:
HC = 0
FTE = 0

Health Care
 Assistants:
HC = 31
FTE = 19

Nursing
 Associates:
HC = 0
FTE = 0

Other Direct
 Patient Care:
HC = 2
FTE = 1

Paramedics:
HC = 1
FTE = 1

Pharmacists:
HC = 11
FTE = 7

Pharmacy
 Technicians:
HC = 0
FTE = 0

Phlebotomists:
HC = 1
FTE = 0

Physician
 Associates:
HC = 2
FTE = 2

Physiotherapists:
HC = 0
FTE = 0

Social Prescribing
 Link Workers:
HC = 0
FTE = 0

Therapists:
HC = 0
FTE = 0



Apprentices:
HC = 2
FTE = 2

Estates
 & Ancillary:
HC = 3
FTE = 2

Management
 Partners:
HC = 0
FTE = 0

Managers:
HC = 42
FTE = 37

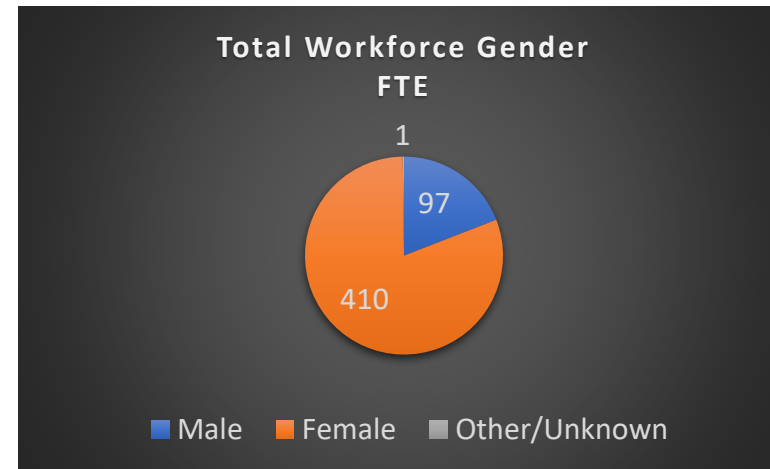
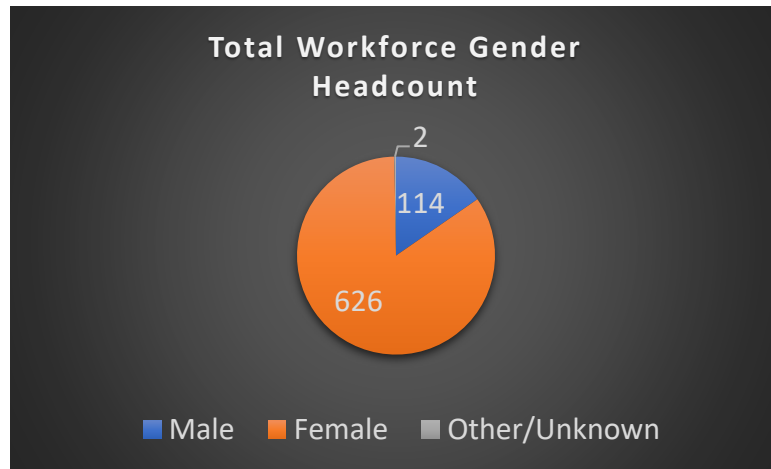
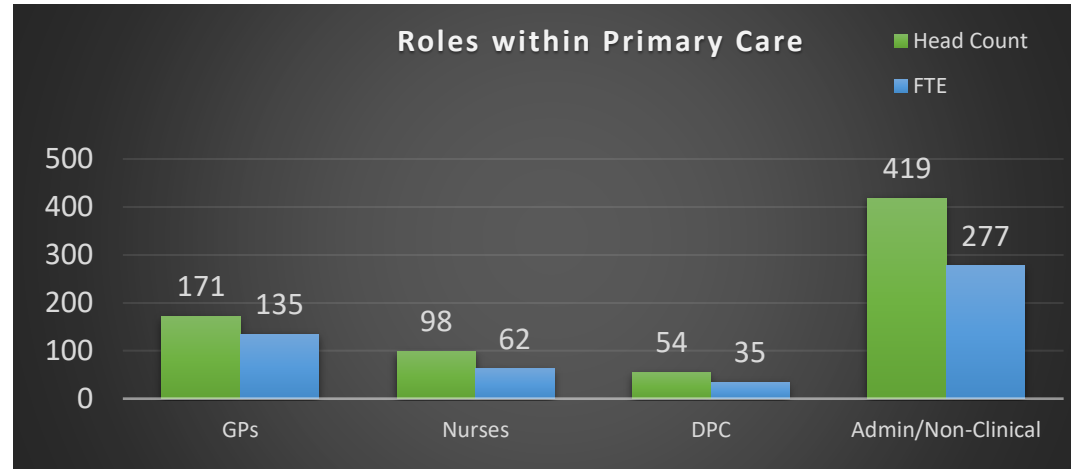
Medical
 Secretaries:
HC = 42
FTE = 30

Other Admin/Non-
 clinical:
HC = 66
FTE = 39

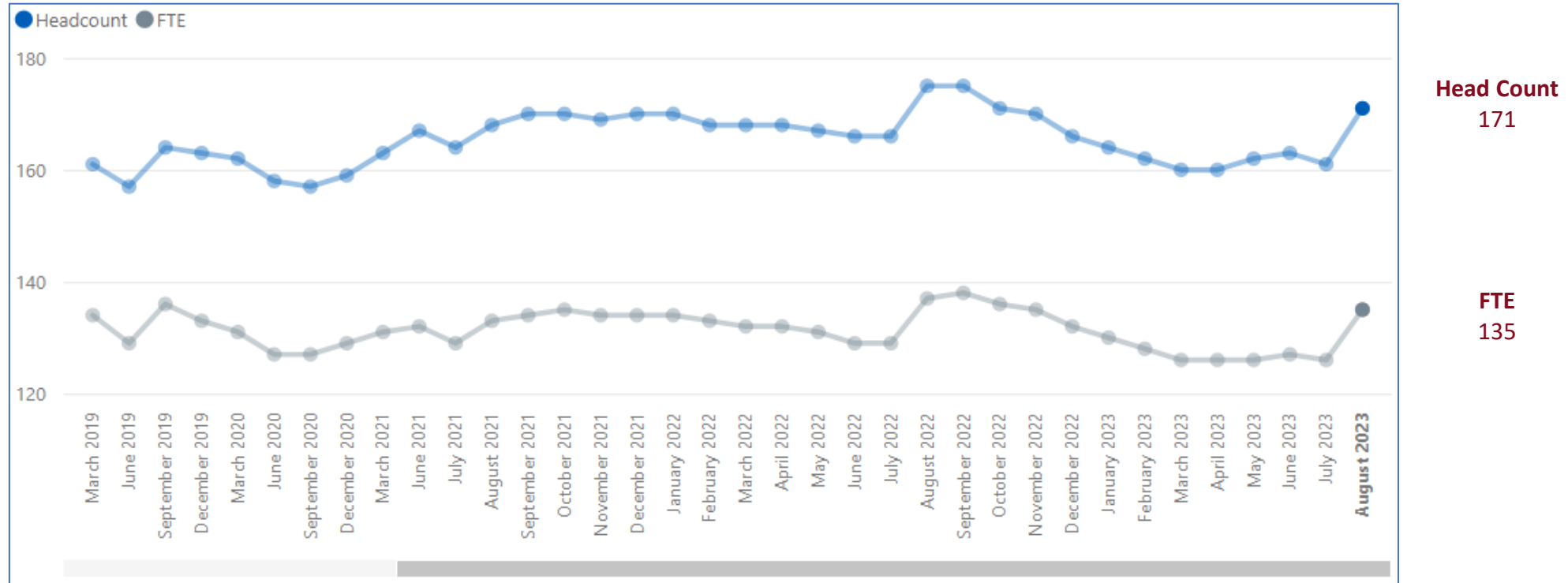
Receptionists:
HC = 263
FTE = 167

Telephonists:
HC = 1
FTE = 0

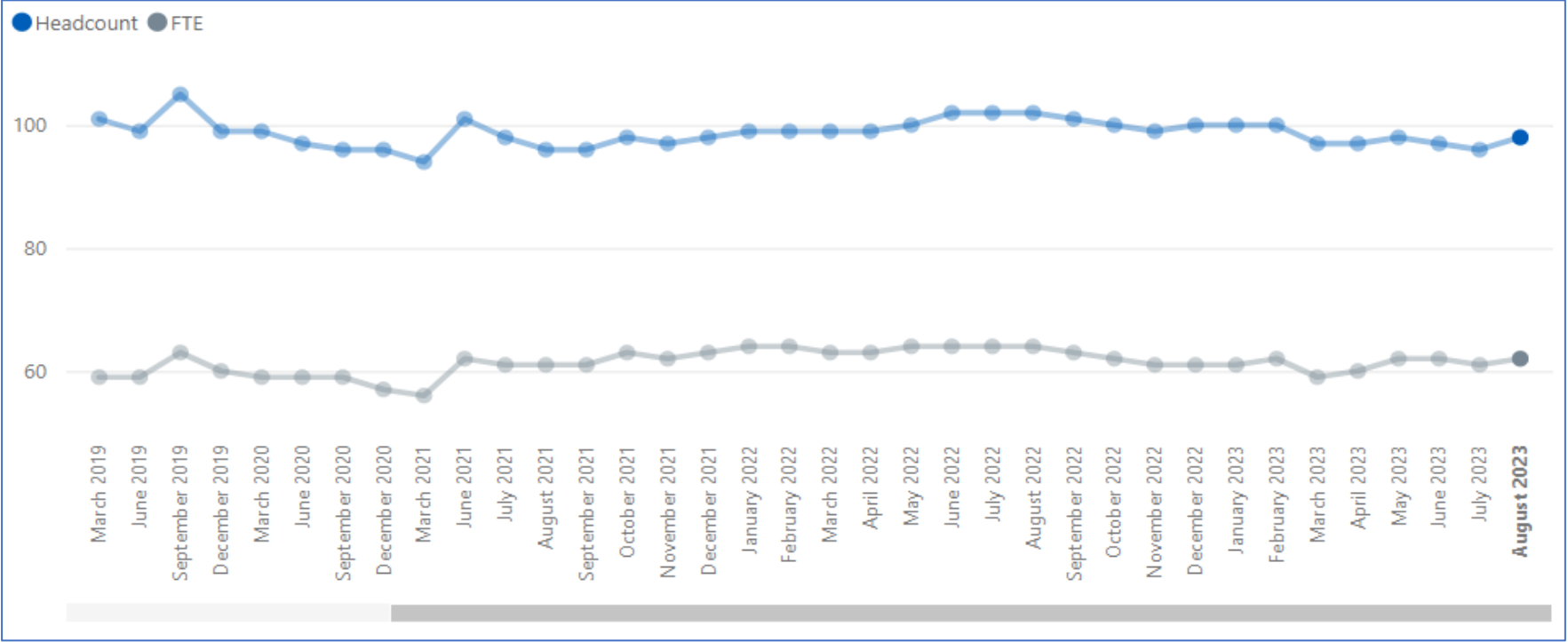
Basildon & Brentwood Demographics – Headcount and FTE



Basildon & Brentwood GP Trends – Headcount and FTE



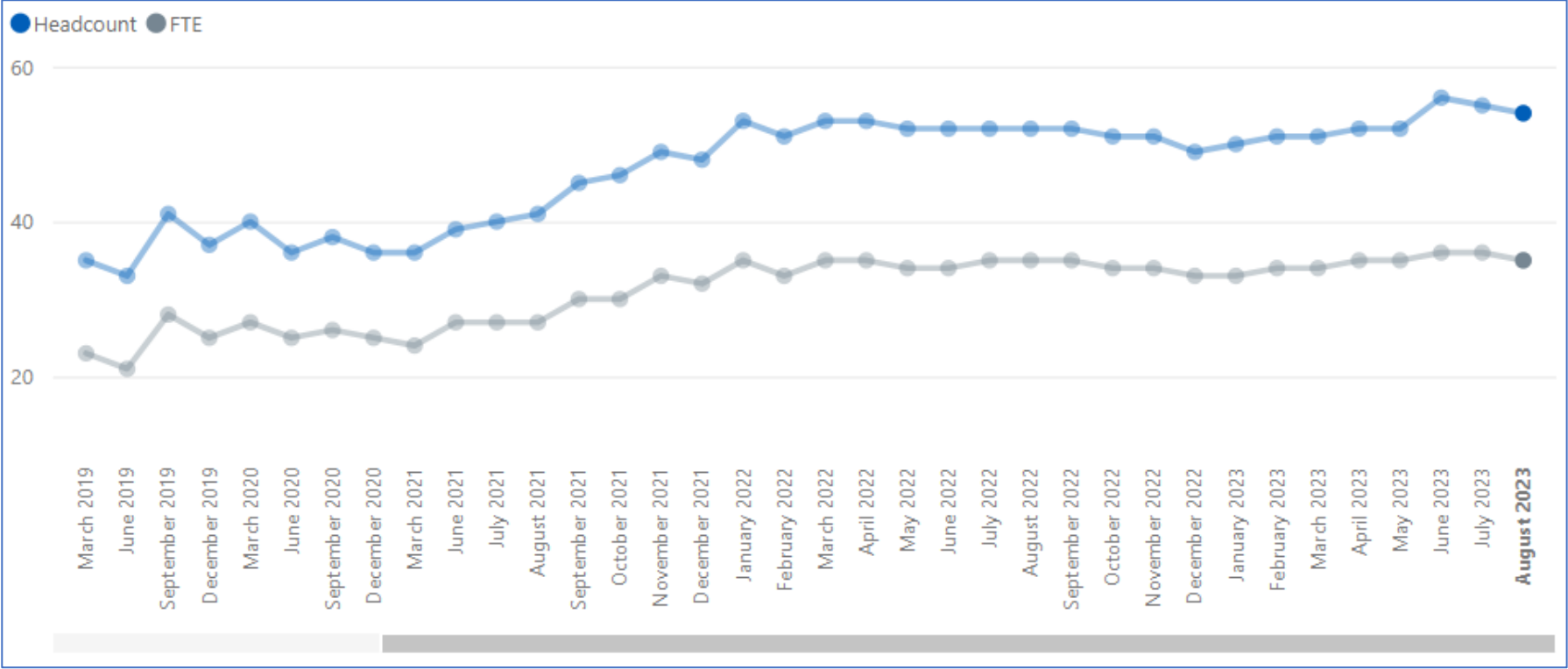
Basildon & Brentwood Nurses Trends – Headcount and FTE



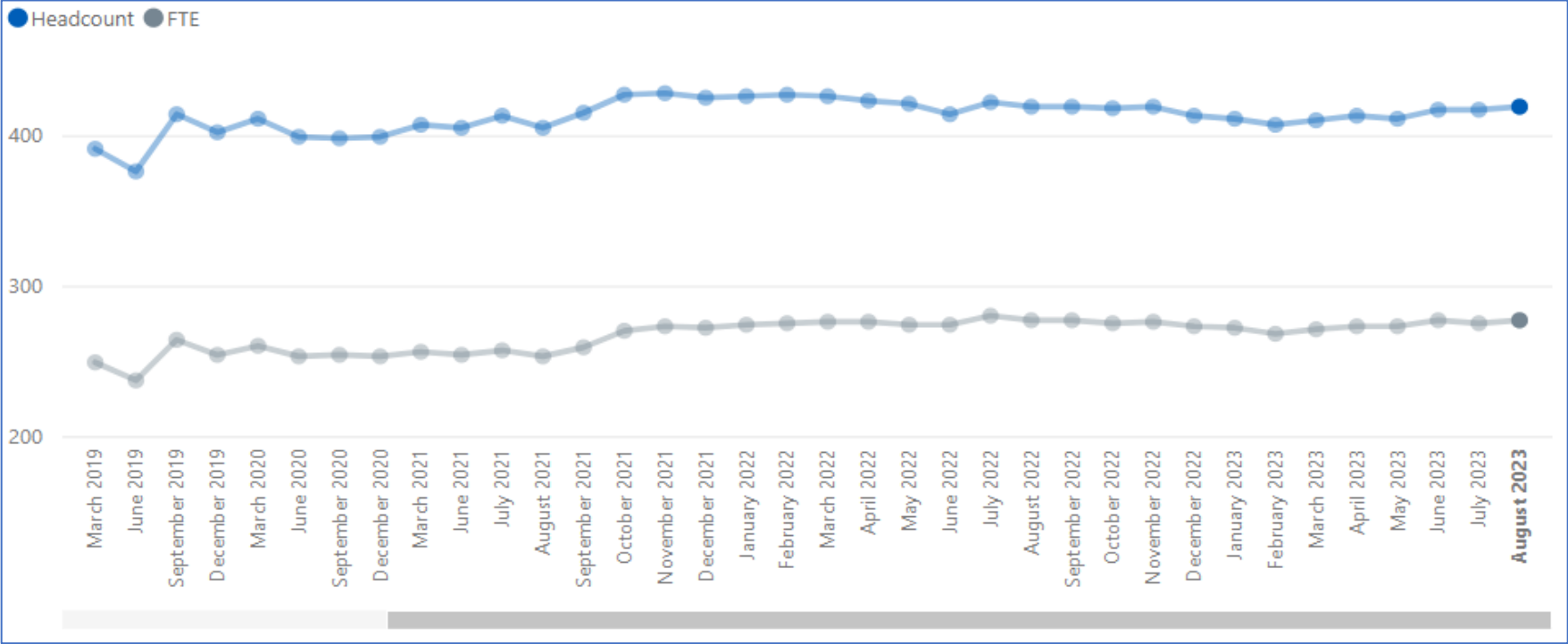
Head Count
98

FTE
62

Basildon & Brentwood Direct Patient Care Trends – Headcount and FTE



Basildon & Brentwood Essex Administration/Non-Clinical Trends – Headcount and FTE



Head Count
419

FTE
277

Thurrock GP Practices Workforce Information

August 2023

Thurrock Workforce Roles in Primary Care – Headcount and FTE



Doctors

GP Partners:
HC = 41
FTE = 40

GP Regular Locums:
HC = 17
FTE = 11

GP Retainers:
HC = 0
FTE = 0

GPs in Training
 Grades:
HC = 12
FTE = 12

Salaried
 GPs:
HC = 22
FTE = 16

Key
 HC = Head Count
 FTE = Full-Time Equivalent



Nurses

Advanced Nurse
 Practitioners:
HC = 15
FTE = 10

Extended Role
 Practice Nurses:
HC = 1
FTE = 1

Nurse
 Dispensers:
HC = 0
FTE = 0

Nurse
 Specialists:
HC = 0
FTE = 0

Nursing
 Partners:
HC = 0
FTE = 0

Other
 Nurses:
HC = 0
FTE = 0

Practice
 Nurses:
HC = 44
FTE = 29

Trainee
 Nurses:
HC = 0
FTE = 0



Direct Patient Care

Advanced Paramedic
 Practitioners:
HC = 1
FTE = 0

Advanced Pharmacist
 Practitioners:
HC = 3
FTE = 2

Advanced Physiotherapist
 Practitioners:
HC = 0
FTE = 0

Apprentices:
HC = 2
FTE = 2

Dispensers:
HC = 8
FTE = 6

Health Support
 Workers:
HC = 0
FTE = 0

Health Care
 Assistants:
HC = 20
FTE = 12

Nursing
 Associates:
HC = 2
FTE = 1

Other Direct
 Patient Care:
HC = 3
FTE = 1

Paramedics:
HC = 0
FTE = 0

Pharmacists:
HC = 9
FTE = 7

Pharmacy
 Technicians:
HC = 0
FTE = 0

Phlebotomists:
HC = 1
FTE = 1

Physician
 Associates:
HC = 9
FTE = 7

Physiotherapists:
HC = 0
FTE = 0

Social Prescribing
 Link Workers:
HC = 0
FTE = 0

Therapists:
HC = 0
FTE = 0



Administration

Apprentices:
HC = 1
FTE = 1

Estates
 & Ancillary:
HC = 2
FTE = 1

Management
 Partners:
HC = 5
FTE = 5

Managers:
HC = 31
FTE = 28

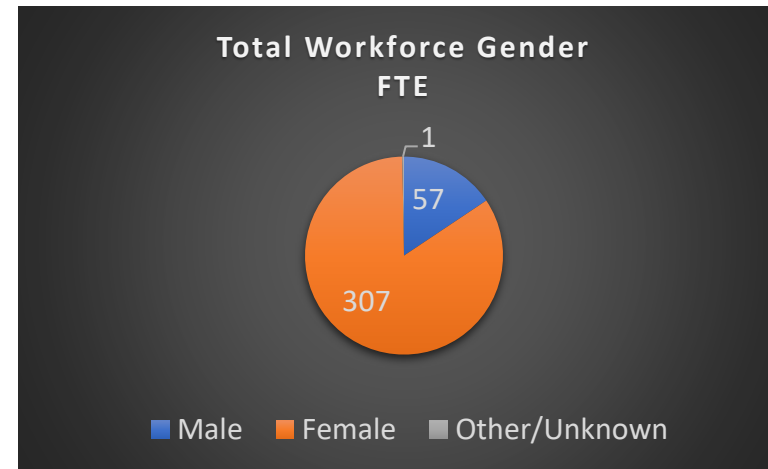
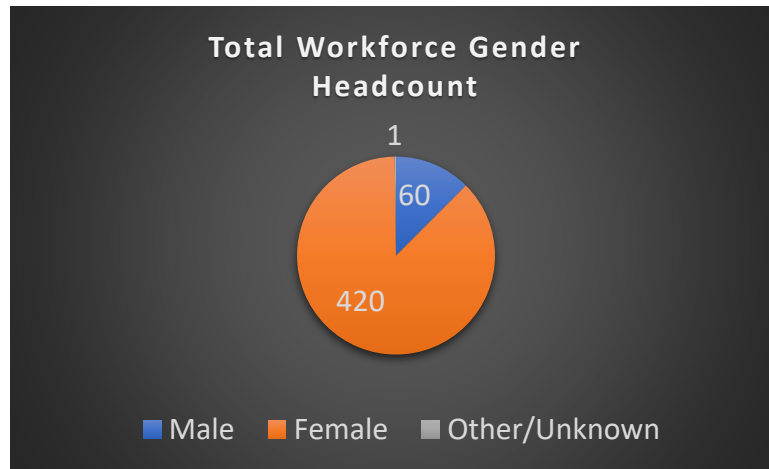
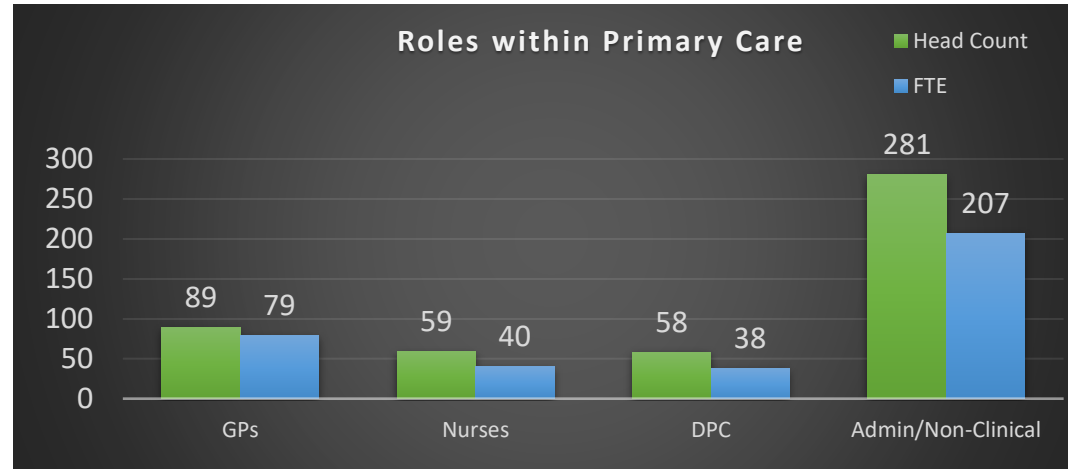
Medical
 Secretaries:
HC = 19
FTE = 14

Other Admin/Non-
 clinical:
HC = 39
FTE = 30

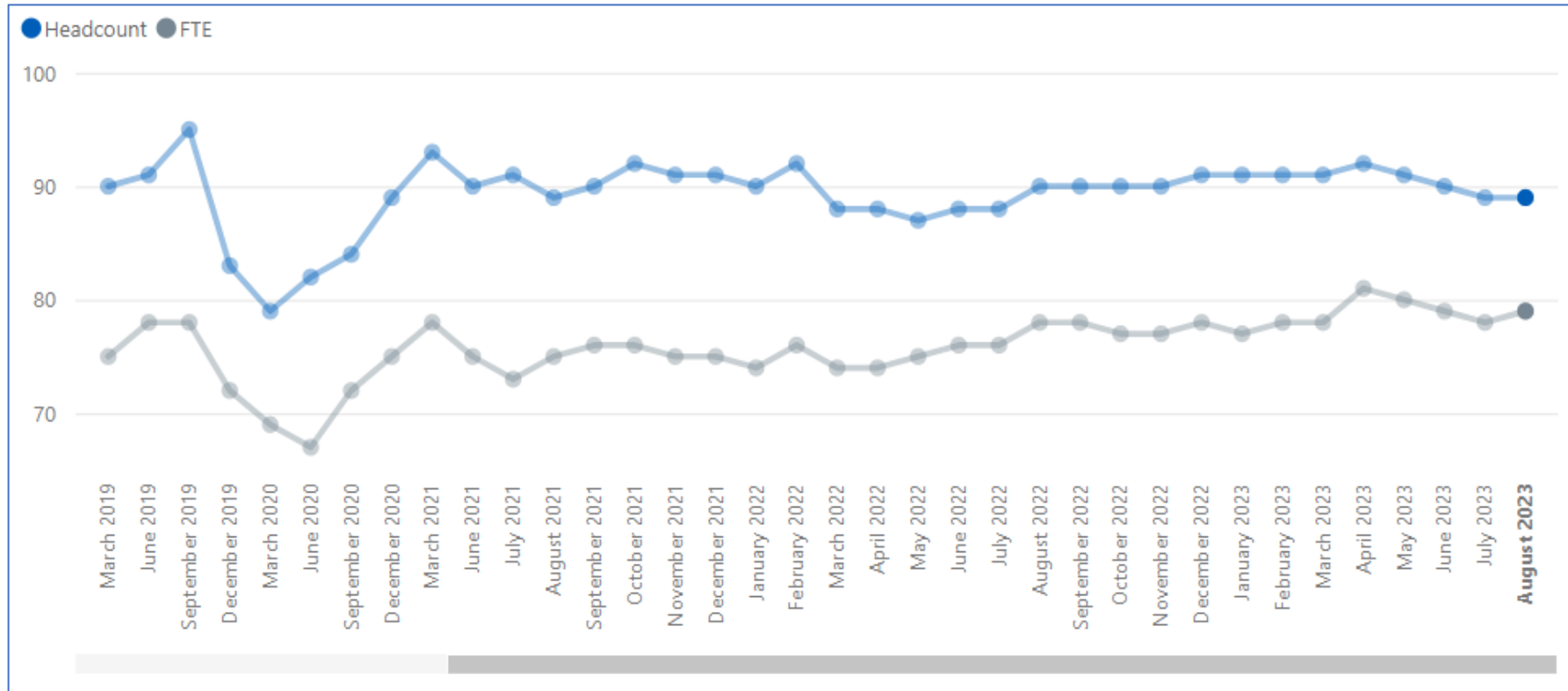
Receptionists:
HC = 186
FTE = 128

Telephonists:
HC = 0
FTE = 0

Thurrock Demographics – Headcount and FTE



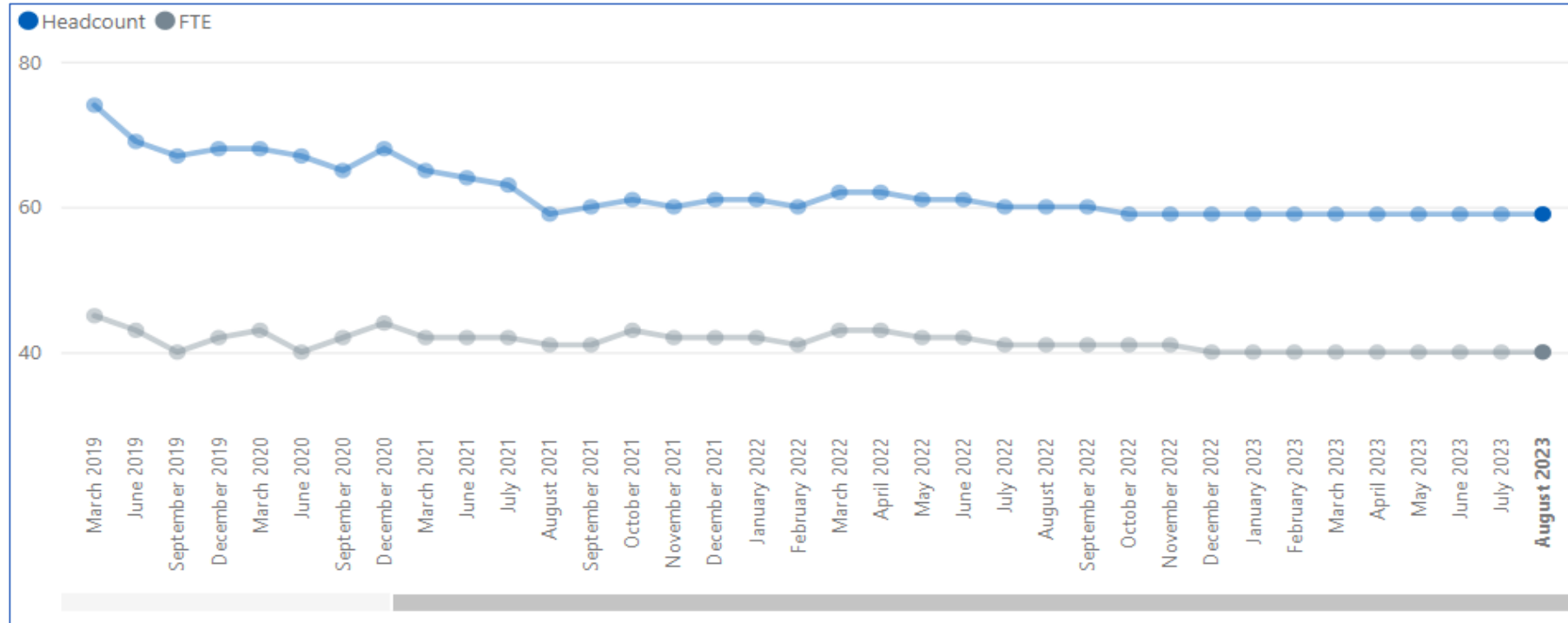
Thurrock GP Trends – Headcount and FTE



Head Count
89

FTE
79

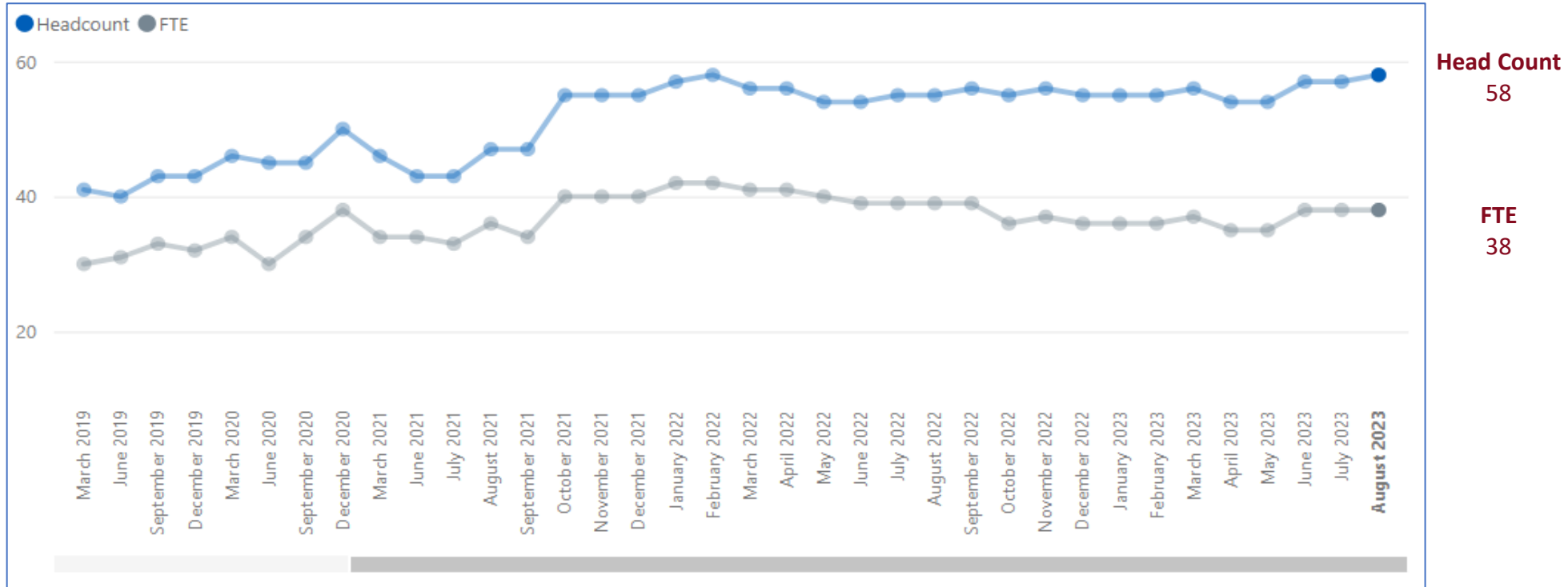
Thurrock Nurses Trends – Headcount and FTE



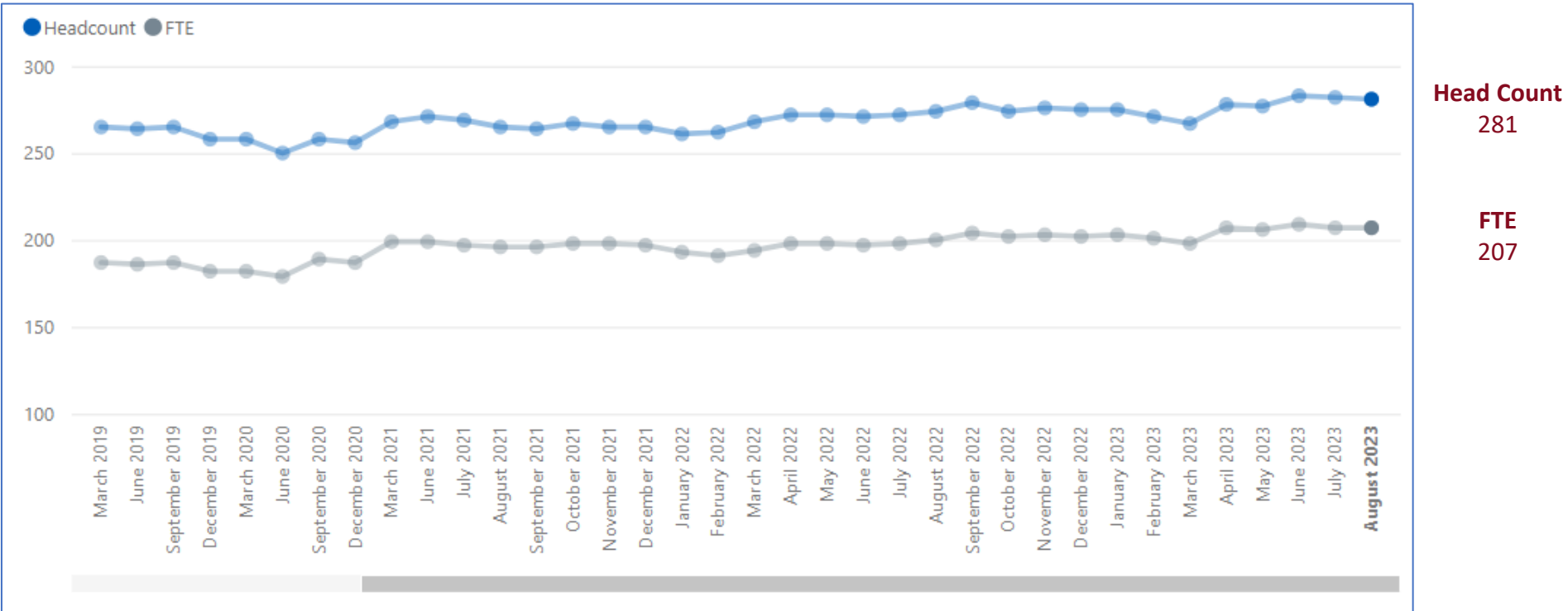
Head Count
59

FTE
40

Thurrock Direct Patient Care Trends – Headcount and FTE



Thurrock Administration/Non-Clinical Trends – Headcount and FTE



**Castle Point & Rochford (CPR)
GP Practices
Workforce Information**

August 2023

CPR Workforce Roles in Primary Care – Headcount and FTE



GP Partners: HC = 59 FTE = 59	GP Regular Locums: HC = 12 FTE = 5	GP Retainers: HC = 0 FTE = 0	GPs in Training Grades: HC = 31 FTE = 31	Salaried GPs: HC = 26 FTE = 22
---	--	--	---	--

Key
HC = Head Count
FTE = Full-Time Equivalent



Advanced Nurse Practitioners: HC = 11 FTE = 9	Extended Role Practice Nurses: HC = 1 FTE = 1	Nurse Dispensers: HC = 1 FTE = 0	Nurse Specialists: HC = 1 FTE = 1	Nursing Partners: HC = 0 FTE = 0	Other Nurses: HC = 0 FTE = 0	Practice Nurses: HC = 37 FTE = 25	Trainee Nurses: HC = 0 FTE = 0
---	---	--	---	--	--	---	--

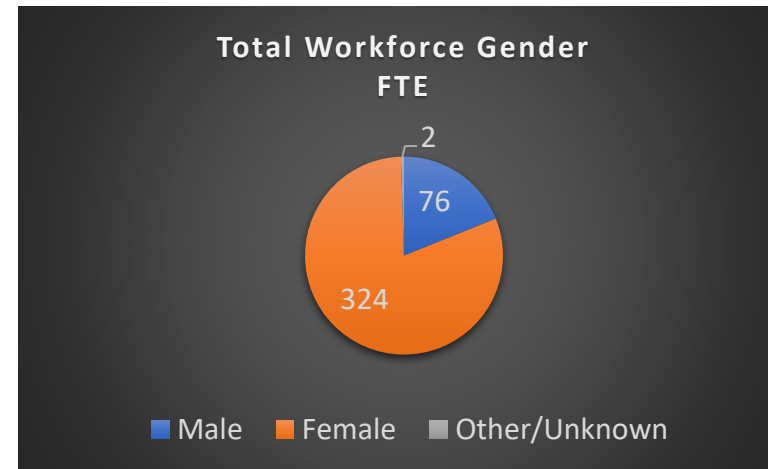
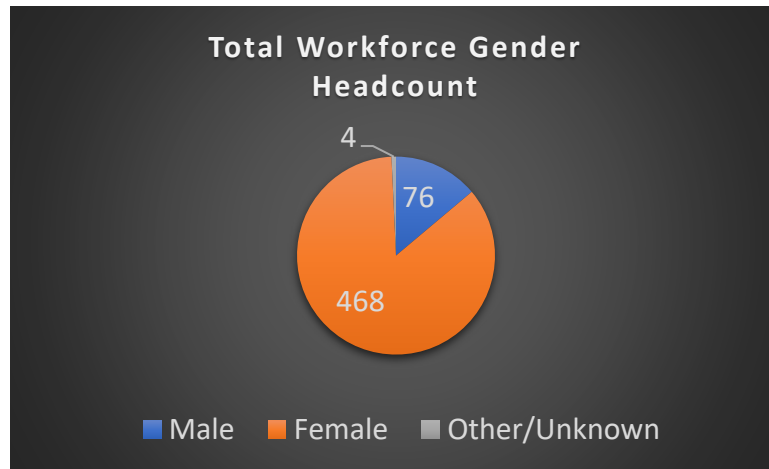
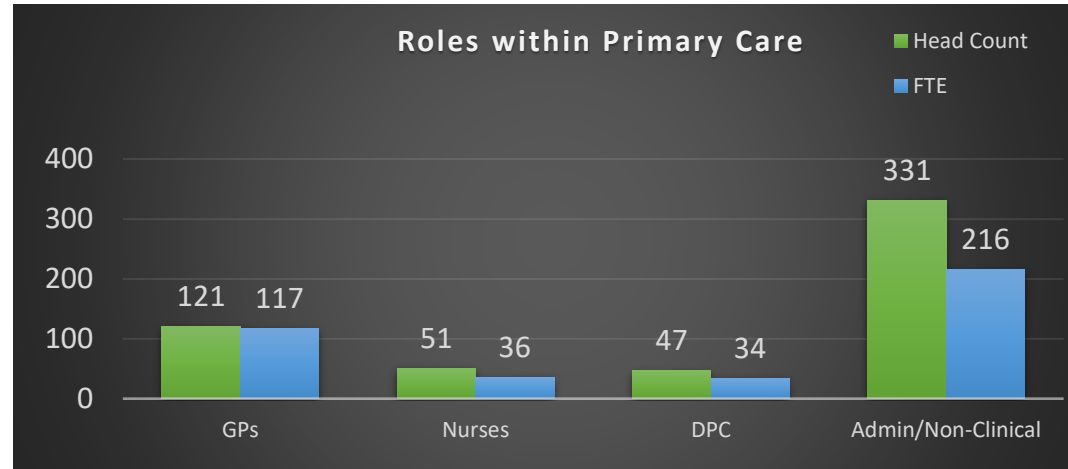


Advanced Paramedic Practitioners: HC = 1 FTE = 1	Advanced Pharmacist Practitioners: HC = 1 FTE = 0	Advanced Physiotherapist Practitioners: HC = 0 FTE = 0	Apprentices: HC = 0 FTE = 0	Dispensers: HC = 0 FTE = 0	Health Support Workers: HC = 0 FTE = 0	Health Care Assistants: HC = 25 FTE = 18
Nursing Associates: HC = 2 FTE = 1	Other Direct Patient Care: HC = 1 FTE = 1	Paramedics: HC = 1 FTE = 1	Pharmacists: HC = 3 FTE = 3	Pharmacy Technicians: HC = 0 FTE = 0	Phlebotomists: HC = 10 FTE = 5	Physician Associates: HC = 2 FTE = 2
Physiotherapists: HC = 1 FTE = 1	Social Prescribing Link Workers: HC = 0 FTE = 0	Therapists: HC = 0 FTE = 0				

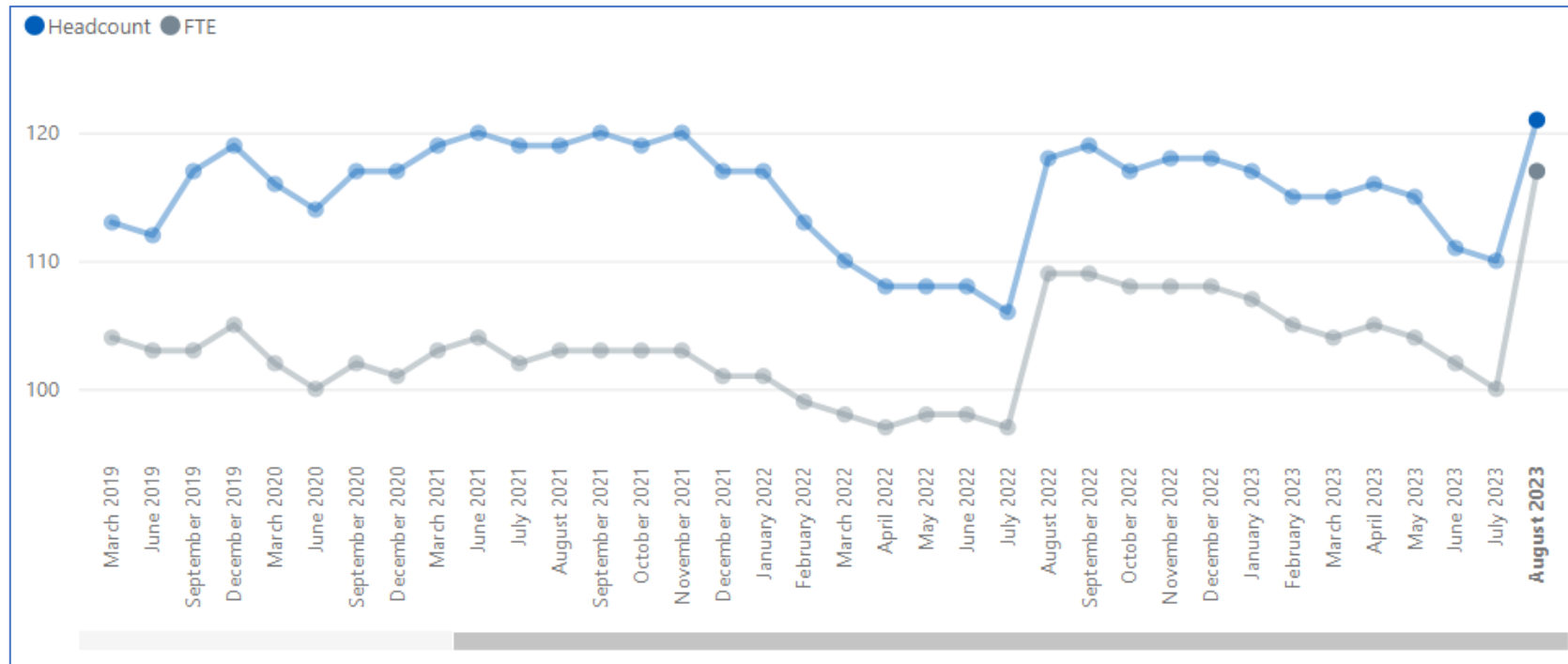


Apprentices: HC = 1 FTE = 1	Estates & Ancillary: HC = 1 FTE = 1	Management Partners: HC = 2 FTE = 2	Managers: HC = 24 FTE = 21	Medical Secretaries: HC = 26 FTE = 19	Other Admin/Non-clinical: HC = 58 FTE = 41	Receptionists: HC = 218 FTE = 131	Telephonists: HC = 1 FTE = 1
---	---	---	--	---	--	---	--

CPR Demographics – Headcount and FTE

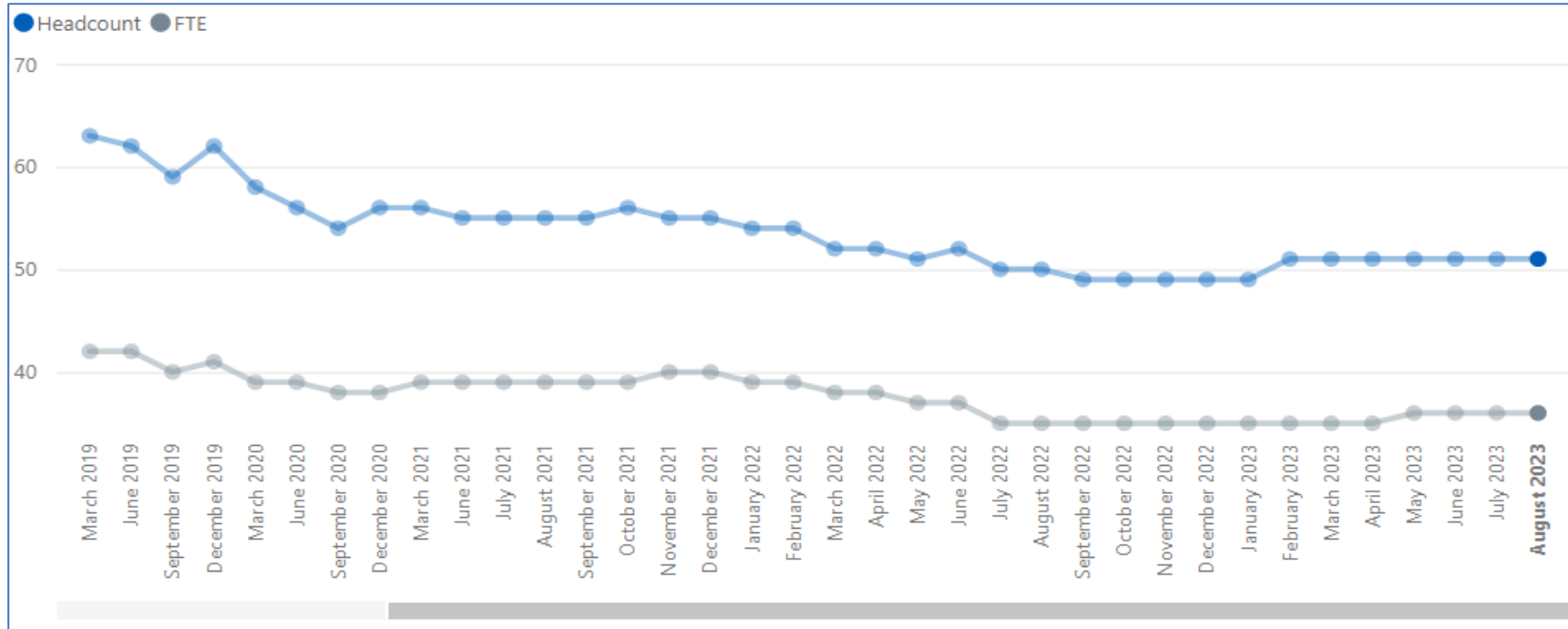


CPR GP Trends – Headcount and FTE



Head Count
121
FTE
117

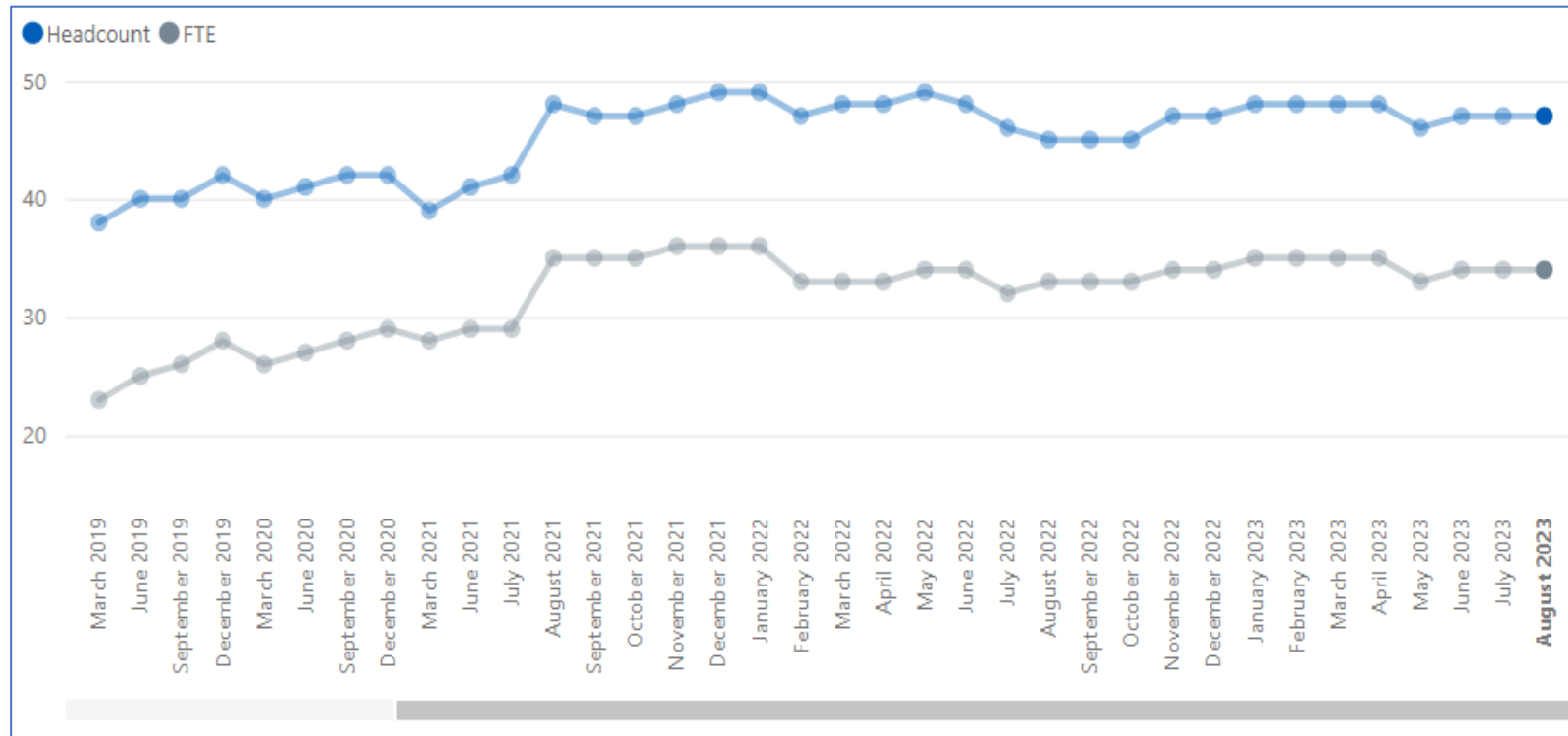
CPR Nurses Trends – Headcount and FTE



Head Count
51

FTE
36

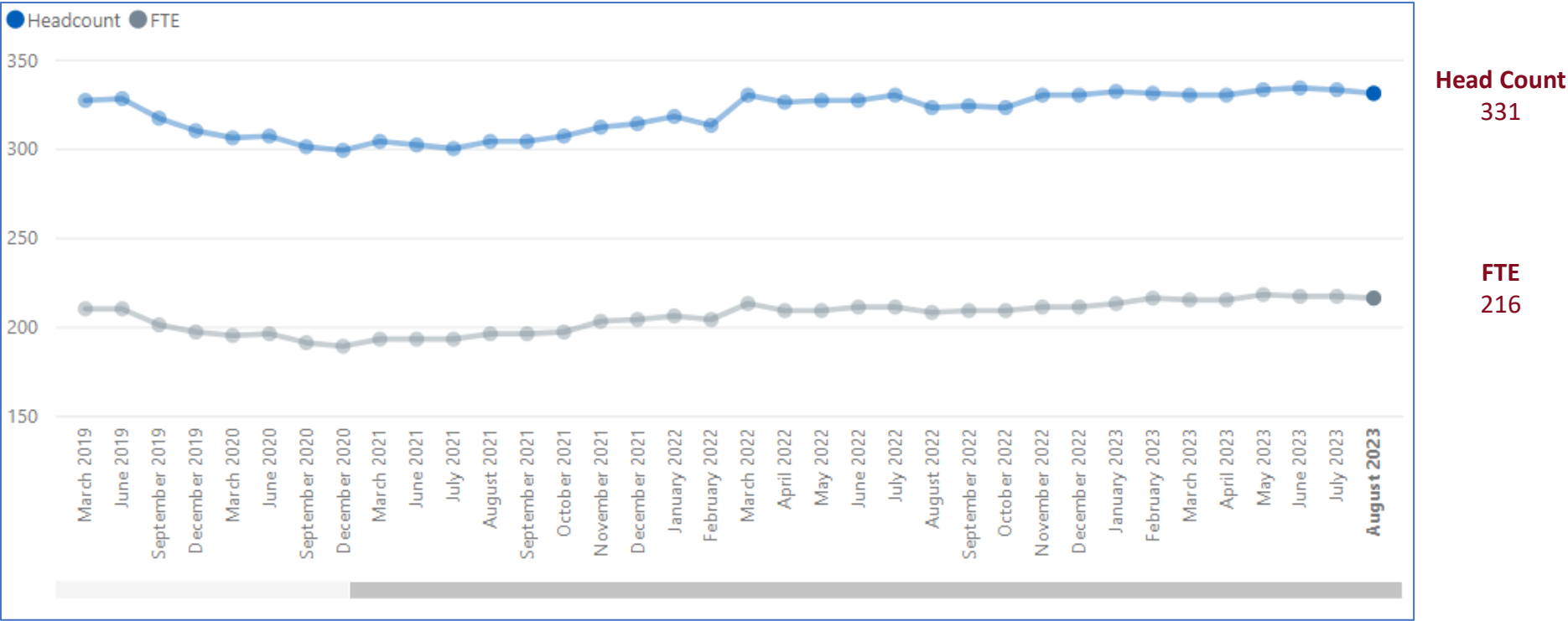
CPR Direct Patient Care Trends – Headcount and FTE



Head Count
47

FTE
34

CPR Administration/Non-Clinical Trends – Headcount and FTE



Southend GP Practices Workforce Information

August 2023

Southend Workforce Roles in Primary Care – Headcount and FTE



GP Partners:
HC = 51
FTE = 46

GP Regular Locums:
HC = 19
FTE = 8

GP Retainers:
HC = 1
FTE = 0

GPs in Training
 Grades:
HC = 24
FTE = 23

Salaried
 GPs:
HC = 45
FTE = 28

Key
 HC = Head Count
 FTE = Full-Time Equivalent



Advanced Nurse
 Practitioners:
HC = 21
FTE = 16

Extended Role
 Practice Nurses:
HC = 3
FTE = 2

Nurse
 Dispensers:
HC = 0
FTE = 0

Nurse
 Specialists:
HC = 1
FTE = 1

Nursing
 Partners:
HC = 0
FTE = 0

Other
 Nurses:
HC = 2
FTE = 2

Practice
 Nurses:
HC = 55
FTE = 29

Trainee
 Nurses:
HC = 2
FTE = 2



Advanced Paramedic
 Practitioners:
HC = 0
FTE = 0

Advanced Pharmacist
 Practitioners:
HC = 0
FTE = 0

Advanced Physiotherapist
 Practitioners:
HC = 0
FTE = 0

Apprentices:
HC = 0
FTE = 0

Dispensers:
HC = 1
FTE = 1

General Practice
 Assistants:
HC = 1
FTE = 0

Health Support
 Workers:
HC = 2
FTE = 2

Health Care
 Assistants:
HC = 25
FTE = 13

Nursing
 Associates:
HC = 0
FTE = 0

Other Direct
 Patient Care:
HC = 0
FTE = 0

Paramedics:
HC = 3
FTE = 3

Pharmacists:
HC = 9
FTE = 7

Pharmacy
 Technicians:
HC = 0
FTE = 0

Phlebotomists:
HC = 1
FTE = 1

Physician
 Associates:
HC = 8
FTE = 7

Physiotherapists:
HC = 2
FTE = 2

Podiatrists:
HC = 1
FTE = 1

Social Prescribing
 Link Workers:
HC = 0
FTE = 0

Therapists:
HC = 0
FTE = 0



Apprentices:
HC = 1
FTE = 1

Estates
 & Ancillary:
HC = 3
FTE = 2

Management
 Partners:
HC = 0
FTE = 0

Managers:
HC = 38
FTE = 33

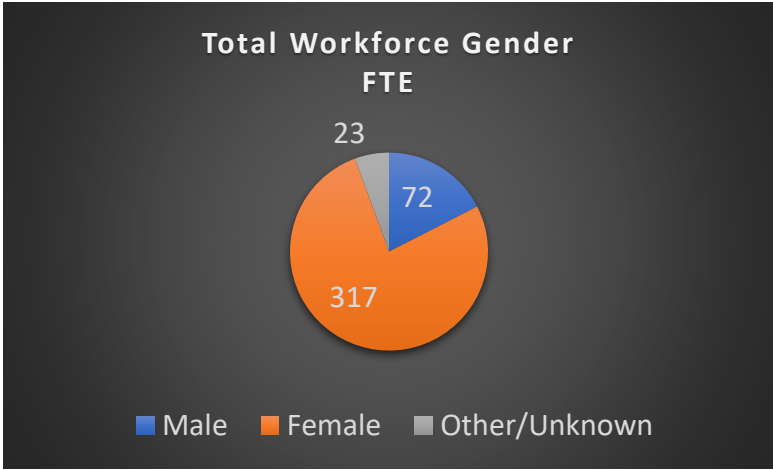
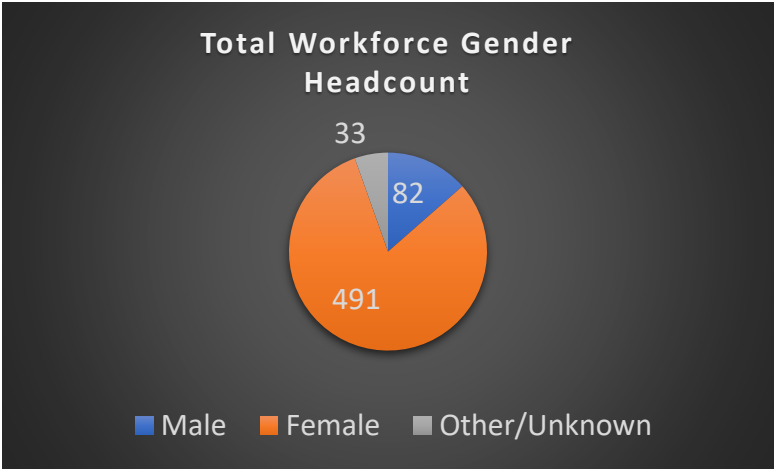
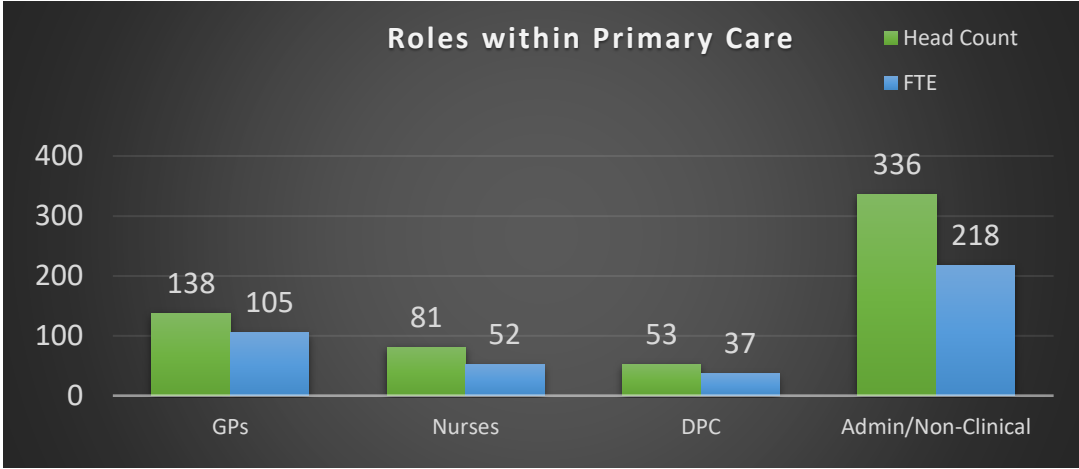
Medical
 Secretaries:
HC = 32
FTE = 20

Other Admin/Non-
 clinical:
HC = 53
FTE = 38

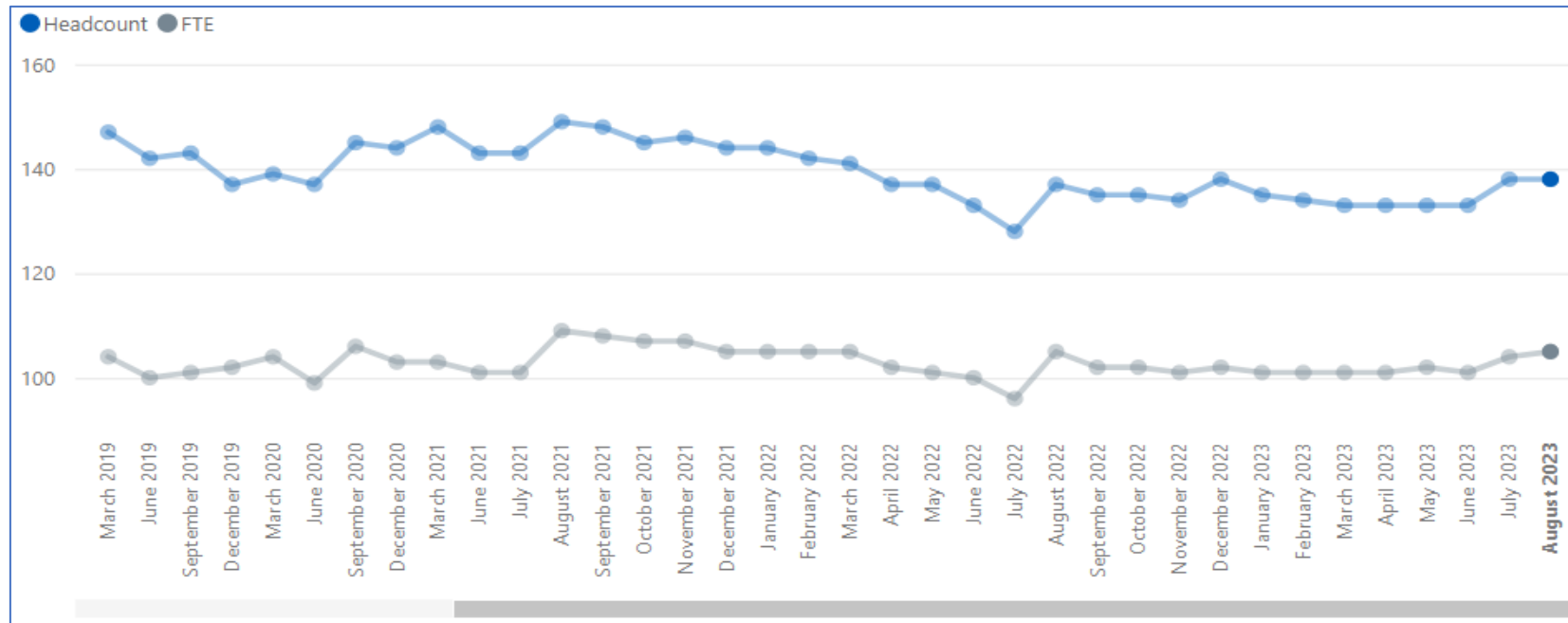
Receptionists:
HC = 208
FTE = 124

Telephonists:
HC = 1
FTE = 1

Southend Demographics – Headcount and FTE



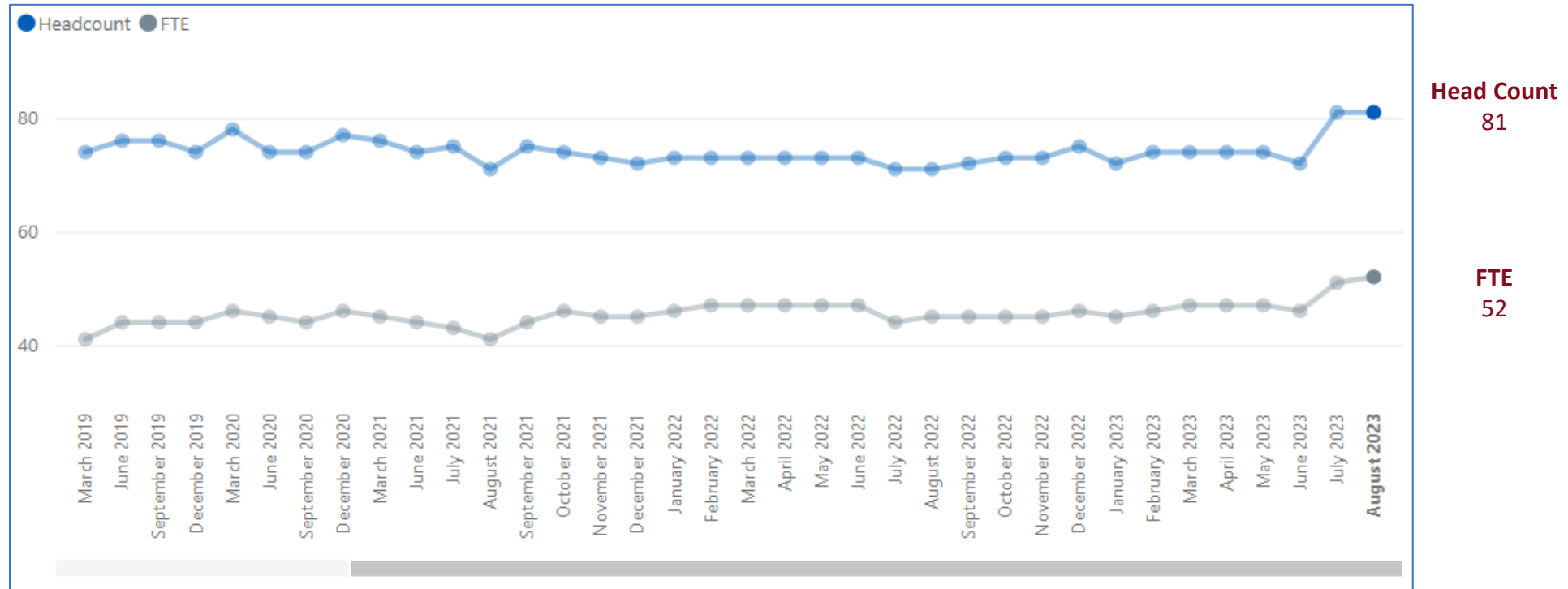
Southend GP Trends – Headcount and FTE



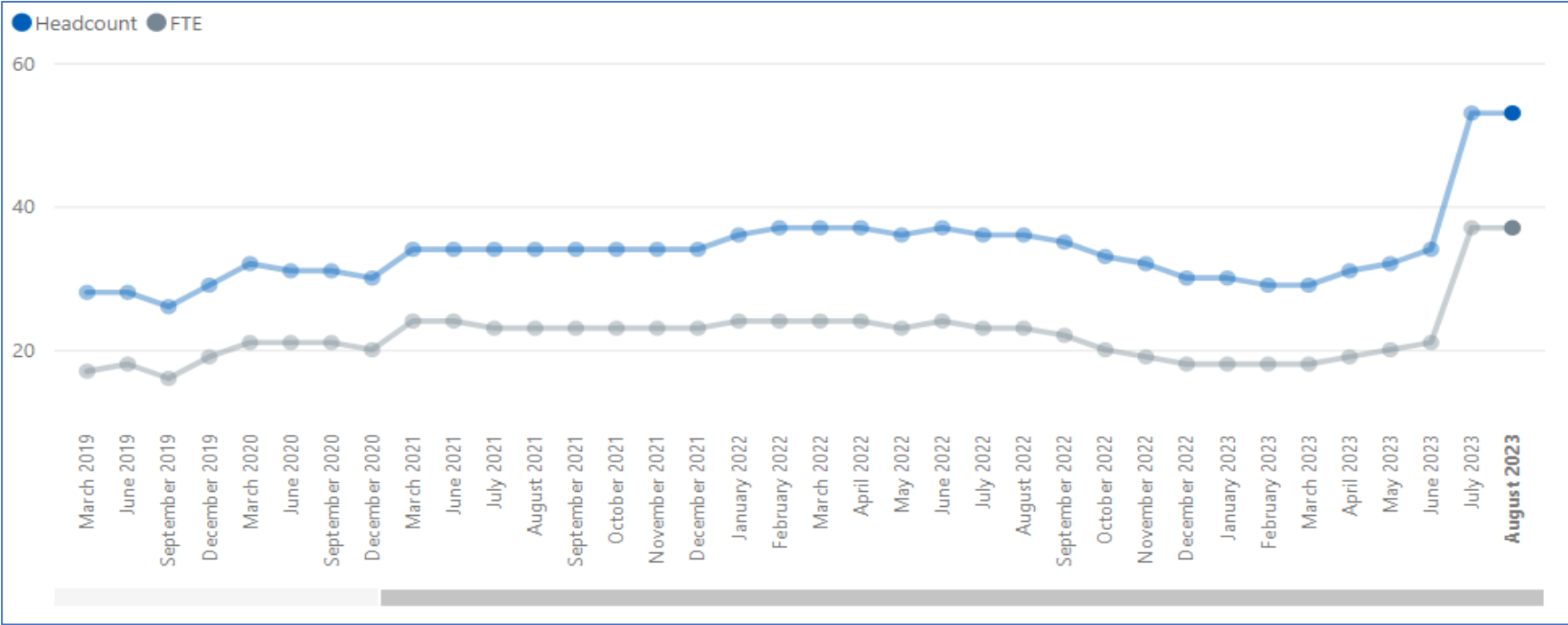
Head Count
138

FTE
105

Southend Nurses Trends – Headcount and FTE

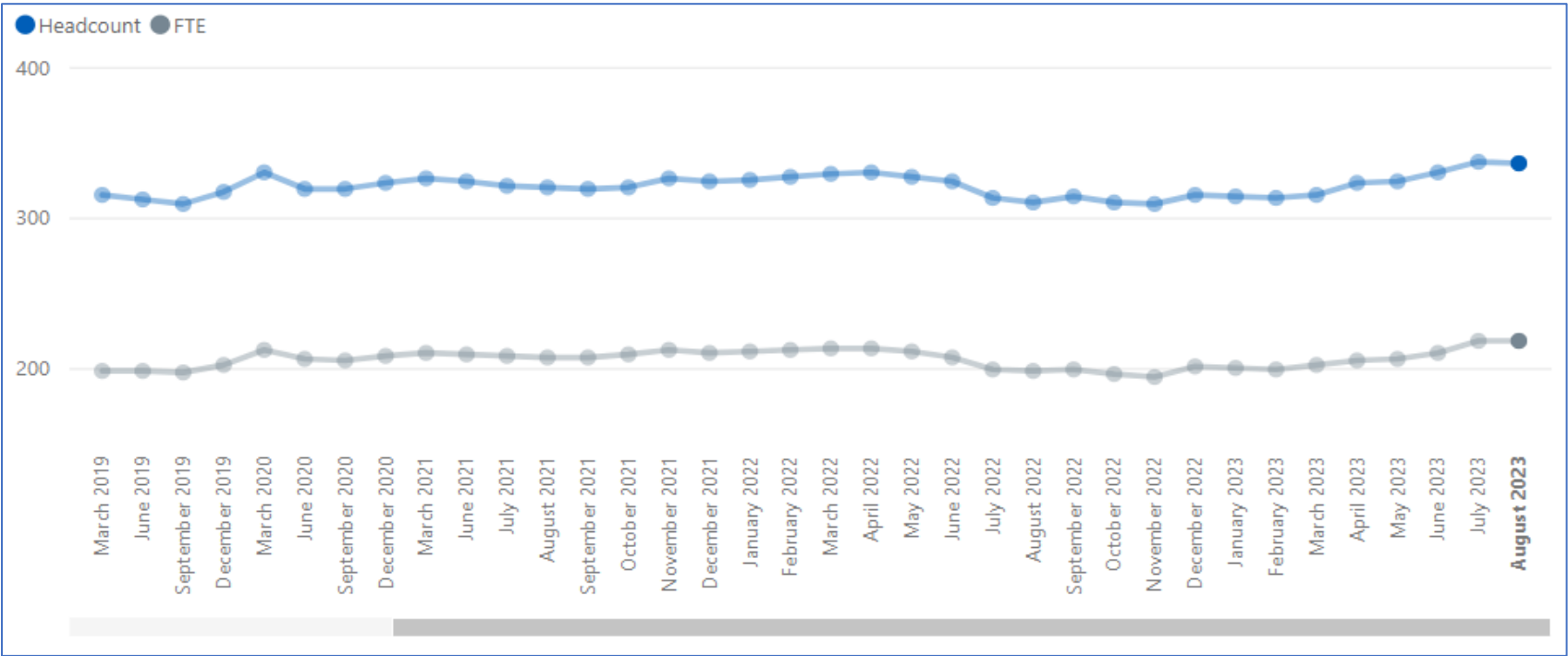


Southend Direct Patient Care Trends – Headcount and FTE



Head Count
53
FTE
37

Southend Administration/Non-Clinical Trends – Headcount and FTE



Head Count
336

FTE
218