

**Essex
GP Practices
Workforce Information**

July 2023

Index

3	Summary
4	Essex Overall
11	North East Essex
18	West Essex
25	Mid Essex
32	Basildon & Brentwood
39	Thurrock
46	Castle Point & Rochford
53	Southend

Summary

- The first part of this report presents data for GPs, Nurses, Direct Patient Care and Admin/Non-Clinical staff working in Primary Care in Essex
- It is a snapshot of the Essex Primary Care workforce for July 2023
- Full Time Equivalent (FTE) is a standardised measure, 1.0 FTE equates to full-time work of 37.5 hours per week
- Headcount is the number of people working in a role
- NHS Digital is the source of the information

Essex GP Practices Workforce Information

July 2023

Essex Workforce Roles in Primary Care – Headcount and FTE



Doctors

GP Partners: HC = 547 FTE = 513	GP Regular Locums: HC = 84 FTE = 40	GP Retainers: HC = 9 FTE = 4	GPs in Training Grades: HC = 216 FTE = 202	Salaried GPs: HC = 354 FTE = 225
---	---	--	---	--

Key
 HC = Head Count
 FTE = Full-Time Equivalent



Nurses

Advanced Nurse Practitioners: HC = 200 FTE = 155	Extended Role Practice Nurses: HC = 13 FTE = 9	Nurse Dispensers: HC = 2 FTE = 2	Nurse Specialists: HC = 9 FTE = 6	Nursing Partners: HC = 1 FTE = 1	Other Nurses: HC = 10 FTE = 7	Practice Nurses: HC = 498 FTE = 329	Trainee Nurses: HC = 5 FTE = 4
--	--	--	---	--	---	---	--



Direct Patient Care

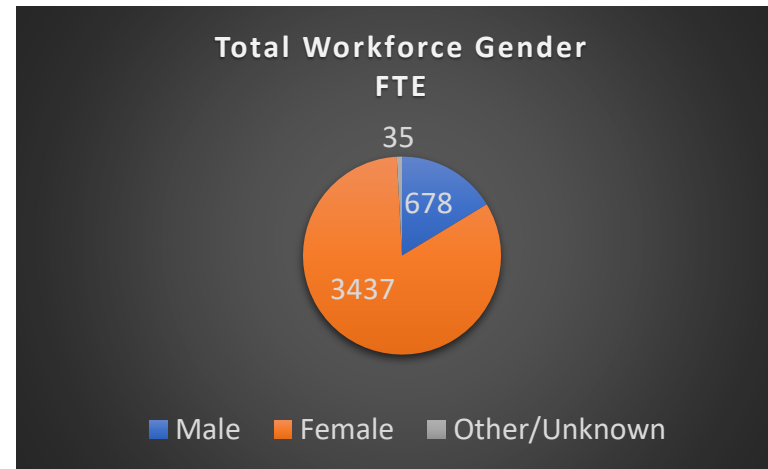
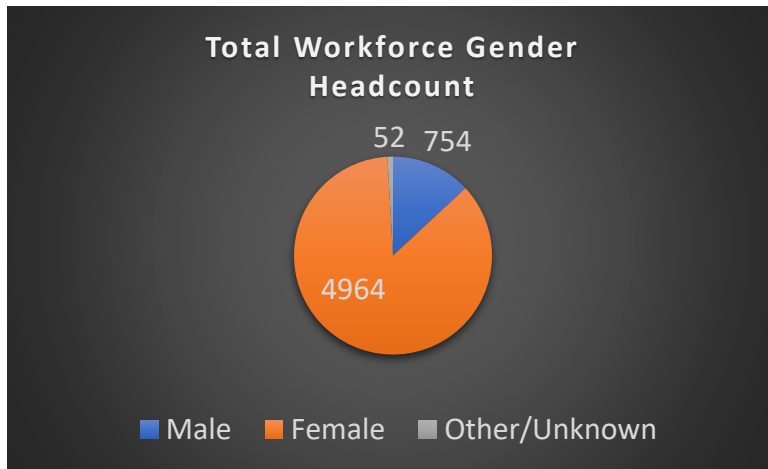
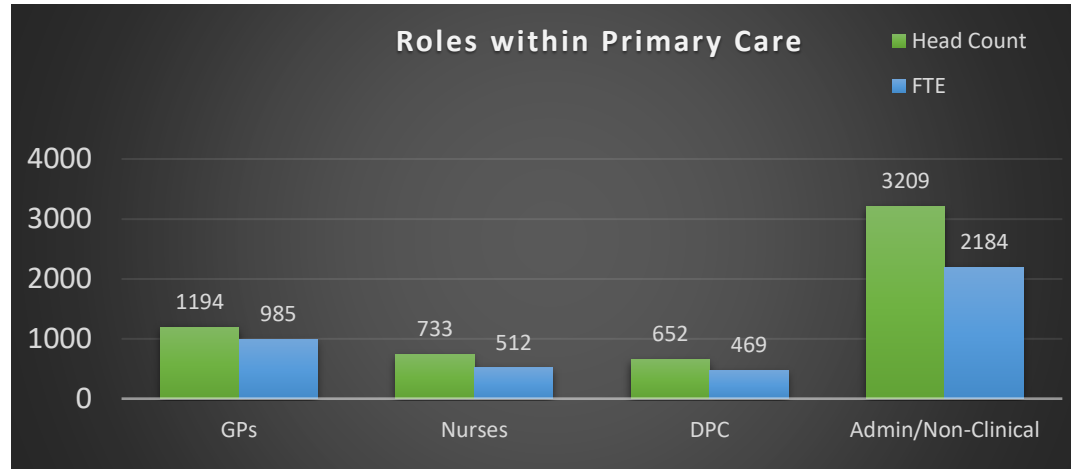
Advanced Paramedic Practitioners: HC = 10 FTE = 9	Advanced Pharmacist Practitioners: HC = 12 FTE = 9	Advanced Physiotherapist Practitioners: HC = 2 FTE = 1	Apprentices: HC = 2 FTE = 2	Dispensers: HC = 136 FTE = 98	General Practice Assistants: HC = 4 FTE = 2	Health Support Workers: HC = 6 FTE = 6
Health Care Assistants: HC = 290 FTE = 199	IAPT Staff: HC = 0 FTE = 0	Nursing Associates: HC = 8 FTE = 5	Other Direct Patient Care: HC = 16 FTE = 9	Paramedics: HC = 36 FTE = 32	Pharmacists: HC = 63 FTE = 46	Pharmacy Technicians: HC = 5 FTE = 3
Phlebotomists: HC = 29 FTE = 18	Physician Associates: HC = 25 FTE = 22	Physiotherapists: HC = 4 FTE = 4	Podiatrists: HC = 1 FTE = 1	Social Prescribing Link Workers: HC = 3 FTE = 2	Therapists: HC = 0 FTE = 0	Trainee Nursing Associates: HC = 1 FTE = 1



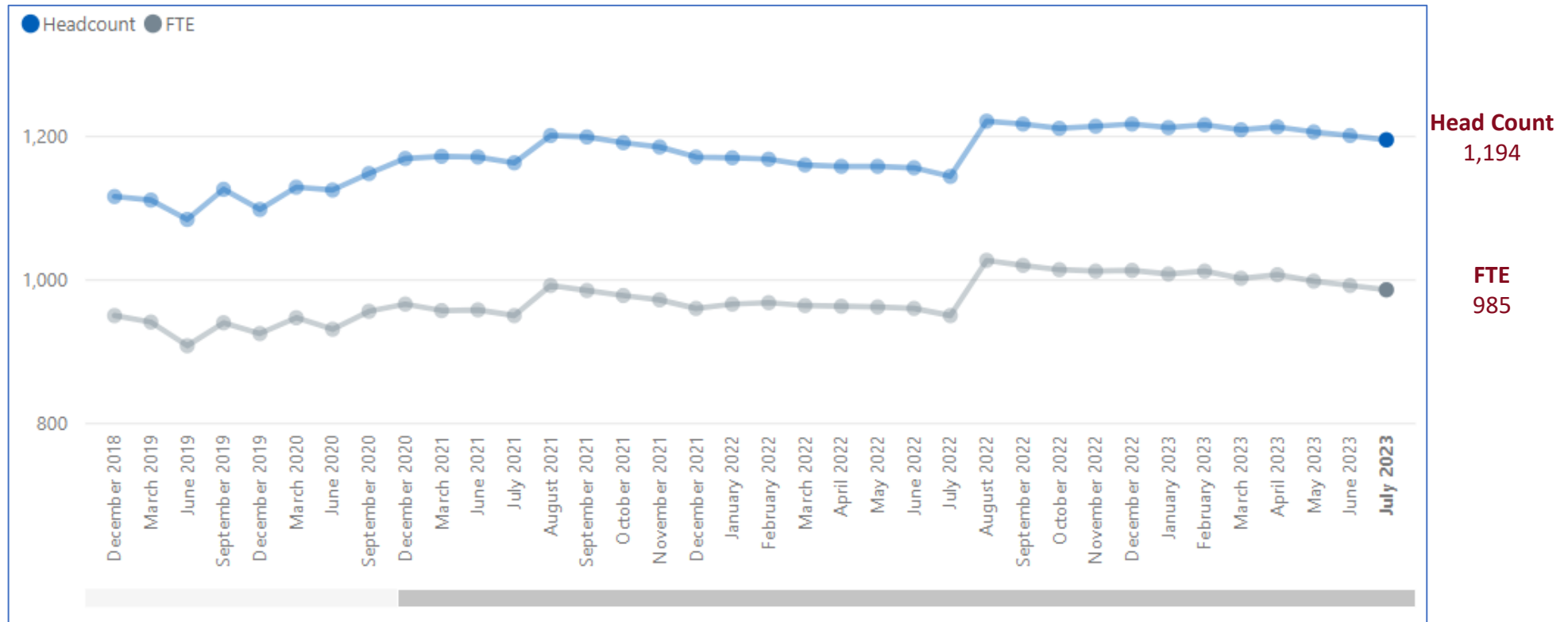
Administration

Apprentices: HC = 13 FTE = 12	Estates & Ancillary: HC = 23 FTE = 9	Management Partners: HC = 11 FTE = 11	Managers: HC = 315 FTE = 278	Medical Secretaries: HC = 314 FTE = 215	Other Admin/Non-clinical: HC = 714 FTE = 487	Receptionists: HC = 1824 FTE = 1165	Telephonists: HC = 11 FTE = 7
---	--	---	--	---	--	---	---

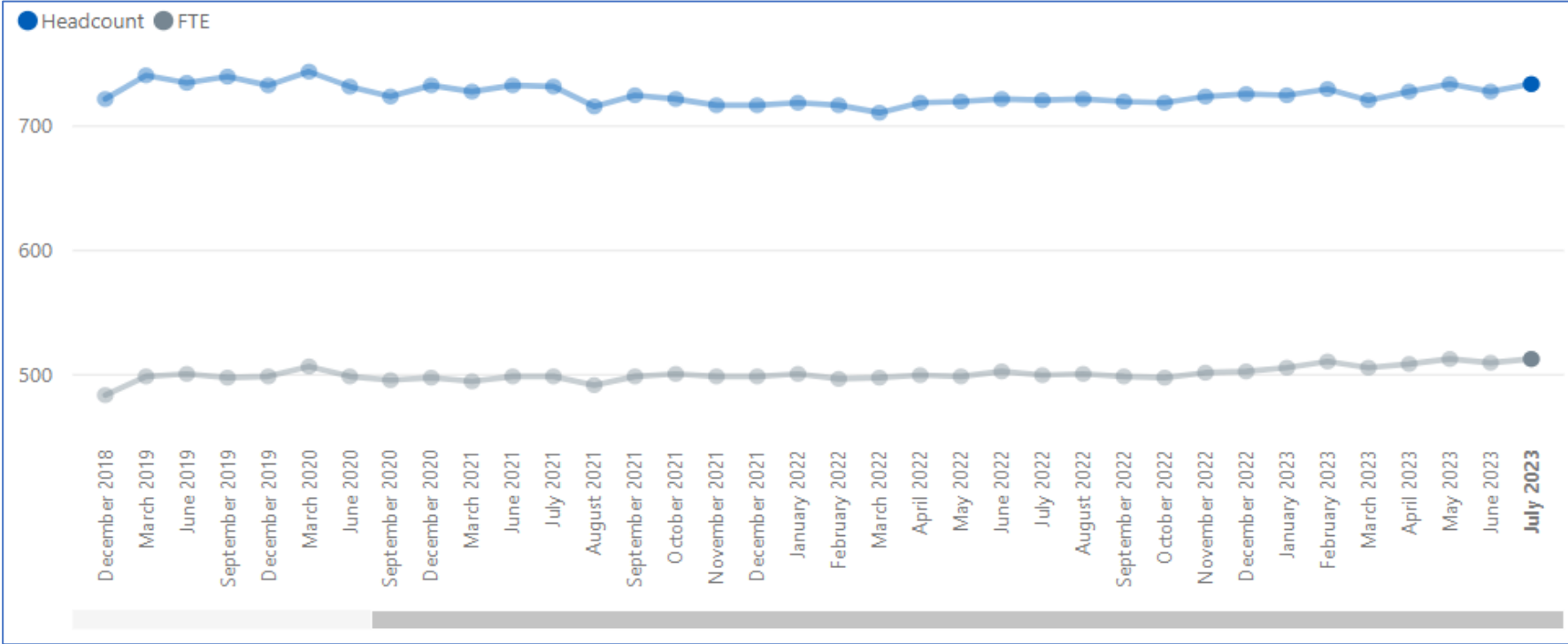
Essex Demographics – Headcount and FTE



Essex GP Trends – Headcount and FTE



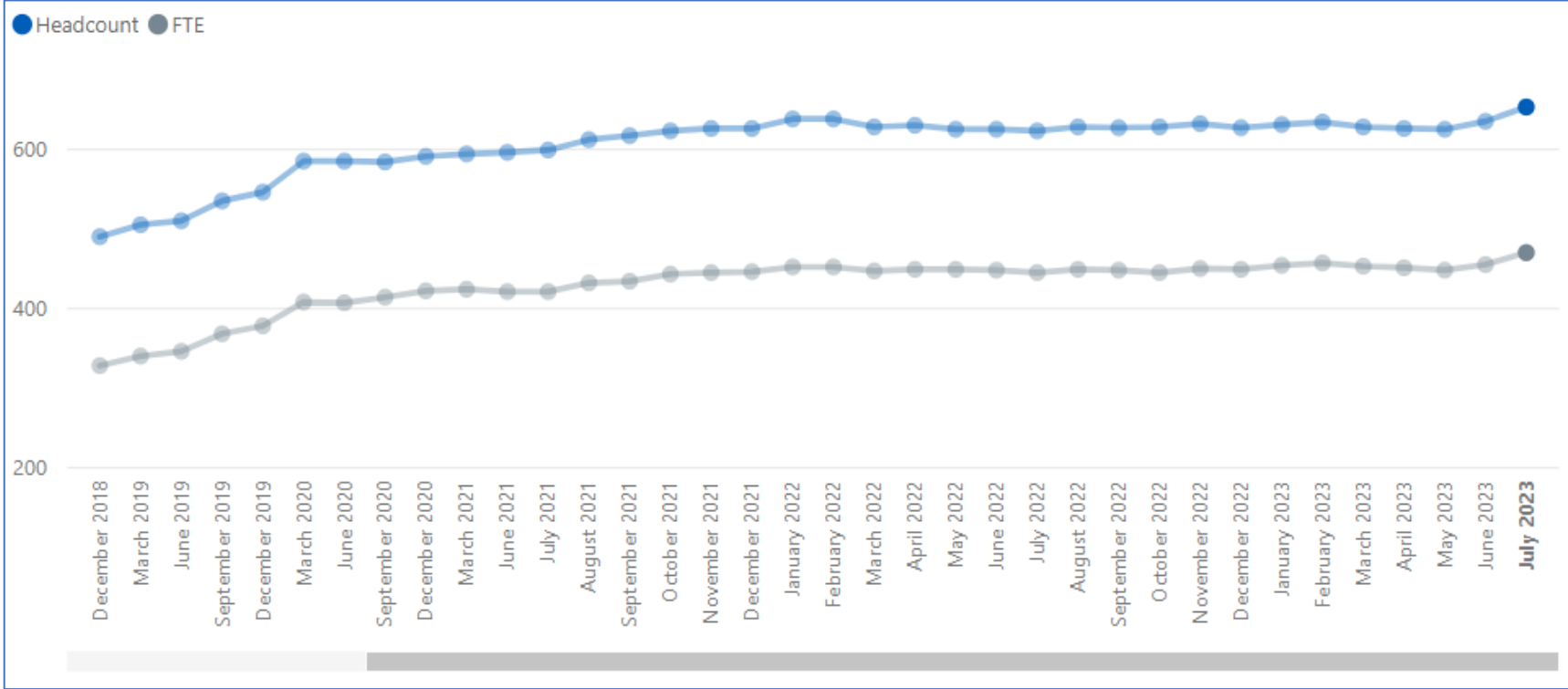
Nurses Trends – Headcount and FTE



Head Count
733

FTE
512

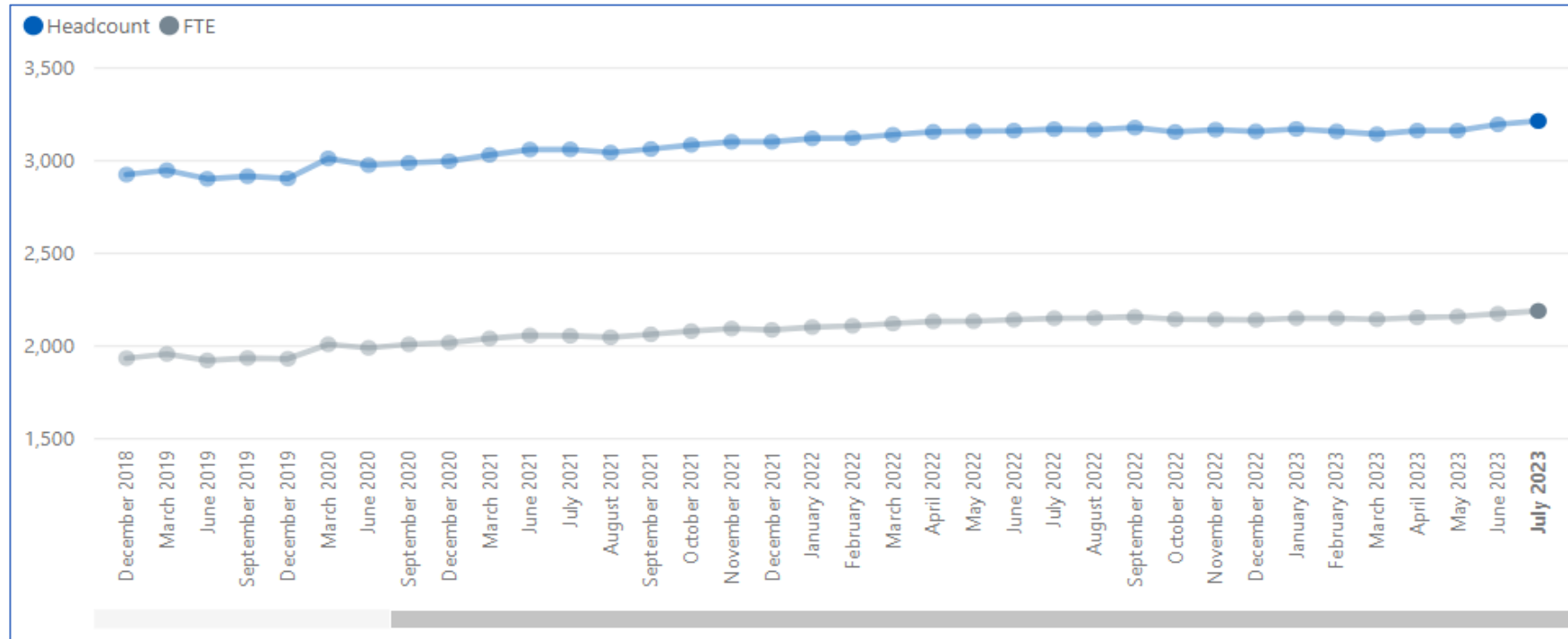
Direct Patient Care Trends – Headcount and FTE



Head Count
652

FTE
469

Administration/Non-Clinical Trends – Headcount and FTE



Head Count
3,209

FTE
2,184

North East Essex GP Practices Workforce Information

July 2023

North East Essex Workforce Roles in Primary Care – Headcount and FTE



GP Partners:
HC = 100
FTE = 93

GP Regular Locums:
HC = 3
FTE = 1

GP Retainers:
HC = 3
FTE = 1

GPs in Training
Grades:
HC = 29
FTE = 27

Salaried GPs:
HC = 68
FTE = 48

Key
HC = Head Count
FTE = Full-Time Equivalent



Advanced Nurse
Practitioners:
HC = 65
FTE = 51

Extended Role
Practice Nurses:
HC = 6
FTE = 3

Nurse
Dispensers:
HC = 0
FTE = 0

Nurse
Specialists:
HC = 6
FTE = 4

Nursing
Partners:
HC = 0
FTE = 0

Other
Nurses:
HC = 4
FTE = 3

Practice
Nurses:
HC = 101
FTE = 76

Trainee
Nurses:
HC = 2
FTE = 2



Advanced Paramedic
Practitioners:
HC = 3
FTE = 3

Advanced Pharmacist
Practitioners:
HC = 0
FTE = 0

Advanced Physiotherapist
Practitioners:
HC = 1
FTE = 0

Apprentices:
HC = 0
FTE = 0

Dispensers:
HC = 17
FTE = 12

General Practice
Assistants:
HC = 1
FTE = 0

Health Support
Workers:
HC = 2
FTE = 2

Health Care
Assistants:
HC = 76
FTE = 58

IAPT
Staff:
HC = 0
FTE = 0

Nursing
Associates:
HC = 4
FTE = 3

Other Direct
Patient Care:
HC = 4
FTE = 3

Paramedics:
HC = 15
FTE = 14

Pharmacists:
HC = 9
FTE = 7

Pharmacy
Technicians:
HC = 3
FTE = 2

Phlebotomists:
HC = 13
FTE = 9

Physician
Associates:
HC = 2
FTE = 2

Physiotherapists:
HC = 0
FTE = 0

Social Prescribing
Link Workers:
HC = 0
FTE = 0

Therapists:
HC = 0
FTE = 0



Apprentices:
HC = 6
FTE = 6

Estates
& Ancillary:
HC = 5
FTE = 2

Management
Partners:
HC = 1
FTE = 1

Managers:
HC = 70
FTE = 63

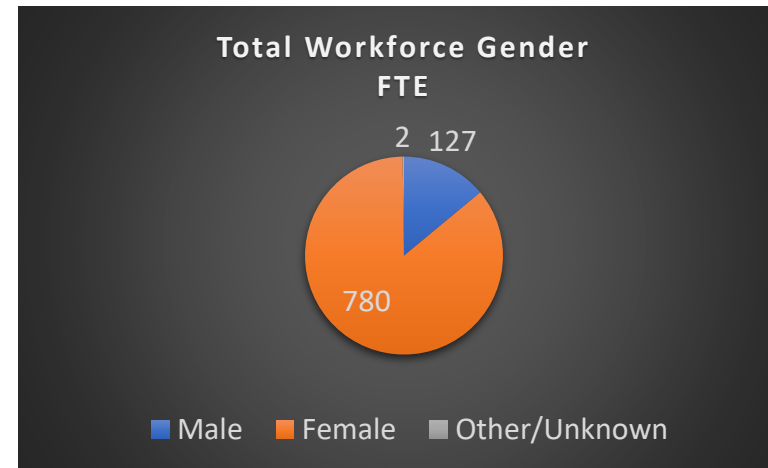
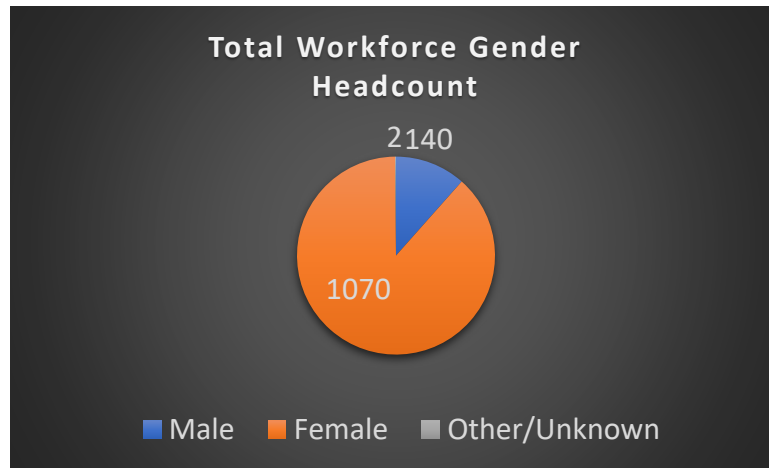
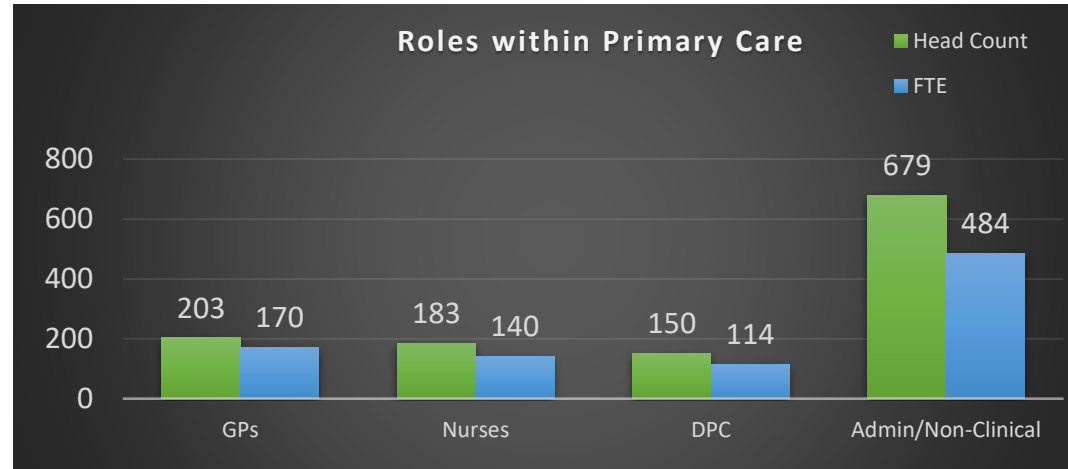
Medical
Secretaries:
HC = 65
FTE = 47

Other Admin/Non-
clinical:
HC = 191
FTE = 128

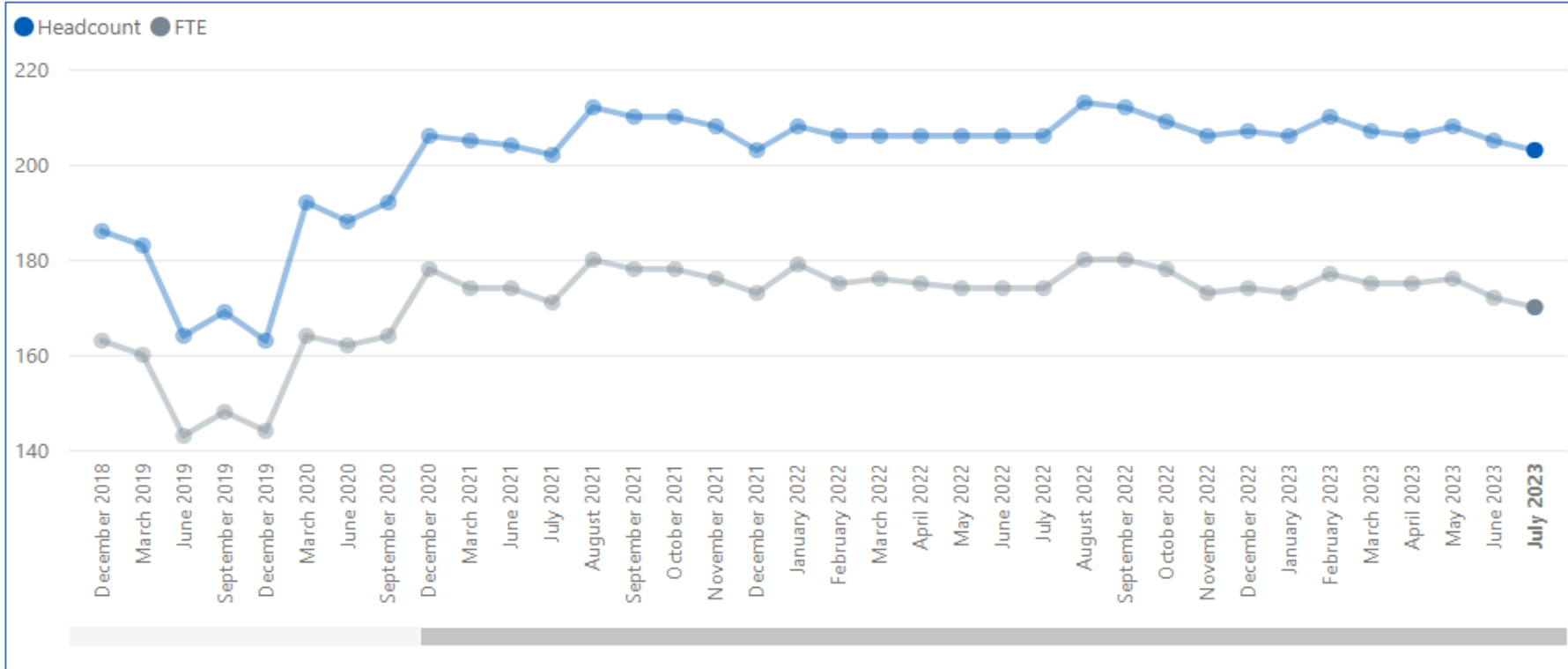
Receptionists:
HC = 340
FTE = 234

Telephonists:
HC = 6
FTE = 4

North East Essex Demographics – Headcount and FTE



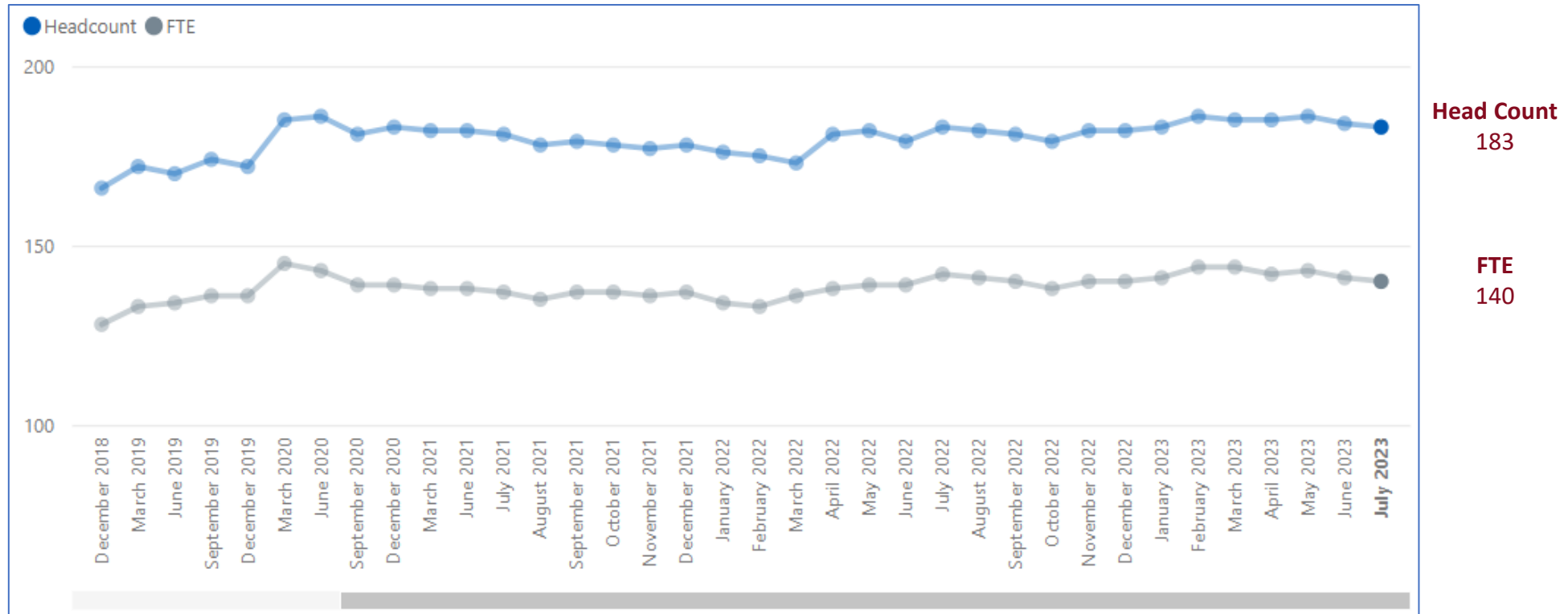
North East Essex GP Trends – Headcount and FTE



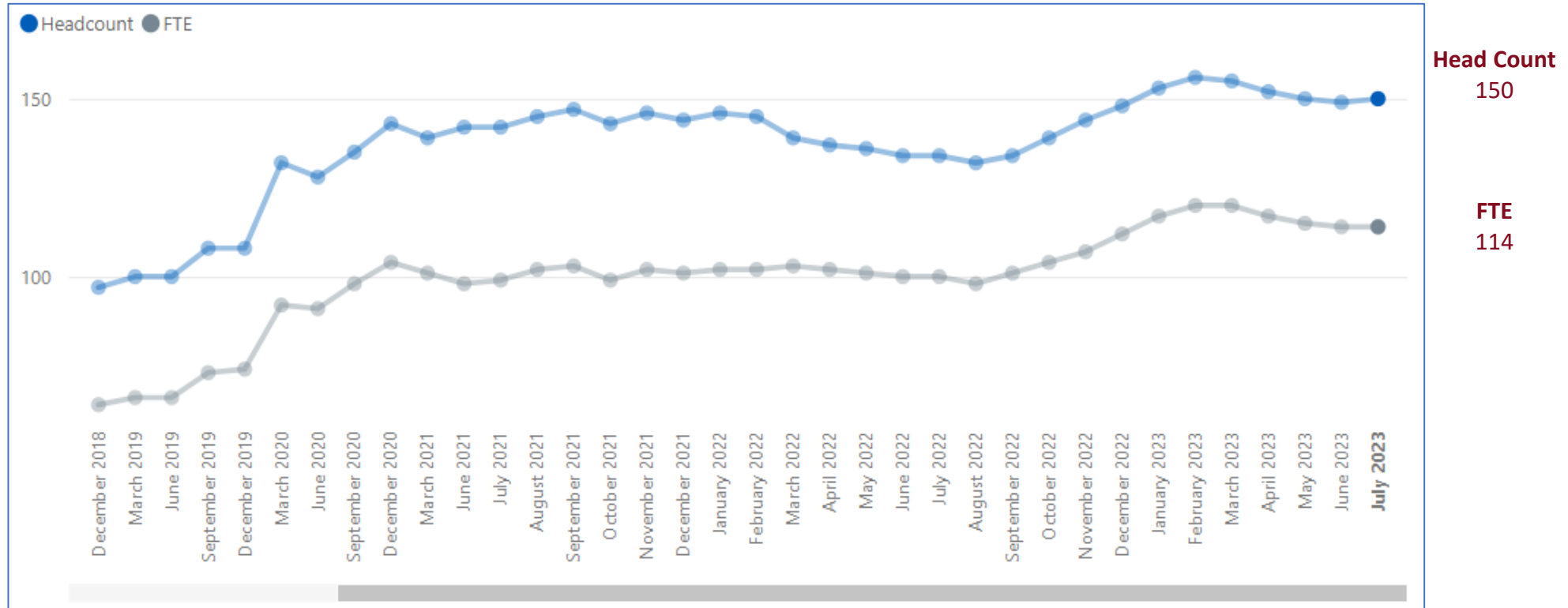
Head Count
203

FTE
170

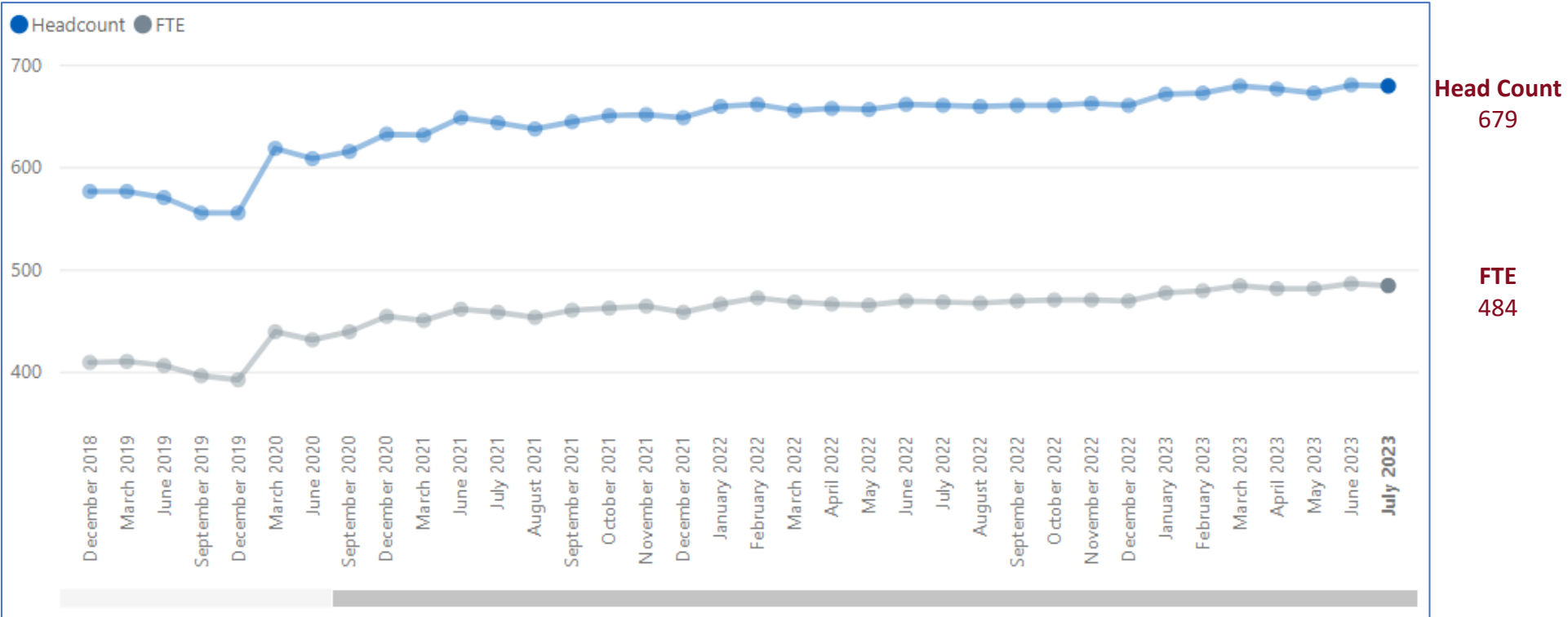
North East Essex Nurses Trends – Headcount and FTE



North East Essex Direct Patient Care Trends – Headcount and FTE



North East Essex Administration/Non-Clinical Trends – Headcount and FTE



West Essex GP Practices Workforce Information

July 2023

West Essex Workforce Roles in Primary Care – Headcount and FTE



Doctors

GP Partners: HC = 91 FTE = 79	GP Regular Locums: HC = 18 FTE = 9	GP Retainers: HC = 3 FTE = 1	GPs in Training Grades: HC = 61 FTE = 56	Salaried GPs: HC = 75 FTE = 43
---	--	--	---	--

Key
HC = Head Count
FTE = Full-Time Equivalent



Nurses

Advanced Nurse Practitioners: HC = 26 FTE = 19	Extended Role Practice Nurses: HC = 0 FTE = 0	Nurse Dispensers: HC = 0 FTE = 0	Nurse Specialists: HC = 1 FTE = 0	Nursing Partners: HC = 1 FTE = 1	Other Nurses: HC = 0 FTE = 0	Practice Nurses: HC = 71 FTE = 50	Trainee Nurses: HC = 0 FTE = 0
--	---	--	---	--	--	---	--



Direct Patient Care

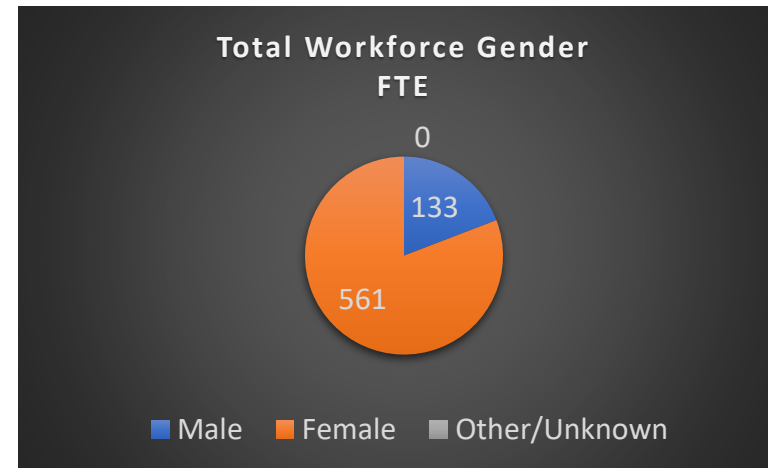
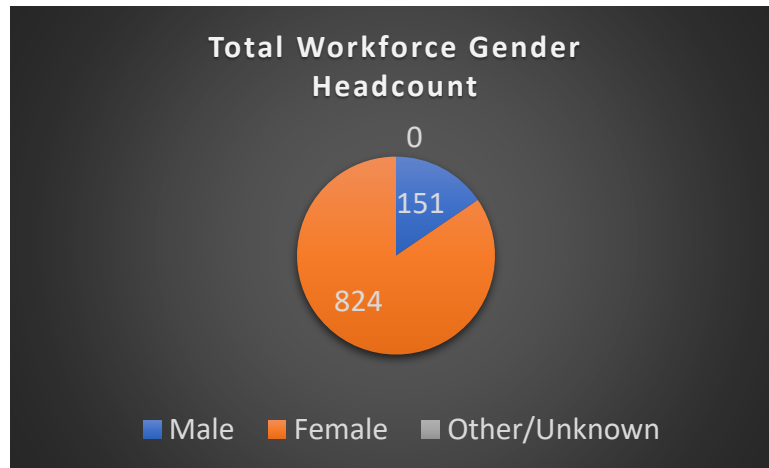
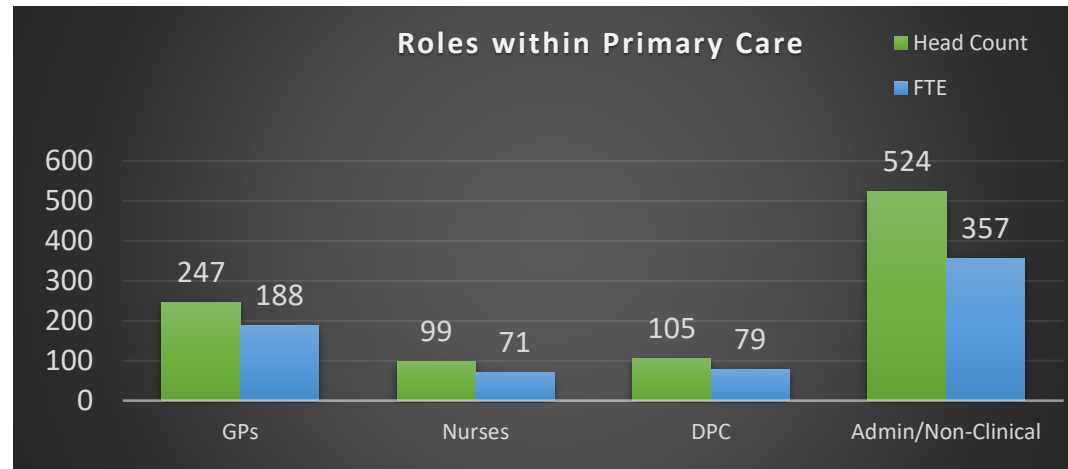
Advanced Paramedic Practitioners: HC = 1 FTE = 1	Advanced Pharmacist Practitioners: HC = 1 FTE = 1	Advanced Physiotherapist Practitioners: HC = 0 FTE = 0	Apprentices: HC = 0 FTE = 0	Dispensers: HC = 29 FTE = 22	General Practice Assistants: HC = 1 FTE = 1	Health Support Workers: HC = 2 FTE = 2
Health Care Assistants: HC = 56 FTE = 40	Nursing Associates: HC = 0 FTE = 0	Other Direct Patient Care: HC = 1 FTE = 1	Paramedics: HC = 4 FTE = 4	Pharmacists: HC = 7 FTE = 4	Pharmacy Technicians: HC = 0 FTE = 0	Phlebotomists: HC = 1 FTE = 1
Physician Associates: HC = 0 FTE = 0	Physiotherapists: HC = 0 FTE = 0	Social Prescribing Link Workers: HC = 2 FTE = 2	Therapists: HC = 0 FTE = 0			



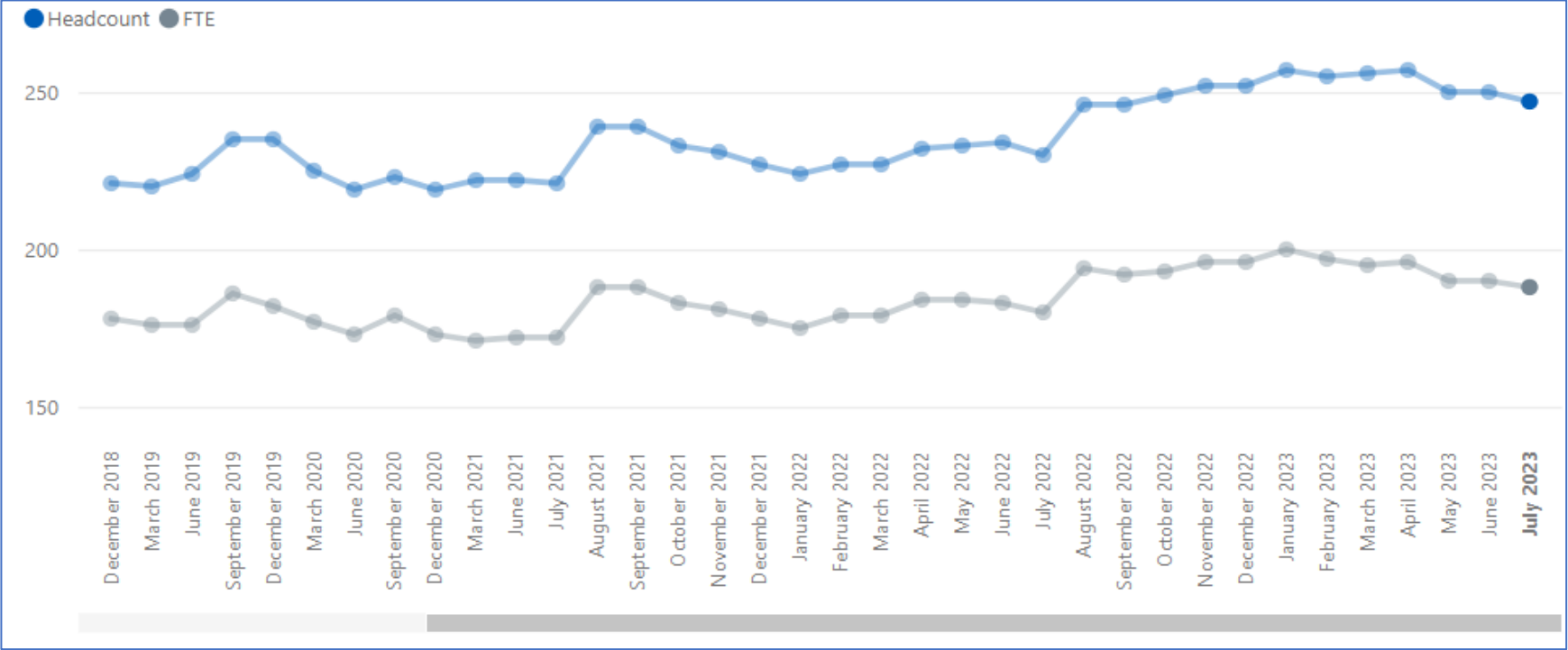
Administration

Apprentices: HC = 0 FTE = 0	Estates & Ancillary: HC = 2 FTE = 1	Management Partners: HC = 1 FTE = 1	Managers: HC = 50 FTE = 43	Medical Secretaries: HC = 53 FTE = 35	Other Admin/Non-clinical: HC = 125 FTE = 90	Receptionists: HC = 293 FTE = 187	Telephonists: HC = 1 FTE = 1
---	---	---	--	---	---	---	--

West Essex Demographics – Headcount and FTE



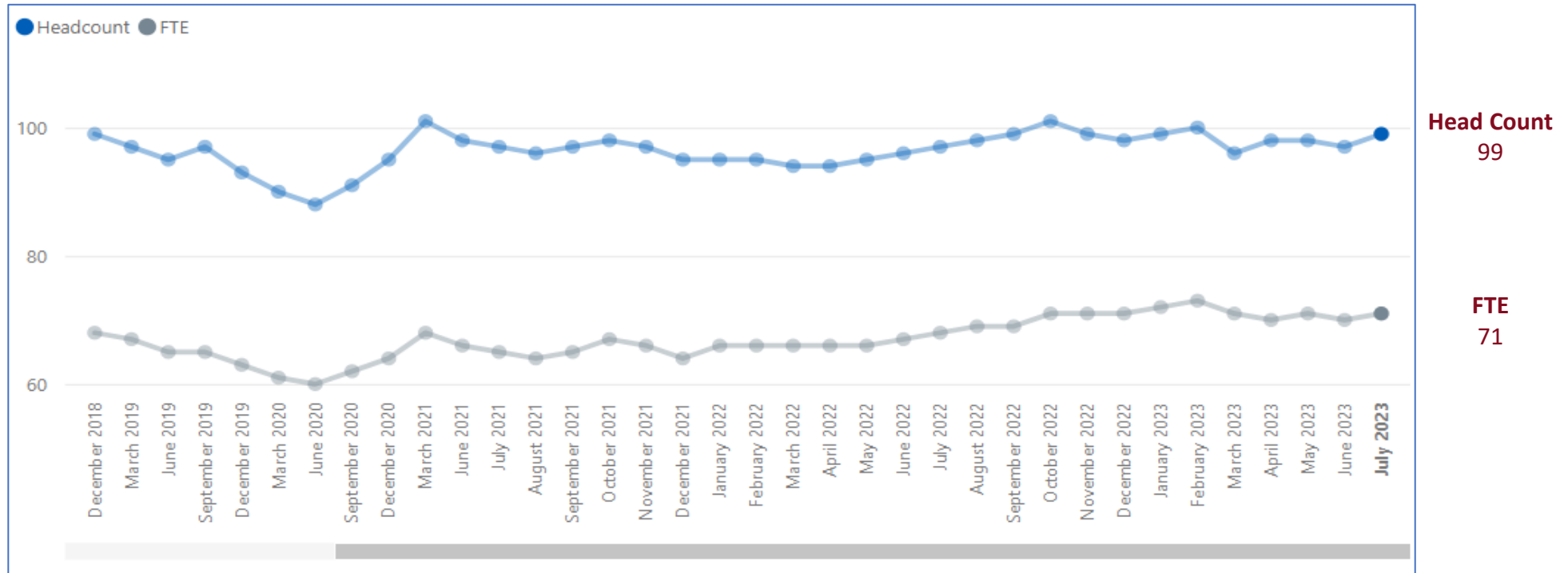
West Essex GP Trends – Headcount and FTE



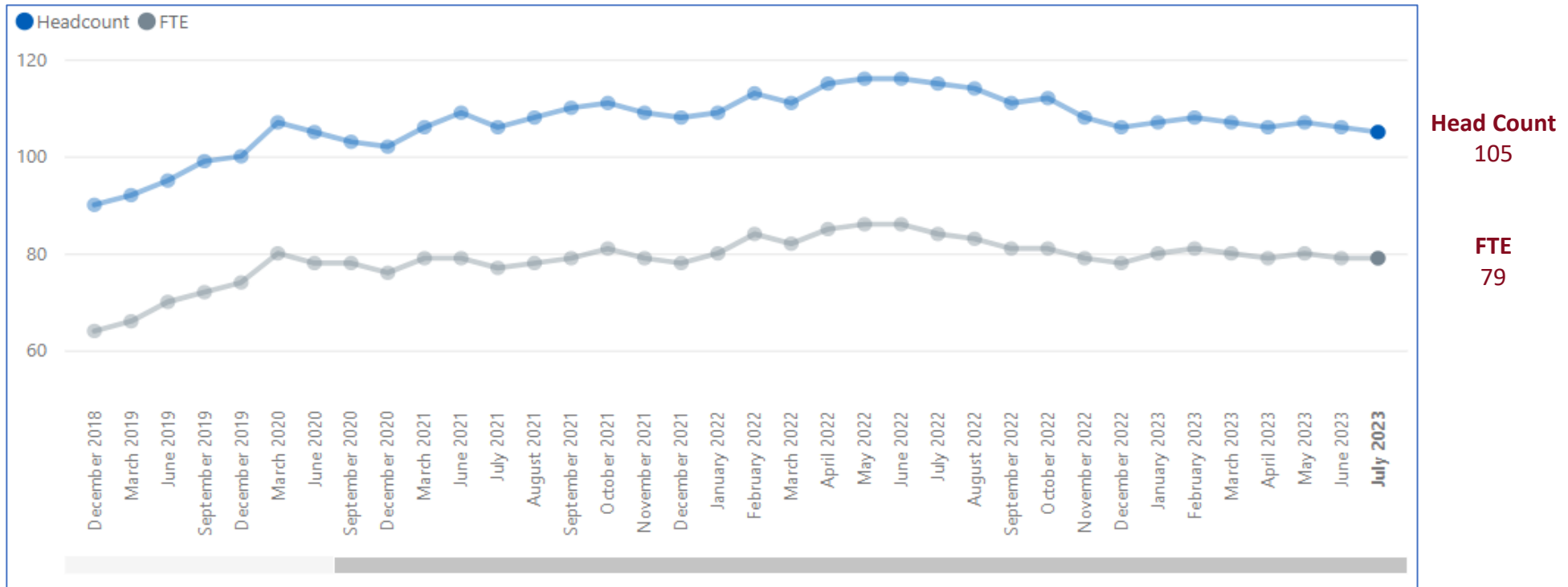
Head Count
247

FTE
188

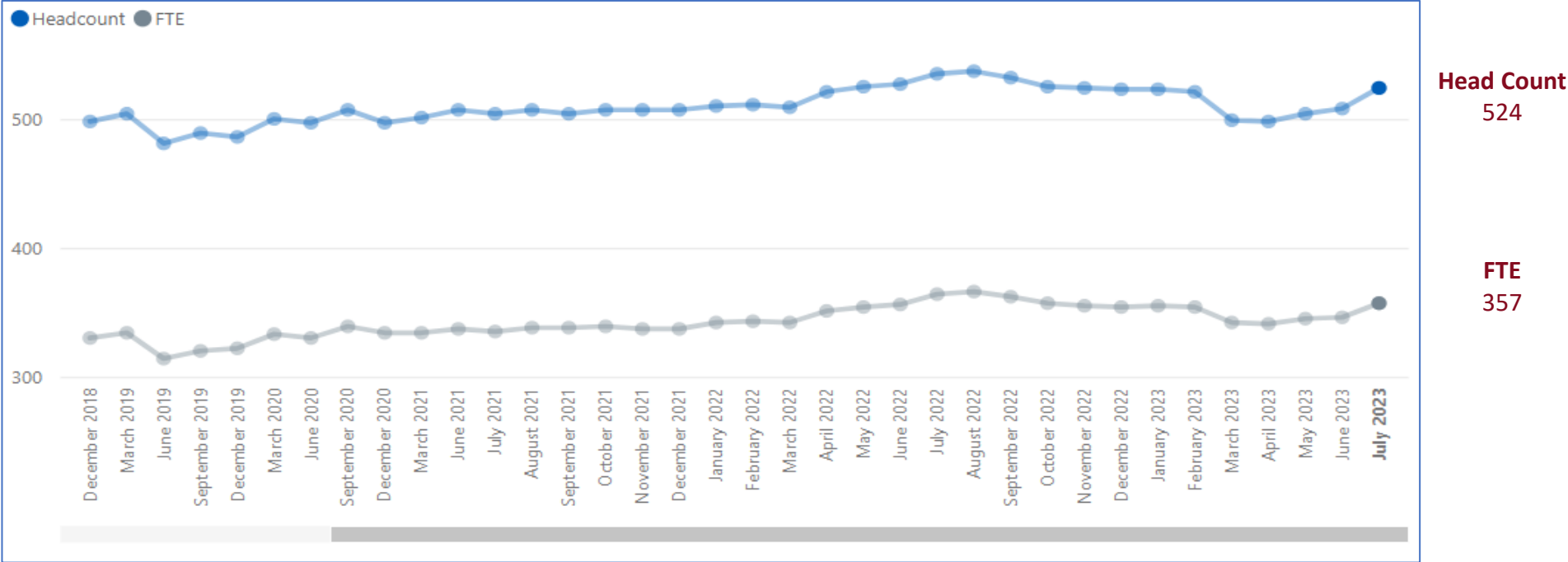
West Essex Nurses Trends – Headcount and FTE



West Essex Direct Patient Care Trends – Headcount and FTE



West Essex Administration/Non-Clinical Trends – Headcount and FTE



Mid Essex GP Practices Workforce Information

July 2023

Mid Essex Workforce Roles in Primary Care – Headcount and FTE



GP Partners:
HC = 114
FTE = 113

GP Regular Locums:
HC = 6
FTE = 4

GP Retainers:
HC = 1
FTE = 0

GPs in Training
 Grades:
HC = 51
FTE = 49

Salaried
 GPs:
HC = 88
FTE = 53

Key
 HC = Head Count
 FTE = Full-Time Equivalent



Advanced Nurse
 Practitioners:
HC = 43
FTE = 33

Extended Role
 Practice Nurses:
HC = 2
FTE = 2

Nurse
 Dispensers:
HC = 1
FTE = 1

Nurse
 Specialists:
HC = 0
FTE = 0

Nursing
 Partners:
HC = 0
FTE = 0

Other
 Nurses:
HC = 2
FTE = 1

Practice
 Nurses:
HC = 119
FTE = 75

Trainee
 Nurses:
HC = 0
FTE = 0



Advanced Paramedic
 Practitioners:
HC = 4
FTE = 4

Advanced Pharmacist
 Practitioners:
HC = 6
FTE = 5

Advanced Physiotherapist
 Practitioners:
HC = 1
FTE = 1

Apprentices:
HC = 0
FTE = 0

Dispensers:
HC = 77
FTE = 55

Health Support
 Workers:
HC = 0
FTE = 0

Health Care
 Assistants:
HC = 58
FTE = 38

Nursing
 Associates:
HC = 0
FTE = 0

Other Direct
 Patient Care:
HC = 4
FTE = 1

Paramedics:
HC = 12
FTE = 10

Pharmacists:
HC = 15
FTE = 10

Pharmacy
 Technicians:
HC = 2
FTE = 1

Phlebotomists:
HC = 2
FTE = 1

Physician
 Associates:
HC = 2
FTE = 2

Physiotherapists:
HC = 1
FTE = 1

Social Prescribing
 Link Workers:
HC = 1
FTE = 0

Therapists:
HC = 0
FTE = 0

Trainee Nursing
 Associates:
HC = 1
FTE = 1



Apprentices:
HC = 2
FTE = 2

Estates
 & Ancillary:
HC = 7
FTE = 2

Management
 Partners:
HC = 2
FTE = 2

Managers:
HC = 61
FTE = 55

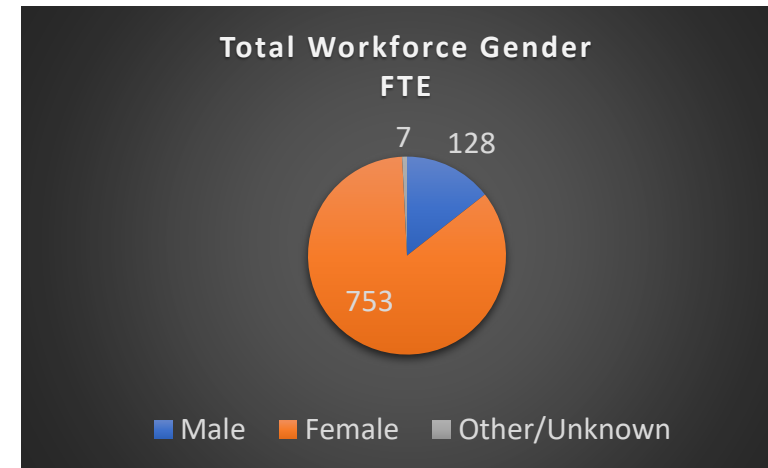
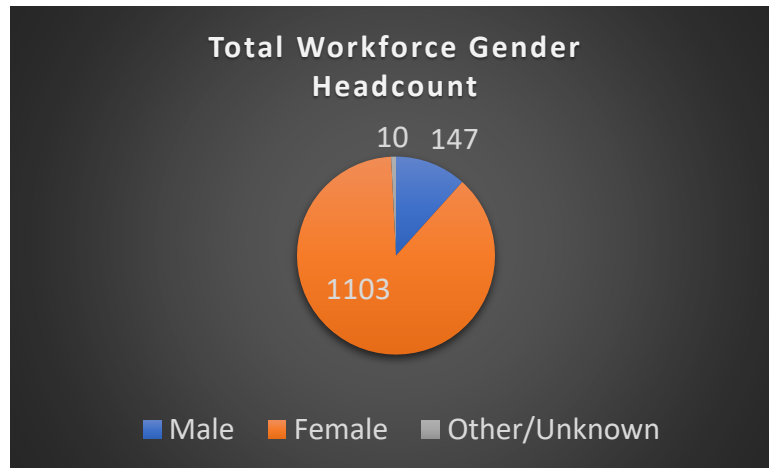
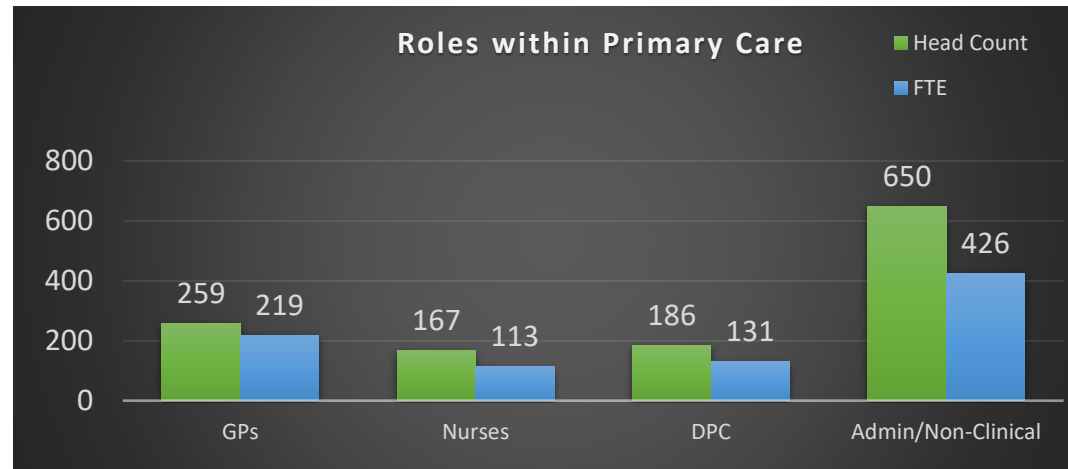
Medical
 Secretaries:
HC = 79
FTE = 51

Other Admin/Non-
 clinical:
HC = 181
FTE = 120

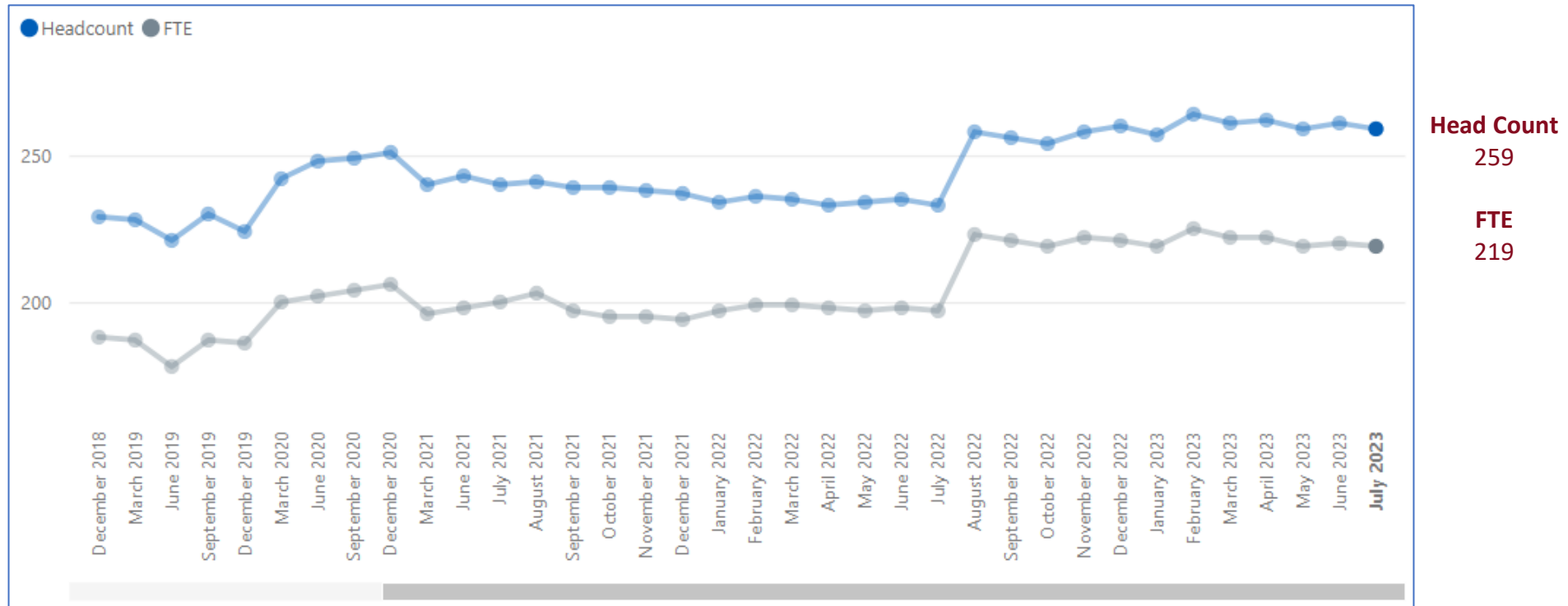
Receptionists:
HC = 320
FTE = 195

Telephonists:
HC = 1
FTE = 1

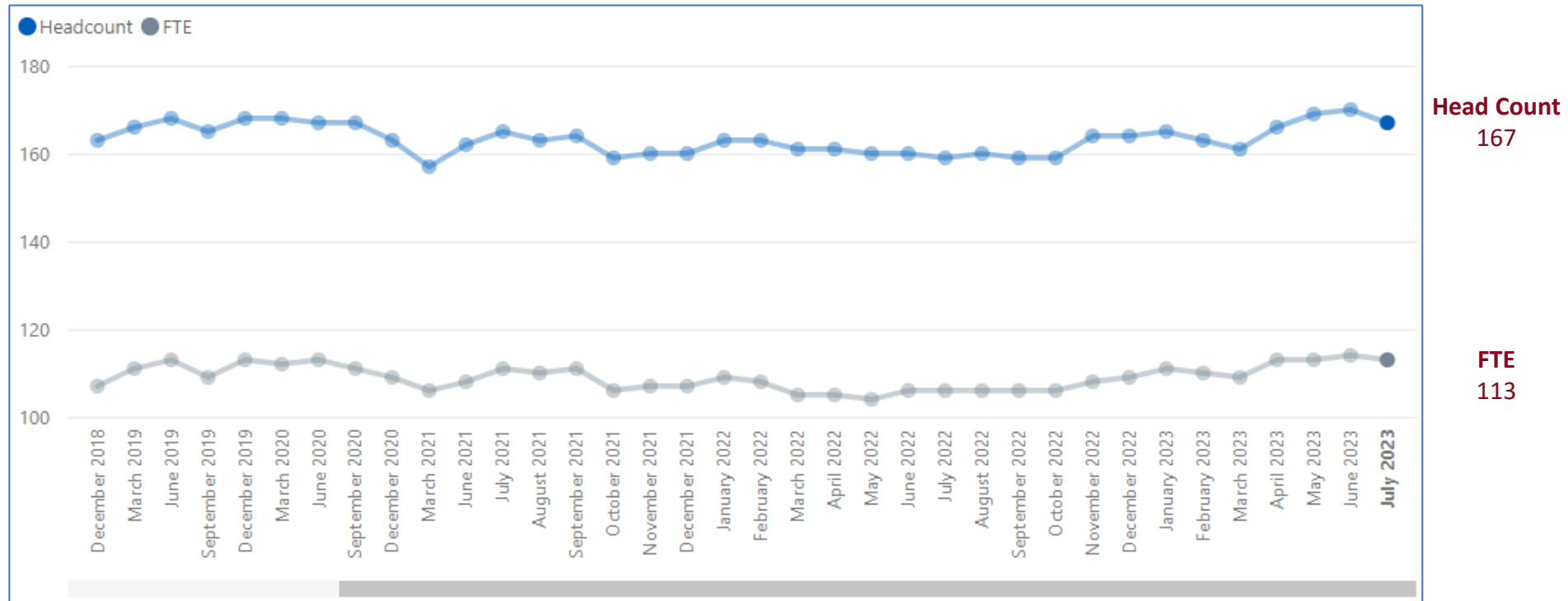
Mid Essex Demographics – Headcount and FTE



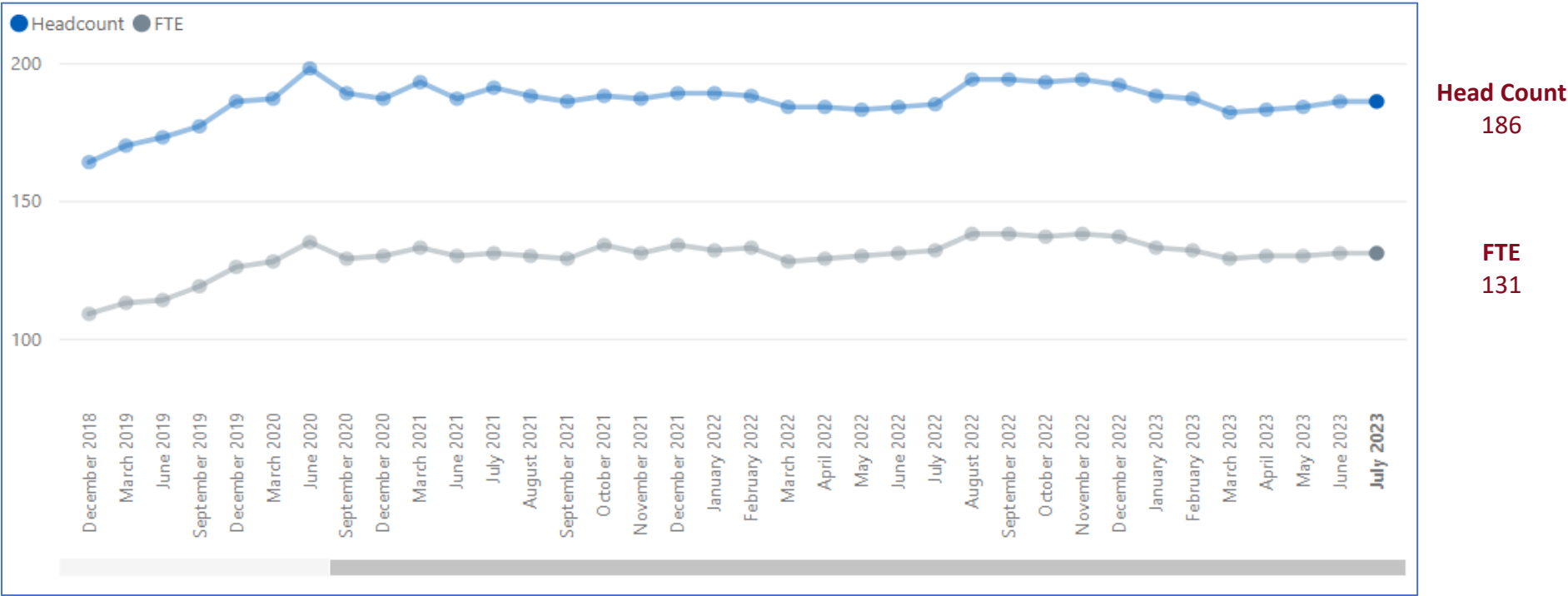
Mid Essex GP Trends – Headcount and FTE



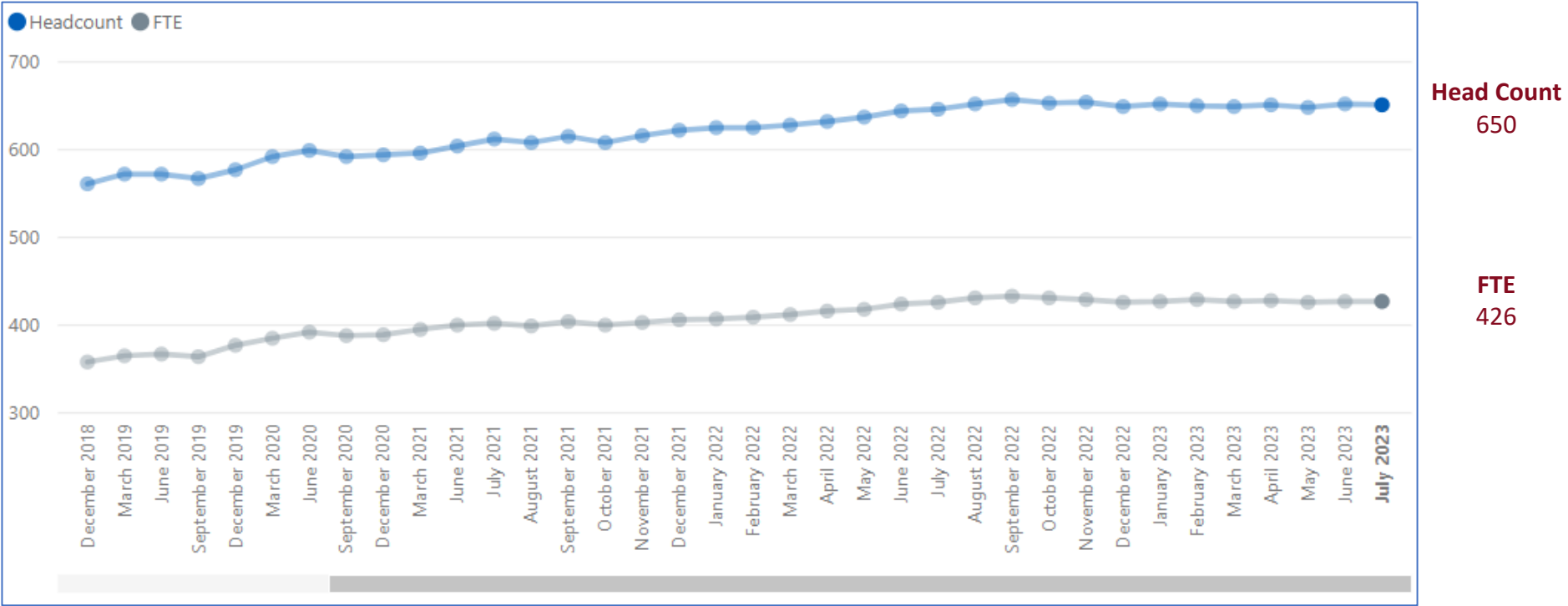
Mid Essex Nurses Trends – Headcount and FTE



Mid Essex Direct Patient Care Trends – Headcount and FTE



Mid Essex Administration/Non-Clinical Trends – Headcount and FTE



**Basildon & Brentwood
GP Practices
Workforce Information**

July 2023

Basildon & Brentwood Workforce Roles in Primary Care – Headcount and FTE



Doctors

GP Partners: HC = 96 FTE = 83	GP Regular Locums: HC = 10 FTE = 4	GP Retainers: HC = 1 FTE = 1	GPs in Training Grades: HC = 18 FTE = 17	Salaried GPs: HC = 37 FTE = 21
---	--	--	---	---

Key
 HC = Head Count
 FTE = Full-Time Equivalent



Nurses

Advanced Nurse Practitioners: HC = 19 FTE = 15	Extended Role Practice Nurses: HC = 0 FTE = 0	Nurse Dispensers: HC = 0 FTE = 0	Nurse Specialists: HC = 0 FTE = 0	Nursing Partners: HC = 0 FTE = 0	Other Nurses: HC = 2 FTE = 1	Practice Nurses: HC = 74 FTE = 45	Trainee Nurses: HC = 1 FTE = 0
---	--	---	--	---	---	--	---



Direct Patient Care

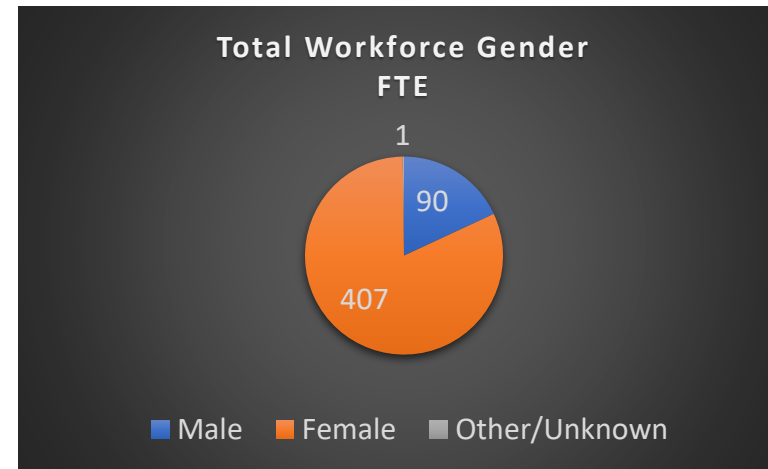
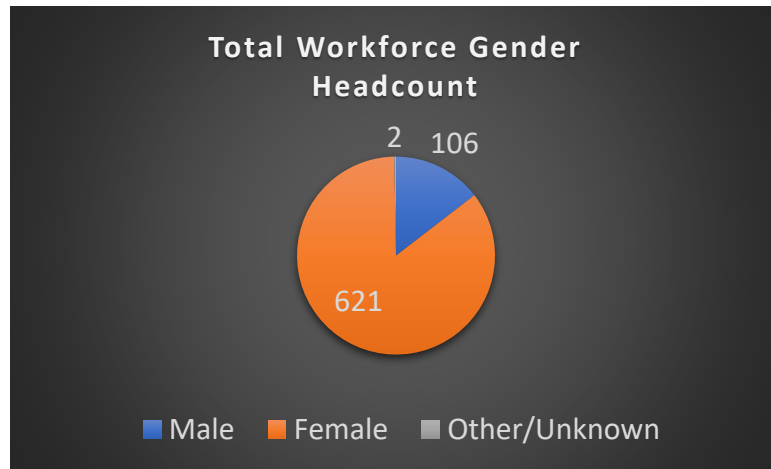
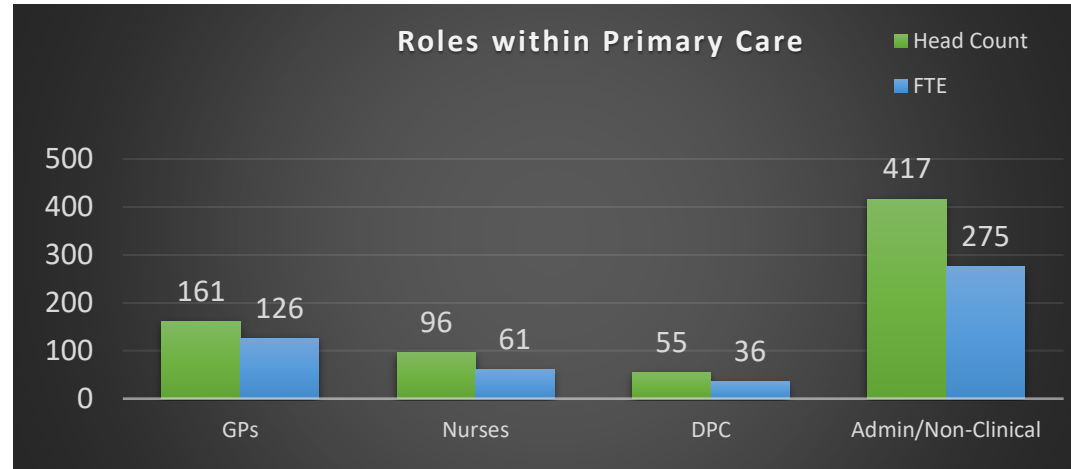
Advanced Paramedic Practitioners: HC = 0 FTE = 0	Advanced Pharmacist Practitioners: HC = 1 FTE = 1	Advanced Physiotherapist Practitioners: HC = 0 FTE = 0	Apprentices: HC = 0 FTE = 0	Dispensers: HC = 4 FTE = 3	General Practice Assistants: HC = 1 FTE = 1	Health Support Workers: HC = 0 FTE = 0
Health Care Assistants: HC = 31 FTE = 19	Nursing Associates: HC = 0 FTE = 0	Other Direct Patient Care: HC = 3 FTE = 2	Paramedics: HC = 1 FTE = 1	Pharmacists: HC = 11 FTE = 7	Pharmacy Technicians: HC = 0 FTE = 0	Phlebotomists: HC = 1 FTE = 0
Physician Associates: HC = 2 FTE = 2	Physiotherapists: HC = 0 FTE = 0	Social Prescribing Link Workers: HC = 0 FTE = 0	Therapists: HC = 0 FTE = 0			



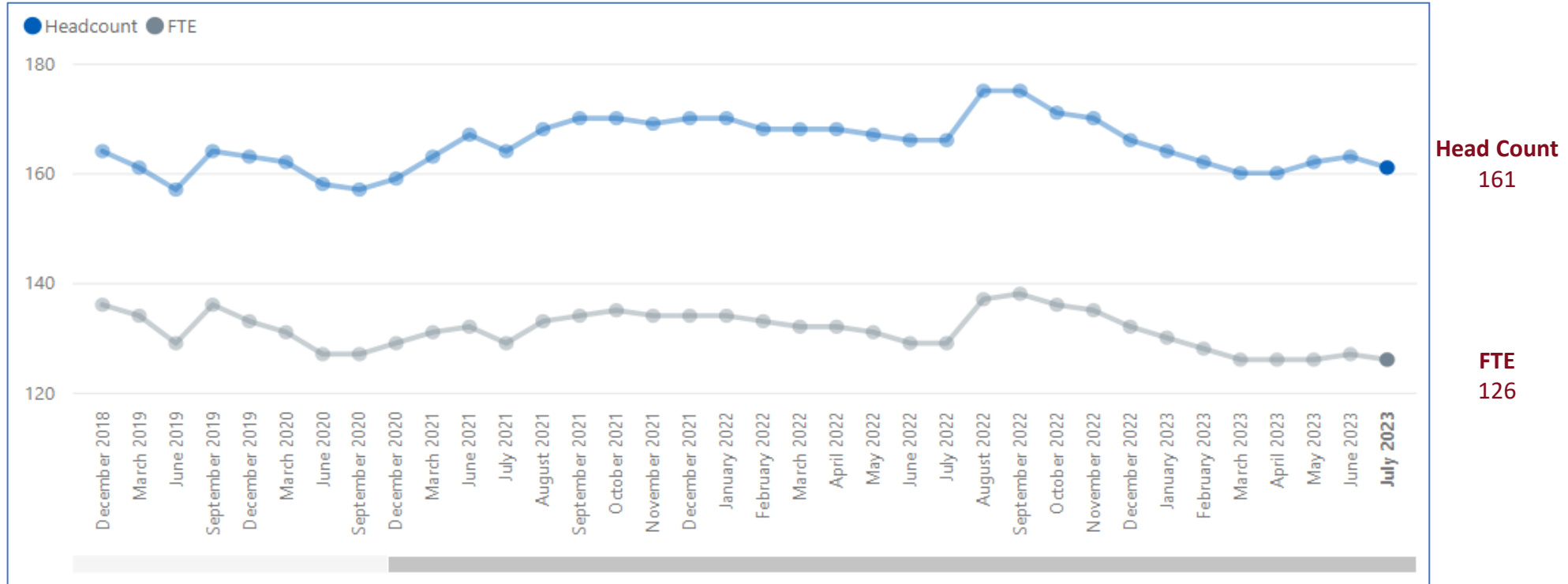
Administration

Apprentices: HC = 2 FTE = 2	Estates & Ancillary: HC = 3 FTE = 2	Management Partners: HC = 0 FTE = 0	Managers: HC = 42 FTE = 37	Medical Secretaries: HC = 41 FTE = 29	Other Admin/Non- clinical: HC = 66 FTE = 39	Receptionists: HC = 262 FTE = 167	Telephonists: HC = 1 FTE = 0
---	--	--	--	--	--	---	--

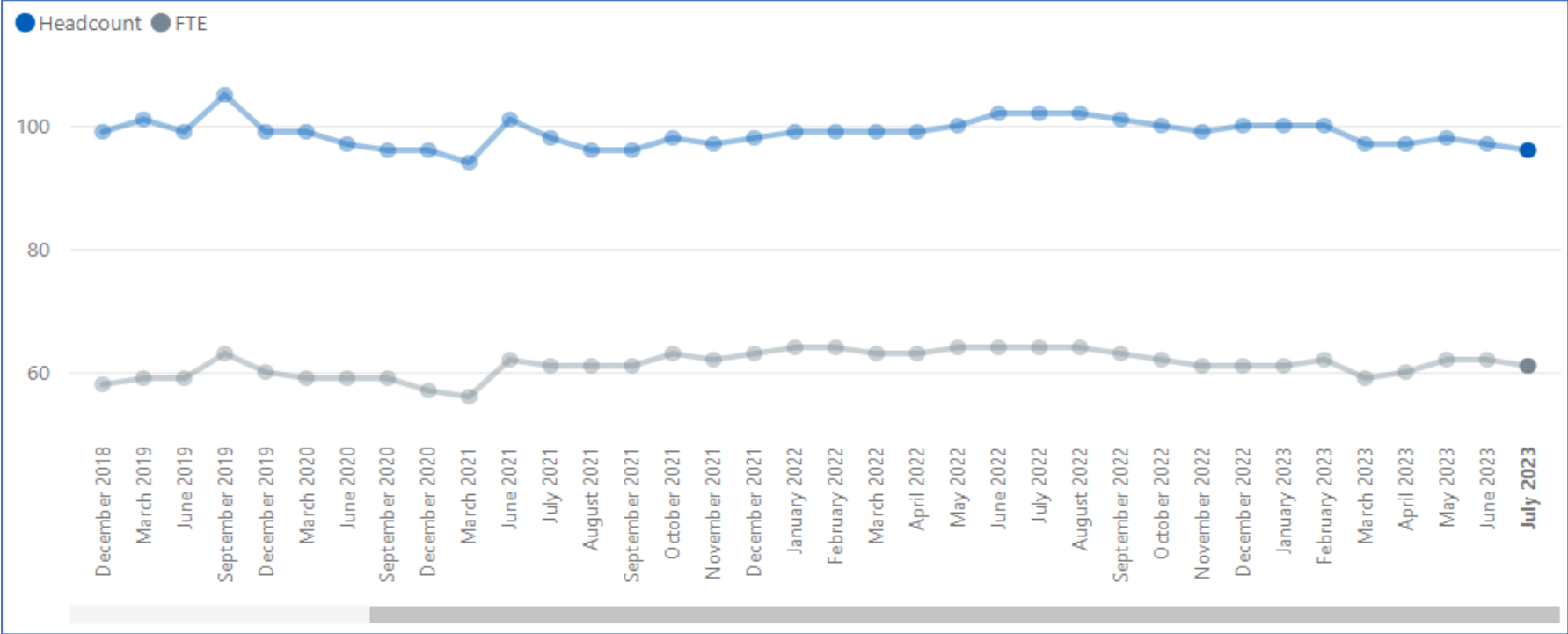
Basildon & Brentwood Demographics – Headcount and FTE



Basildon & Brentwood GP Trends – Headcount and FTE



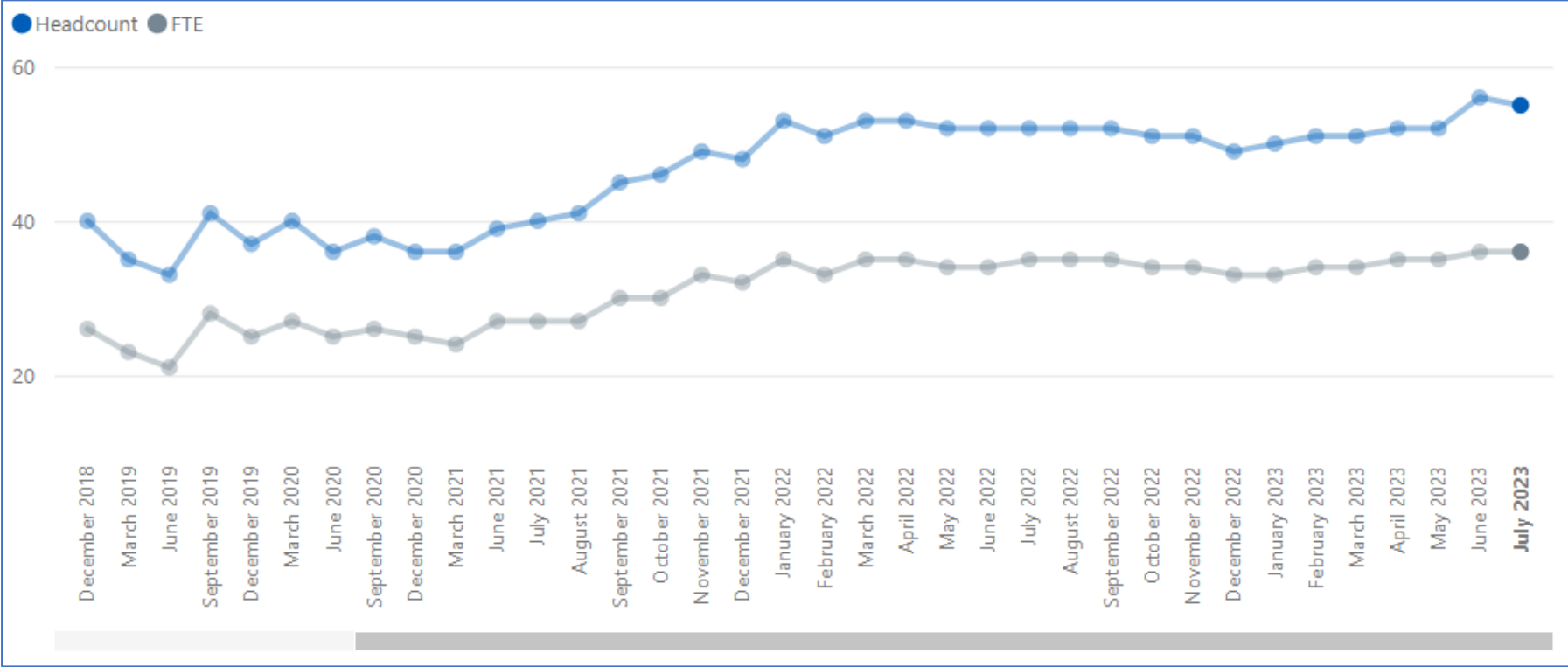
Basildon & Brentwood Nurses Trends – Headcount and FTE



Head Count
96

FTE
61

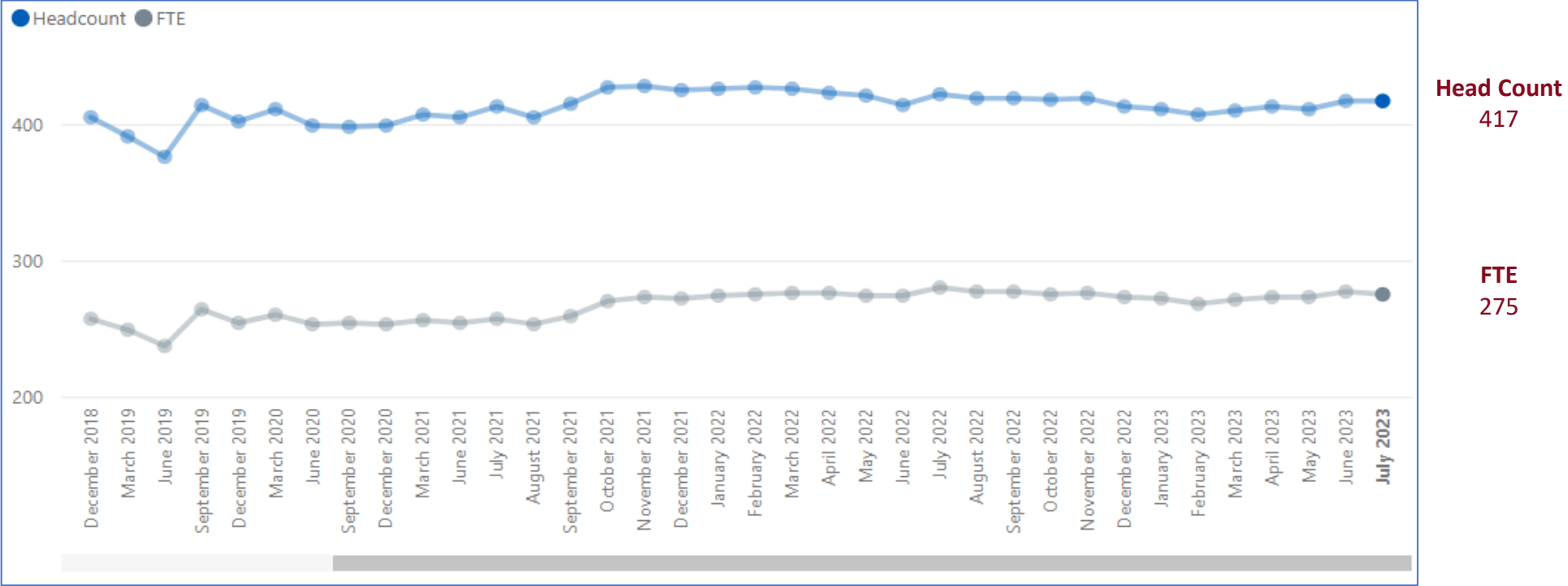
Basildon & Brentwood Direct Patient Care Trends – Headcount and FTE



Head Count
55

FTE
36

Basildon & Brentwood Essex Administration/Non-Clinical Trends – Headcount and FTE



Thurrock GP Practices Workforce Information

July 2023

Thurrock Workforce Roles in Primary Care – Headcount and FTE



Doctors

GP Partners:
HC = 41
FTE = 40

GP Regular Locums:
HC = 17
FTE = 11

GP Retainers:
HC = 0
FTE = 0

GPs in Training
 Grades:
HC = 11
FTE = 11

Salaried
 GPs:
HC = 23
FTE = 17

Key
 HC = Head Count
 FTE = Full-Time Equivalent



Nurses

Advanced Nurse
 Practitioners:
HC = 15
FTE = 10

Extended Role
 Practice Nurses:
HC = 1
FTE = 1

Nurse
 Dispensers:
HC = 0
FTE = 0

Nurse
 Specialists:
HC = 0
FTE = 0

Nursing
 Partners:
HC = 0
FTE = 0

Other
 Nurses:
HC = 0
FTE = 0

Practice
 Nurses:
HC = 44
FTE = 29

Trainee
 Nurses:
HC = 0
FTE = 0



Direct Patient Care

Advanced Paramedic
 Practitioners:
HC = 1
FTE = 0

Advanced Pharmacist
 Practitioners:
HC = 3
FTE = 2

Advanced Physiotherapist
 Practitioners:
HC = 0
FTE = 0

Apprentices:
HC = 2
FTE = 2

Dispensers:
HC = 8
FTE = 6

Health Support
 Workers:
HC = 0
FTE = 0

Health Care
 Assistants:
HC = 19
FTE = 12

Nursing
 Associates:
HC = 2
FTE = 1

Other Direct
 Patient Care:
HC = 3
FTE = 1

Paramedics:
HC = 0
FTE = 0

Pharmacists:
HC = 9
FTE = 7

Pharmacy
 Technicians:
HC = 0
FTE = 0

Phlebotomists:
HC = 1
FTE = 1

Physician
 Associates:
HC = 9
FTE = 7

Physiotherapists:
HC = 0
FTE = 0

Social Prescribing
 Link Workers:
HC = 0
FTE = 0

Therapists:
HC = 0
FTE = 0



Administration

Apprentices:
HC = 1
FTE = 1

Estates
 & Ancillary:
HC = 2
FTE = 1

Management
 Partners:
HC = 5
FTE = 5

Managers:
HC = 31
FTE = 28

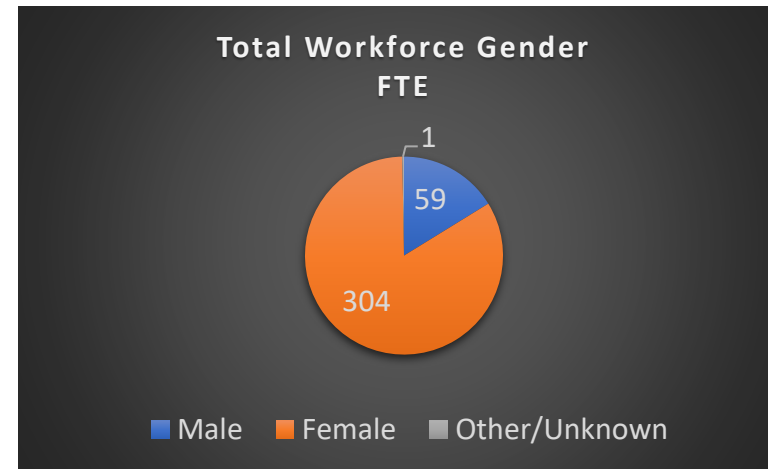
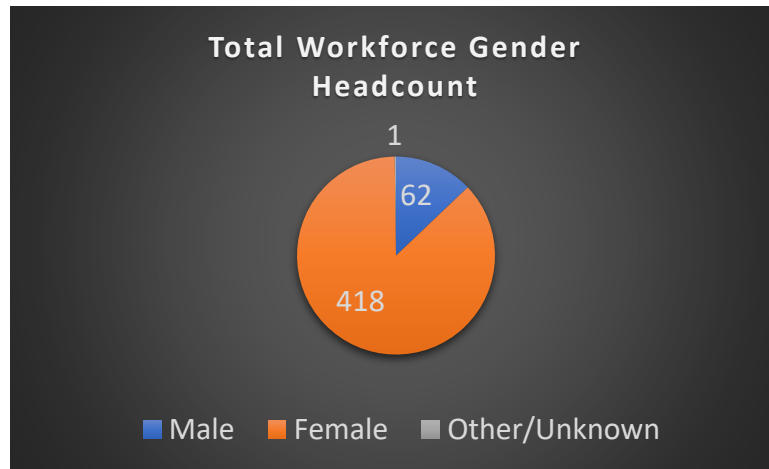
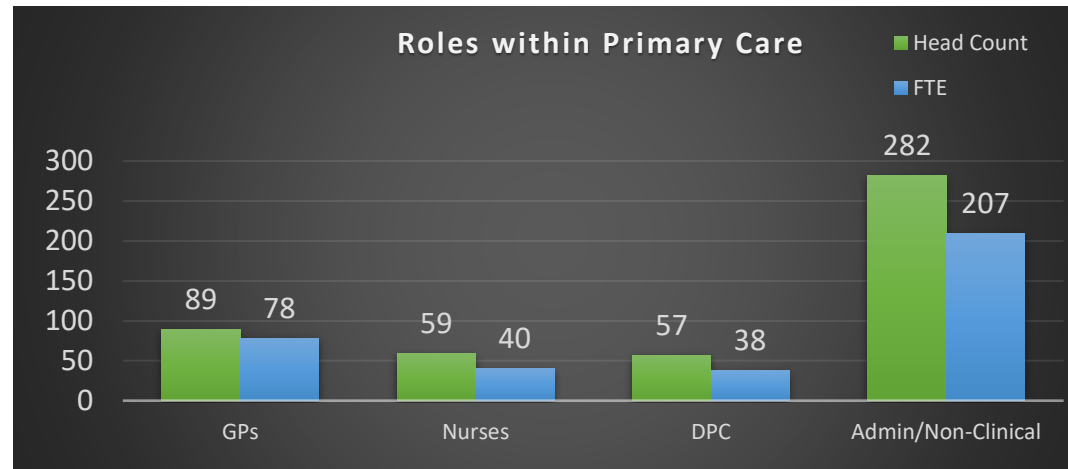
Medical
 Secretaries:
HC = 18
FTE = 14

Other Admin/Non-
 clinical:
HC = 39
FTE = 30

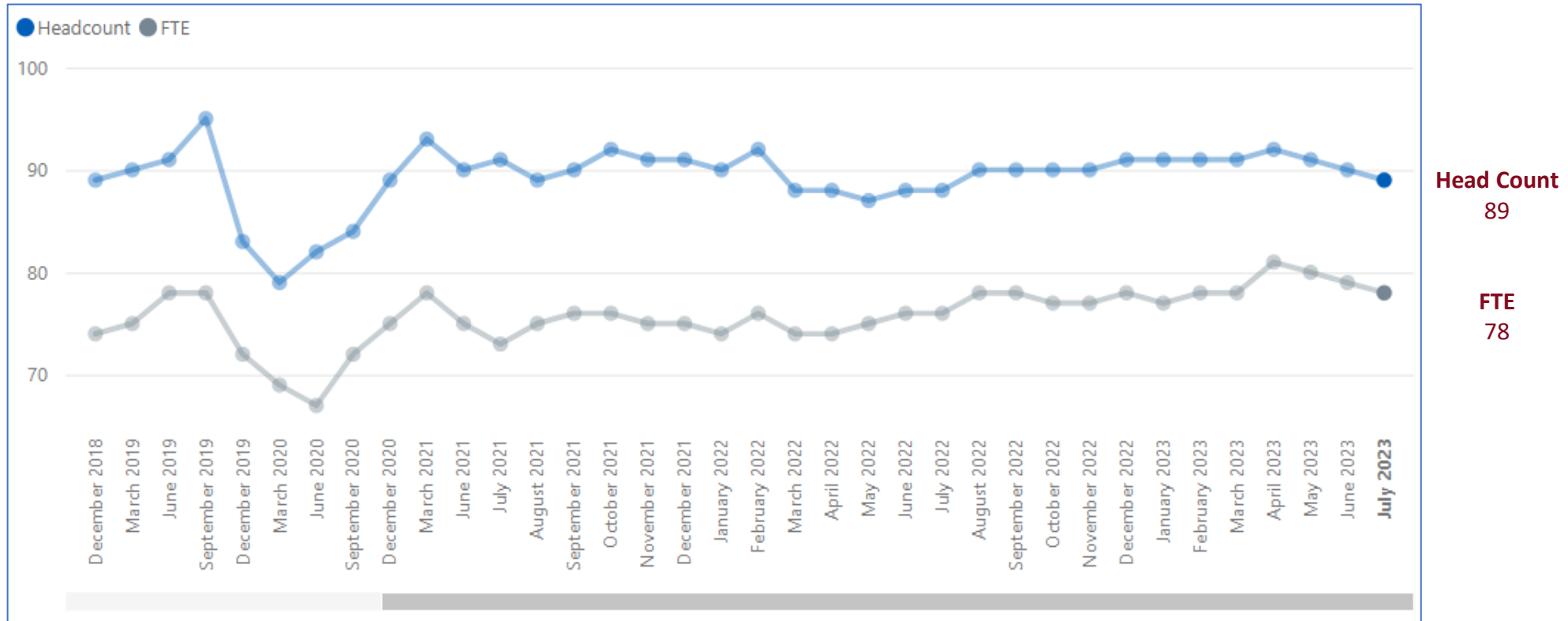
Receptionists:
HC = 188
FTE = 129

Telephonists:
HC = 0
FTE = 0

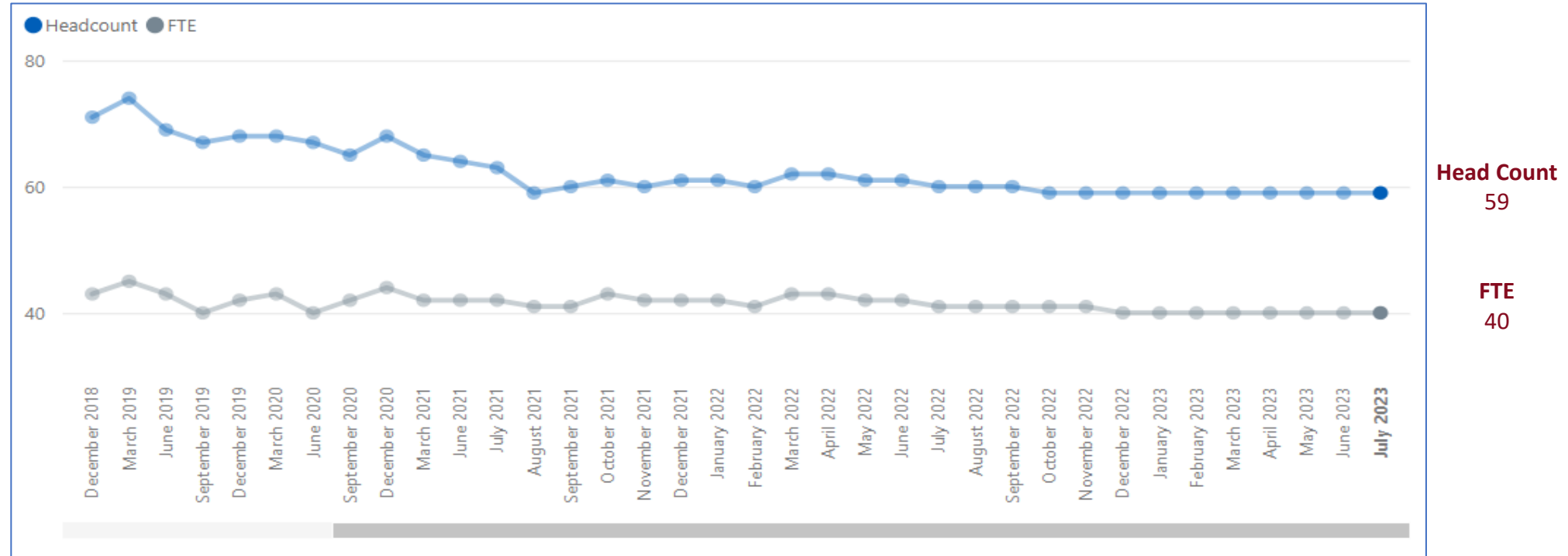
Thurrock Demographics – Headcount and FTE



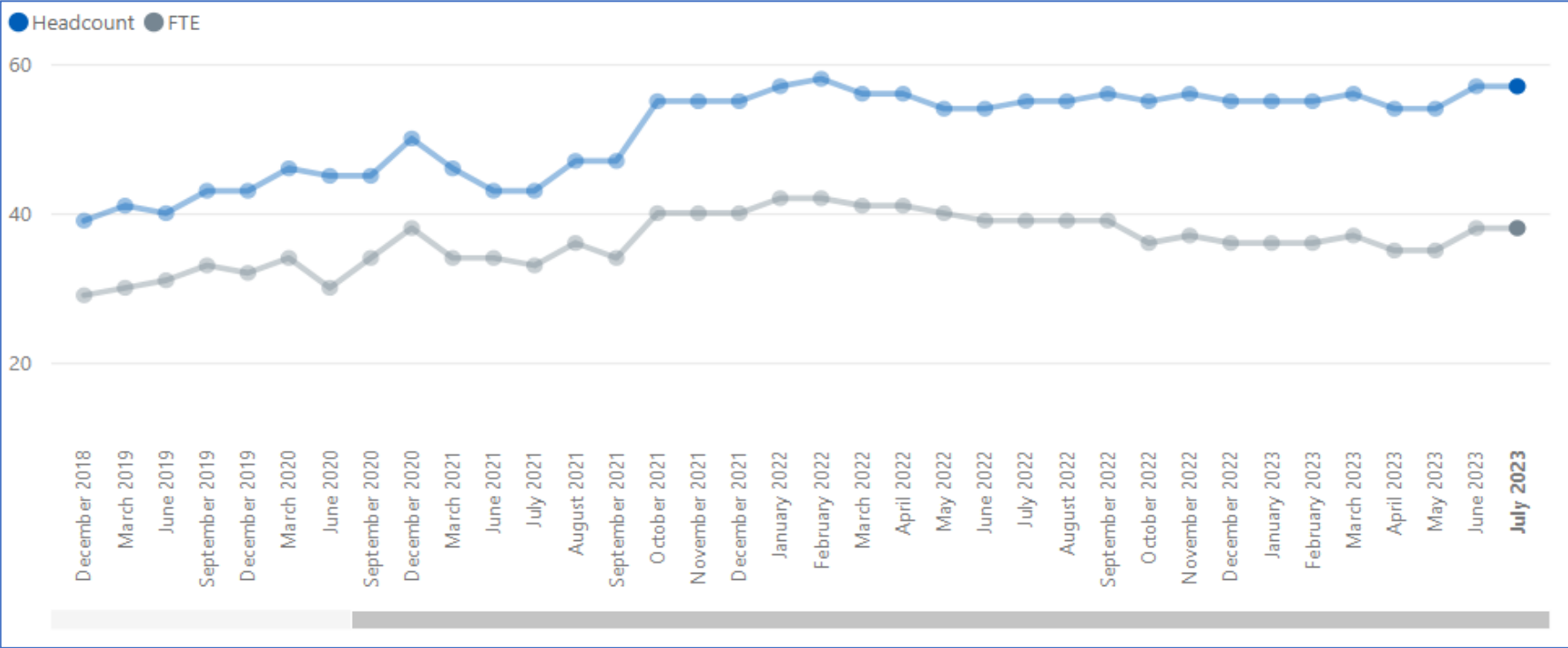
Thurrock GP Trends – Headcount and FTE



Thurrock Nurses Trends – Headcount and FTE



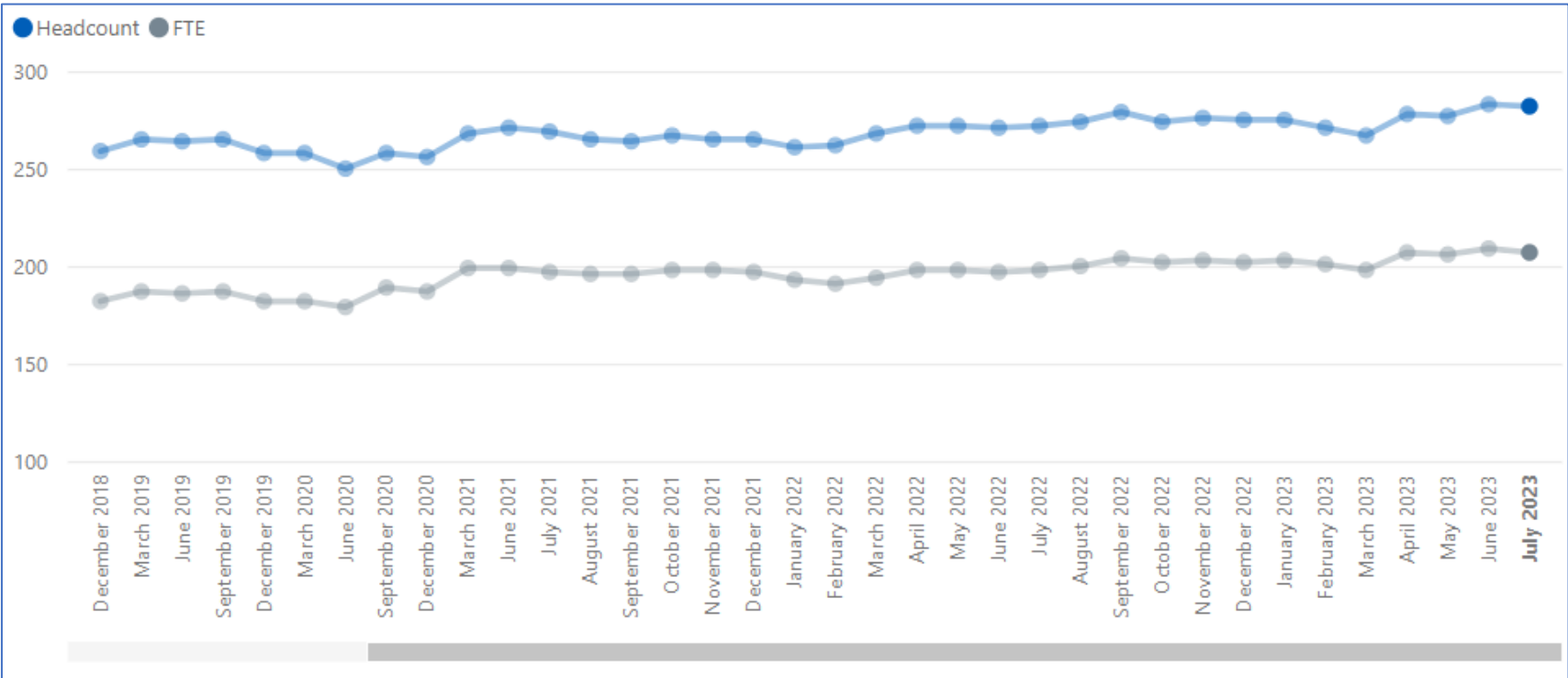
Thurrock Direct Patient Care Trends – Headcount and FTE



Head Count
57

FTE
38

Thurrock Administration/Non-Clinical Trends – Headcount and FTE



Head Count
282

FTE
207

**Castle Point & Rochford (CPR)
GP Practices
Workforce Information**

July 2023

CPR Workforce Roles in Primary Care – Headcount and FTE



GP Partners: HC = 58 FTE = 58	GP Regular Locums: HC = 12 FTE = 5	GP Retainers: HC = 0 FTE = 0	GPs in Training Grades: HC = 22 FTE = 20	Salaried GPs: HC = 21 FTE = 17
---	--	--	---	--

Key
HC = Head Count
FTE = Full-Time Equivalent



Advanced Nurse Practitioners: HC = 11 FTE = 9	Extended Role Practice Nurses: HC = 1 FTE = 1	Nurse Dispensers: HC = 1 FTE = 0	Nurse Specialists: HC = 1 FTE = 1	Nursing Partners: HC = 0 FTE = 0	Other Nurses: HC = 0 FTE = 0	Practice Nurses: HC = 37 FTE = 25	Trainee Nurses: HC = 0 FTE = 0
---	---	--	---	--	--	---	--

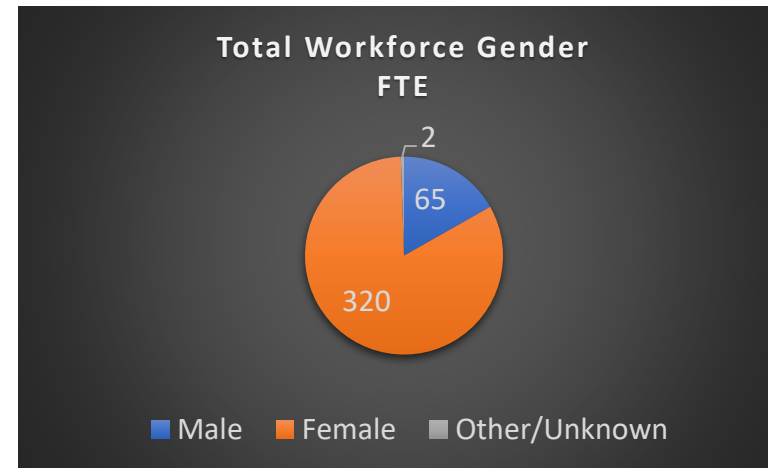
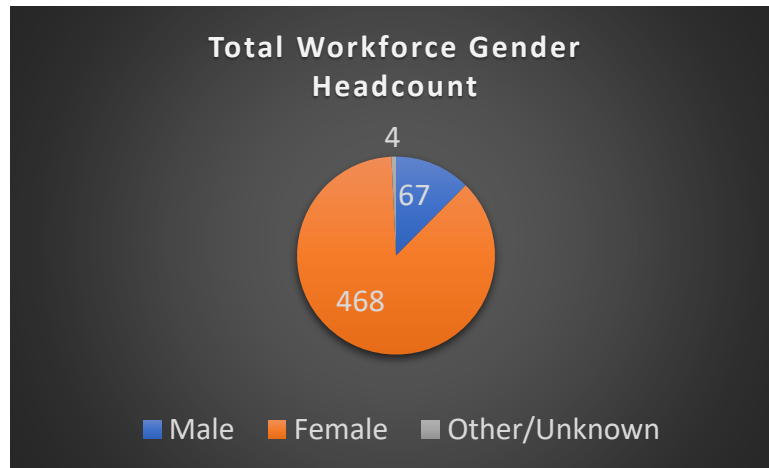
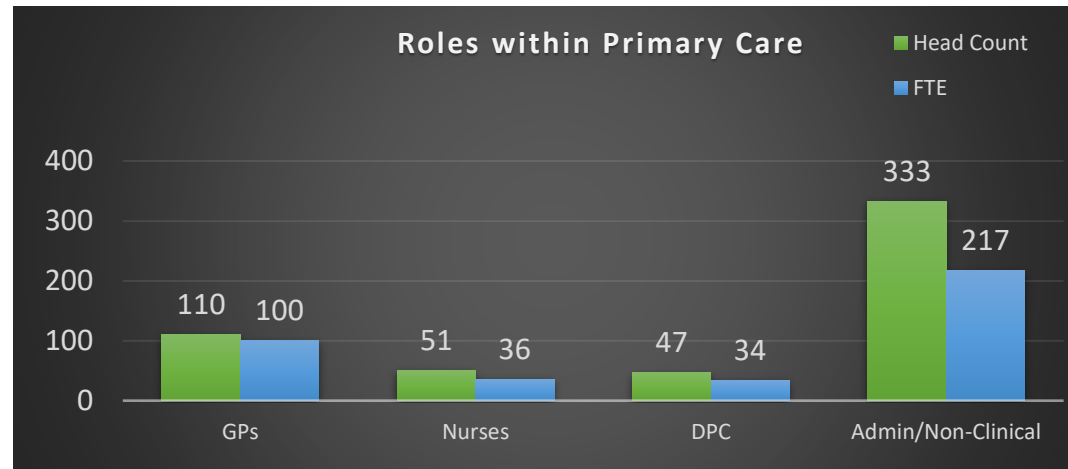


Advanced Paramedic Practitioners: HC = 1 FTE = 1	Advanced Pharmacist Practitioners: HC = 1 FTE = 0	Advanced Physiotherapist Practitioners: HC = 0 FTE = 0	Apprentices: HC = 0 FTE = 0	Dispensers: HC = 0 FTE = 0	Health Support Workers: HC = 0 FTE = 0	Health Care Assistants: HC = 25 FTE = 18
Nursing Associates: HC = 2 FTE = 1	Other Direct Patient Care: HC = 1 FTE = 1	Paramedics: HC = 1 FTE = 1	Pharmacists: HC = 3 FTE = 3	Pharmacy Technicians: HC = 0 FTE = 0	Phlebotomists: HC = 10 FTE = 5	Physician Associates: HC = 2 FTE = 2
Physiotherapists: HC = 1 FTE = 1	Social Prescribing Link Workers: HC = 0 FTE = 0	Therapists: HC = 0 FTE = 0				

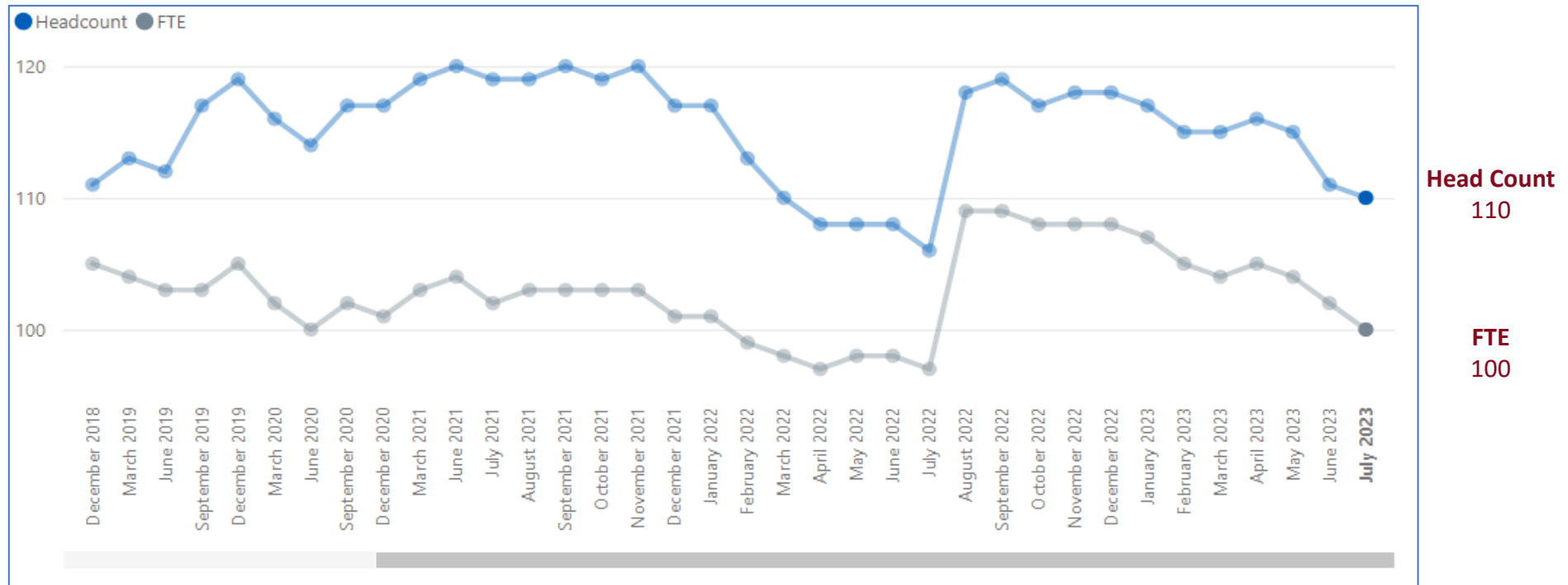


Apprentices: HC = 1 FTE = 1	Estates & Ancillary: HC = 1 FTE = 1	Management Partners: HC = 2 FTE = 2	Managers: HC = 24 FTE = 21	Medical Secretaries: HC = 26 FTE = 19	Other Admin/Non-clinical: HC = 59 FTE = 42	Receptionists: HC = 219 FTE = 130	Telephonists: HC = 1 FTE = 1
---	---	---	--	---	--	---	--

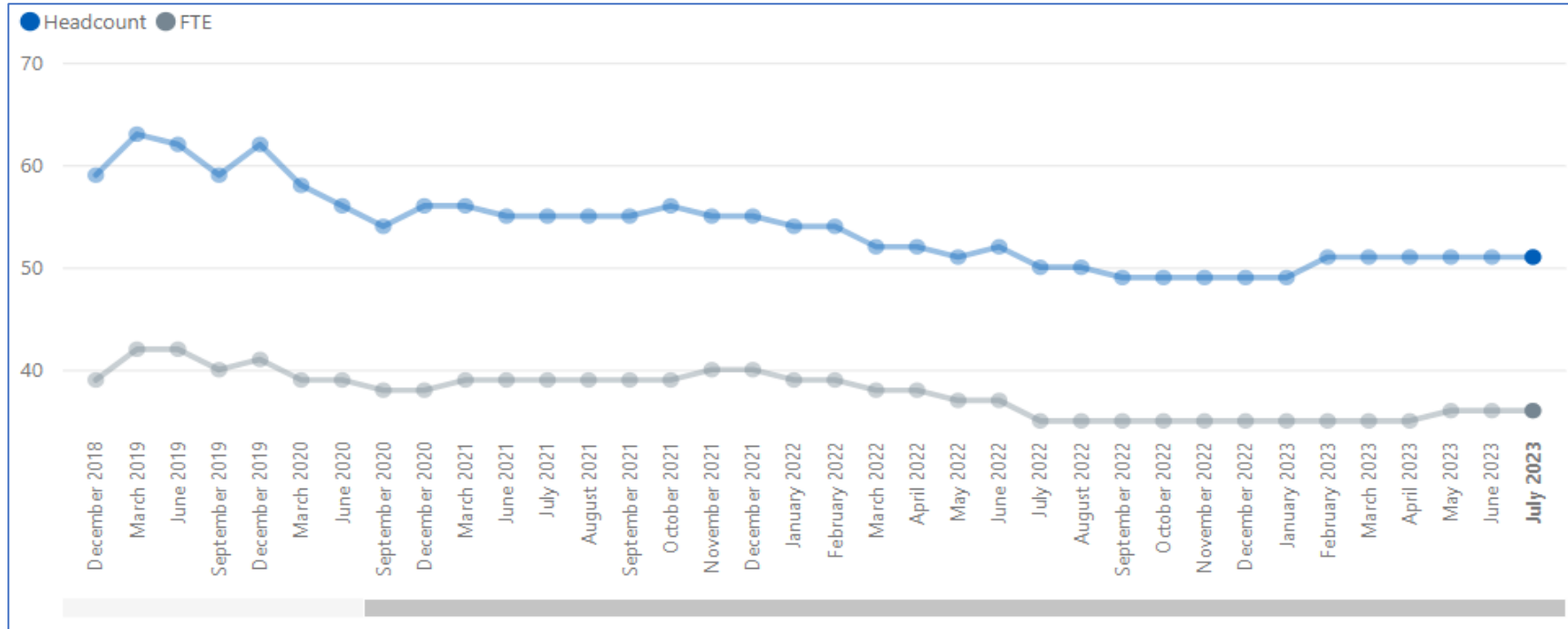
CPR Demographics – Headcount and FTE



CPR GP Trends – Headcount and FTE



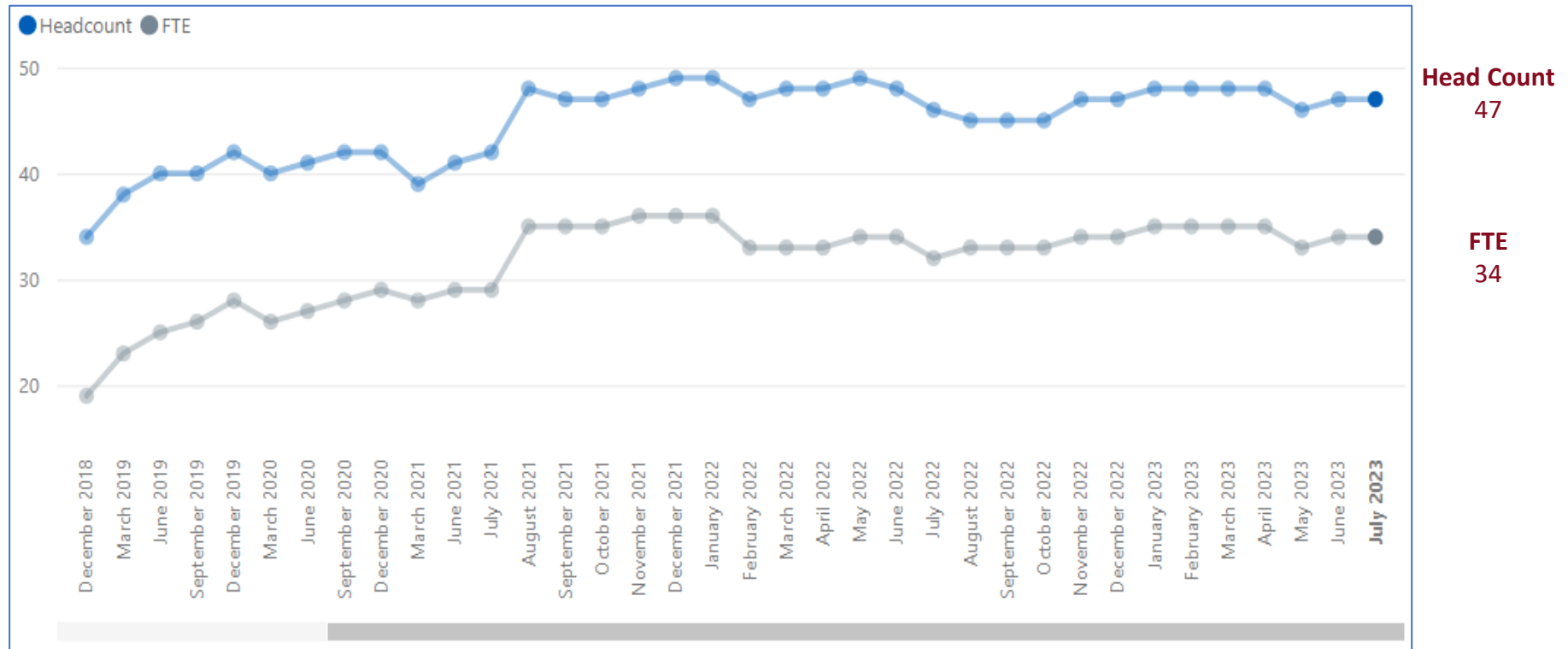
CPR Nurses Trends – Headcount and FTE



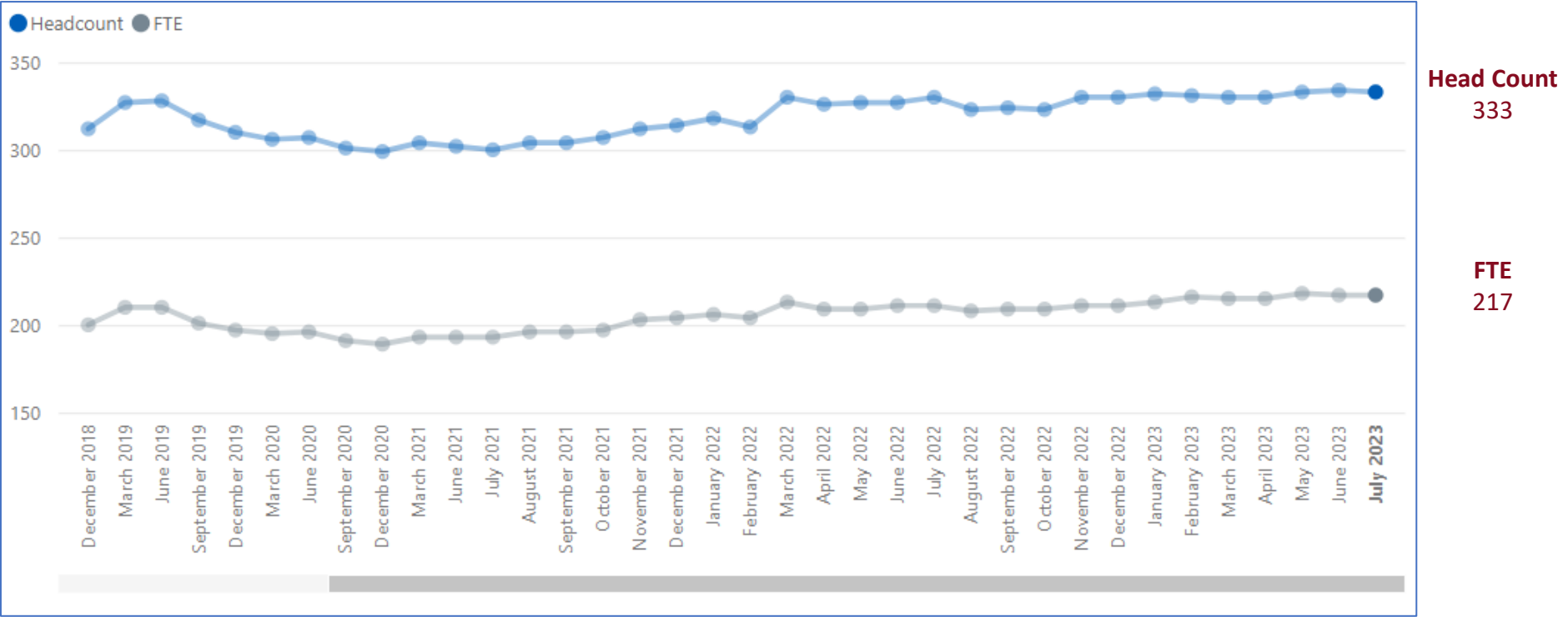
Head Count
51

FTE
36

CPR Direct Patient Care Trends – Headcount and FTE



CPR Administration/Non-Clinical Trends – Headcount and FTE



Southend GP Practices Workforce Information

July 2023

Southend Workforce Roles in Primary Care – Headcount and FTE



GP Partners:
HC = 51
FTE = 46

GP Regular Locums:
HC = 19
FTE = 8

GP Retainers:
HC = 1
FTE = 0

GPs in Training
 Grades:
HC = 24
FTE = 22

Salaried
 GPs:
HC = 45
FTE = 28

Key
 HC = Head Count
 FTE = Full-Time Equivalent



Advanced Nurse
 Practitioners:
HC = 21
FTE = 16

Extended Role
 Practice Nurses:
HC = 3
FTE = 2

Nurse
 Dispensers:
HC = 0
FTE = 0

Nurse
 Specialists:
HC = 1
FTE = 1

Nursing
 Partners:
HC = 0
FTE = 0

Other
 Nurses:
HC = 2
FTE = 2

Practice
 Nurses:
HC = 54
FTE = 29

Trainee
 Nurses:
HC = 2
FTE = 2



Advanced Paramedic
 Practitioners:
HC = 0
FTE = 0

Advanced Pharmacist
 Practitioners:
HC = 0
FTE = 0

Advanced Physiotherapist
 Practitioners:
HC = 0
FTE = 0

Apprentices:
HC = 0
FTE = 0

Dispensers:
HC = 1
FTE = 1

General Practice
 Assistants:
HC = 1
FTE = 0

Health Support
 Workers:
HC = 2
FTE = 2

Health Care
 Assistants:
HC = 25
FTE = 13

Nursing
 Associates:
HC = 0
FTE = 0

Other Direct
 Patient Care:
HC = 0
FTE = 0

Paramedics:
HC = 3
FTE = 3

Pharmacists:
HC = 9
FTE = 7

Pharmacy
 Technicians:
HC = 0
FTE = 0

Phlebotomists:
HC = 1
FTE = 1

Physician
 Associates:
HC = 8
FTE = 7

Physiotherapists:
HC = 2
FTE = 2

Podiatrists:
HC = 1
FTE = 1

Social Prescribing
 Link Workers:
HC = 0
FTE = 0

Therapists:
HC = 0
FTE = 0



Apprentices:
HC = 1
FTE = 1

Estates
 & Ancillary:
HC = 3
FTE = 2

Management
 Partners:
HC = 0
FTE = 0

Managers:
HC = 38
FTE = 33

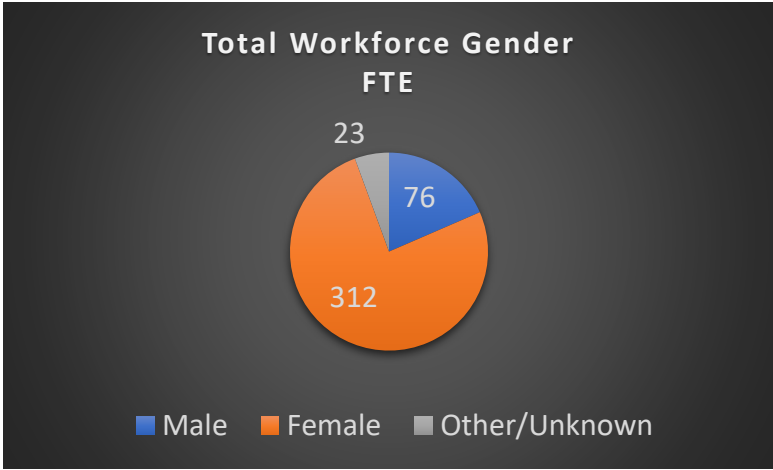
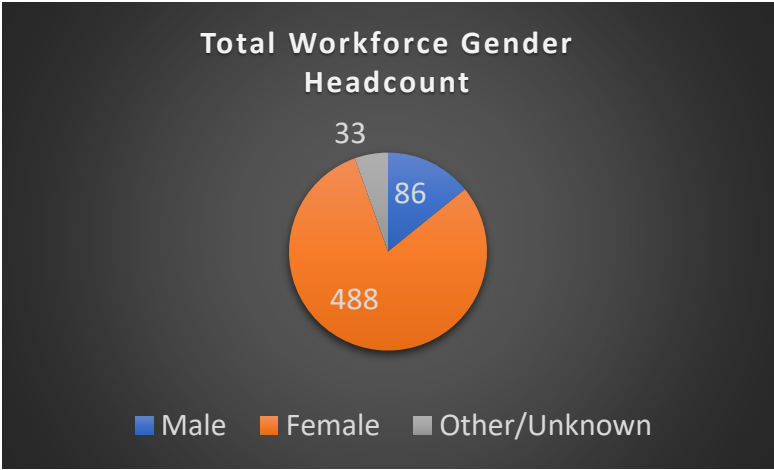
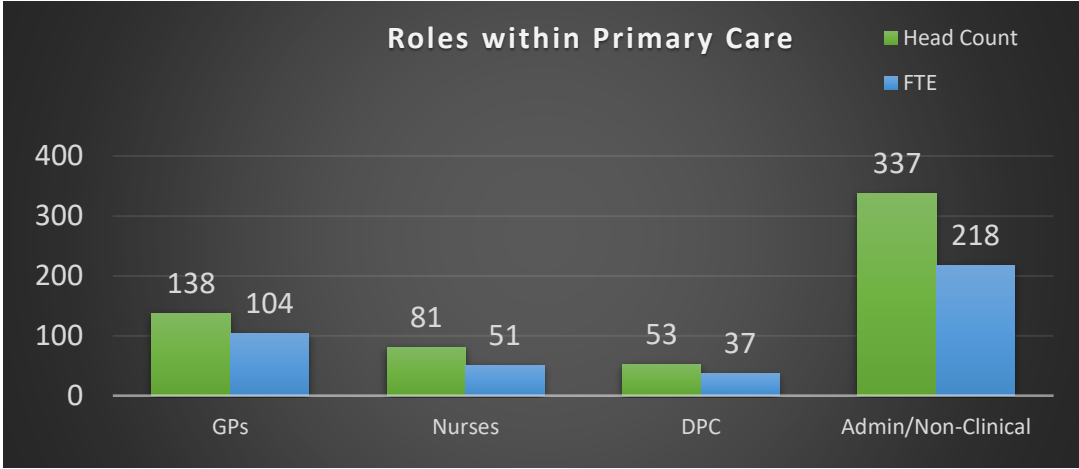
Medical
 Secretaries:
HC = 32
FTE = 20

Other Admin/Non-
 clinical:
HC = 53
FTE = 38

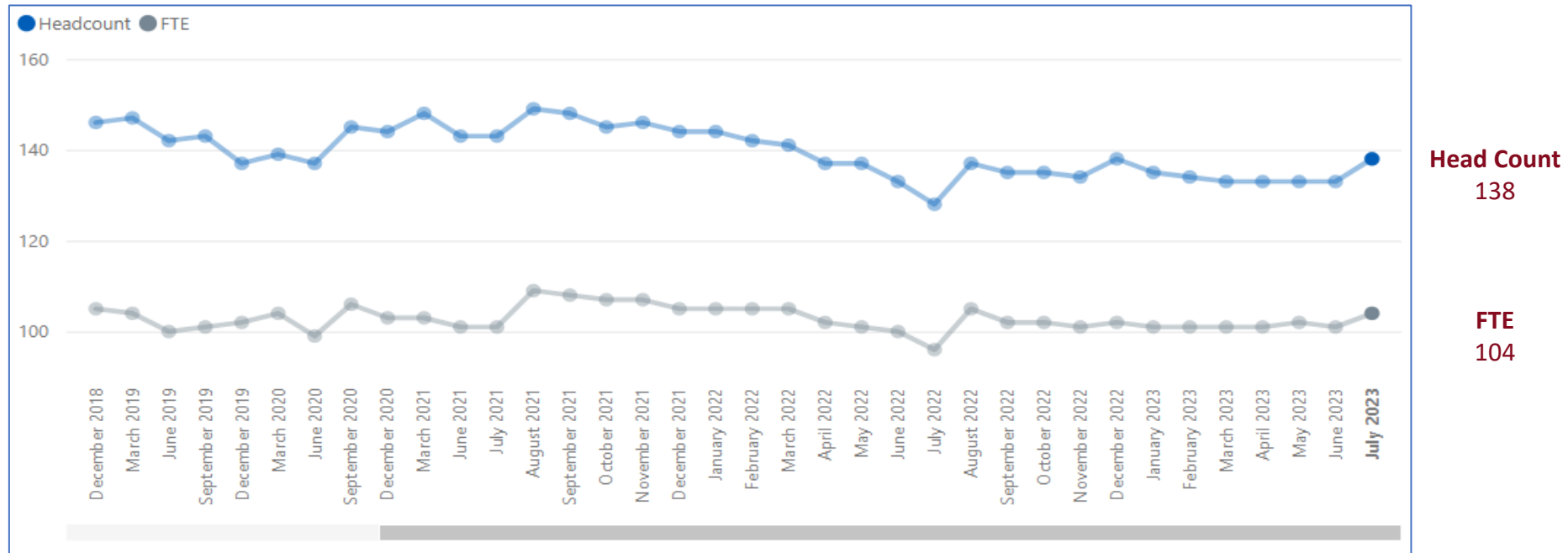
Receptionists:
HC = 209
FTE = 124

Telephonists:
HC = 1
FTE = 1

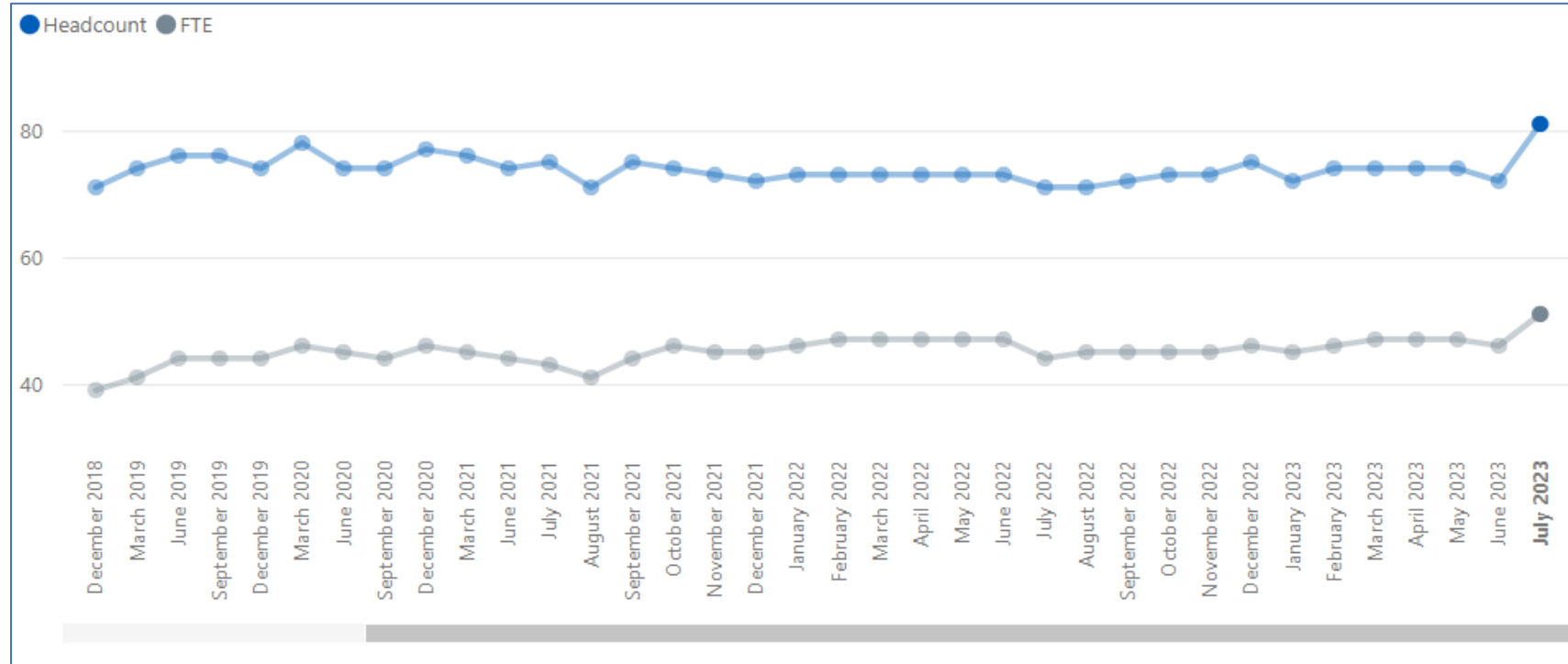
Southend Demographics – Headcount and FTE



Southend GP Trends – Headcount and FTE



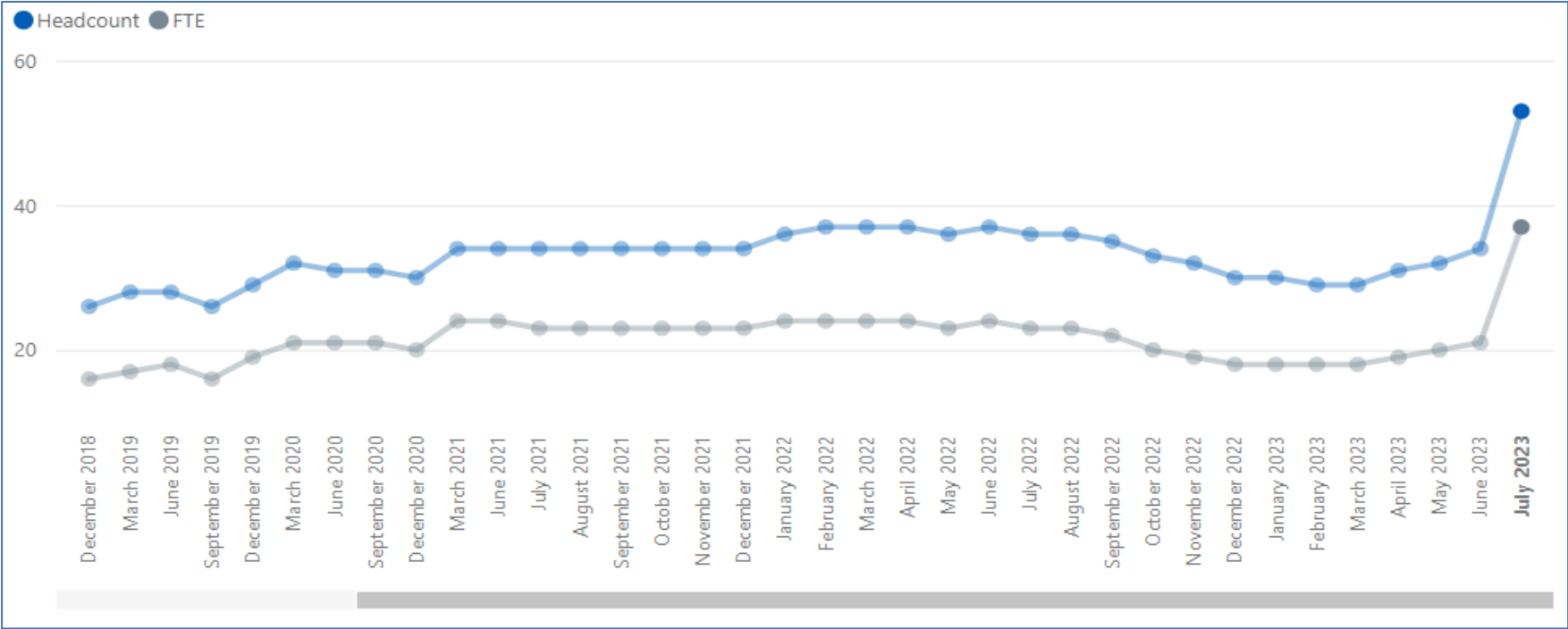
Southend Nurses Trends – Headcount and FTE



Head Count
81

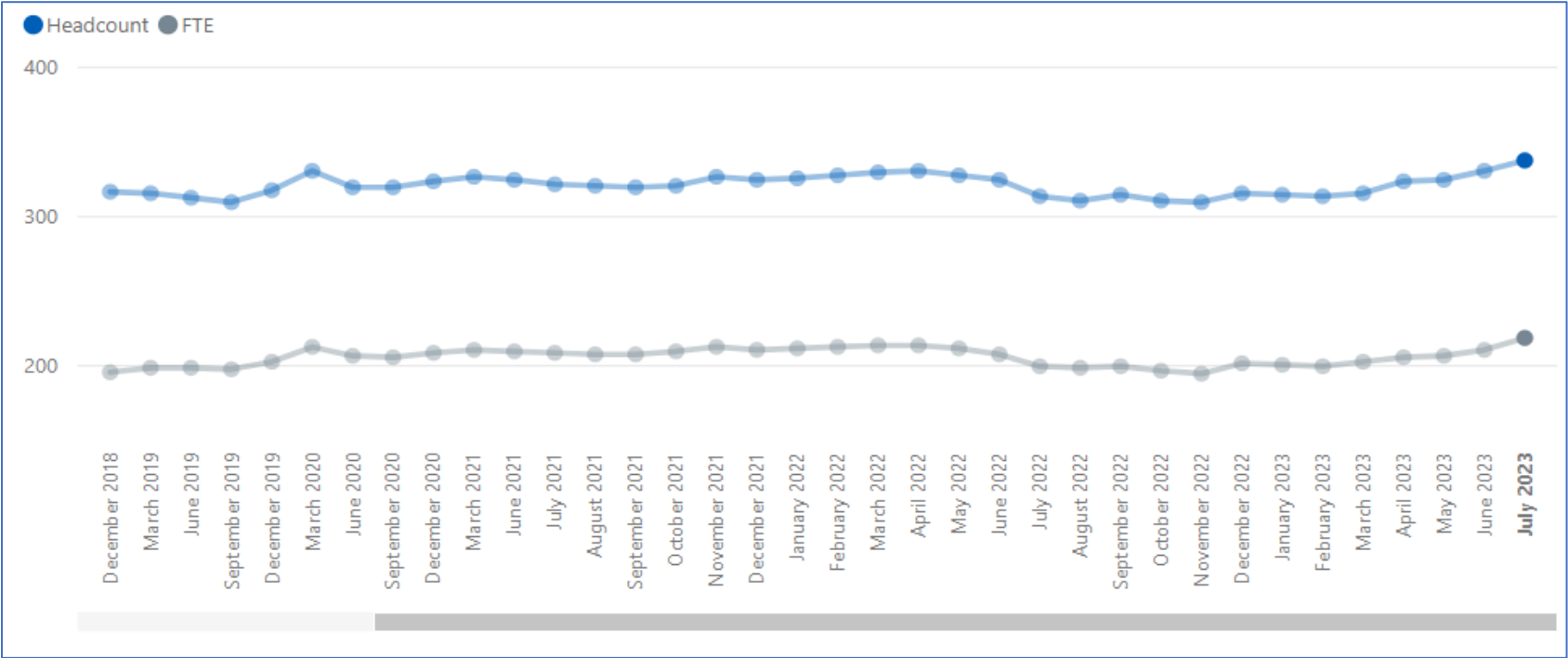
FTE
51

Southend Direct Patient Care Trends – Headcount and FTE



Head Count
53
FTE
37

Southend Administration/Non-Clinical Trends – Headcount and FTE



Head Count
337

FTE
218