

Essex
GP Practices
Workforce Information

June 2023

Index

3	Summary
4	Essex Overall
11	North East Essex
18	West Essex
25	Mid Essex
32	Basildon & Brentwood
39	Thurrock
46	Castle Point & Rochford
53	Southend

Summary

- The first part of this report presents data for GPs, Nurses, Direct Patient Care and Admin/Non-Clinical staff working in Primary Care in Essex
- It is a snapshot of the Essex Primary Care workforce for June 2023
- Full Time Equivalent (FTE) is a standardised measure, 1.0 FTE equates to full-time work of 37.5 hours per week
- Headcount is the number of people working in a role
- NHS Digital is the source of the information

Essex GP Practices Workforce Information

June 2023

Essex Workforce Roles in Primary Care – Headcount and FTE



Doctors

GP Partners: HC = 547 FTE = 513	GP Regular Locums: HC = 85 FTE = 41	GP Retainers: HC = 9 FTE = 4	GPs in Training Grades: HC = 220 FTE = 207	Salaried GPs: HC = 356 FTE = 226
---	---	--	---	--

Key
HC = Head Count
FTE = Full-Time Equivalent



Nurses

Advanced Nurse Practitioners: HC = 194 FTE = 149	Extended Role Practice Nurses: HC = 14 FTE = 10	Nurse Dispensers: HC = 2 FTE = 2	Nurse Specialists: HC = 9 FTE = 6	Nursing Partners: HC = 1 FTE = 1	Other Nurses: HC = 10 FTE = 7	Practice Nurses: HC = 497 FTE = 330	Trainee Nurses: HC = 5 FTE = 4
--	---	--	---	--	---	---	--



Direct Patient Care

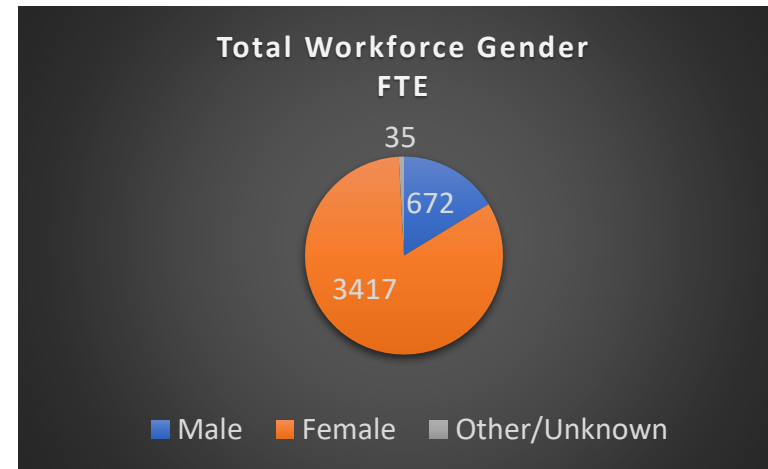
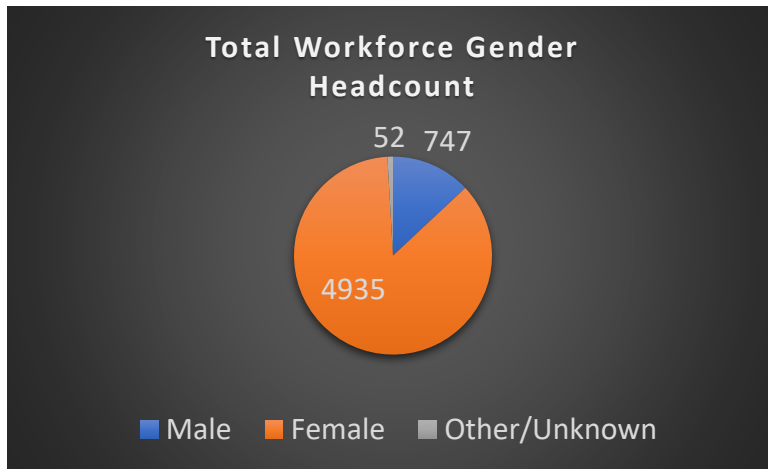
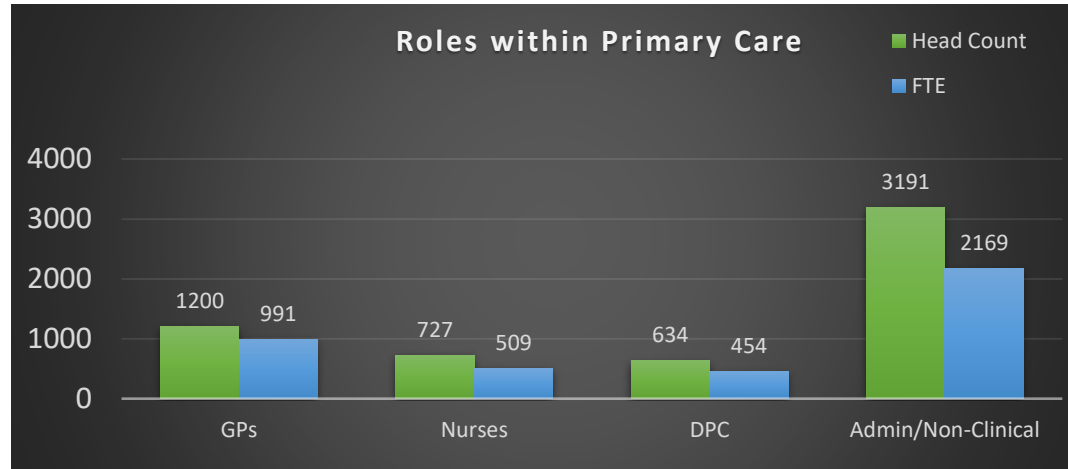
Advanced Paramedic Practitioners: HC = 10 FTE = 9	Advanced Pharmacist Practitioners: HC = 12 FTE = 9	Advanced Physiotherapist Practitioners: HC = 2 FTE = 1	Apprentices: HC = 2 FTE = 2	Dispensers: HC = 136 FTE = 98	General Practice Assistants: HC = 3 FTE = 2	Health Support Workers: HC = 4 FTE = 4
Health Care Assistants: HC = 288 FTE = 199	IAPT Staff: HC = 0 FTE = 0	Nursing Associates: HC = 8 FTE = 5	Other Direct Patient Care: HC = 17 FTE = 10	Paramedics: HC = 34 FTE = 30	Pharmacists: HC = 60 FTE = 43	Pharmacy Technicians: HC = 5 FTE = 3
Phlebotomists: HC = 28 FTE = 17	Physician Associates: HC = 19 FTE = 16	Physiotherapists: HC = 2 FTE = 2	Social Prescribing Link Workers: HC = 3 FTE = 2	Therapists: HC = 0 FTE = 0	Trainee Nursing Associates: HC = 1 FTE = 1	



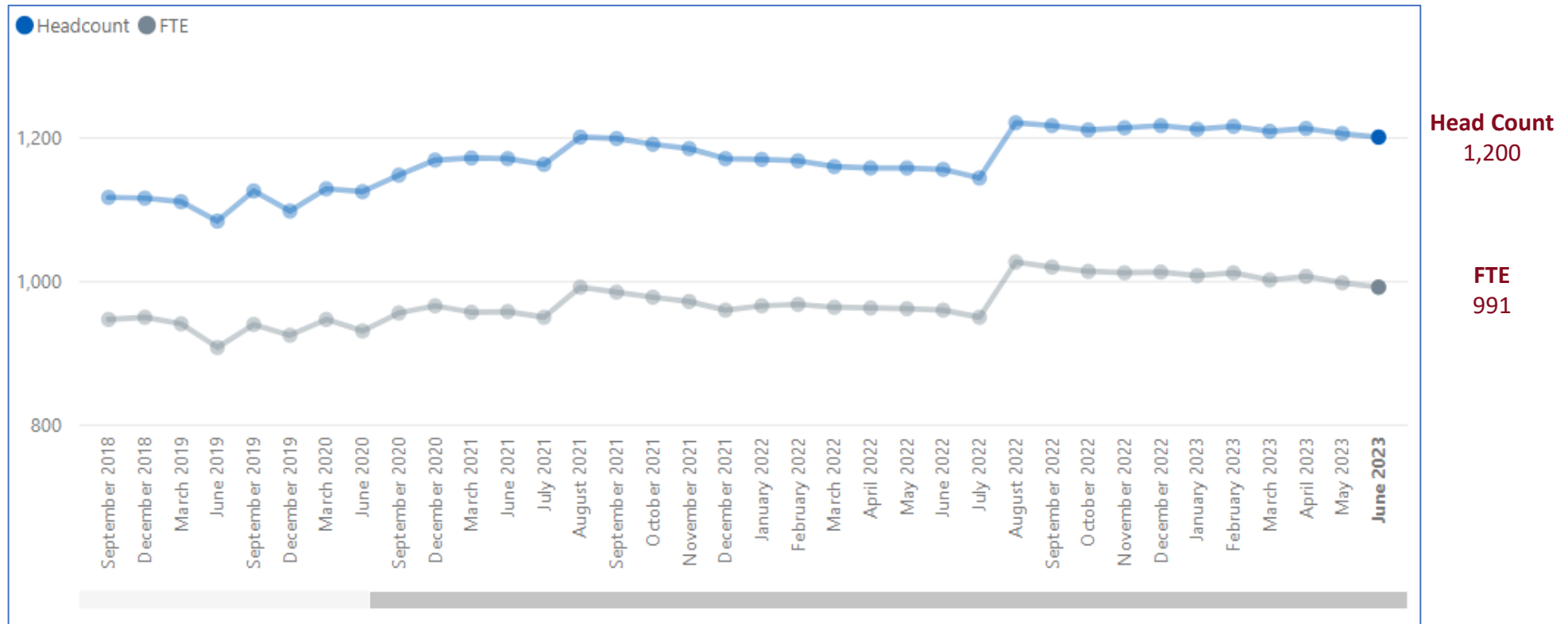
Administration

Apprentices: HC = 15 FTE = 13	Estates & Ancillary: HC = 24 FTE = 10	Management Partners: HC = 11 FTE = 11	Managers: HC = 317 FTE = 280	Medical Secretaries: HC = 313 FTE = 215	Other Admin/Non-clinical: HC = 705 FTE = 479	Receptionists: HC = 1810 FTE = 1155	Telephonists: HC = 11 FTE = 7
---	---	---	--	---	--	---	---

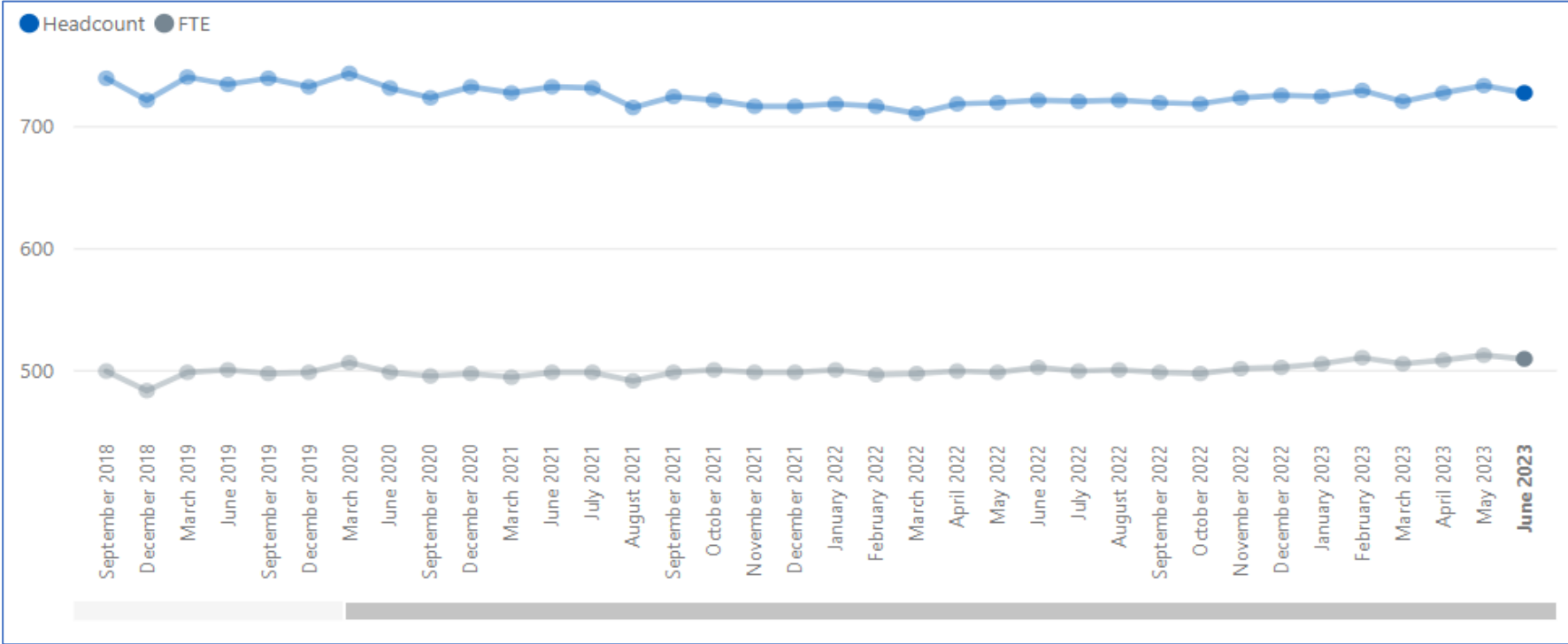
Essex Demographics – Headcount and FTE



Essex GP Trends – Headcount and FTE



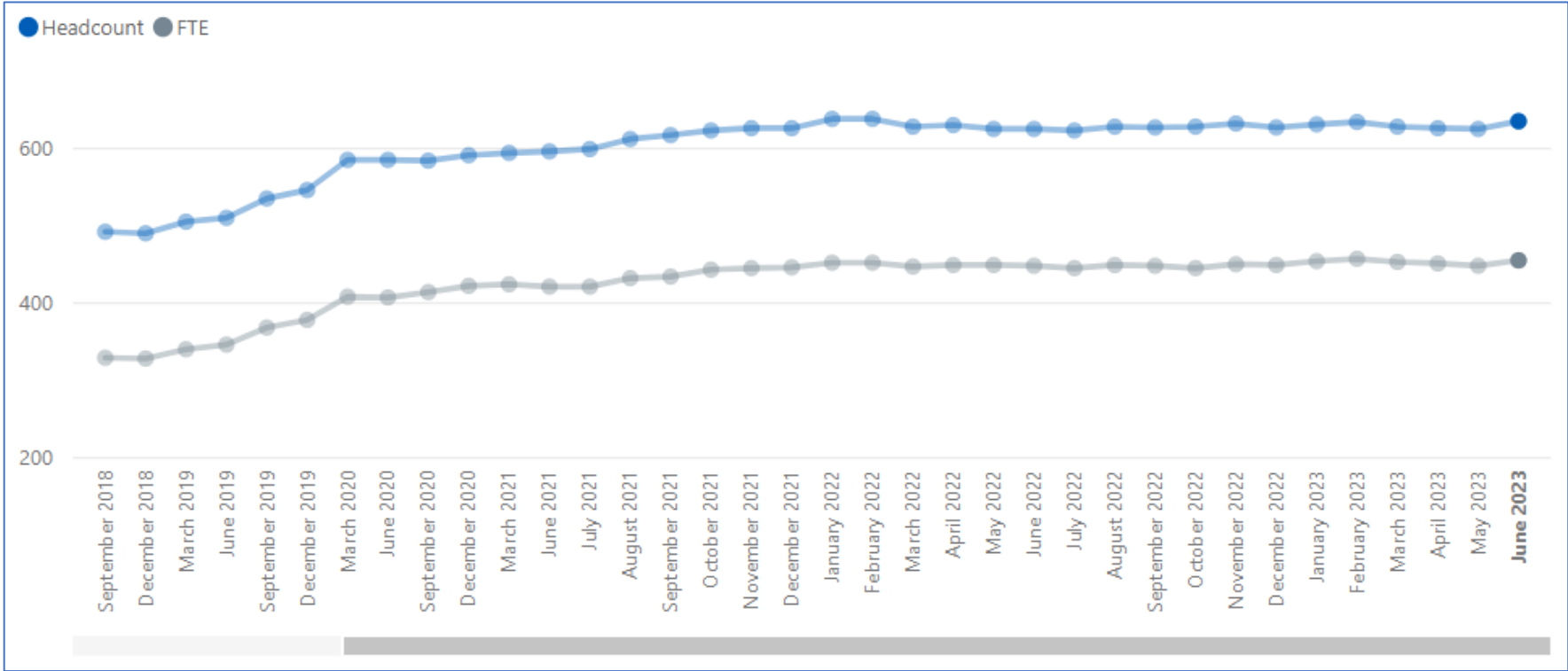
Nurses Trends – Headcount and FTE



Head Count
727

FTE
509

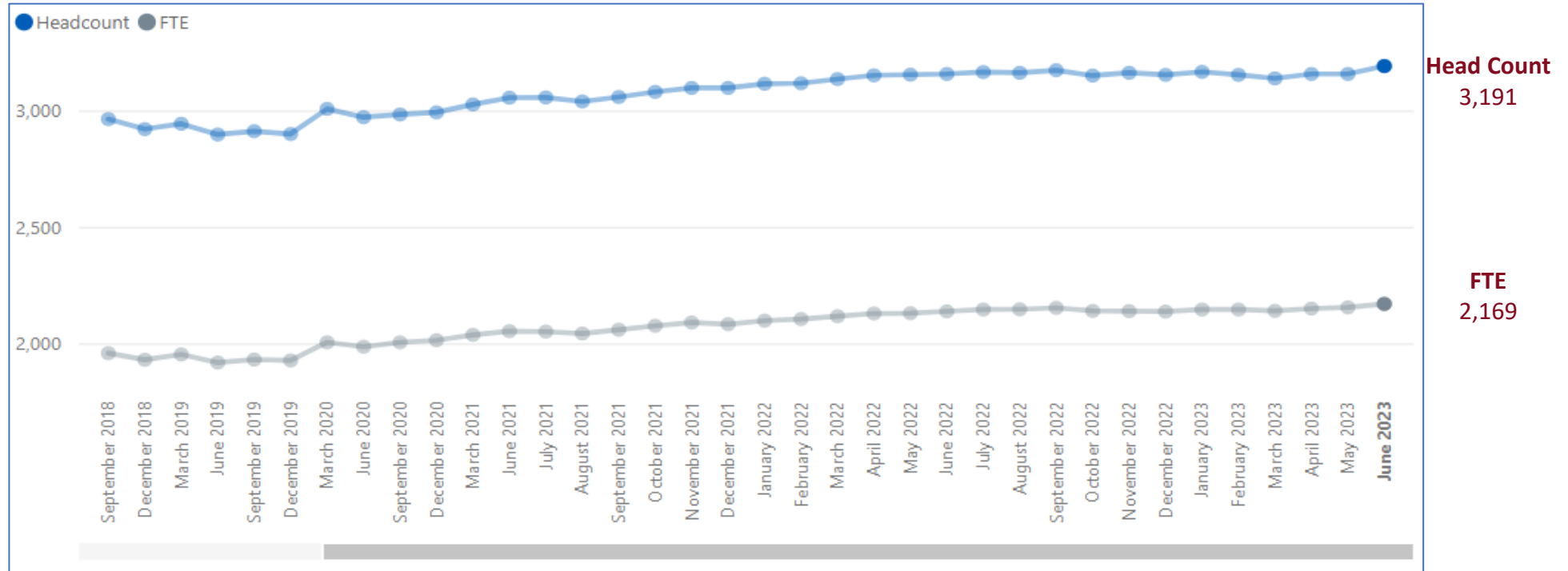
Direct Patient Care Trends – Headcount and FTE



Head Count
634

FTE
454

Administration/Non-Clinical Trends – Headcount and FTE



North East Essex GP Practices Workforce Information

June 2023

North East Essex Workforce Roles in Primary Care – Headcount and FTE



Doctors

GP Partners: HC = 100 FTE = 93	GP Regular Locums: HC = 3 FTE = 1	GP Retainers: HC = 3 FTE = 1	GPs in Training Grades: HC = 30 FTE = 28	Salaried GPs: HC = 69 FTE = 48
--	---	--	---	--

Key
 HC = Head Count
 FTE = Full-Time Equivalent



Nurses

Advanced Nurse Practitioners: HC = 65 FTE = 51	Extended Role Practice Nurses: HC = 6 FTE = 3	Nurse Dispensers: HC = 0 FTE = 0	Nurse Specialists: HC = 6 FTE = 4	Nursing Partners: HC = 0 FTE = 0	Other Nurses: HC = 4 FTE = 3	Practice Nurses: HC = 102 FTE = 77	Trainee Nurses: HC = 2 FTE = 2
--	---	--	---	--	--	--	--



Direct Patient Care

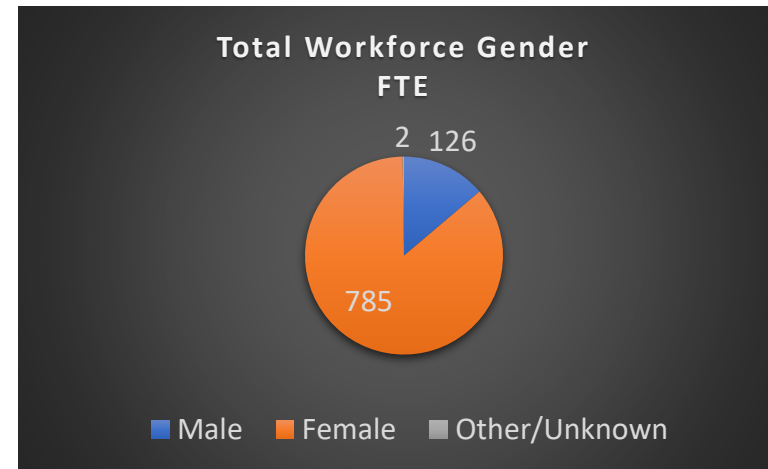
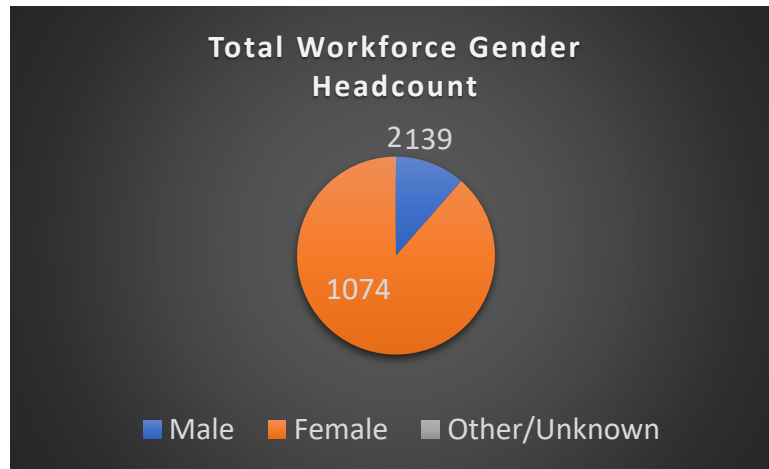
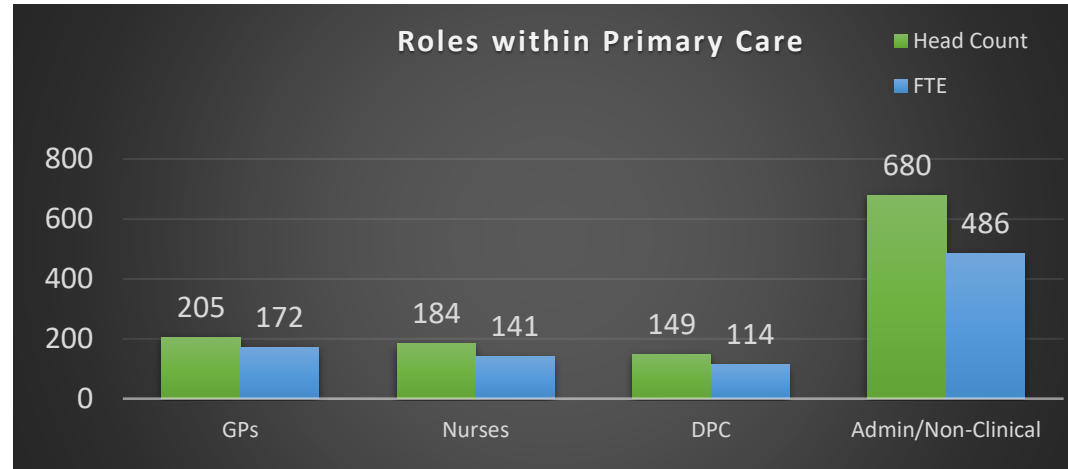
Advanced Paramedic Practitioners: HC = 3 FTE = 3	Advanced Pharmacist Practitioners: HC = 0 FTE = 0	Advanced Physiotherapist Practitioners: HC = 1 FTE = 0	Apprentices: HC = 0 FTE = 0	Dispensers: HC = 17 FTE = 12	Health Support Workers: HC = 2 FTE = 2	Health Care Assistants: HC = 76 FTE = 58
IAPT Staff: HC = 0 FTE = 0	Nursing Associates: HC = 4 FTE = 3	Other Direct Patient Care: HC = 4 FTE = 3	Paramedics: HC = 15 FTE = 14	Pharmacists: HC = 9 FTE = 7	Pharmacy Technicians: HC = 3 FTE = 2	Phlebotomists: HC = 13 FTE = 9
Physician Associates: HC = 2 FTE = 2	Physiotherapists: HC = 0 FTE = 0	Social Prescribing Link Workers: HC = 0 FTE = 0	Therapists: HC = 0 FTE = 0			



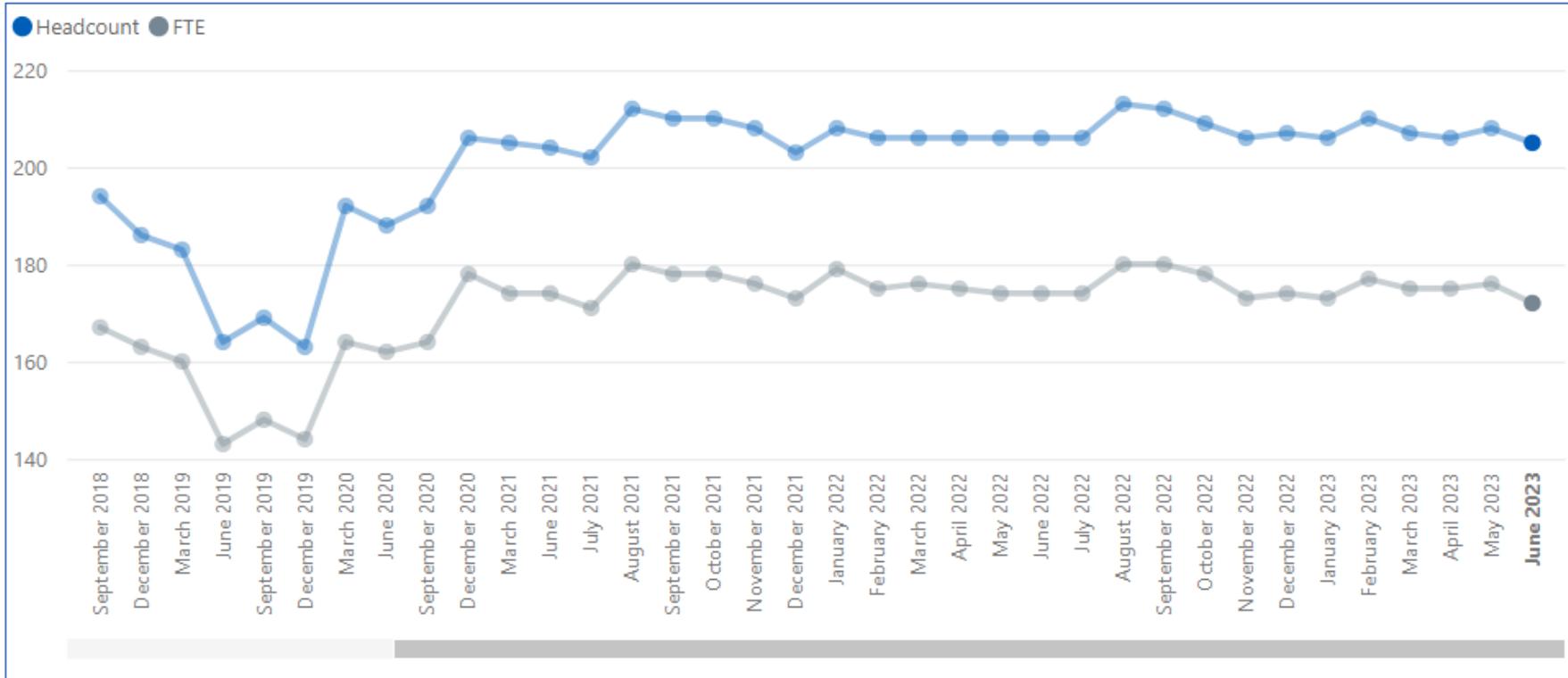
Administration

Apprentices: HC = 6 FTE = 6	Estates & Ancillary: HC = 5 FTE = 2	Management Partners: HC = 1 FTE = 1	Managers: HC = 72 FTE = 64	Medical Secretaries: HC = 65 FTE = 47	Other Admin/Non-clinical: HC = 190 FTE = 127	Receptionists: HC = 340 FTE = 235	Telephonists: HC = 6 FTE = 4
---	---	---	--	---	--	---	--

North East Essex Demographics – Headcount and FTE



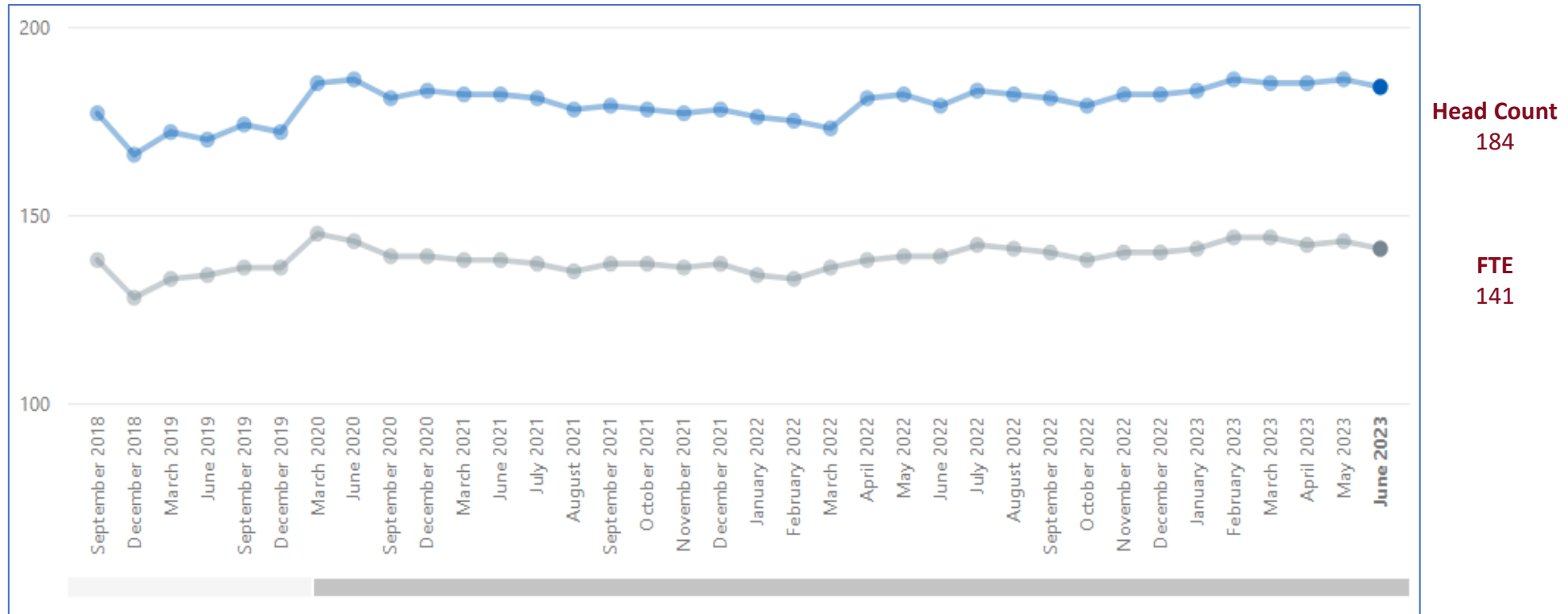
North East Essex GP Trends – Headcount and FTE



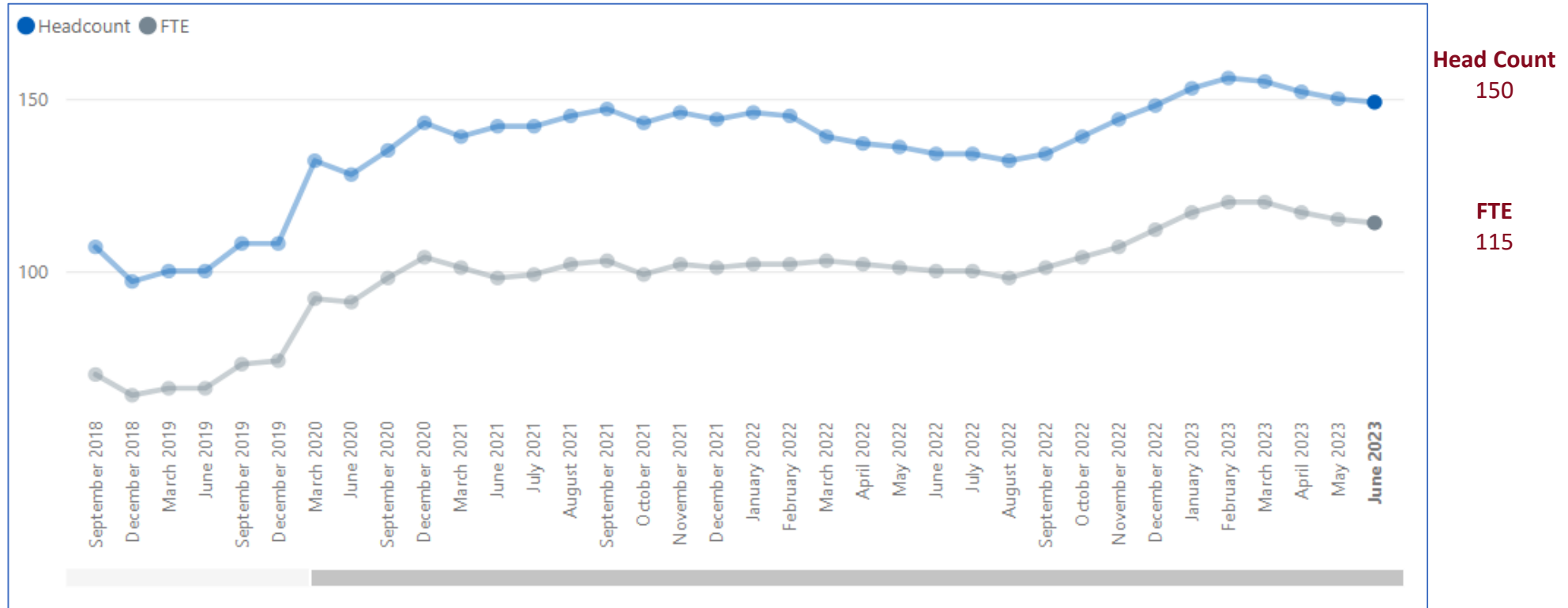
Head Count
205

FTE
172

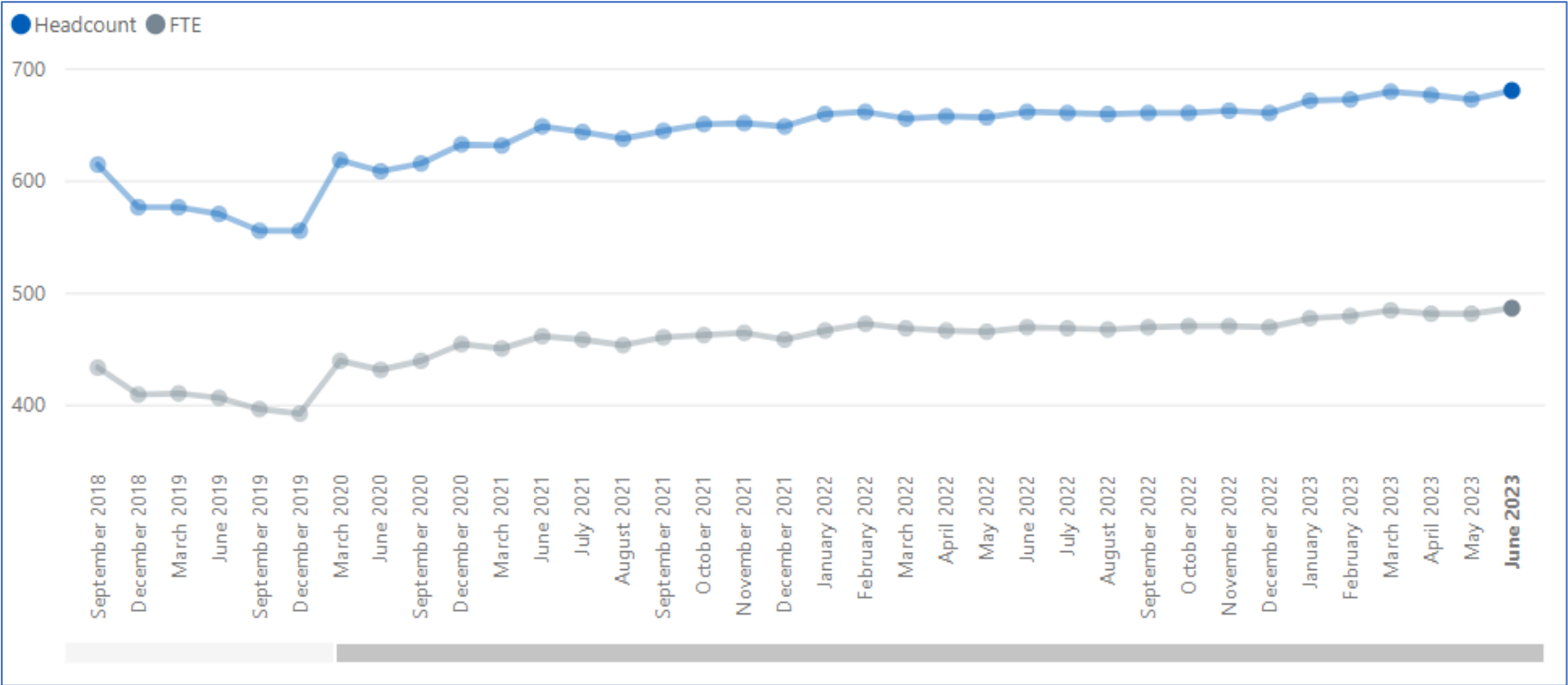
North East Essex Nurses Trends – Headcount and FTE



North East Essex Direct Patient Care Trends – Headcount and FTE



North East Essex Administration/Non-Clinical Trends – Headcount and FTE



Head Count
680

FTE
486

West Essex GP Practices Workforce Information

June 2023

West Essex Workforce Roles in Primary Care – Headcount and FTE



Doctors

GP Partners: HC = 91 FTE = 79	GP Regular Locums: HC = 18 FTE = 9	GP Retainers: HC = 3 FTE = 1	GPs in Training Grades: HC = 62 FTE = 57	Salaried GPs: HC = 77 FTE = 44
---	--	--	---	--

Key
HC = Head Count
FTE = Full-Time Equivalent



Nurses

Advanced Nurse Practitioners: HC = 25 FTE = 19	Extended Role Practice Nurses: HC = 0 FTE = 0	Nurse Dispensers: HC = 0 FTE = 0	Nurse Specialists: HC = 1 FTE = 0	Nursing Partners: HC = 1 FTE = 1	Other Nurses: HC = 0 FTE = 0	Practice Nurses: HC = 70 FTE = 50	Trainee Nurses: HC = 0 FTE = 0
--	---	--	---	--	--	---	--



Direct Patient Care

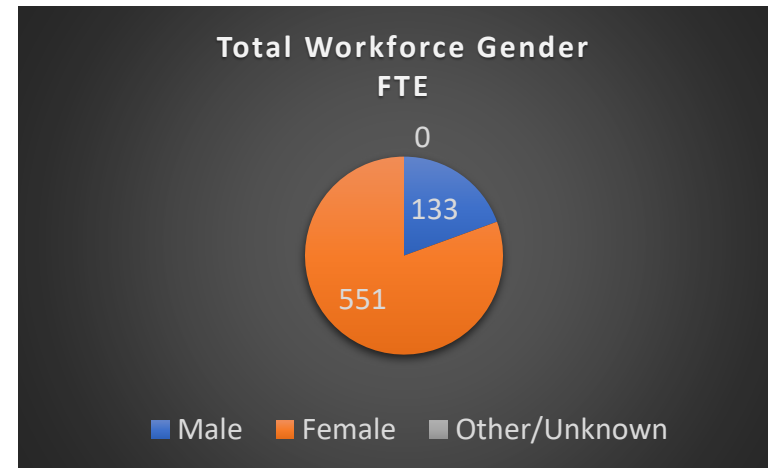
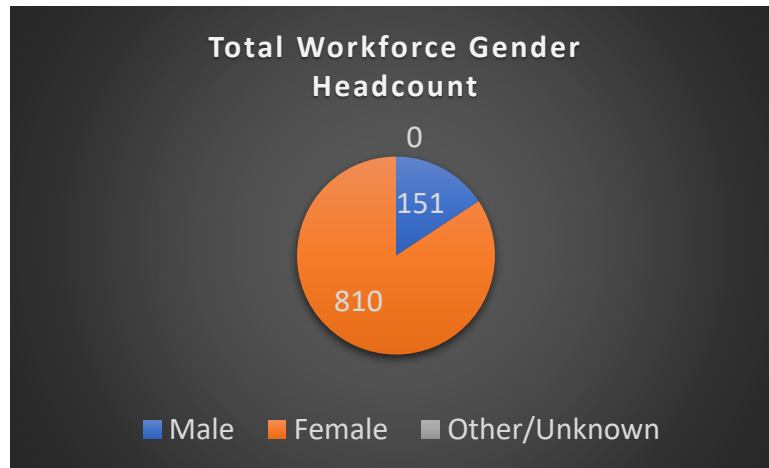
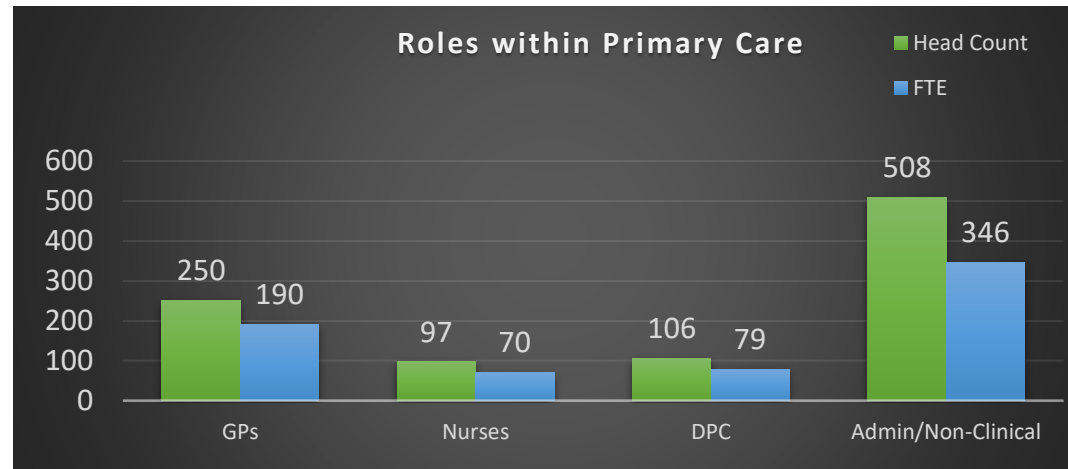
Advanced Paramedic Practitioners: HC = 1 FTE = 1	Advanced Pharmacist Practitioners: HC = 1 FTE = 1	Advanced Physiotherapist Practitioners: HC = 0 FTE = 0	Apprentices: HC = 0 FTE = 0	Dispensers: HC = 30 FTE = 23	General Practice Assistants: HC = 1 FTE = 1	Health Support Workers: HC = 2 FTE = 2
Health Care Assistants: HC = 56 FTE = 40	Nursing Associates: HC = 0 FTE = 0	Other Direct Patient Care: HC = 1 FTE = 1	Paramedics: HC = 4 FTE = 4	Pharmacists: HC = 7 FTE = 4	Pharmacy Technicians: HC = 0 FTE = 0	Phlebotomists: HC = 1 FTE = 1
Physician Associates: HC = 0 FTE = 0	Physiotherapists: HC = 0 FTE = 0	Social Prescribing Link Workers: HC = 2 FTE = 2	Therapists: HC = 0 FTE = 0			



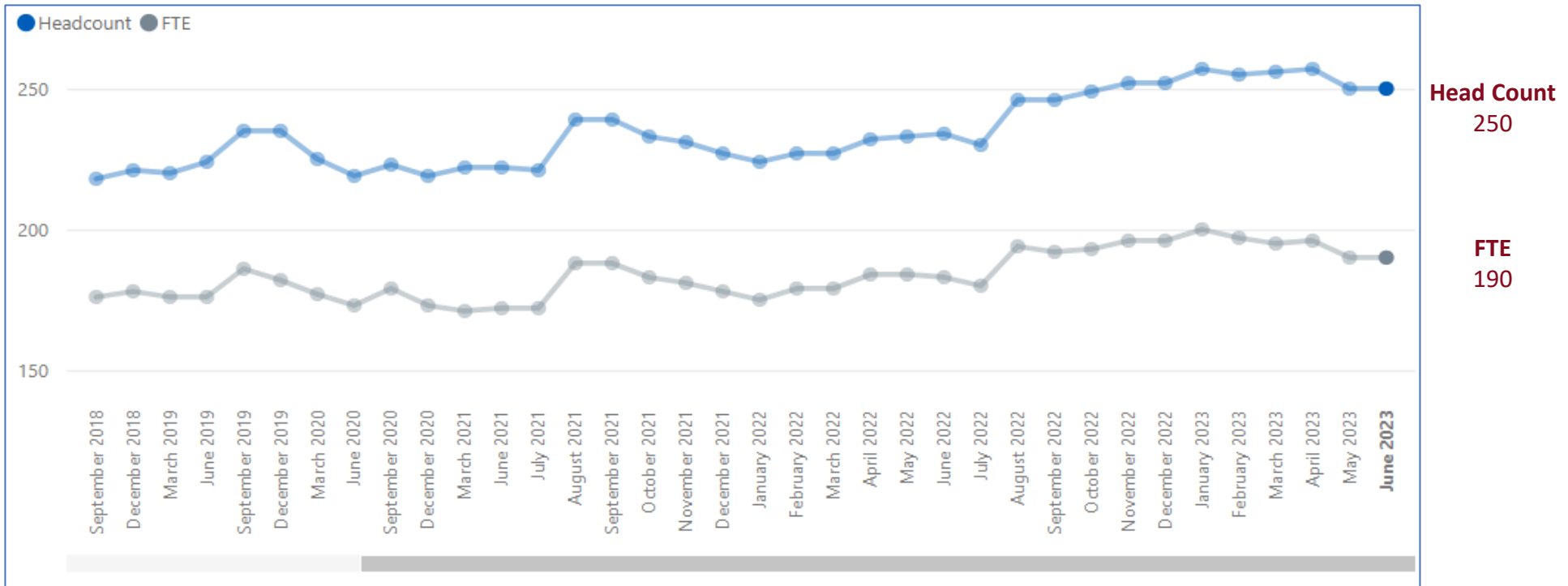
Administration

Apprentices: HC = 0 FTE = 0	Estates & Ancillary: HC = 2 FTE = 1	Management Partners: HC = 1 FTE = 1	Managers: HC = 50 FTE = 43	Medical Secretaries: HC = 51 FTE = 34	Other Admin/Non-clinical: HC = 121 FTE = 87	Receptionists: HC = 283 FTE = 180	Telephonists: HC = 1 FTE = 1
---	---	---	--	---	---	---	--

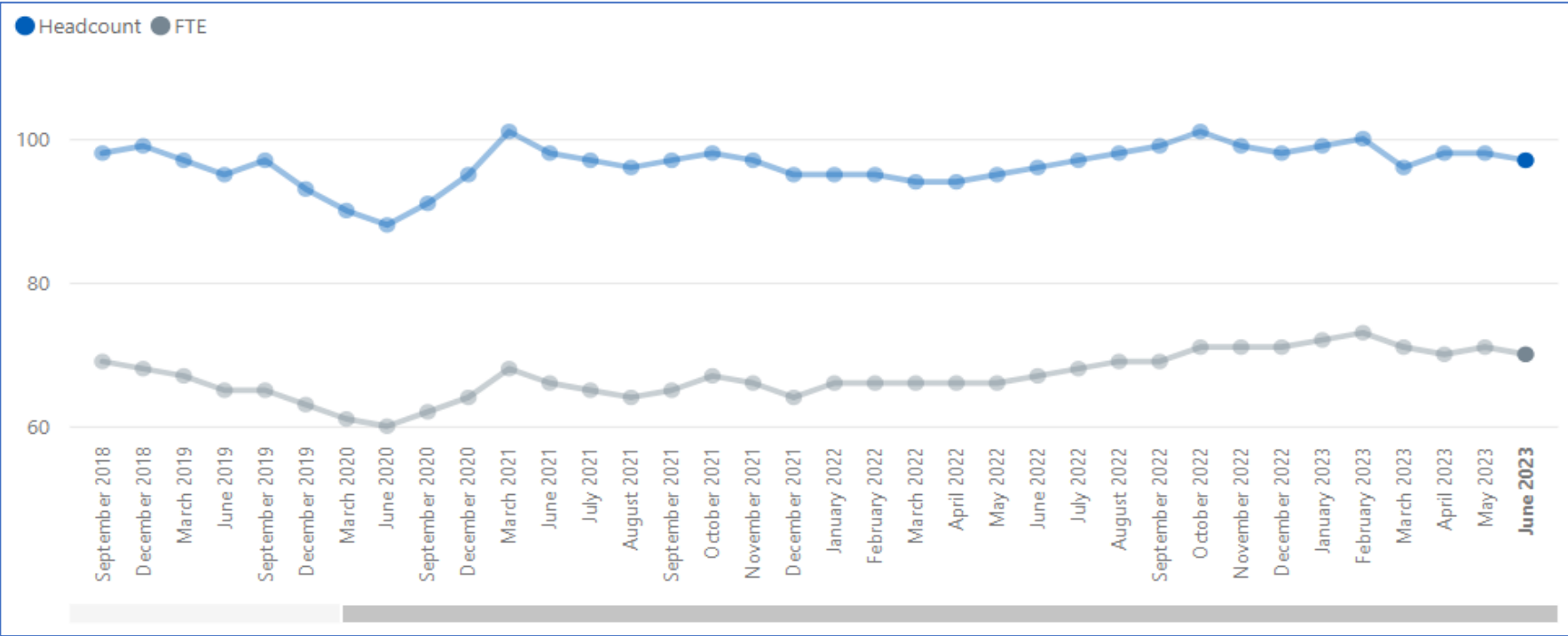
West Essex Demographics – Headcount and FTE



West Essex GP Trends – Headcount and FTE



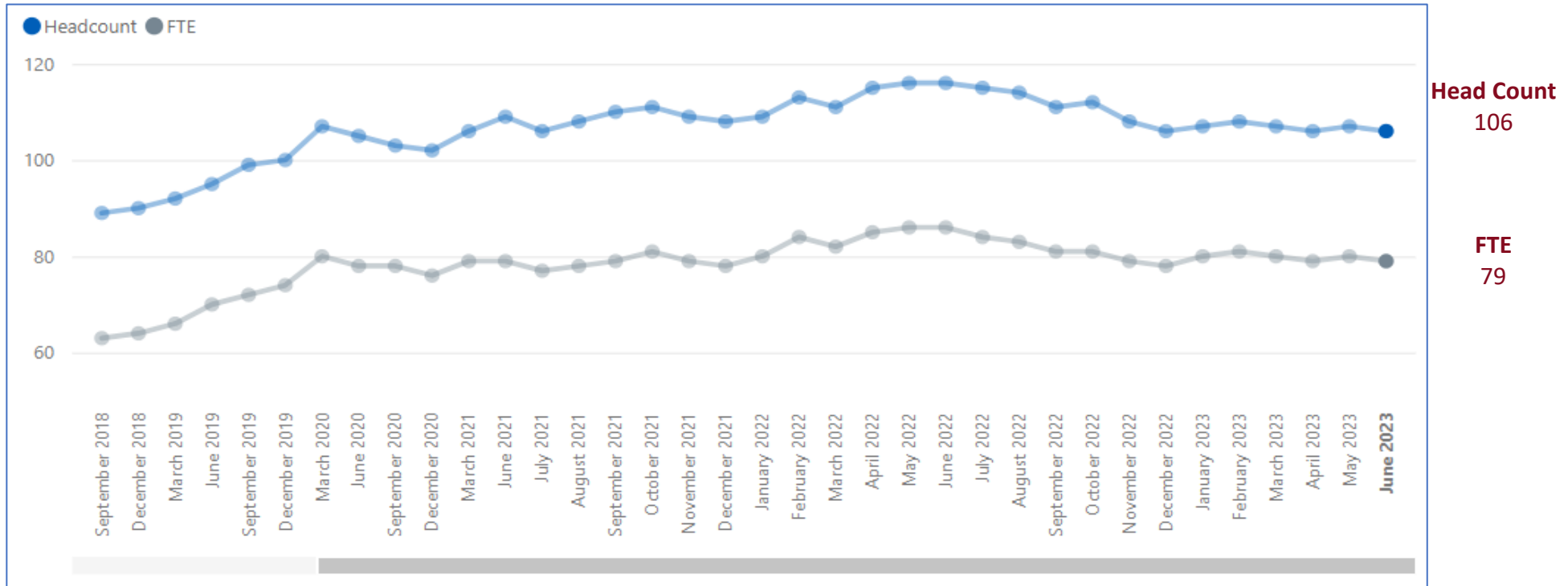
West Essex Nurses Trends – Headcount and FTE



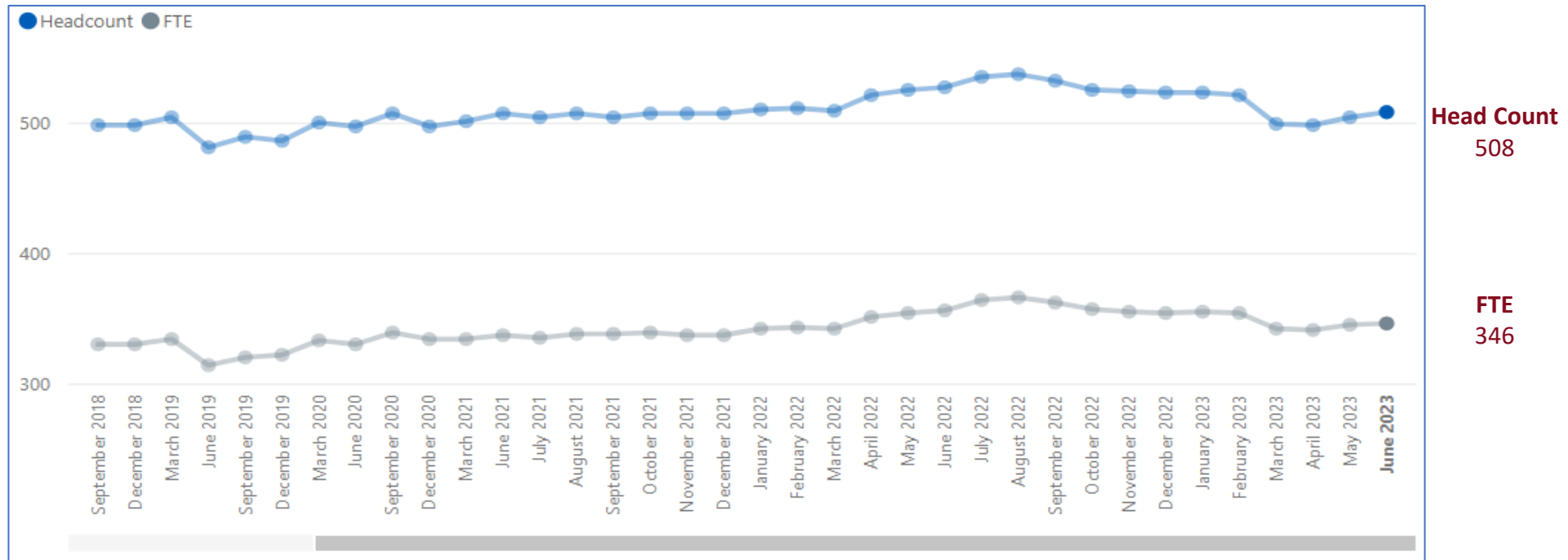
Head Count
97

FTE
70

West Essex Direct Patient Care Trends – Headcount and FTE



West Essex Administration/Non-Clinical Trends – Headcount and FTE



Mid Essex GP Practices Workforce Information

June 2023

Mid Essex Workforce Roles in Primary Care – Headcount and FTE



GP Partners: HC = 114 FTE = 113	GP Regular Locums: HC = 6 FTE = 4	GP Retainers: HC = 1 FTE = 0	GPs in Training Grades: HC = 52 FTE = 50	Salaried GPs: HC = 89 FTE = 53
---	---	--	---	---

Key
HC = Head Count
FTE = Full-Time Equivalent



Advanced Nurse Practitioners: HC = 45 FTE = 34	Extended Role Practice Nurses: HC = 2 FTE = 2	Nurse Dispensers: HC = 1 FTE = 1	Nurse Specialists: HC = 0 FTE = 0	Nursing Partners: HC = 0 FTE = 0	Other Nurses: HC = 2 FTE = 1	Practice Nurses: HC = 120 FTE = 76	Trainee Nurses: HC = 0 FTE = 0
--	---	--	---	--	--	--	--

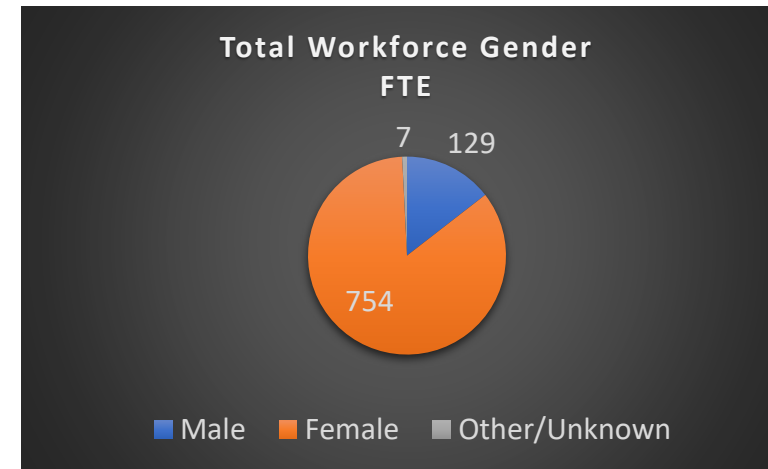
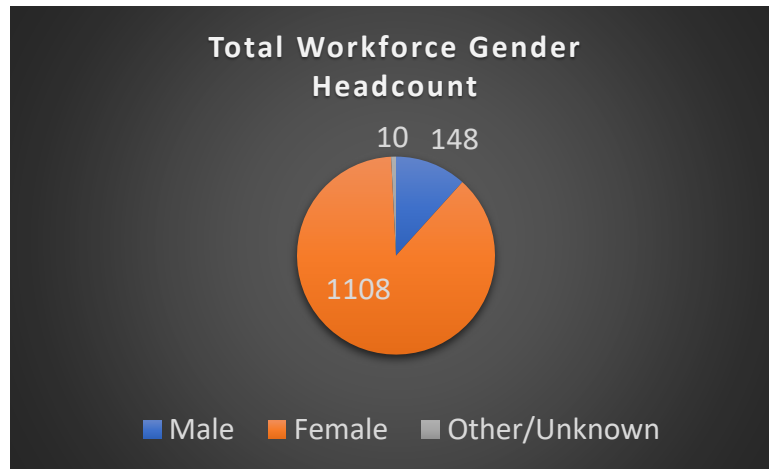
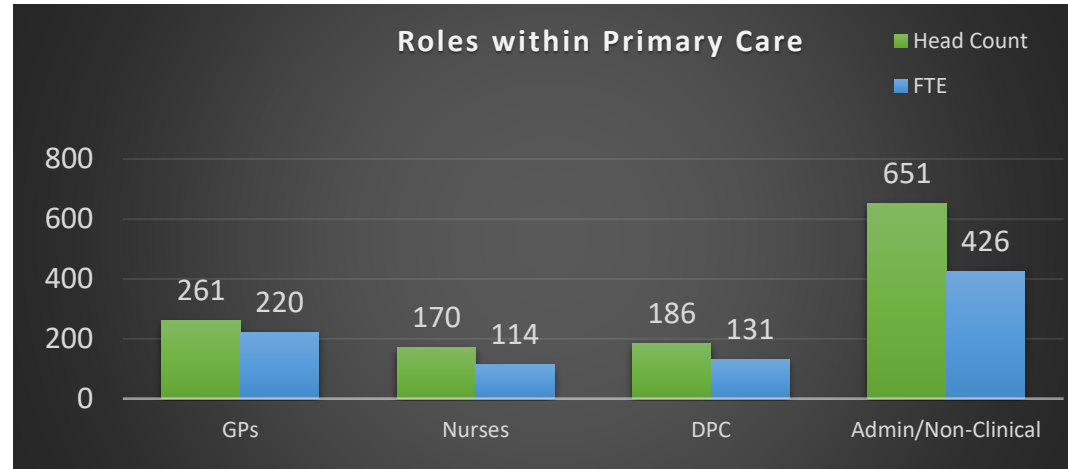


Advanced Paramedic Practitioners: HC = 4 FTE = 4	Advanced Pharmacist Practitioners: HC = 6 FTE = 5	Advanced Physiotherapist Practitioners: HC = 1 FTE = 1	Apprentices: HC = 0 FTE = 0	Dispensers: HC = 76 FTE = 54	Health Support Workers: HC = 0 FTE = 0	Health Care Assistants: HC = 58 FTE = 38
Nursing Associates: HC = 0 FTE = 0	Other Direct Patient Care: HC = 5 FTE = 2	Paramedics: HC = 12 FTE = 10	Pharmacists: HC = 15 FTE = 10	Pharmacy Technicians: HC = 2 FTE = 1	Phlebotomists: HC = 2 FTE = 1	Physician Associates: HC = 2 FTE = 2
Physiotherapists: HC = 1 FTE = 1	Social Prescribing Link Workers: HC = 1 FTE = 0	Therapists: HC = 0 FTE = 0	Trainee Nursing Associates: HC = 1 FTE = 1			

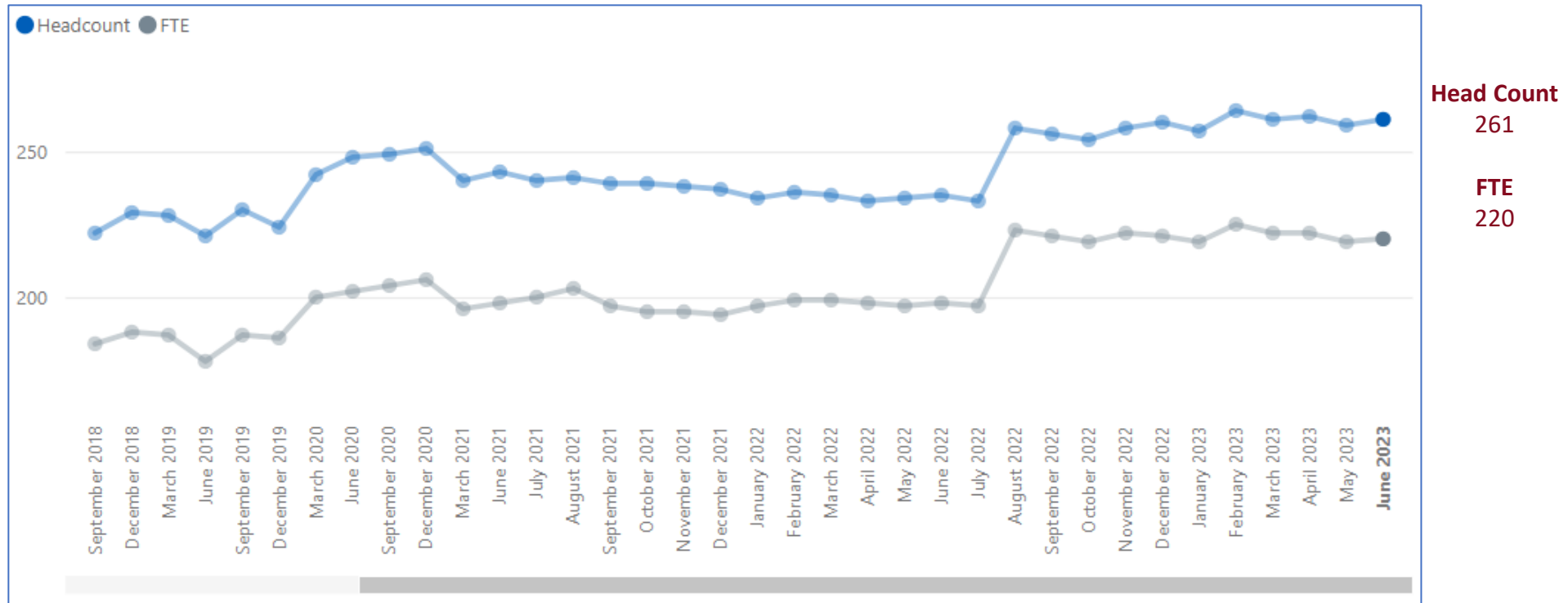


Apprentices: HC = 2 FTE = 2	Estates & Ancillary: HC = 7 FTE = 2	Management Partners: HC = 2 FTE = 2	Managers: HC = 61 FTE = 54	Medical Secretaries: HC = 79 FTE = 51	Other Admin/Non-clinical: HC = 181 FTE = 119	Receptionists: HC = 321 FTE = 195	Telephonists: HC = 1 FTE = 1
---	---	---	--	---	--	---	--

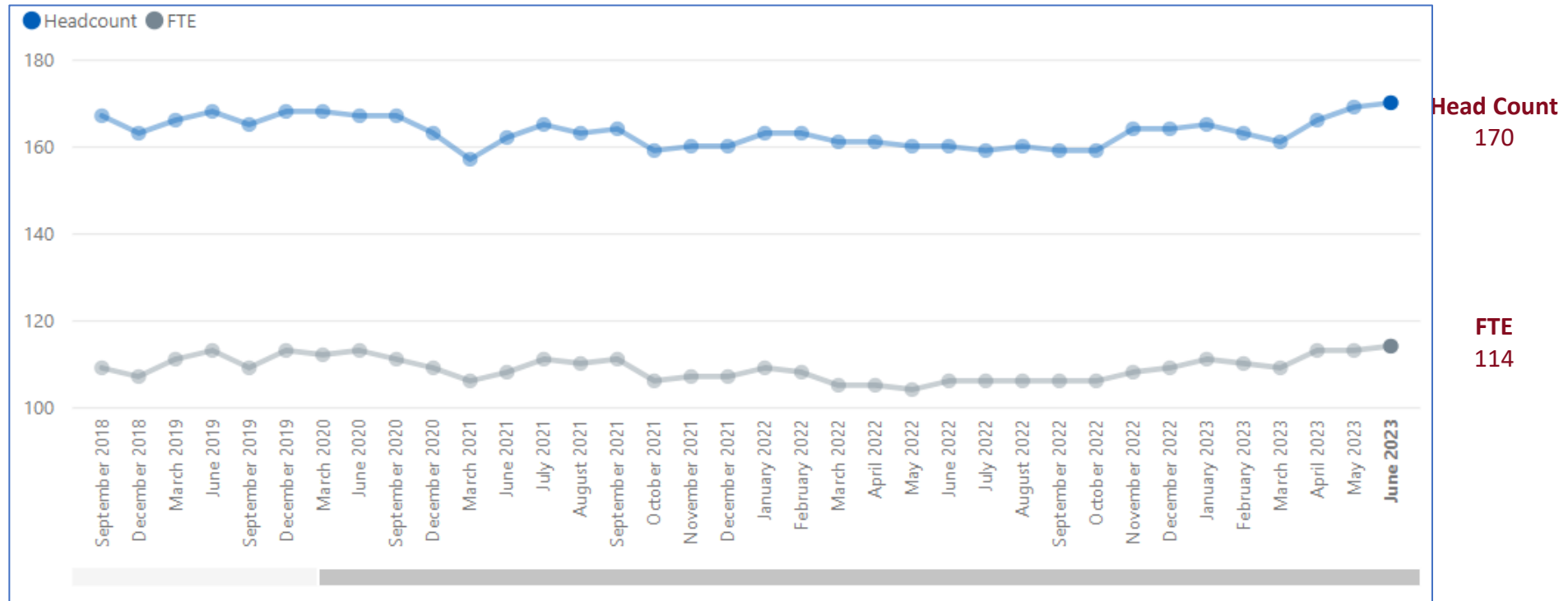
Mid Essex Demographics – Headcount and FTE



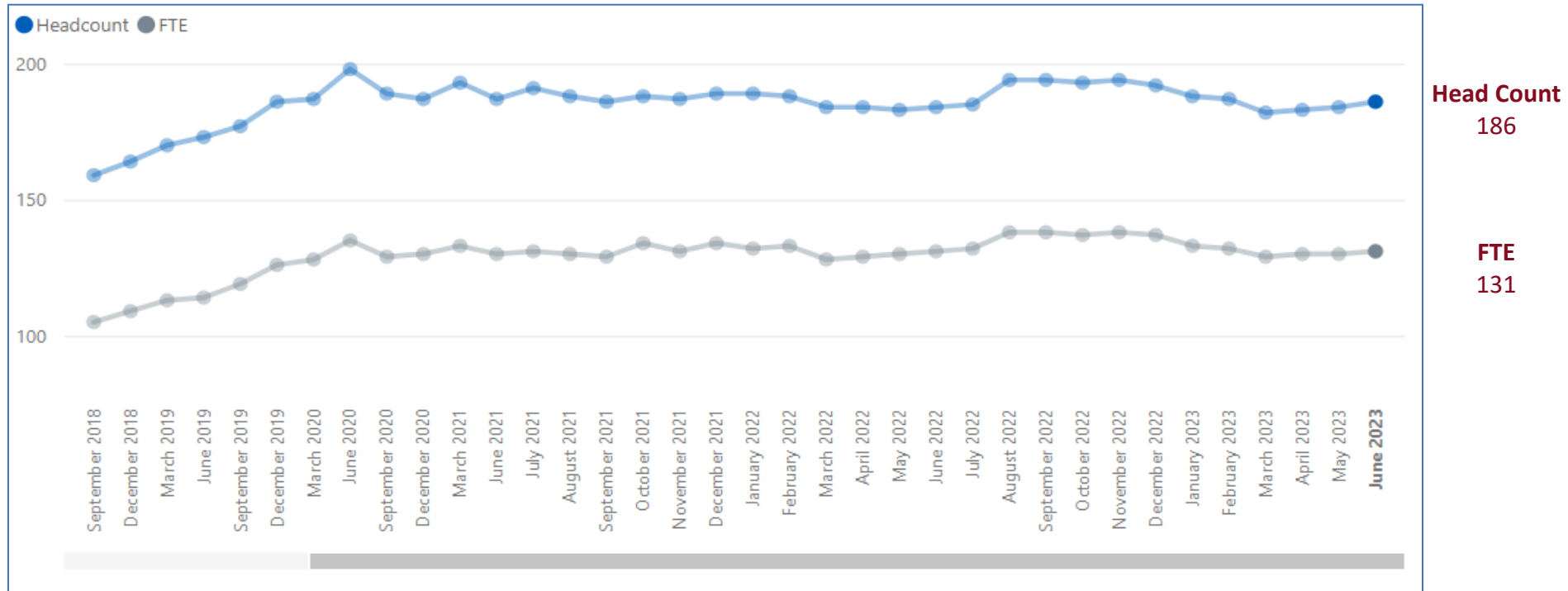
Mid Essex GP Trends – Headcount and FTE



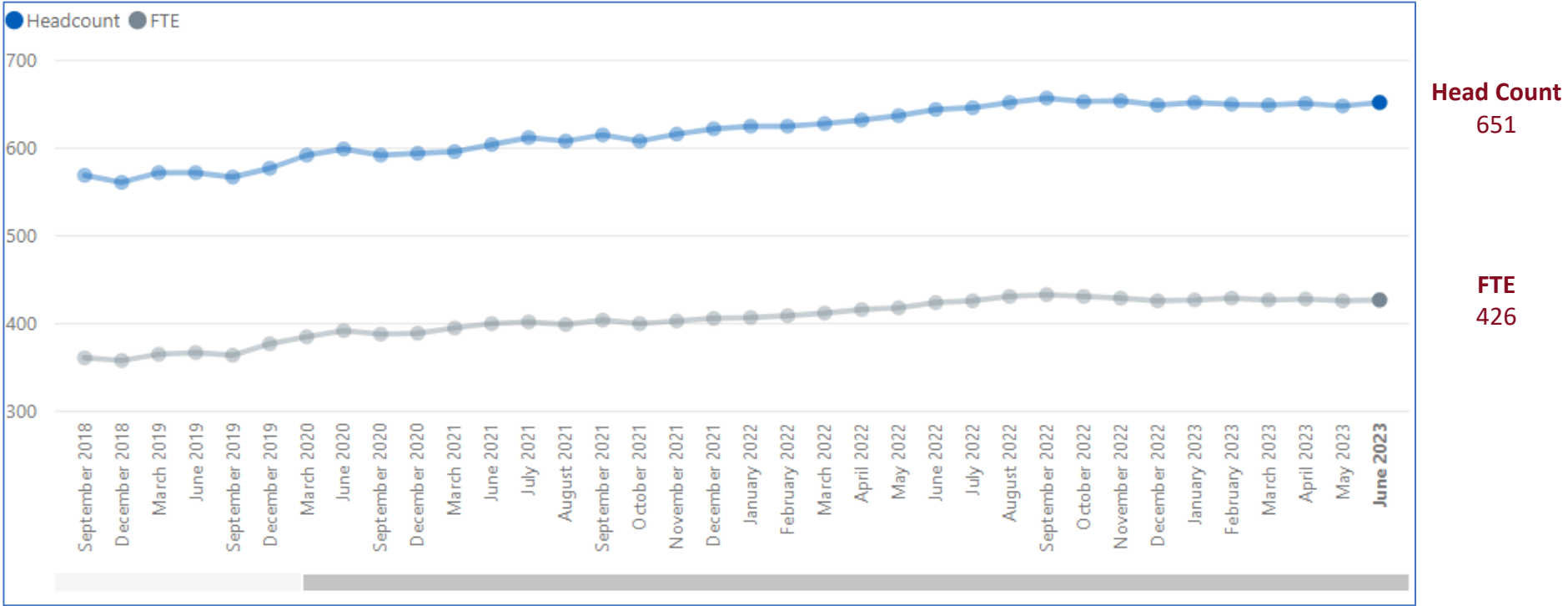
Mid Essex Nurses Trends – Headcount and FTE



Mid Essex Direct Patient Care Trends – Headcount and FTE



Mid Essex Administration/Non-Clinical Trends – Headcount and FTE



**Basildon & Brentwood
GP Practices
Workforce Information**

June 2023

Basildon & Brentwood Workforce Roles in Primary Care – Headcount and FTE



GP Partners:
HC = 97
FTE = 84

GP Regular Locums:
HC = 10
FTE = 4

GP Retainers:
HC = 1
FTE = 1

GPs in Training
 Grades:
HC = 19
FTE = 17

Salaried
 GPs:
HC = 37
FTE = 21

Key
 HC = Head Count
 FTE = Full-Time Equivalent



Advanced Nurse
 Practitioners:
HC = 19
FTE = 15

Extended Role
 Practice Nurses:
HC = 0
FTE = 0

Nurse
 Dispensers:
HC = 0
FTE = 0

Nurse
 Specialists:
HC = 0
FTE = 0

Nursing
 Partners:
HC = 0
FTE = 0

Other
 Nurses:
HC = 2
FTE = 1

Practice
 Nurses:
HC = 75
FTE = 45

Trainee
 Nurses:
HC = 1
FTE = 0



Advanced Paramedic
 Practitioners:
HC = 0
FTE = 0

Advanced Pharmacist
 Practitioners:
HC = 1
FTE = 1

Advanced Physiotherapist
 Practitioners:
HC = 0
FTE = 0

Apprentices:
HC = 0
FTE = 0

Dispensers:
HC = 4
FTE = 3

General Practice
 Assistants:
HC = 1
FTE = 1

Health Support
 Workers:
HC = 0
FTE = 0

Health Care
 Assistants:
HC = 31
FTE = 19

Nursing
 Associates:
HC = 0
FTE = 0

Other Direct
 Patient Care:
HC = 3
FTE = 2

Paramedics:
HC = 1
FTE = 1

Pharmacists:
HC = 11
FTE = 7

Pharmacy
 Technicians:
HC = 0
FTE = 0

Phlebotomists:
HC = 1
FTE = 0

Physician
 Associates:
HC = 3
FTE = 3

Physiotherapists:
HC = 0
FTE = 0

Social Prescribing
 Link Workers:
HC = 0
FTE = 0

Therapists:
HC = 0
FTE = 0



Apprentices:
HC = 3
FTE = 3

Estates
 & Ancillary:
HC = 3
FTE = 2

Management
 Partners:
HC = 0
FTE = 0

Managers:
HC = 43
FTE = 38

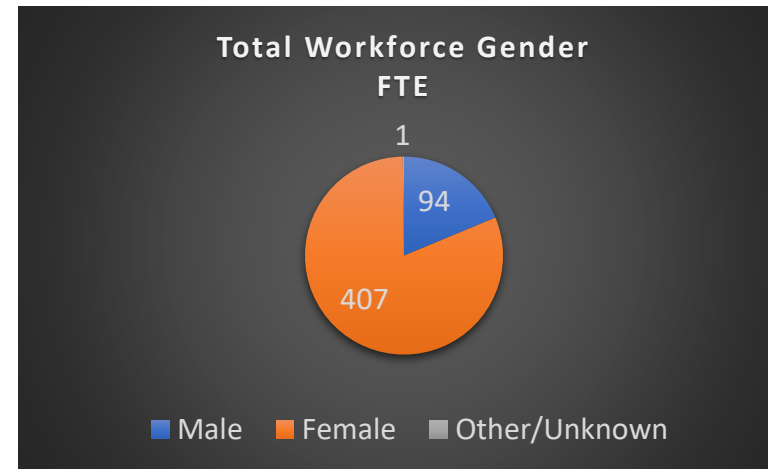
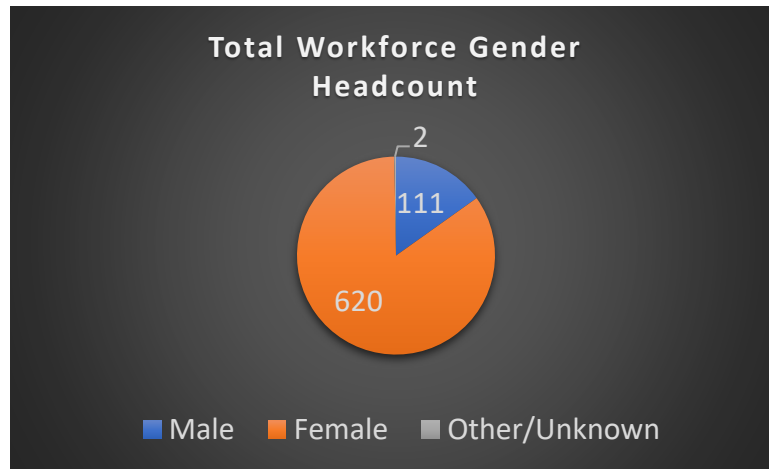
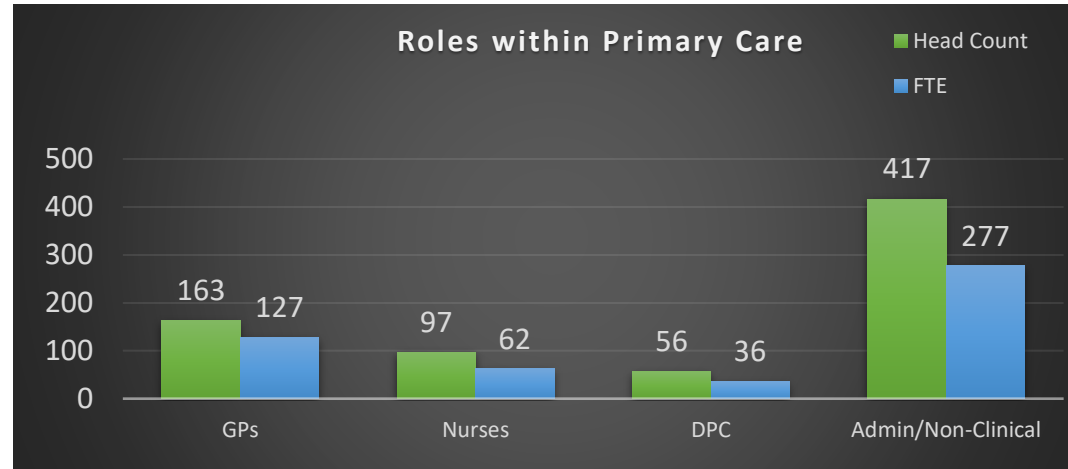
Medical
 Secretaries:
HC = 41
FTE = 29

Other Admin/Non-
 clinical:
HC = 68
FTE = 41

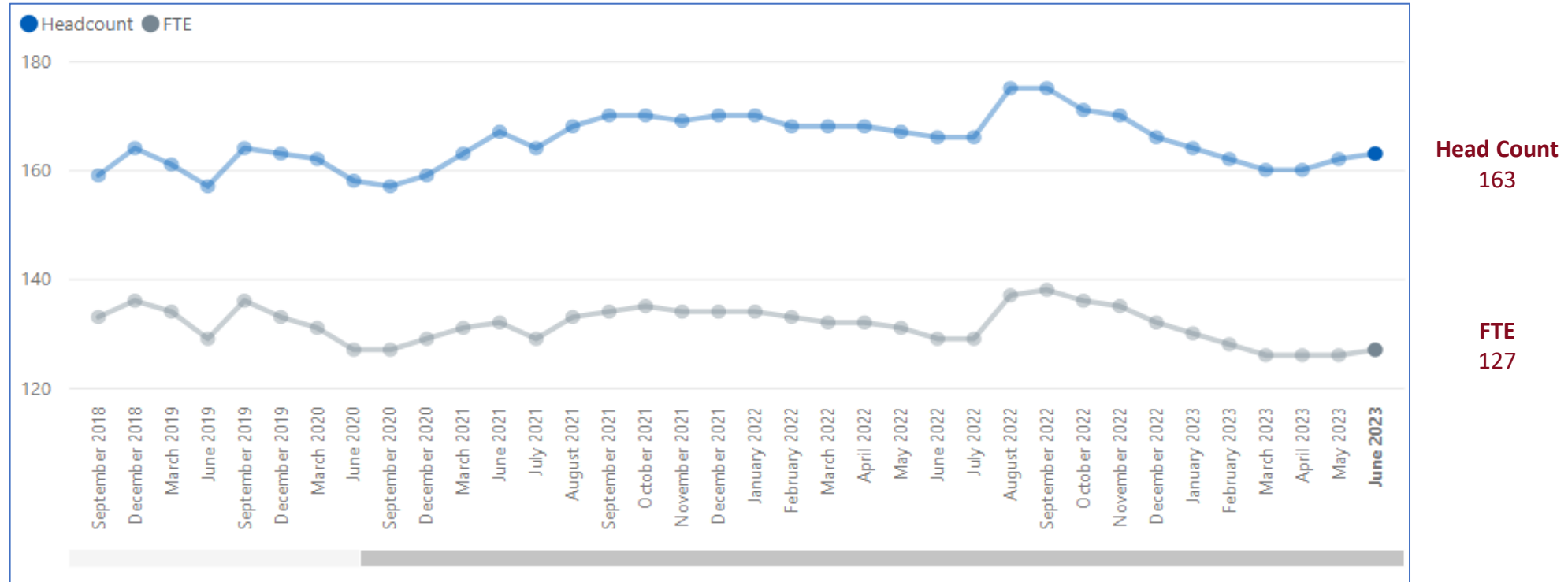
Receptionists:
HC = 258
FTE = 165

Telephonists:
HC = 1
FTE = 0

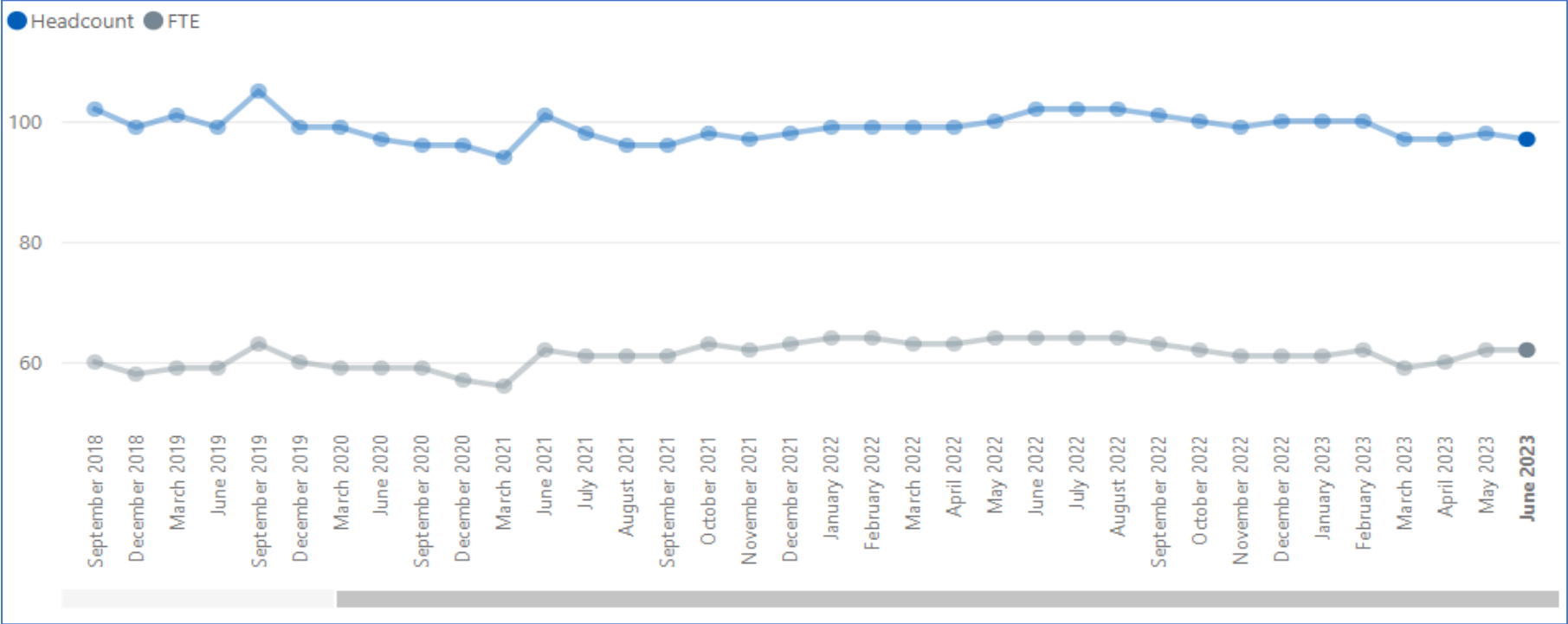
Basildon & Brentwood Demographics – Headcount and FTE



Basildon & Brentwood GP Trends – Headcount and FTE



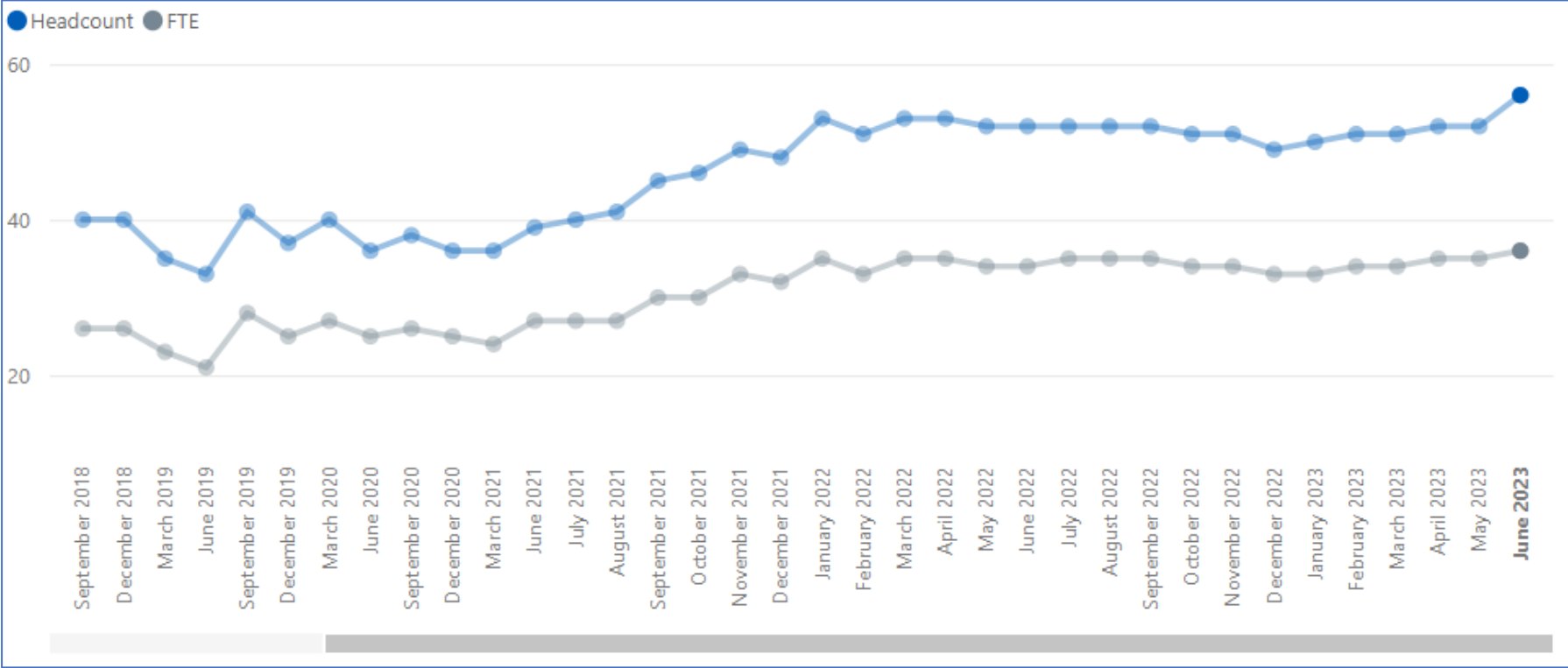
Basildon & Brentwood Nurses Trends – Headcount and FTE



Head Count
97

FTE
62

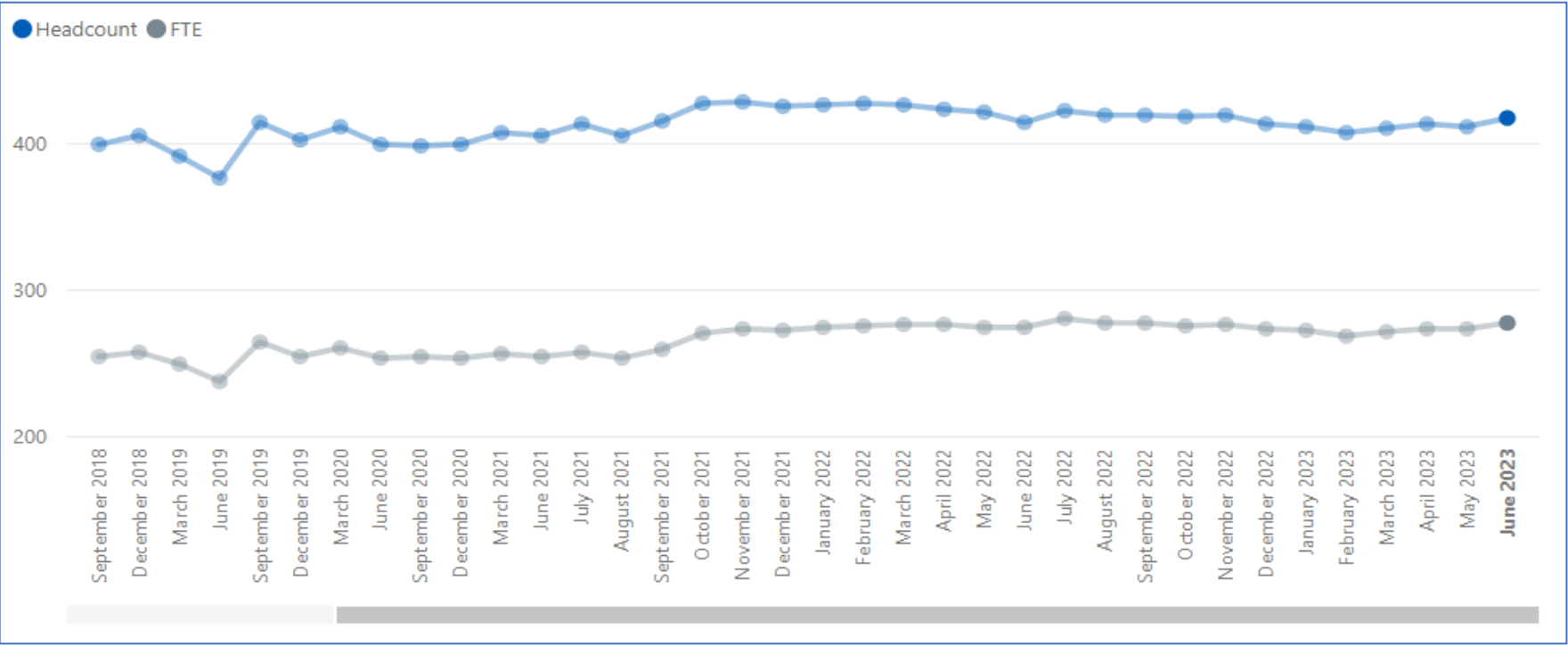
Basildon & Brentwood Direct Patient Care Trends – Headcount and FTE



Head Count
56

FTE
36

Basildon & Brentwood Essex Administration/Non-Clinical Trends – Headcount and FTE



Head Count
417

FTE
277

Thurrock GP Practices Workforce Information

June 2023

Thurrock Workforce Roles in Primary Care – Headcount and FTE



GP Partners:
HC = 41
FTE = 40

GP Regular Locums:
HC = 18
FTE = 11

GP Retainers:
HC = 0
FTE = 0

GPs in Training
 Grades:
HC = 11
FTE = 11

Salaried
 GPs:
HC = 23
FTE = 17

Key
 HC = Head Count
 FTE = Full-Time Equivalent



Advanced Nurse
 Practitioners:
HC = 15
FTE = 10

Extended Role
 Practice Nurses:
HC = 1
FTE = 1

Nurse
 Dispensers:
HC = 0
FTE = 0

Nurse
 Specialists:
HC = 0
FTE = 0

Nursing
 Partners:
HC = 0
FTE = 0

Other
 Nurses:
HC = 0
FTE = 0

Practice
 Nurses:
HC = 44
FTE = 29

Trainee
 Nurses:
HC = 0
FTE = 0



Advanced Paramedic
 Practitioners:
HC = 1
FTE = 0

Advanced Pharmacist
 Practitioners:
HC = 3
FTE = 2

Advanced Physiotherapist
 Practitioners:
HC = 0
FTE = 0

Apprentices:
HC = 2
FTE = 2

Dispensers:
HC = 8
FTE = 6

Health Support
 Workers:
HC = 0
FTE = 0

Health Care
 Assistants:
HC = 19
FTE = 12

Nursing
 Associates:
HC = 2
FTE = 1

Other Direct
 Patient Care:
HC = 3
FTE = 1

Paramedics:
HC = 0
FTE = 0

Pharmacists:
HC = 9
FTE = 7

Pharmacy
 Technicians:
HC = 0
FTE = 0

Phlebotomists:
HC = 1
FTE = 1

Physician
 Associates:
HC = 9
FTE = 7

Physiotherapists:
HC = 0
FTE = 0

Social Prescribing
 Link Workers:
HC = 0
FTE = 0

Therapists:
HC = 0
FTE = 0



Apprentices:
HC = 1
FTE = 1

Estates
 & Ancillary:
HC = 2
FTE = 1

Management
 Partners:
HC = 5
FTE = 5

Managers:
HC = 32
FTE = 29

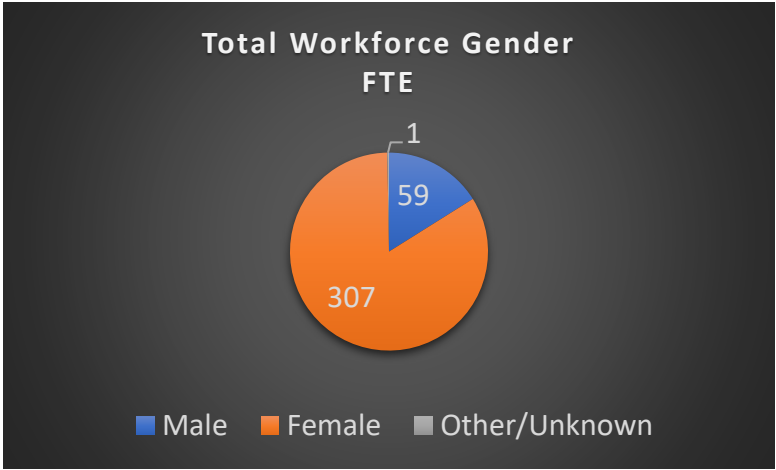
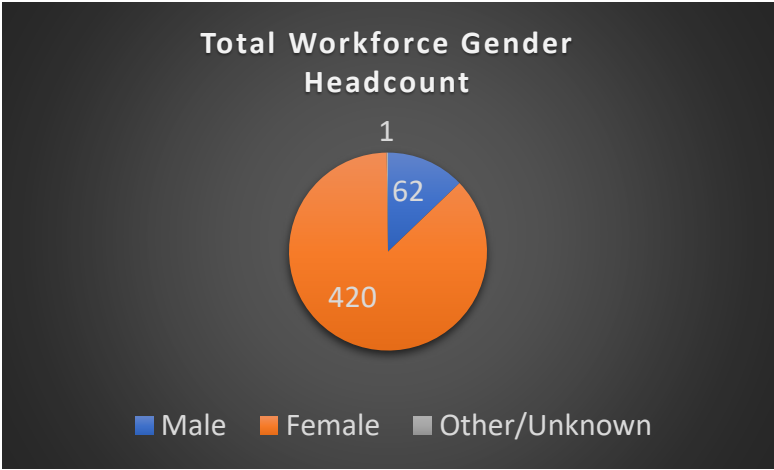
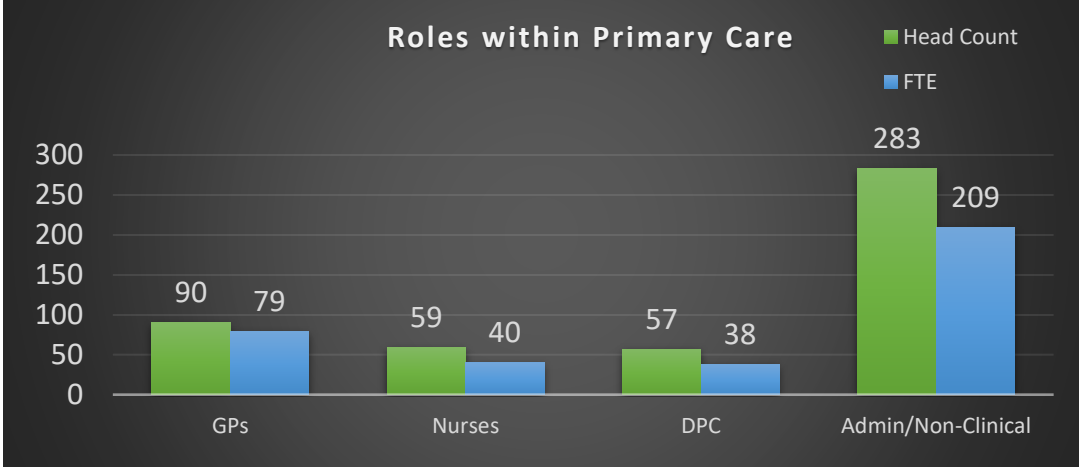
Medical
 Secretaries:
HC = 18
FTE = 14

Other Admin/Non-
 clinical:
HC = 38
FTE = 30

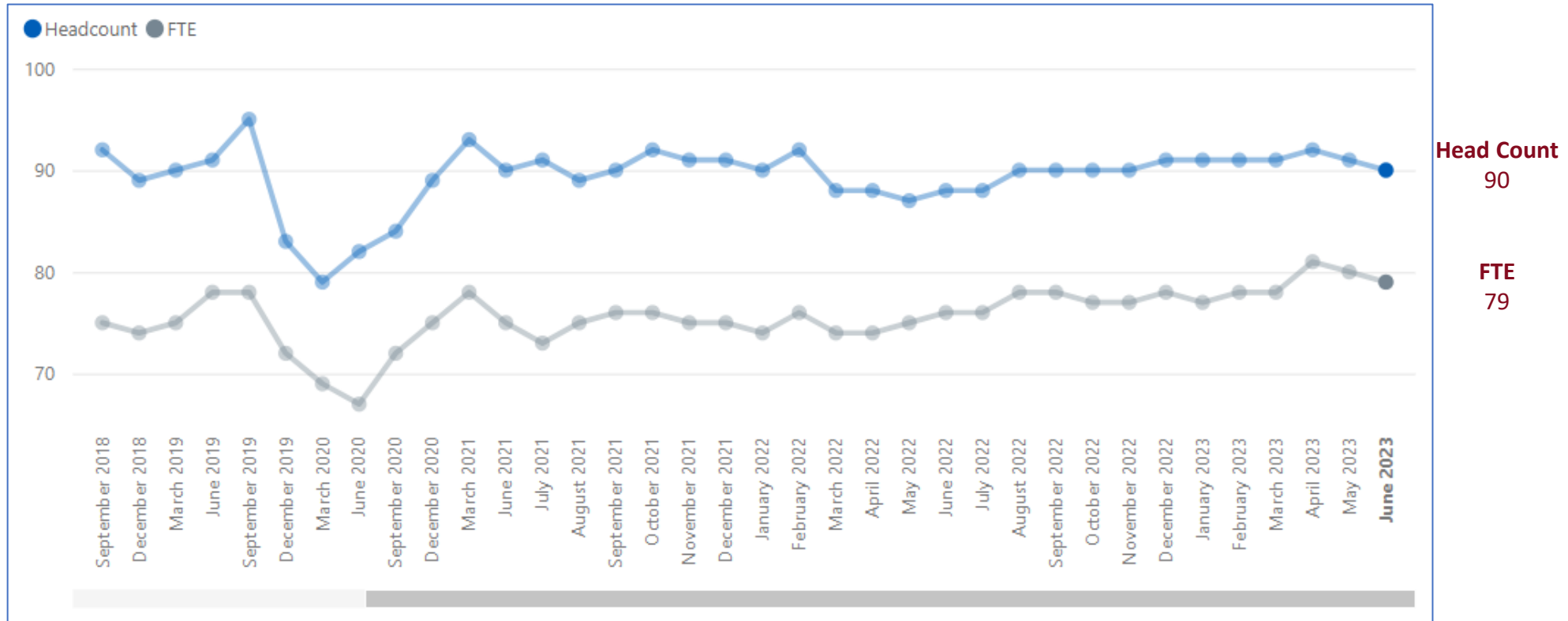
Receptionists:
HC = 189
FTE = 130

Telephonists:
HC = 0
FTE = 0

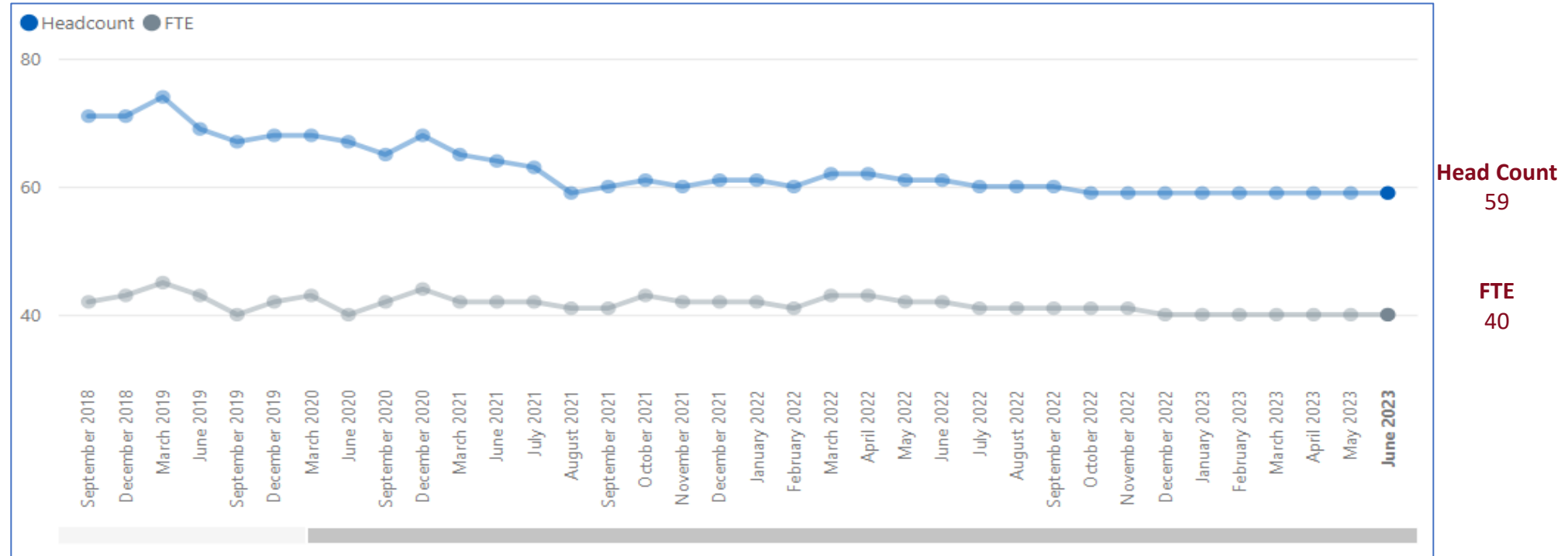
Thurrock Demographics – Headcount and FTE



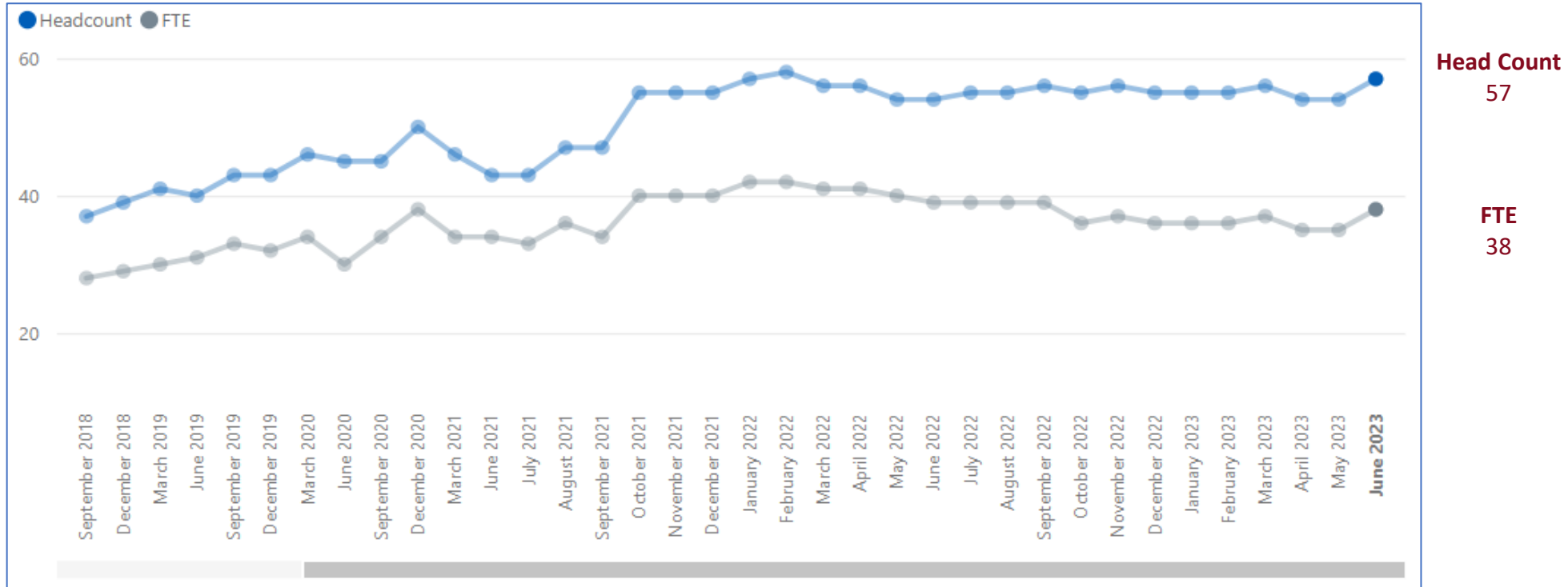
Thurrock GP Trends – Headcount and FTE



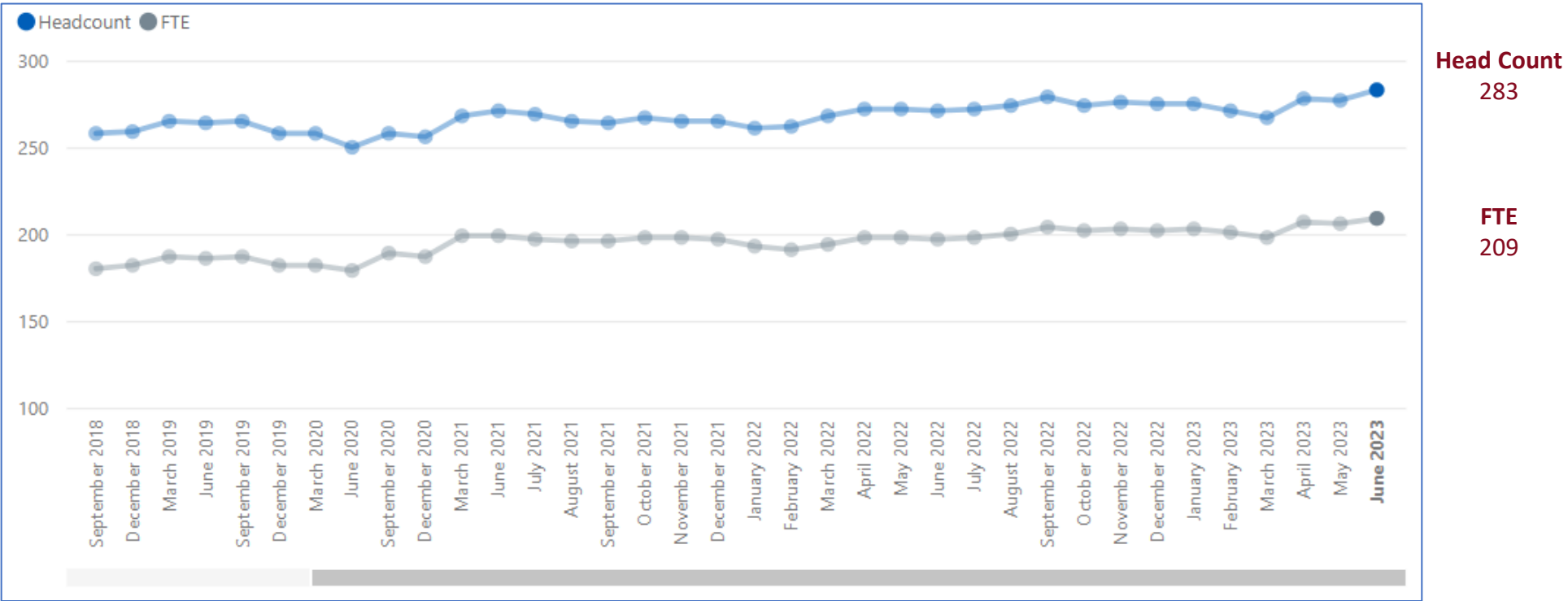
Thurrock Nurses Trends – Headcount and FTE



Thurrock Direct Patient Care Trends – Headcount and FTE



Thurrock Administration/Non-Clinical Trends – Headcount and FTE



**Castle Point & Rochford (CPR)
GP Practices
Workforce Information**

June 2023

CPR Workforce Roles in Primary Care – Headcount and FTE



GP Partners:
HC = 57
FTE = 57

GP Regular Locums:
HC = 12
FTE = 5

GP Retainers:
HC = 0
FTE = 0

GPs in Training
 Grades:
HC = 23
FTE = 22

Salaried
 GPs:
HC = 23
FTE = 19

Key
 HC = Head Count
 FTE = Full-Time Equivalent



Advanced Nurse
 Practitioners:
HC = 11
FTE = 9

Extended Role
 Practice Nurses:
HC = 1
FTE = 1

Nurse
 Dispensers:
HC = 1
FTE = 0

Nurse
 Specialists:
HC = 1
FTE = 1

Nursing
 Partners:
HC = 0
FTE = 0

Other
 Nurses:
HC = 0
FTE = 0

Practice
 Nurses:
HC = 37
FTE = 25

Trainee
 Nurses:
HC = 0
FTE = 0



Advanced Paramedic
 Practitioners:
HC = 1
FTE = 1

Advanced Pharmacist
 Practitioners:
HC = 1
FTE = 0

Advanced Physiotherapist
 Practitioners:
HC = 0
FTE = 0

Apprentices:
HC = 0
FTE = 0

Dispensers:
HC = 0
FTE = 0

Health Support
 Workers:
HC = 0
FTE = 0

Health Care
 Assistants:
HC = 26
FTE = 19

Nursing
 Associates:
HC = 2
FTE = 1

Other Direct
 Patient Care:
HC = 1
FTE = 1

Paramedics:
HC = 1
FTE = 1

Pharmacists:
HC = 3
FTE = 3

Pharmacy
 Technicians:
HC = 0
FTE = 0

Phlebotomists:
HC = 9
FTE = 5

Physician
 Associates:
HC = 2
FTE = 2

Physiotherapists:
HC = 1
FTE = 1

Social Prescribing
 Link Workers:
HC = 0
FTE = 0

Therapists:
HC = 0
FTE = 0



Apprentices:
HC = 2
FTE = 1

Estates
 & Ancillary:
HC = 2
FTE = 2

Management
 Partners:
HC = 2
FTE = 2

Managers:
HC = 23
FTE = 20

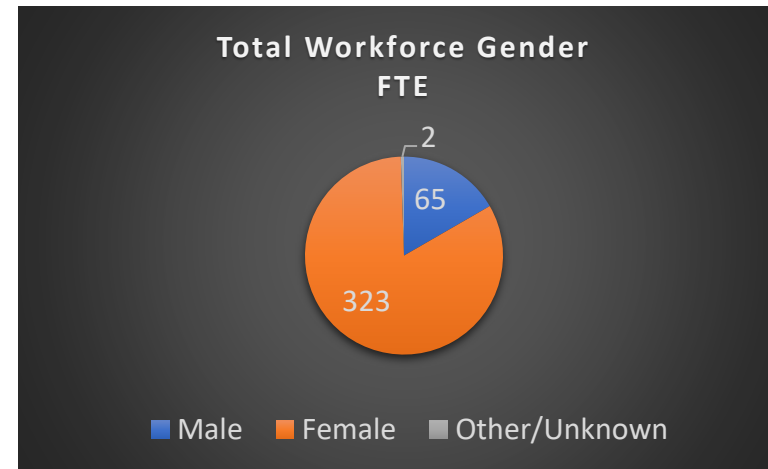
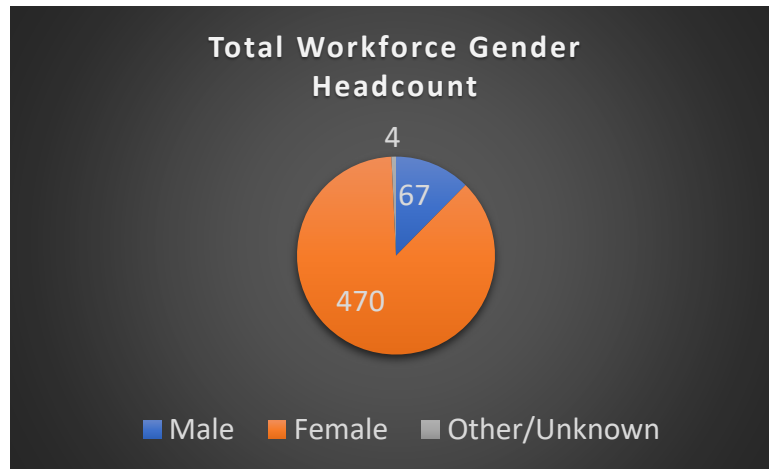
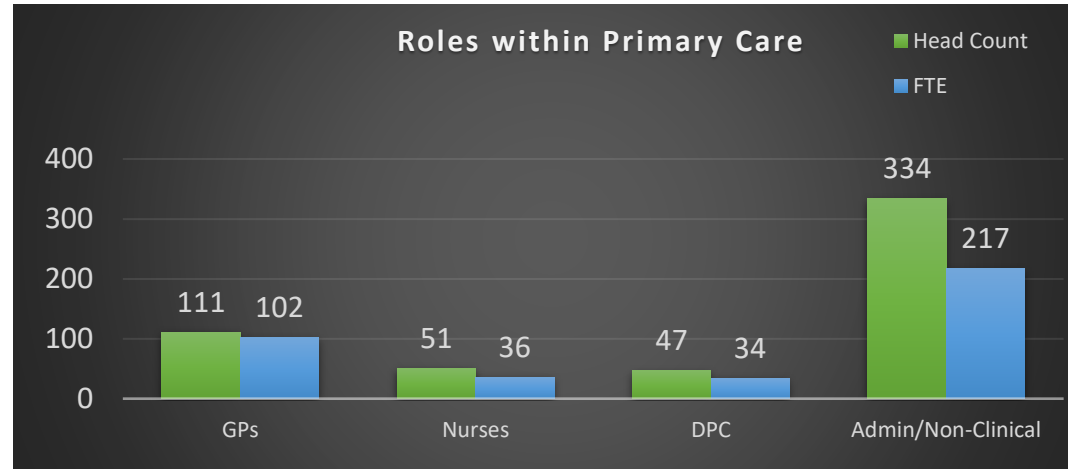
Medical
 Secretaries:
HC = 26
FTE = 19

Other Admin/Non-
 clinical:
HC = 57
FTE = 41

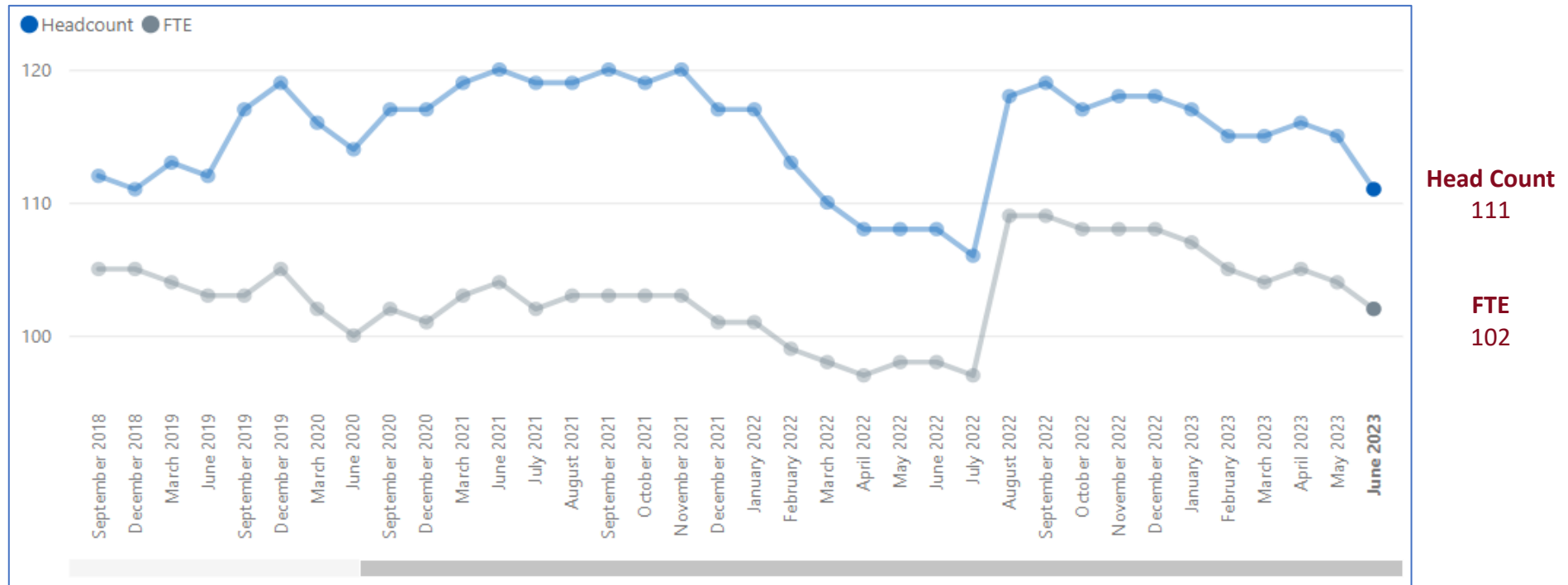
Receptionists:
HC = 221
FTE = 131

Telephonists:
HC = 1
FTE = 1

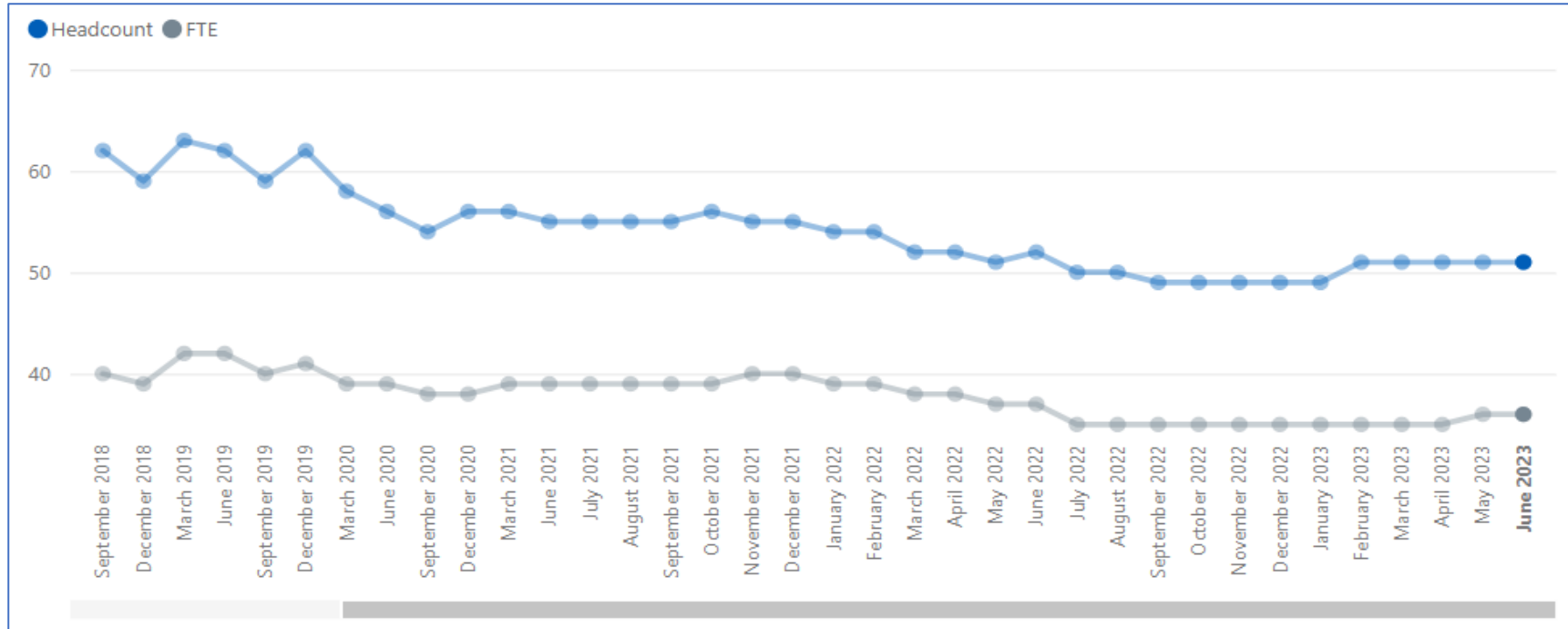
CPR Demographics – Headcount and FTE



CPR GP Trends – Headcount and FTE



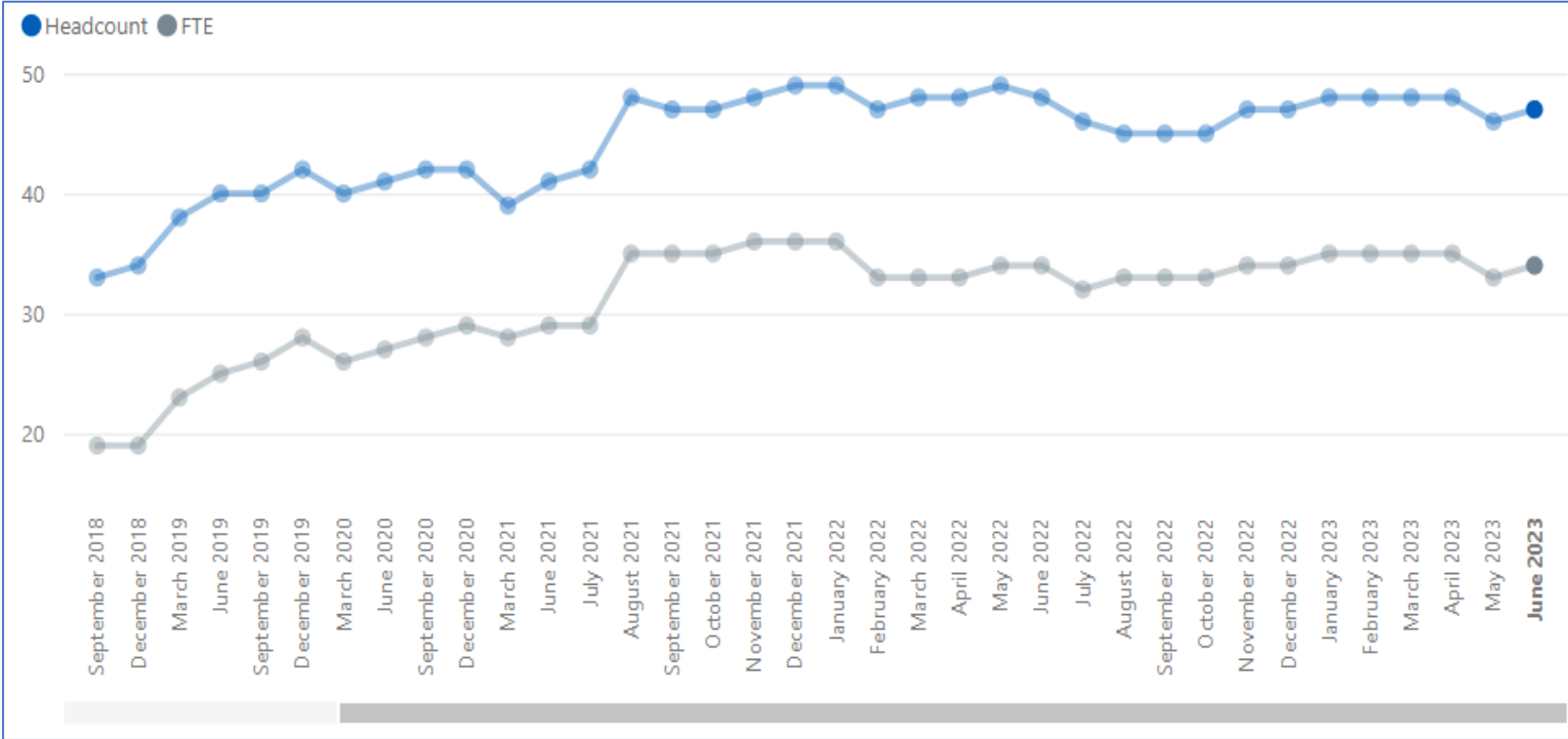
CPR Nurses Trends – Headcount and FTE



Head Count
51

FTE
36

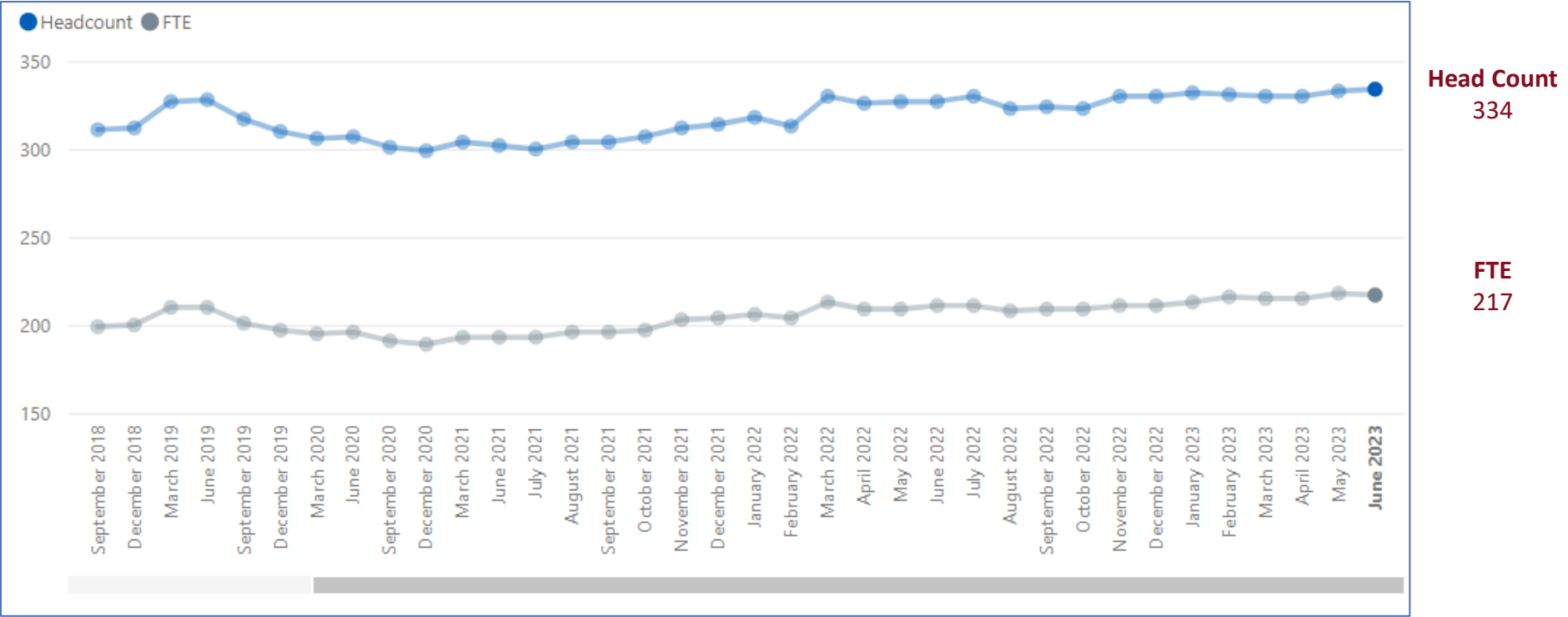
CPR Direct Patient Care Trends – Headcount and FTE



Head Count
47

FTE
34

CPR Administration/Non-Clinical Trends – Headcount and FTE



Southend GP Practices Workforce Information

June 2023

Southend Workforce Roles in Primary Care – Headcount and FTE



GP Partners:
HC = 51
FTE = 47

GP Regular Locums:
HC = 19
FTE = 8

GP Retainers:
HC = 1
FTE = 0

GPs in Training
 Grades:
HC = 23
FTE = 21

Salaried
 GPs:
HC = 41
FTE = 25

Key
 HC = Head Count
 FTE = Full-Time Equivalent



Advanced Nurse
 Practitioners:
HC = 14
FTE = 10

Extended Role
 Practice Nurses:
HC = 4
FTE = 3

Nurse
 Dispensers:
HC = 0
FTE = 0

Nurse
 Specialists:
HC = 1
FTE = 1

Nursing
 Partners:
HC = 0
FTE = 0

Other
 Nurses:
HC = 2
FTE = 2

Practice
 Nurses:
HC = 51
FTE = 29

Trainee
 Nurses:
HC = 2
FTE = 2



Advanced Paramedic
 Practitioners:
HC = 0
FTE = 0

Advanced Pharmacist
 Practitioners:
HC = 0
FTE = 0

Advanced Physiotherapist
 Practitioners:
HC = 0
FTE = 0

Apprentices:
HC = 0
FTE = 0

Dispensers:
HC = 1
FTE = 1

General Practice
 Assistants:
HC = 1
FTE = 0

Health Care
 Assistants:
HC = 23
FTE = 13

Nursing
 Associates:
HC = 0
FTE = 0

Other Direct
 Patient Care:
HC = 0
FTE = 0

Paramedics:
HC = 1
FTE = 1

Pharmacists:
HC = 6
FTE = 4

Pharmacy
 Technicians:
HC = 0
FTE = 0

Phlebotomists:
HC = 1
FTE = 1

Physician
 Associates:
HC = 1
FTE = 1

Physiotherapists:
HC = 0
FTE = 0

Social Prescribing
 Link Workers:
HC = 0
FTE = 0

Therapists:
HC = 0
FTE = 0



Apprentices:
HC = 1
FTE = 1

Estates
 & Ancillary:
HC = 3
FTE = 2

Management
 Partners:
HC = 0
FTE = 0

Managers:
HC = 37
FTE = 31

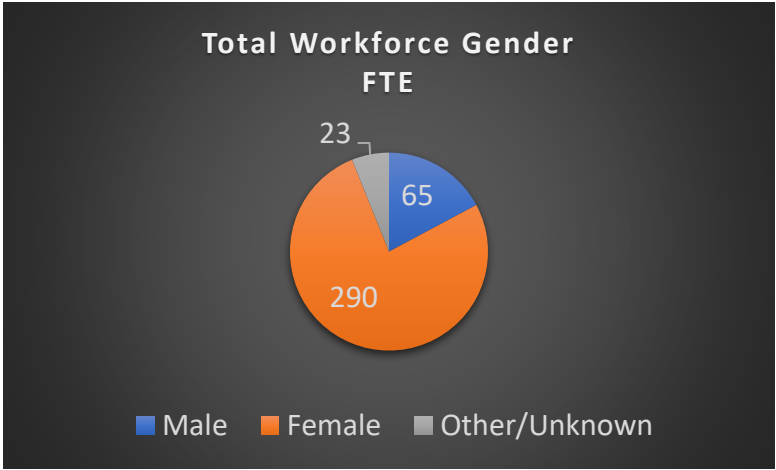
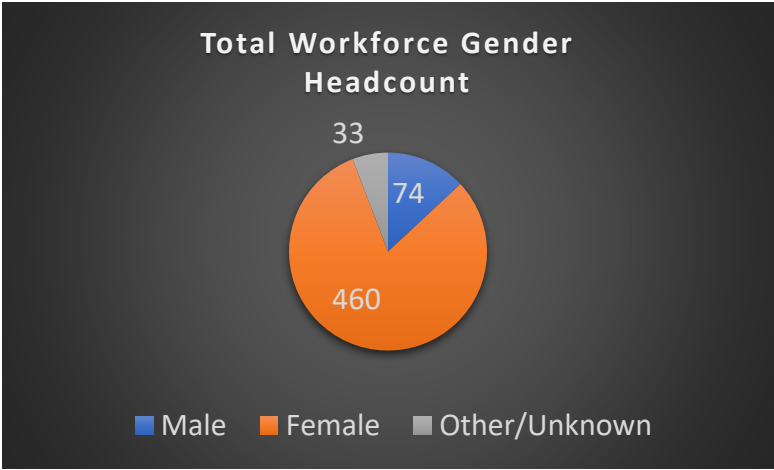
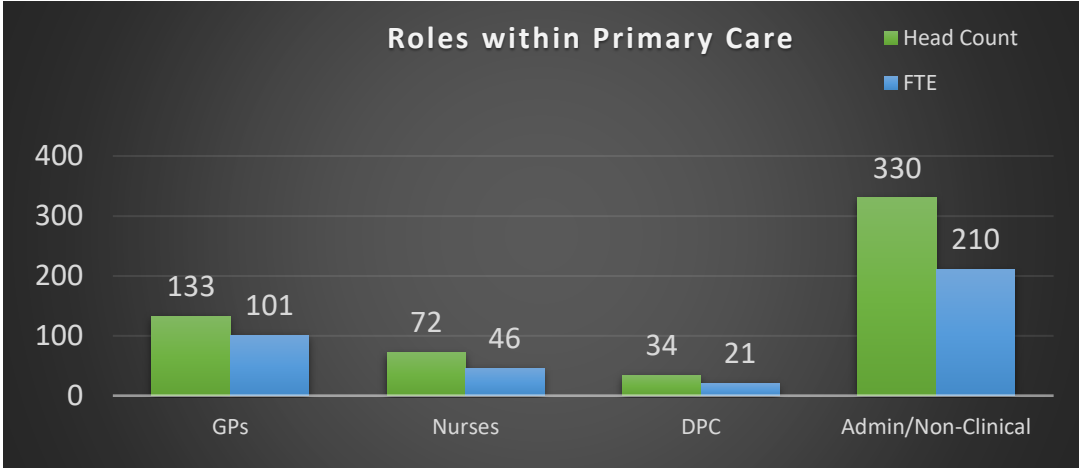
Medical
 Secretaries:
HC = 33
FTE = 21

Other Admin/Non-
 clinical:
HC = 50
FTE = 35

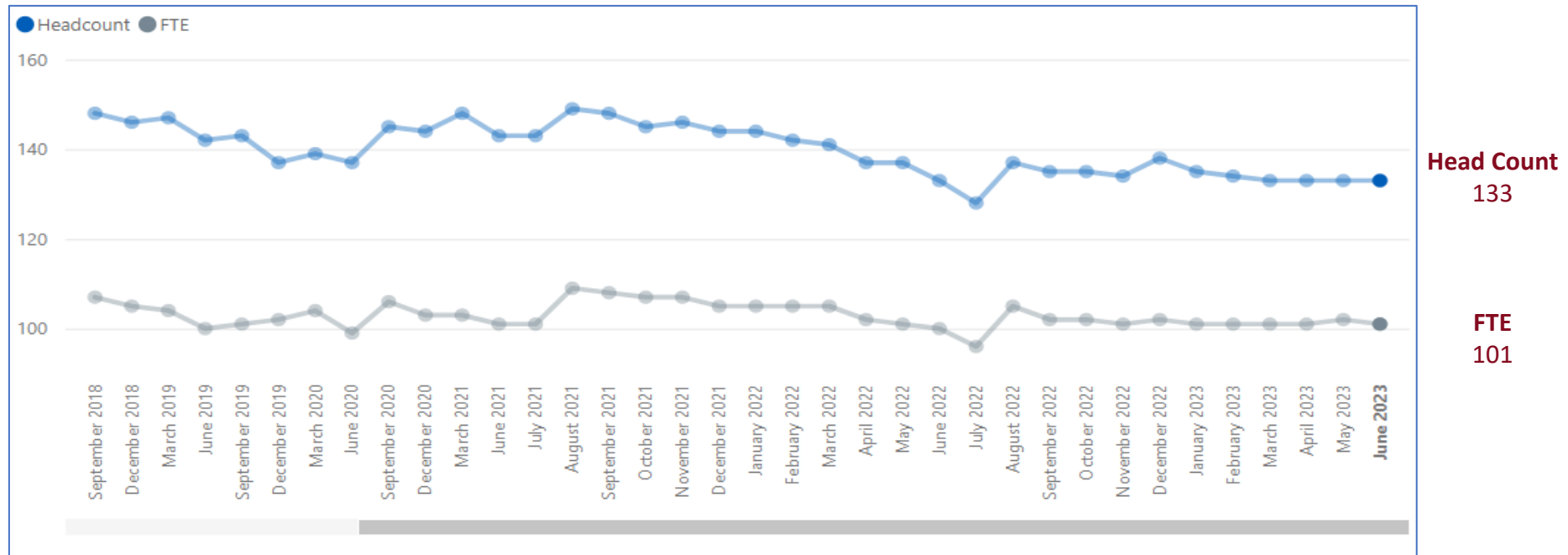
Receptionists:
HC = 205
FTE = 119

Telephonists:
HC = 1
FTE = 1

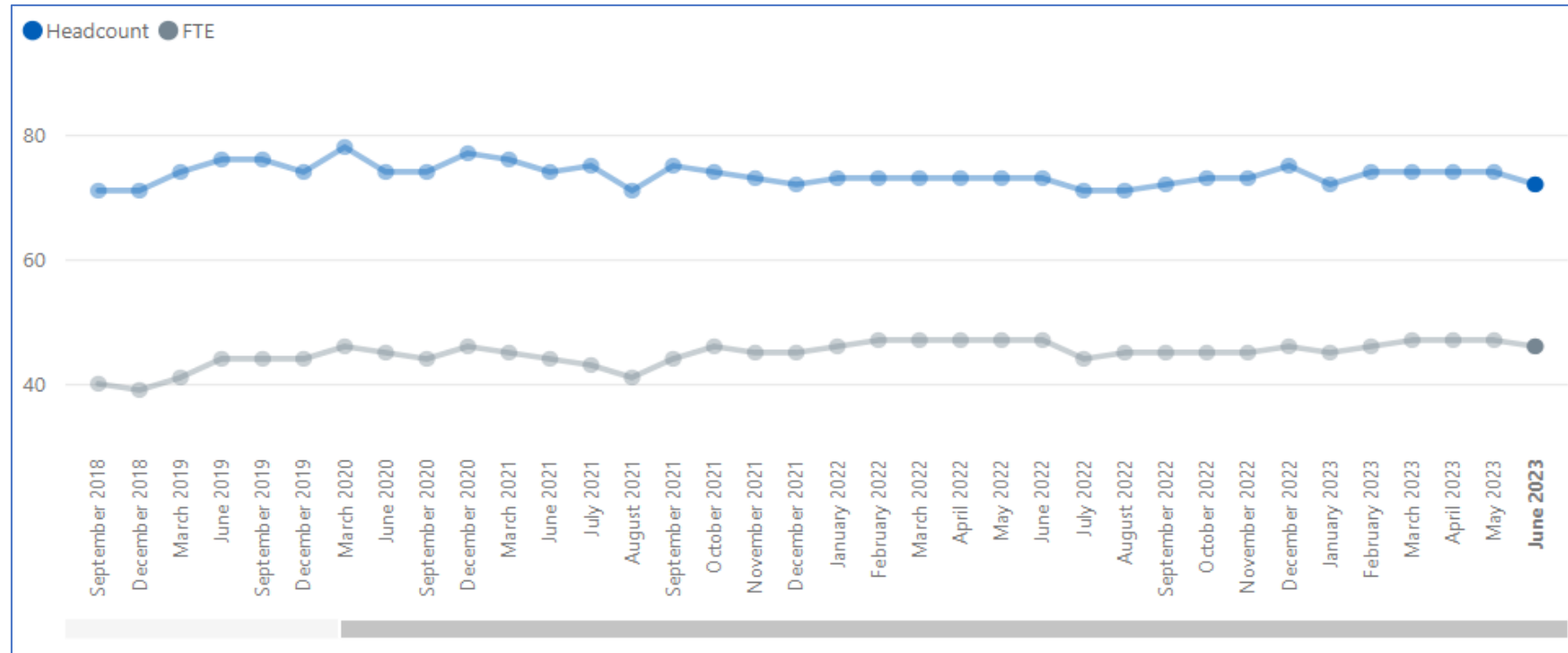
Southend Demographics – Headcount and FTE



Southend GP Trends – Headcount and FTE



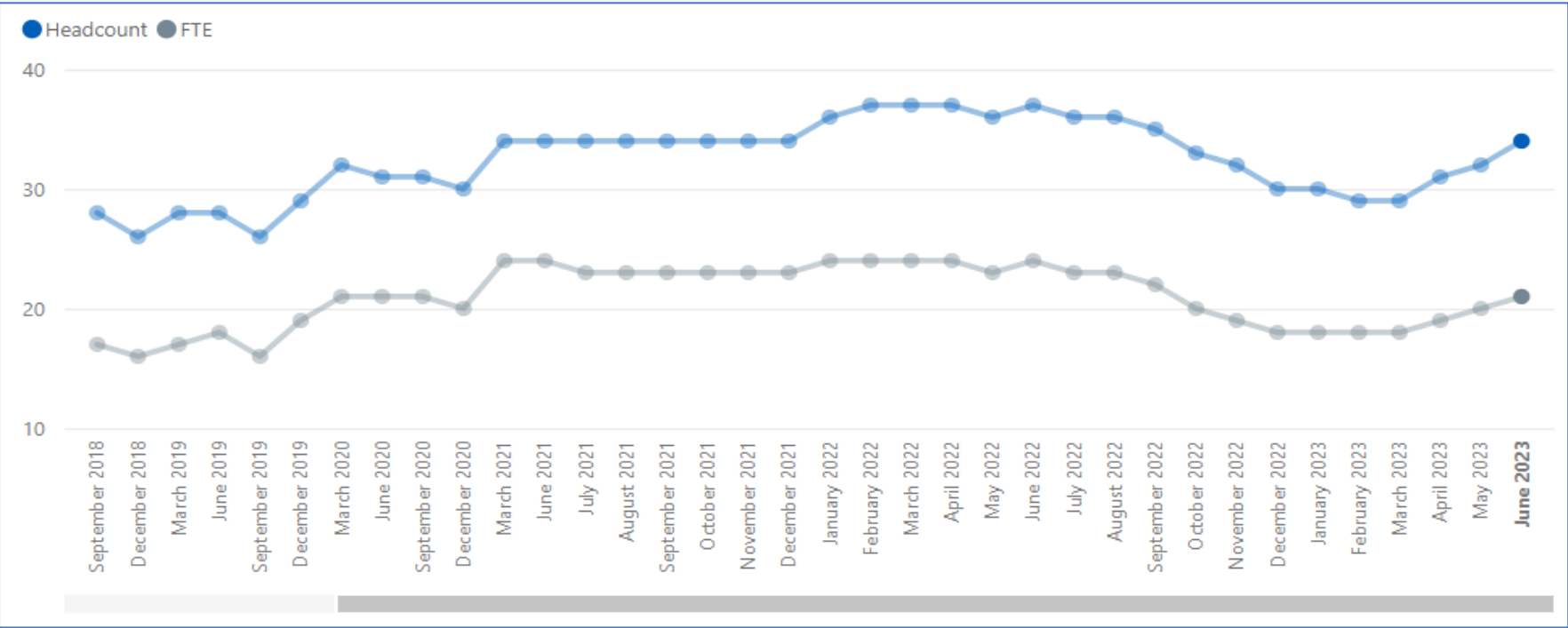
Southend Nurses Trends – Headcount and FTE



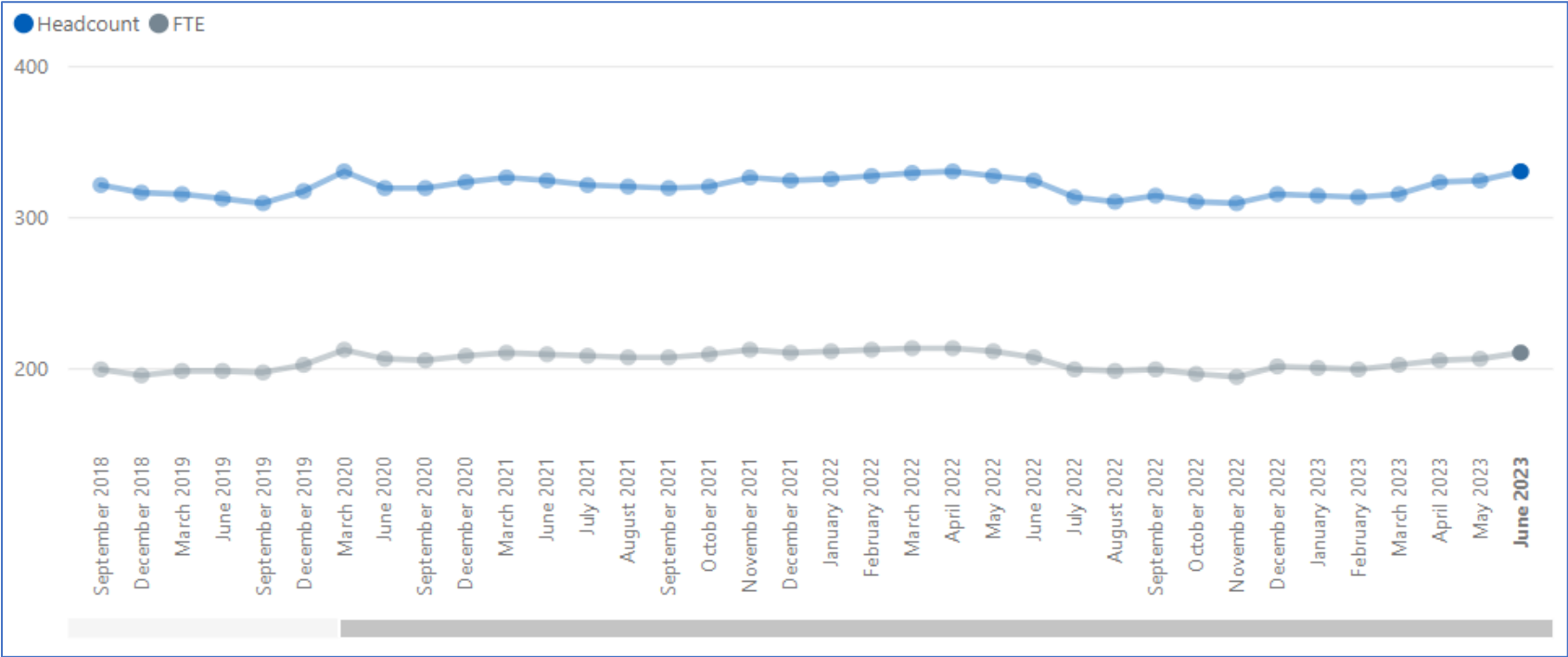
Head Count
72

FTE
46

Southend Direct Patient Care Trends – Headcount and FTE



Southend Administration/Non-Clinical Trends – Headcount and FTE



Head Count
330

FTE
210