

**Essex LMCs
GP Practices
Workforce Information
for
Ratio of Male and Female GP's**

May 2023

Index

Male : Female Ratio Data

- 3 - Summary
- 4 - Essex Overall
- 6 - North East Essex
- 8 - West Essex
- 10 - Mid Essex
- 12 - Basildon & Brentwood
- 14 - Thurrock
- 16 - Castle Point & Rochford (CPR)
- 18 - Southend

Summary

- This report presents data about male and female GPs working in Primary Care in Essex and each individual locality
- It is a snapshot of the male and female Primary Care GP workforce for May 2023
- Full Time Equivalent (FTE) is a standardised measure, 1.0 FTE equates to full-time work of 37.5 hours per week
- Headcount is the number of people working in a role
- NHS Digital is the source of the information
- A guide has been produced by NHS Digital for help with interpreting information with this document including:

Interpreting figures

Full-time equivalent (FTE) and headcount figures

Full-time equivalent calculations

Locum GPs




GPs in training

The guide for May 2023 is available here: [Using this publication - NDRS \(digital.nhs.uk\)](#)

Essex Overall
GP Workforce Information
Male : Female Ratio

May 2023

GPs in Essex Primary Care - Male : Female Ratio

	GP Partners	GP Regular Locums	GP Retainers	GPs in Training Grades	Salaried GPs
	Male HC = 325 FTE = 320	Male HC = 37 FTE = 20	Male HC = 1 FTE = 0	Male HC = 89 FTE = 89	Male HC = 96 FTE = 71
	Female HC = 212 FTE = 188	Female HC = 46 FTE = 21	Female HC = 8 FTE = 3	Female HC = 134 FTE = 121	Female HC = 265 FTE = 158
	Other/Unknown HC = 4 FTE = 3	Other/Unknown HC = 2 FTE = 1	Other/Unknown HC = 0 FTE = 0	Other/Unknown HC = 0 FTE = 0	Other/Unknown HC = 3 FTE = 2







Head Count Male = 60.1% Female = 39.2% Oth/Unk = 0.7%	Head Count Male = 43.5% Female = 54.1% Oth/Unk = 2.4%	Head Count Male = 11.1% Female = 88.9% Oth/Unk = 0%	Head Count Male = 39.9% Female = 60.1% Oth/Unk = 0%	Head Count Male = 26.4% Female = 72.8% Oth/Unk = 0.9%
FTE Male = 62.6% Female = 36.8% Oth/Unk = 0.6%	FTE Male = 47.6% Female = 50% Oth/Unk = 2.4%	FTE Male = 0% Female = 100% Oth/Unk = 0%	FTE Male = 42.4% Female = 57.6% Oth/Unk = 0%	FTE Male = 30.7% Female = 68.4% Oth/Unk = 0.9%

**North East Essex
GP Workforce Information
Male : Female Ratio**

May 2023





GP's in North East Essex Primary Care - Male : Female Ratio

	GP Partners	GP Regular Locums	GP Retainers	GPs in Training Grades	Salaried GPs
	Male HC = 56 FTE = 54	Male HC = 0 FTE = 0	Male HC = 0 FTE = 0	Male HC = 11 FTE = 11	Male HC = 17 FTE = 15
	Female HC = 41 FTE = 37	Female HC = 3 FTE = 1	Female HC = 3 FTE = 1	Female HC = 21 FTE = 20	Female HC = 56 FTE = 36
	Other/Unknown HC = 0 FTE = 0	Other/Unknown HC = 0 FTE = 0	Other/Unknown HC = 0 FTE = 0	Other/Unknown HC = 0 FTE = 0	Other/Unknown HC = 0 FTE = 0
	Head Count Male = 57.7% Female = 42.3% Oth/Unk = 0%	Head Count Male = 0% Female = 100% Oth/Unk = 0%	Head Count Male = 0% Female = 100% Oth/Unk = 0%	Head Count Male = 34.4% Female = 65.6% Oth/Unk = 0%	Head Count Male = 23.3% Female = 76.7% Oth/Unk = 0%
	FTE Male = 59.3% Female = 40.7% Oth/Unk = 0%	FTE Male = 0% Female = 100% Oth/Unk = 0%	FTE Male = 0% Female = 100% Oth/Unk = 0%	FTE Male = 35.5% Female = 64.5% Oth/Unk = 0%	FTE Male = 29.4% Female = 70.6% Oth/Unk = 0%

West Essex
GP Workforce Information
Male : Female Ratio

May 2023





GPs in West Essex Primary Care - Male : Female Ratio

	GP Partners	GP Regular Locums	GP Retainers	GPs in Training Grades	Salaried GPs
	Male HC = 64 FTE = 59	Male HC = 6 FTE = 4	Male HC = 0 FTE = 0	Male HC = 27 FTE = 28	Male HC = 22 FTE = 14
	Female HC = 26 FTE = 19	Female HC = 12 FTE = 4	Female HC = 3 FTE = 1	Female HC = 35 FTE = 30	Female HC = 56 FTE = 30
	Other/Unknown HC = 0 FTE = 0	Other/Unknown HC = 0 FTE = 0	Other/Unknown HC = 0 FTE = 0	Other/Unknown HC = 0 FTE = 0	Other/Unknown HC = 0 FTE = 0
	Head Count Male = 71.1% Female = 28.9% Oth/Unk = 0%	Head Count Male = 33.3% Female = 66.7% Oth/Unk = 0%	Head Count Male = 0% Female = 100% Oth/Unk = 0%	Head Count Male = 43.5% Female = 56.5% Oth/Unk = 0%	Head Count Male = 28.2% Female = 71.8% Oth/Unk = 0%
	FTE Male = 75.6% Female = 24.4% Oth/Unk = 0%	FTE Male = 50% Female = 50% Oth/Unk = 0%	FTE Male = 0% Female = 100% Oth/Unk = 0%	FTE Male = 47.7% Female = 52.3% Oth/Unk = 0%	FTE Male = 31.8% Female = 68.2% Oth/Unk = 0%

Mid Essex
GP Workforce Information
Male : Female Ratio

May 2023





GPs in Mid Essex Primary Care - Male : Female Ratio

	GP Partners	GP Regular Locums	GP Retainers	GPs in Training Grades	Salaried GPs
	Male HC = 56 FTE = 58	Male HC = 1 FTE = 0	Male HC = 1 FTE = 0	Male HC = 18 FTE = 19	Male HC = 18 FTE = 12
	Female HC = 57 FTE = 55	Female HC = 5 FTE = 3	Female HC = 0 FTE = 0	Female HC = 33 FTE = 31	Female HC = 69 FTE = 40
	Other/Unknown HC = 1 FTE = 1	Other/Unknown HC = 0 FTE = 0	Other/Unknown HC = 0 FTE = 0	Other/Unknown HC = 0 FTE = 0	Other/Unknown HC = 1 FTE = 1
	Head Count Male = 49.1% Female = 50% Oth/Unk = 0.9%	Head Count Male = 16.7% Female = 83.3% Oth/Unk = 0%	Head Count Male = 100% Female = 0% Oth/Unk = 0%	Head Count Male = 35.3% Female = 64.7% Oth/Unk = 0%	Head Count Male = 20.5% Female = 78.4% Oth/Unk = 1.1%
	FTE Male = 50.9% Female = 48.2% Oth/Unk = 0.9%	FTE Male = 0% Female = 100% Oth/Unk = 0%	FTE Male = 0% Female = 0% Oth/Unk = 0%	FTE Male = 38% Female = 62% Oth/Unk = 0%	FTE Male = 22.6% Female = 75.5% Oth/Unk = 1.9%

**Basildon & Brentwood
GP Workforce Information
Male : Female Ratio**

May 2023





GPs in Basildon & Brentwood Primary Care - Male : Female Ratio

	GP Partners	GP Regular Locums	GP Retainers	GPs in Training Grades	Salaried GPs
	Male HC = 59 FTE = 54	Male HC = 5 FTE = 2	Male HC = 0 FTE = 0	Male HC = 9 FTE = 9	Male HC = 11 FTE = 7
	Female HC = 36 FTE = 29	Female HC = 5 FTE = 2	Female HC = 1 FTE = 1	Female HC = 11 FTE = 10	Female HC = 25 FTE = 13
	Other/Unknown HC = 0 FTE = 0	Other/Unknown HC = 0 FTE = 0	Other/Unknown HC = 0 FTE = 0	Other/Unknown HC = 0 FTE = 0	Other/Unknown HC = 0 FTE = 0
	Head Count Male = 62.1% Female = 37.9% Oth/Unk = 0%	Head Count Male = 50% Female = 50% Oth/Unk = 0%	Head Count Male = 0% Female = 100% Oth/Unk = 0%	Head Count Male = 45% Female = 55% Oth/Unk = 0%	Head Count Male = 30.6% Female = 69.4% Oth/Unk = 0%
	FTE Male = 65.1% Female = 34.9% Oth/Unk = 0%	FTE Male = 50% Female = 50% Oth/Unk = 0%	FTE Male = 0% Female = 100% Oth/Unk = 0%	FTE Male = 47.4% Female = 52.6% Oth/Unk = 0%	FTE Male = 35% Female = 65% Oth/Unk = 0%

Thurrock
GP Workforce Information
Male : Female Ratio

May 2023





GPs in Thurrock Primary Care - Male : Female Ratio

	GP Partners	GP Regular Locums	GP Retainers	GPs in Training Grades	Salaried GPs
	Male HC = 25 FTE = 25	Male HC = 9 FTE = 6	Male HC = 0 FTE = 0	Male HC = 4 FTE = 4	Male HC = 8 FTE = 7
	Female HC = 16 FTE = 15	Female HC = 9 FTE = 5	Female HC = 0 FTE = 0	Female HC = 8 FTE = 7	Female HC = 15 FTE = 10
	Other/Unknown HC = 0 FTE = 0	Other/Unknown HC = 0 FTE = 0	Other/Unknown HC = 0 FTE = 0	Other/Unknown HC = 0 FTE = 0	Other/Unknown HC = 0 FTE = 0
	Head Count Male = 61% Female = 39% Oth/Unk = 0%	Head Count Male = 50% Female = 50% Oth/Unk = 0%	Head Count Male = 0% Female = 0% Oth/Unk = 0%	Head Count Male = 33.3% Female = 66.7% Oth/Unk = 0%	Head Count Male = 34.8% Female = 65.2% Oth/Unk = 0%
	FTE Male = 63% Female = 37% Oth/Unk = 0%	FTE Male = 54.5% Female = 45.5% Oth/Unk = 0%	FTE Male = 0% Female = 0% Oth/Unk = 0%	FTE Male = 36.4% Female = 63.6% Oth/Unk = 0%	FTE Male = 41.2% Female = 58.8% Oth/Unk = 0%

CPR
GP Workforce Information
Male : Female Ratio

May 2023





GPs in CPR Primary Care - Male : Female Ratio

	GP Partners	GP Regular Locums	GP Retainers	GPs in Training Grades	Salaried GPs
	Male HC = 34 FTE = 36	Male HC = 7 FTE = 3	Male HC = 0 FTE = 0	Male HC = 8 FTE = 7	Male HC = 8 FTE = 7
	Female HC = 23 FTE = 21	Female HC = 5 FTE = 2	Female HC = 0 FTE = 0	Female HC = 15 FTE = 14	Female HC = 18 FTE = 14
	Other/Unknown HC = 0 FTE = 0	Other/Unknown HC = 0 FTE = 0	Other/Unknown HC = 0 FTE = 0	Other/Unknown HC = 0 FTE = 0	Other/Unknown HC = 0 FTE = 0
	Head Count Male = 59.6% Female = 40.4% Oth/Unk = 0%	Head Count Male = 58.3% Female = 41.7% Oth/Unk = 0%	Head Count Male = 0% Female = 0% Oth/Unk = 0%	Head Count Male = 34.8% Female = 65.2% Oth/Unk = 0%	Head Count Male = 30.8% Female = 69.2% Oth/Unk = 0%
	FTE Male = 63.2% Female = 36.8% Oth/Unk = 0%	FTE Male = 60% Female = 40% Oth/Unk = 0%	FTE Male = 0% Female = 0% Oth/Unk = 0%	FTE Male = 33.3% Female = 66.7% Oth/Unk = 0%	FTE Male = 33.3% Female = 66.7% Oth/Unk = 0%

**Southend
GP Workforce Information
Male : Female Ratio**

May 2023

GPs in Southend Primary Care - Male : Female Ratio

	GP Partners	GP Regular Locums	GP Retainers	GPs in Training Grades	Salaried GPs
	Male HC = 33 FTE = 33	Male HC = 9 FTE = 4	Male HC = 0 FTE = 0	Male HC = 12 FTE = 12	Male HC = 12 FTE = 8
	Female HC = 16 FTE = 12	Female HC = 8 FTE = 3	Female HC = 1 FTE = 0	Female HC = 11 FTE = 10	Female HC = 27 FTE = 15
	Other/Unknown HC = 3 FTE = 3	Other/Unknown HC = 2 FTE = 1	Other/Unknown HC = 0 FTE = 0	Other/Unknown HC = 0 FTE = 0	Other/Unknown HC = 2 FTE = 1
	Head Count Male = 63.5% Female = 30.8% Oth/Unk = 5.7%	Head Count Male = 47.4% Female = 42.1% Oth/Unk = 10.5%	Head Count Male = 0% Female = 100% Oth/Unk = 0%	Head Count Male = 52.2% Female = 47.8% Oth/Unk = 0%	Head Count Male = 29.2% Female = 65.9% Oth/Unk = 4.9%
	FTE Male = 68.8% Female = 25% Oth/Unk = 6.2%	FTE Male = 50% Female = 37.5% Oth/Unk = 12.5%	FTE Male = 0% Female = 0% Oth/Unk = 0%	FTE Male = 54.5% Female = 45.5% Oth/Unk = 0%	FTE Male = 33.3% Female = 62.5% Oth/Unk = 4.2%