

Essex
GP Practices
Workforce Information

May 2023

Index

3 Summary

4 Essex Overall

11 North East Essex

18 West Essex

25 Mid Essex

32 Basildon & Brentwood

39 Thurrock

46 Castle Point & Rochford

53 Southend

Summary

- The first part of this report presents data for GPs, Nurses, Direct Patient Care and Admin/Non-Clinical staff working in Primary Care in Essex
- It is a snapshot of the Essex Primary Care workforce for May 2023
- Full Time Equivalent (FTE) is a standardised measure, 1.0 FTE equates to full-time work of 37.5 hours per week
- Headcount is the number of people working in a role
- NHS Digital is the source of the information

Essex GP Practices Workforce Information

May 2023

Essex Workforce Roles in Primary Care – Headcount and FTE



Doctors

GP Partners: HC = 541 FTE = 511	GP Regular Locums: HC = 85 FTE = 41	GP Retainers: HC = 9 FTE = 4	GPs in Training Grades: HC = 223 FTE = 211	Salaried GPs: HC = 364 FTE = 231
---	---	--	---	--

Key
 HC = Head Count
 FTE = Full-Time Equivalent



Nurses

Advanced Nurse Practitioners: HC = 197 FTE = 151	Extended Role Practice Nurses: HC = 14 FTE = 10	Nurse Dispensers: HC = 2 FTE = 2	Nurse Specialists: HC = 9 FTE = 6	Nursing Partners: HC = 1 FTE = 1	Other Nurses: HC = 10 FTE = 7	Practice Nurses: HC = 499 FTE = 331	Trainee Nurses: HC = 5 FTE = 4
--	---	--	---	--	---	---	--



Direct Patient Care

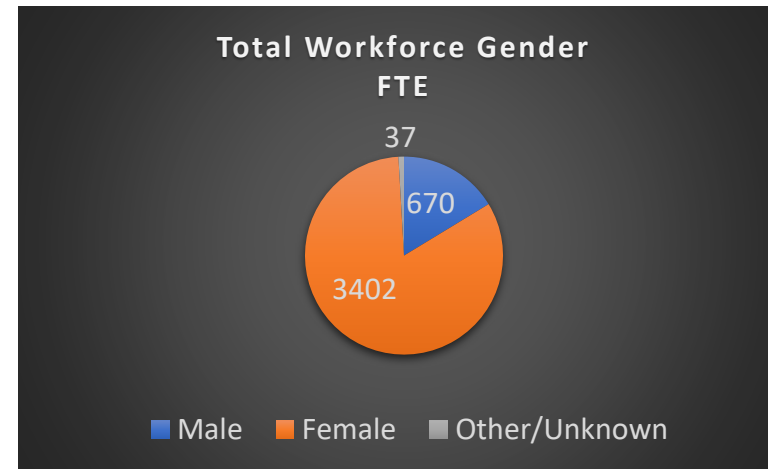
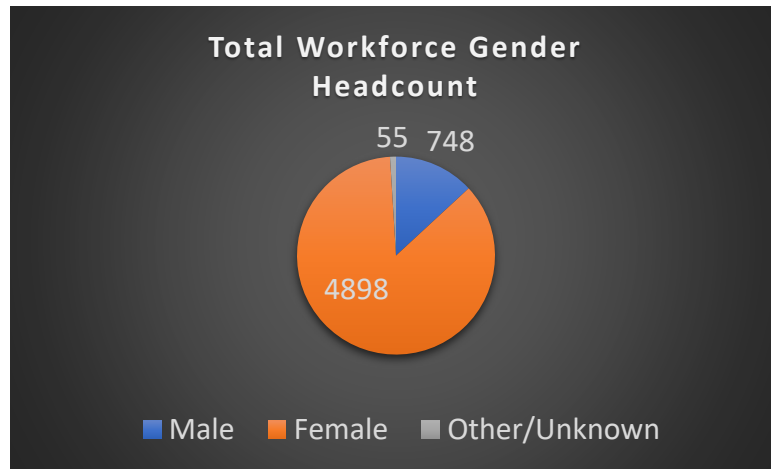
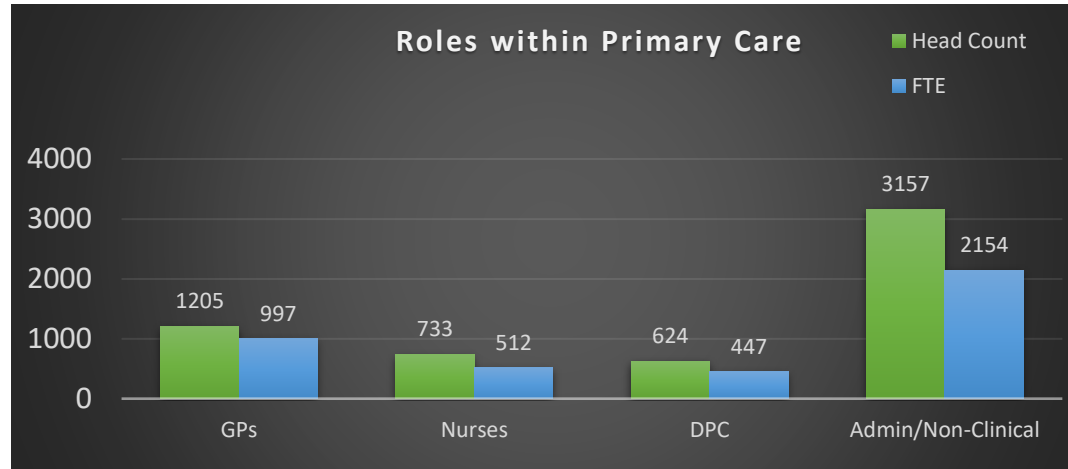
Advanced Paramedic Practitioners: HC = 10 FTE = 9	Advanced Pharmacist Practitioners: HC = 10 FTE = 8	Advanced Physiotherapist Practitioners: HC = 2 FTE = 1	Apprentices: HC = 1 FTE = 1	Dispensers: HC = 135 FTE = 97	General Practice Assistants: HC = 2 FTE = 2	Health Support Workers: HC = 4 FTE = 4
Health Care Assistants: HC = 288 FTE = 199	IAPT Staff: HC = 0 FTE = 0	Nursing Associates: HC = 8 FTE = 5	Other Direct Patient Care: HC = 17 FTE = 10	Paramedics: HC = 34 FTE = 30	Pharmacists: HC = 57 FTE = 40	Pharmacy Technicians: HC = 5 FTE = 3
Phlebotomists: HC = 28 FTE = 17	Physician Associates: HC = 18 FTE = 15	Physiotherapists: HC = 2 FTE = 2	Social Prescribing Link Workers: HC = 3 FTE = 2	Therapists: HC = 1 FTE = 0	Trainee Nursing Associates: HC = 1 FTE = 1	



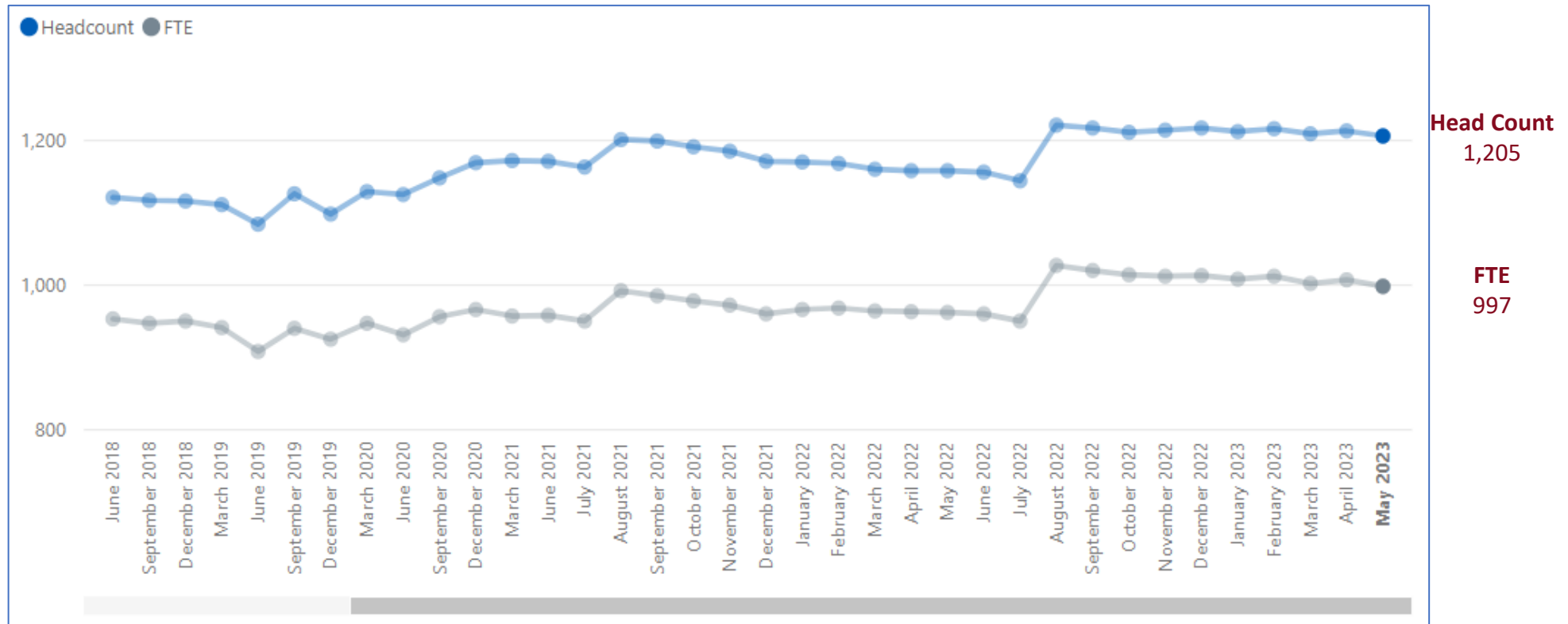
Administration

Apprentices: HC = 16 FTE = 14	Estates & Ancillary: HC = 24 FTE = 10	Management Partners: HC = 11 FTE = 11	Managers: HC = 316 FTE = 279	Medical Secretaries: HC = 314 FTE = 215	Other Admin/Non-clinical: HC = 701 FTE = 478	Receptionists: HC = 1780 FTE = 1140	Telephonists: HC = 10 FTE = 6
---	---	---	--	---	--	---	---

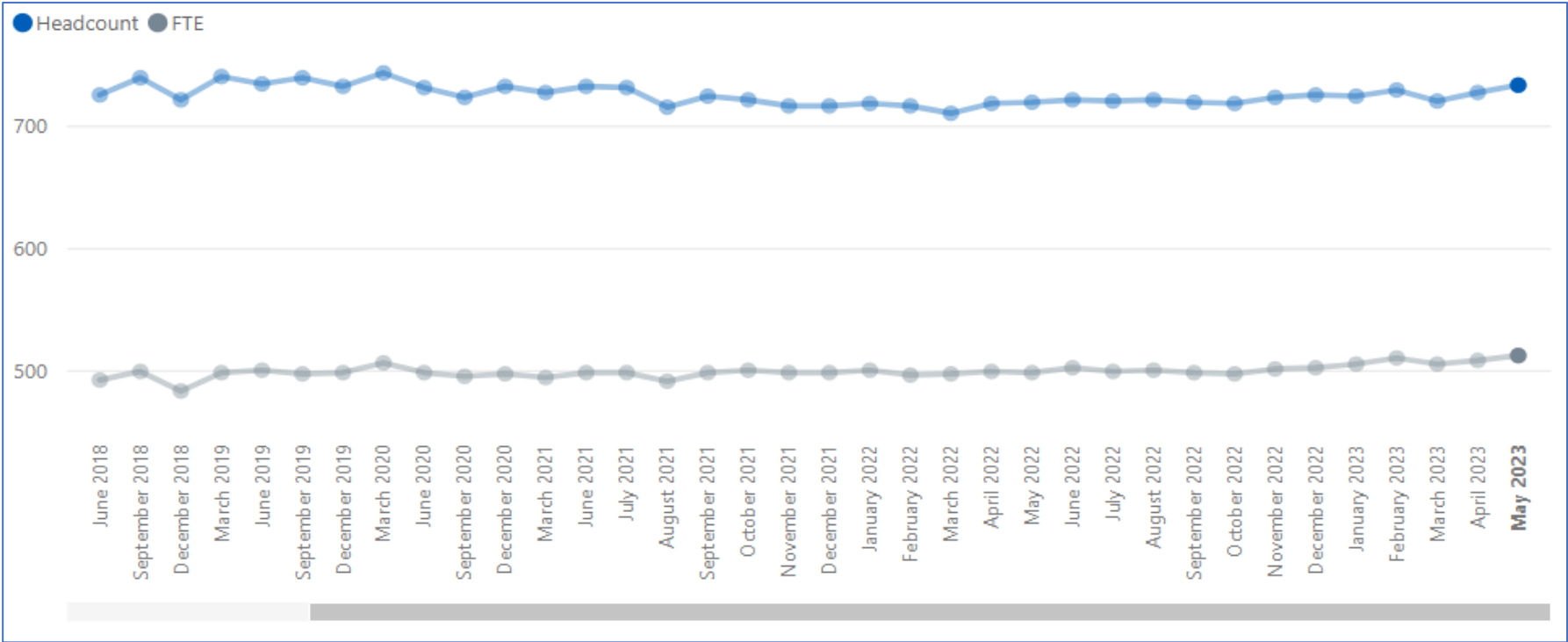
Essex Demographics – Headcount and FTE



Essex GP Trends – Headcount and FTE



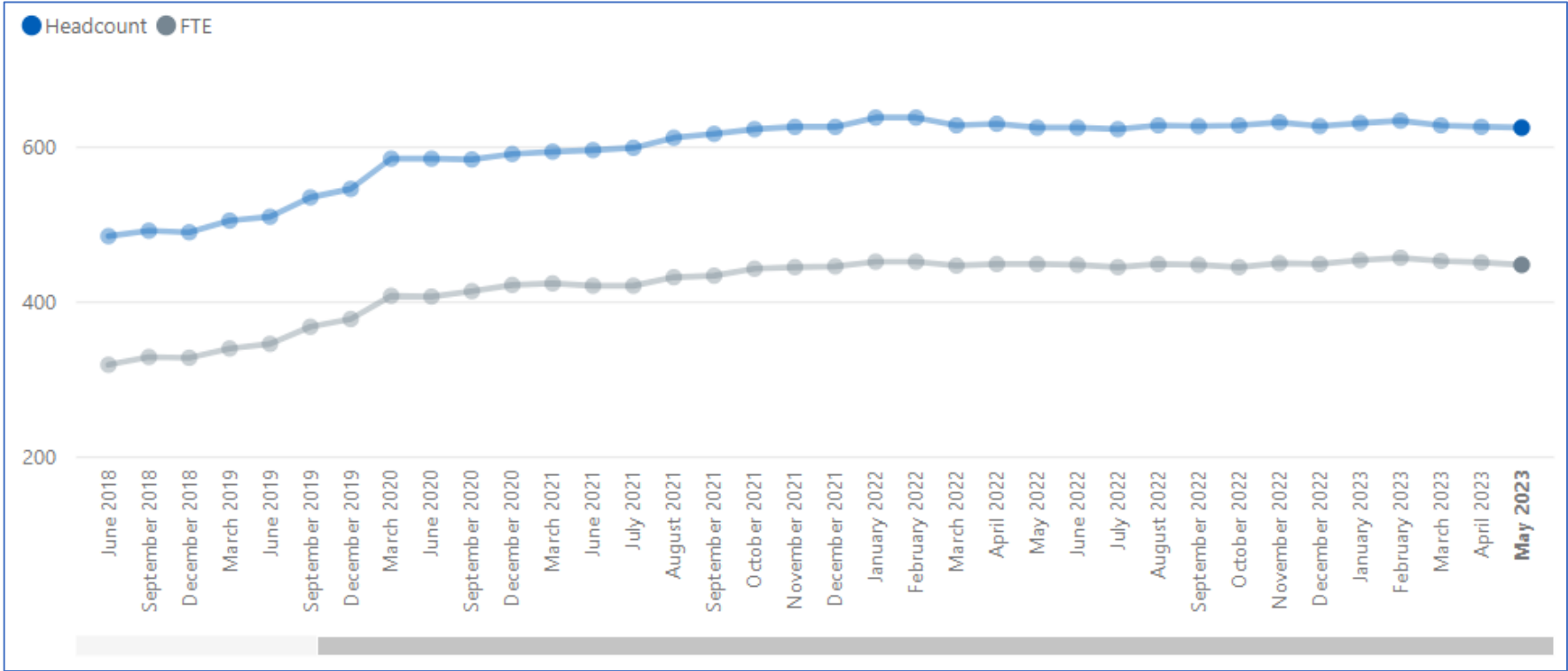
Nurses Trends – Headcount and FTE



Head Count
733

FTE
512

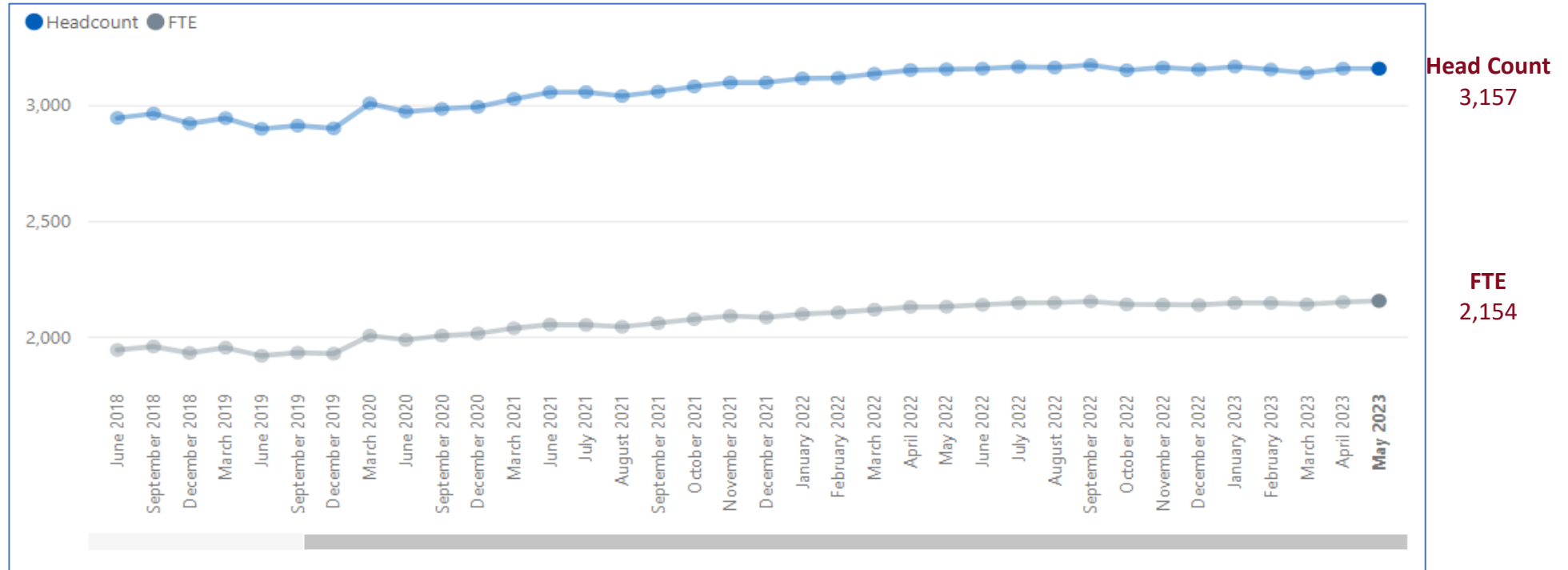
Direct Patient Care Trends – Headcount and FTE



Head Count
624

FTE
447

Administration/Non-Clinical Trends – Headcount and FTE



North East Essex GP Practices Workforce Information

May 2023

North East Essex Workforce Roles in Primary Care – Headcount and FTE



Doctors

GP Partners: HC = 97 FTE = 92	GP Regular Locums: HC = 3 FTE = 1	GP Retainers: HC = 3 FTE = 1	GPs in Training Grades: HC = 32 FTE = 30	Salaried GPs: HC = 73 FTE = 51
---	---	--	---	--

Key
 HC = Head Count
 FTE = Full-Time Equivalent



Nurses

Advanced Nurse Practitioners: HC = 66 FTE = 52	Extended Role Practice Nurses: HC = 6 FTE = 3	Nurse Dispensers: HC = 0 FTE = 0	Nurse Specialists: HC = 6 FTE = 4	Nursing Partners: HC = 0 FTE = 0	Other Nurses: HC = 4 FTE = 3	Practice Nurses: HC = 103 FTE = 78	Trainee Nurses: HC = 2 FTE = 2
--	---	--	---	--	--	--	--



Direct Patient Care

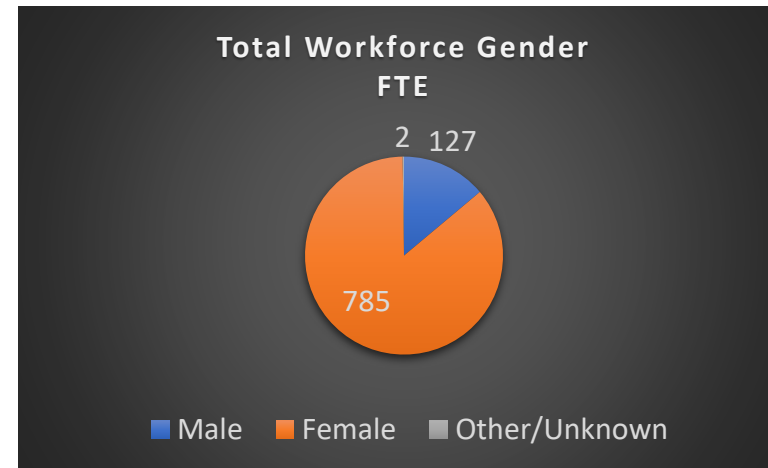
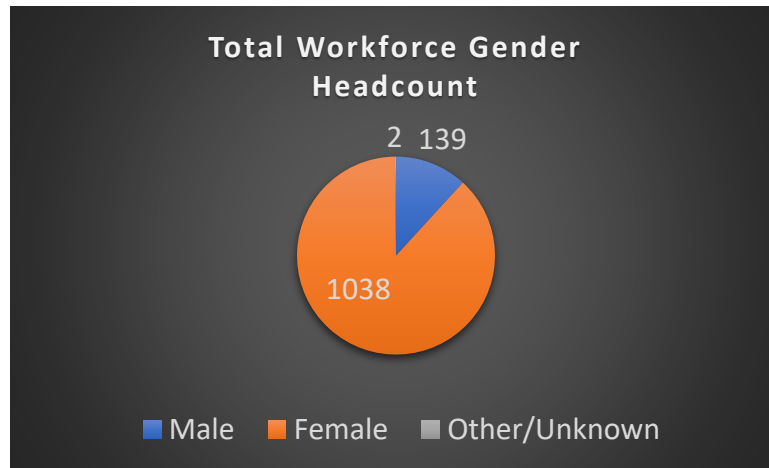
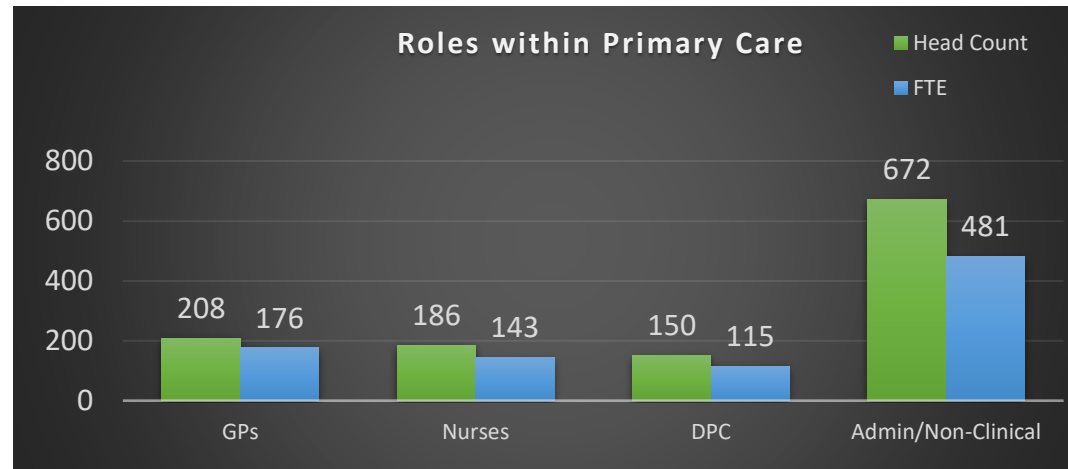
Advanced Paramedic Practitioners: HC = 3 FTE = 3	Advanced Pharmacist Practitioners: HC = 0 FTE = 0	Advanced Physiotherapist Practitioners: HC = 1 FTE = 0	Apprentices: HC = 0 FTE = 0	Dispensers: HC = 17 FTE = 12	Health Support Workers: HC = 2 FTE = 2	Health Care Assistants: HC = 76 FTE = 58
IAPT Staff: HC = 0 FTE = 0	Nursing Associates: HC = 4 FTE = 3	Other Direct Patient Care: HC = 4 FTE = 3	Paramedics: HC = 16 FTE = 15	Pharmacists: HC = 9 FTE = 7	Pharmacy Technicians: HC = 3 FTE = 2	Phlebotomists: HC = 13 FTE = 9
Physician Associates: HC = 2 FTE = 2	Physiotherapists: HC = 0 FTE = 0	Social Prescribing Link Workers: HC = 0 FTE = 0	Therapists: HC = 0 FTE = 0			



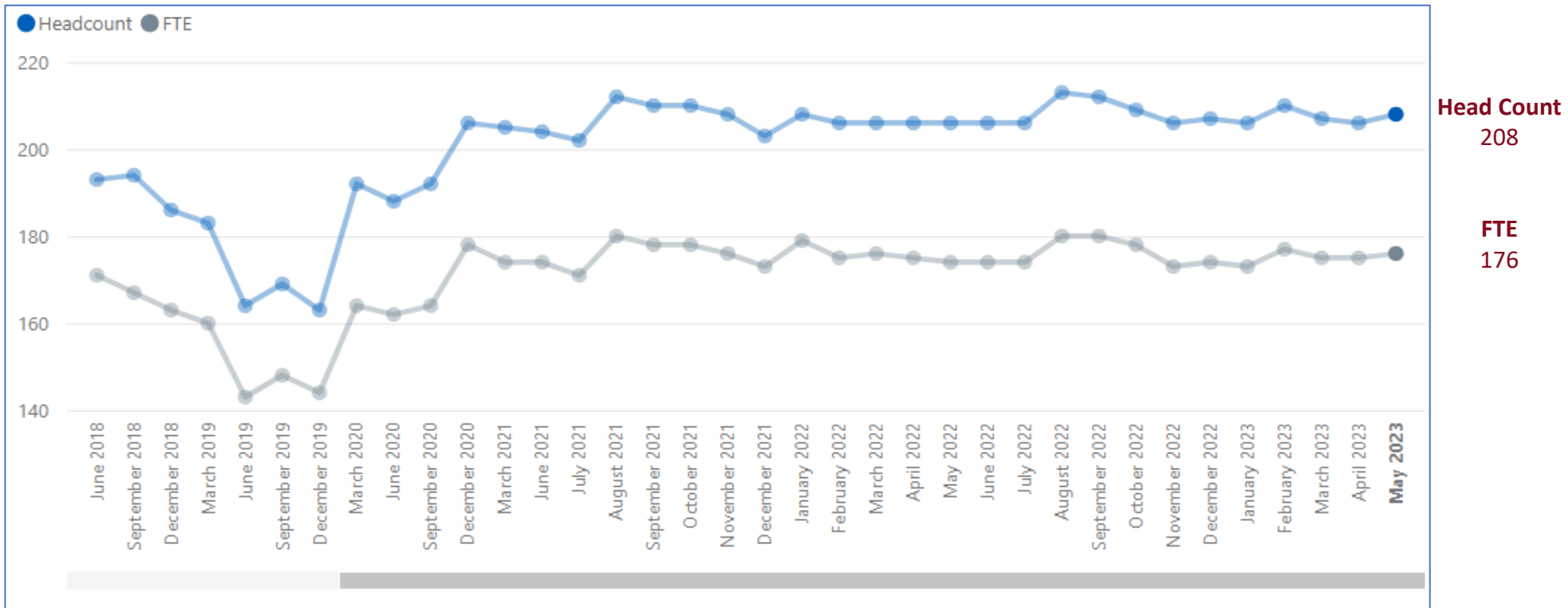
Administration

Apprentices: HC = 6 FTE = 6	Estates & Ancillary: HC = 5 FTE = 2	Management Partners: HC = 1 FTE = 1	Managers: HC = 72 FTE = 64	Medical Secretaries: HC = 65 FTE = 47	Other Admin/Non-clinical: HC = 188 FTE = 125	Receptionists: HC = 335 FTE = 232	Telephonists: HC = 5 FTE = 3
---	---	---	--	---	--	---	--

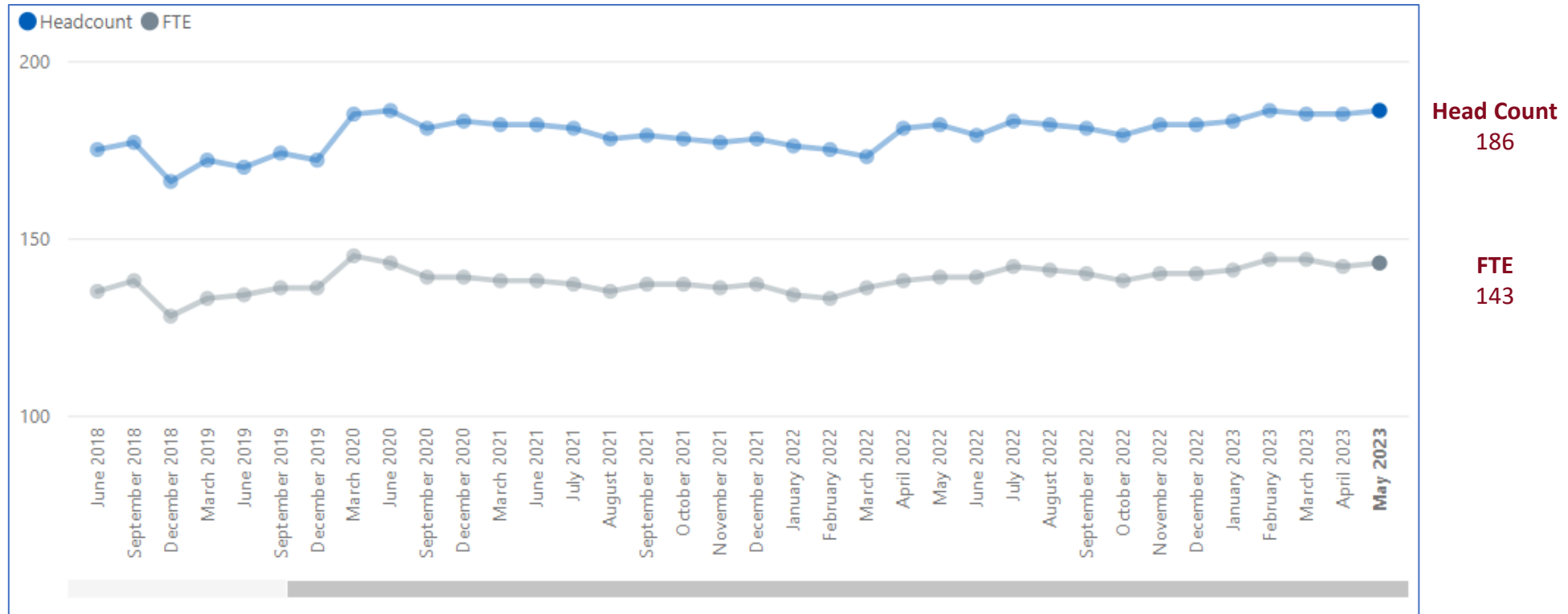
North East Essex Demographics – Headcount and FTE



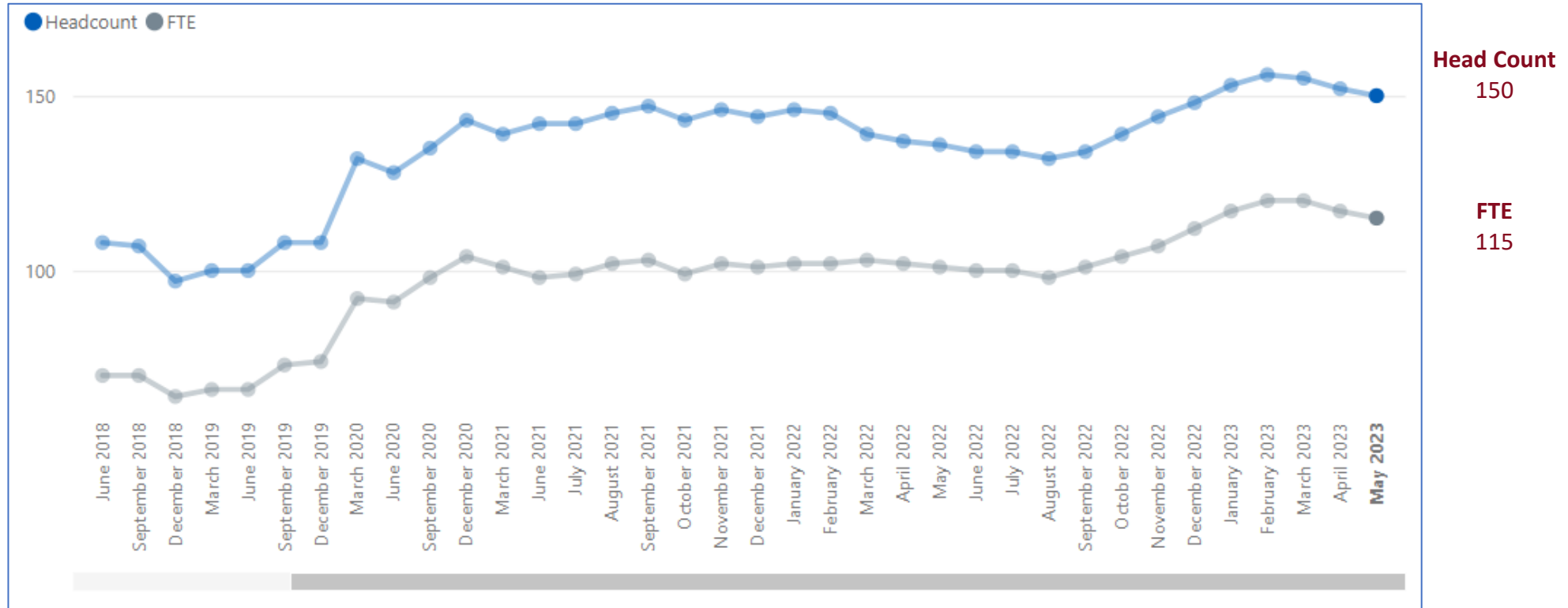
North East Essex GP Trends – Headcount and FTE



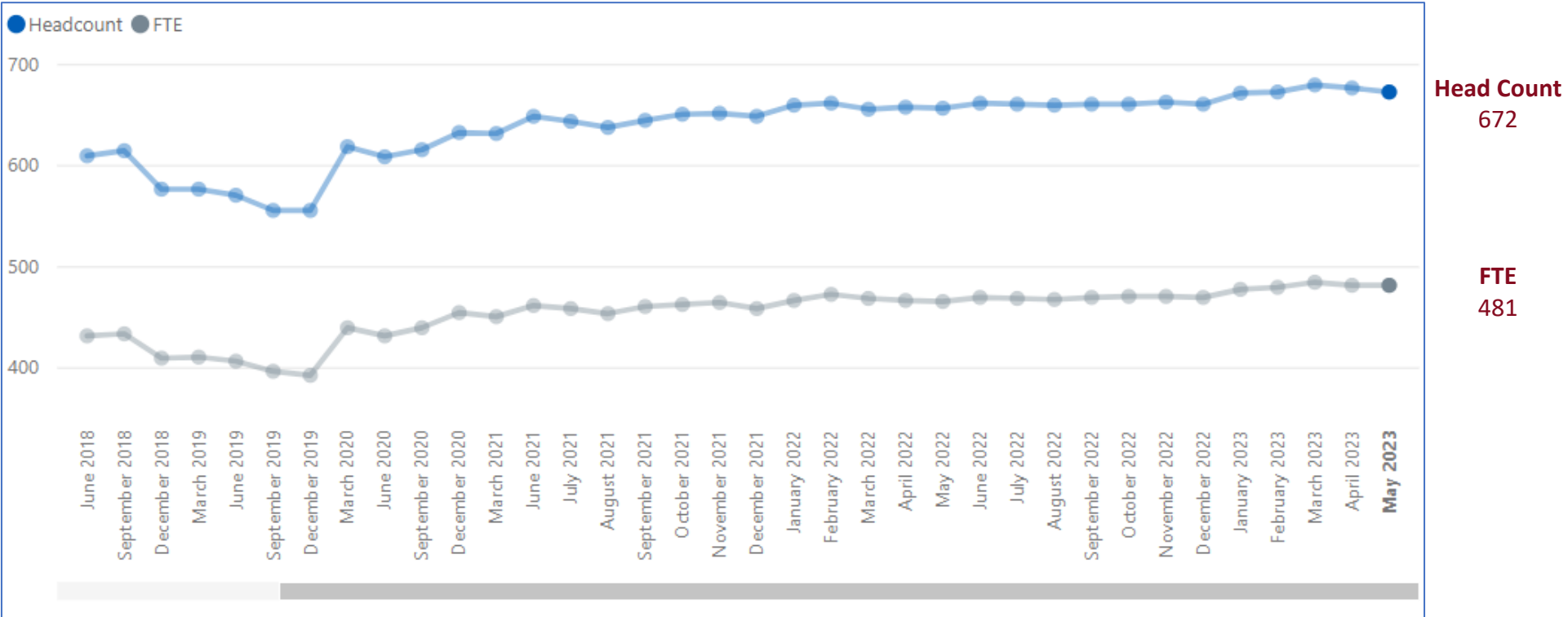
North East Essex Nurses Trends – Headcount and FTE



North East Essex Direct Patient Care Trends – Headcount and FTE



North East Essex Administration/Non-Clinical Trends – Headcount and FTE



West Essex GP Practices Workforce Information

May 2023

West Essex Workforce Roles in Primary Care – Headcount and FTE



Doctors

GP Partners: HC = 90 FTE = 78	GP Regular Locums: HC = 18 FTE = 9	GP Retainers: HC = 3 FTE = 1	GPs in Training Grades: HC = 62 FTE = 58	Salaried GPs: HC = 78 FTE = 44
---	--	--	---	--

Key
HC = Head Count
FTE = Full-Time Equivalent



Nurses

Advanced Nurse Practitioners: HC = 26 FTE = 20	Extended Role Practice Nurses: HC = 0 FTE = 0	Nurse Dispensers: HC = 0 FTE = 0	Nurse Specialists: HC = 1 FTE = 0	Nursing Partners: HC = 1 FTE = 1	Other Nurses: HC = 0 FTE = 0	Practice Nurses: HC = 70 FTE = 50	Trainee Nurses: HC = 0 FTE = 0
--	---	--	---	--	--	---	--



Direct Patient Care

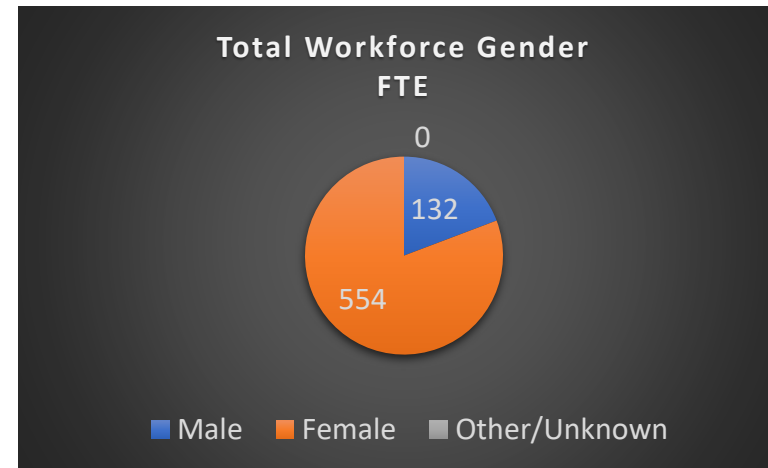
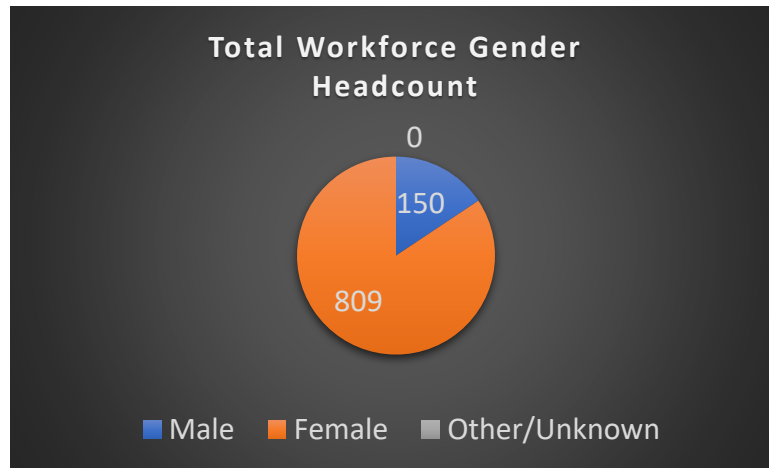
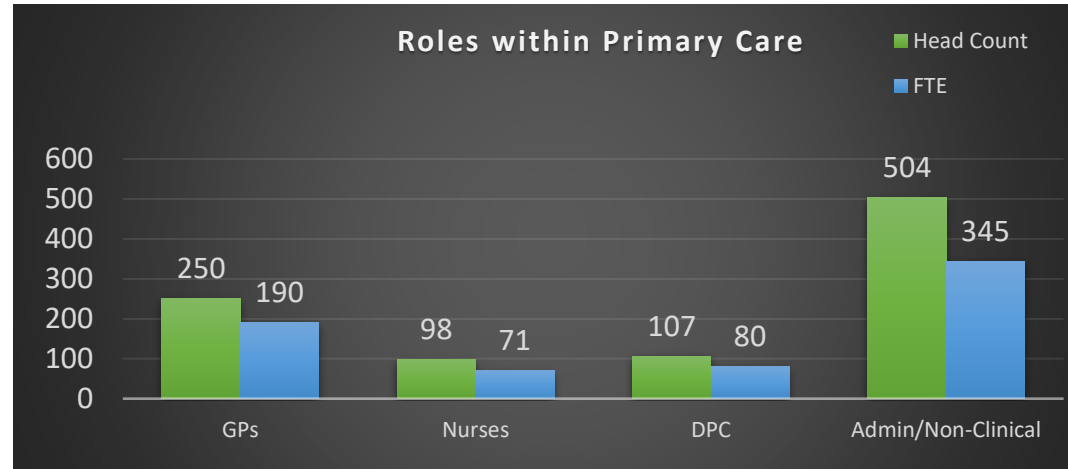
Advanced Paramedic Practitioners: HC = 1 FTE = 1	Advanced Pharmacist Practitioners: HC = 1 FTE = 1	Advanced Physiotherapist Practitioners: HC = 0 FTE = 0	Apprentices: HC = 0 FTE = 0	Dispensers: HC = 30 FTE = 23	General Practice Assistants: HC = 1 FTE = 1	Health Support Workers: HC = 2 FTE = 2
Health Care Assistants: HC = 57 FTE = 40	Nursing Associates: HC = 0 FTE = 0	Other Direct Patient Care: HC = 1 FTE = 1	Paramedics: HC = 4 FTE = 4	Pharmacists: HC = 7 FTE = 4	Pharmacy Technicians: HC = 0 FTE = 0	Phlebotomists: HC = 1 FTE = 1
Physician Associates: HC = 1 FTE = 2	Physiotherapists: HC = 0 FTE = 0	Social Prescribing Link Workers: HC = 2 FTE = 2	Therapists: HC = 0 FTE = 0			



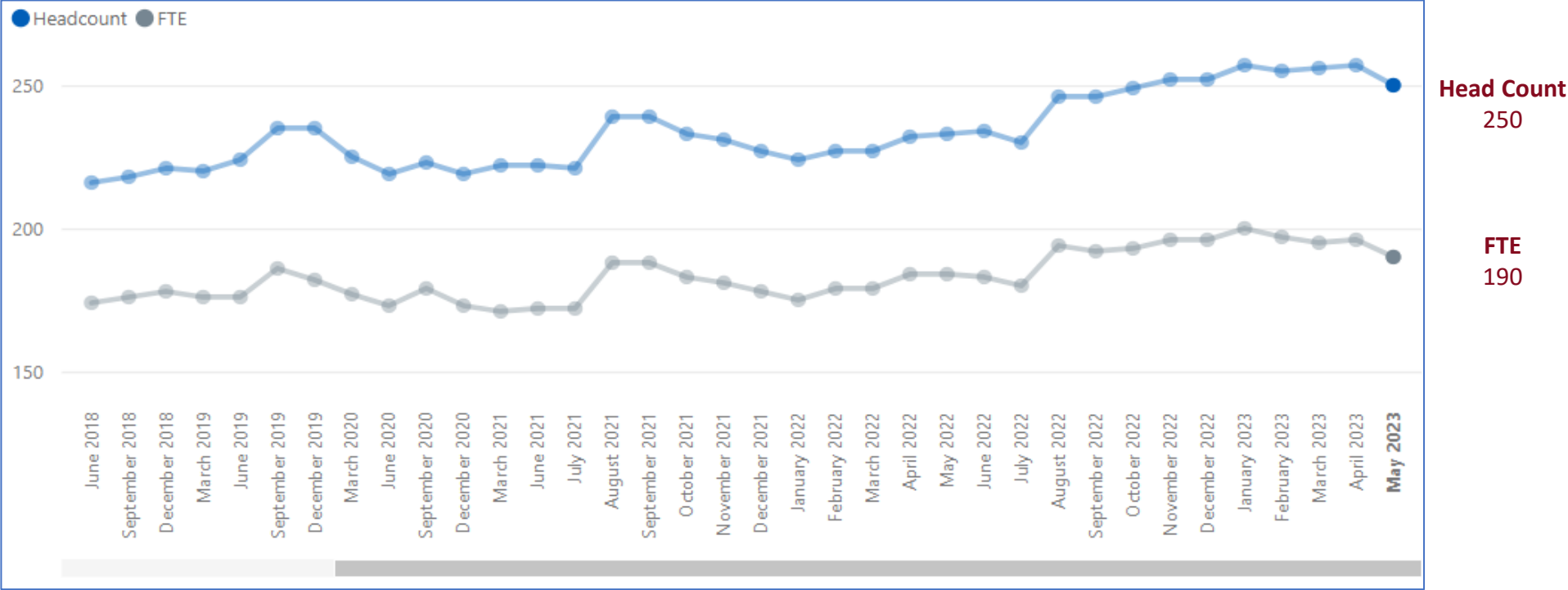
Administration

Apprentices: HC = 0 FTE = 0	Estates & Ancillary: HC = 2 FTE = 1	Management Partners: HC = 1 FTE = 1	Managers: HC = 50 FTE = 43	Medical Secretaries: HC = 51 FTE = 34	Other Admin/Non-clinical: HC = 122 FTE = 89	Receptionists: HC = 278 FTE = 177	Telephonists: HC = 1 FTE = 1
---	---	---	--	---	---	---	--

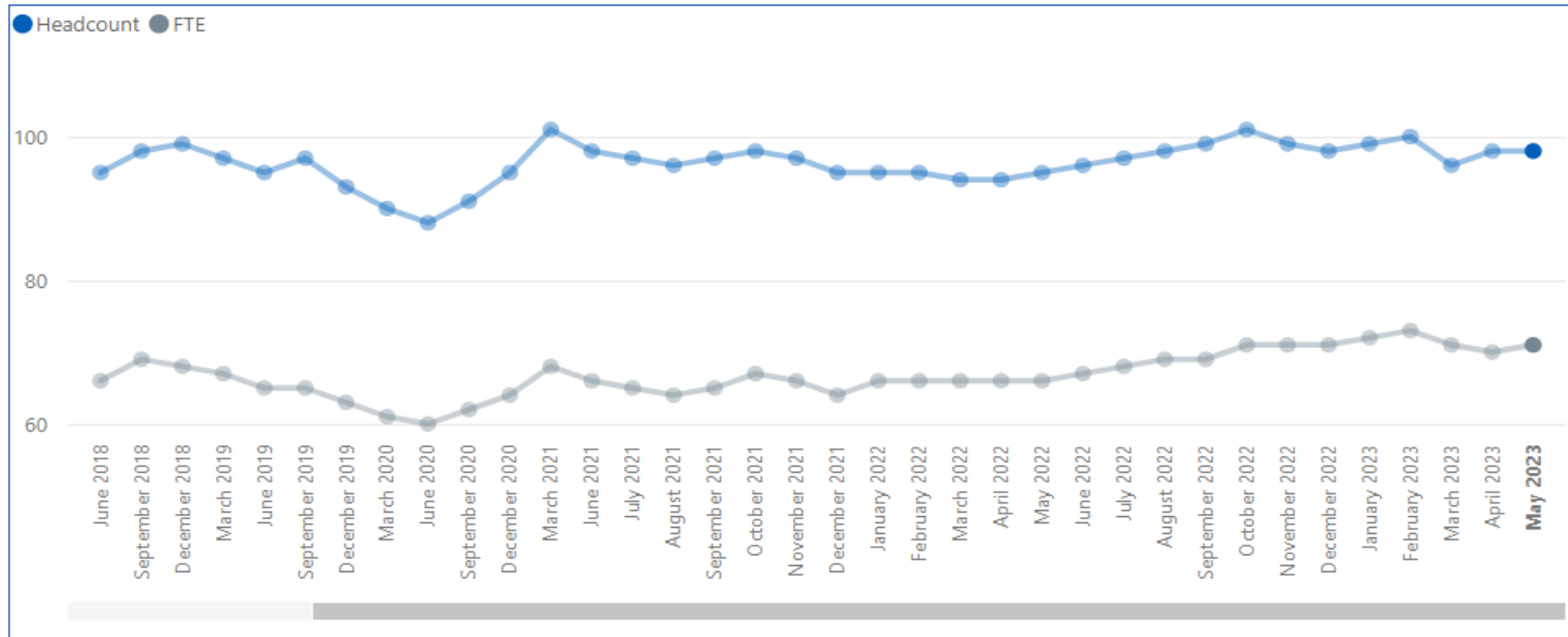
West Essex Demographics – Headcount and FTE



West Essex GP Trends – Headcount and FTE



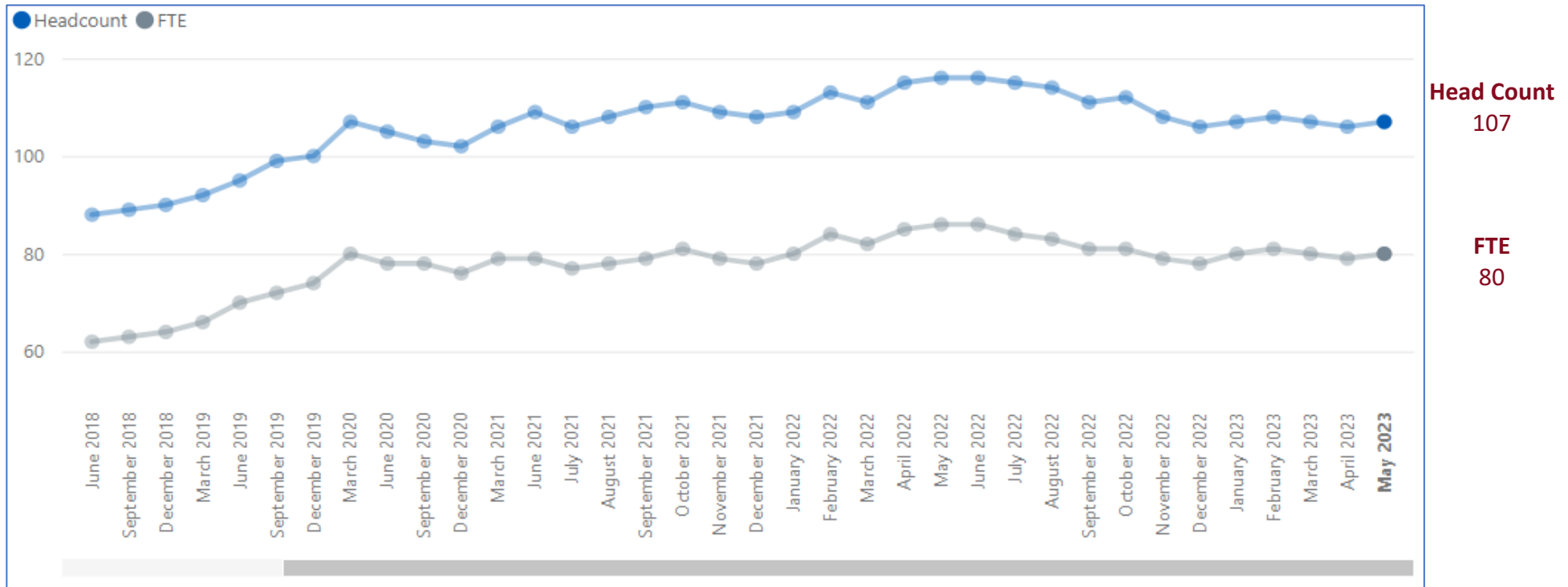
West Essex Nurses Trends – Headcount and FTE



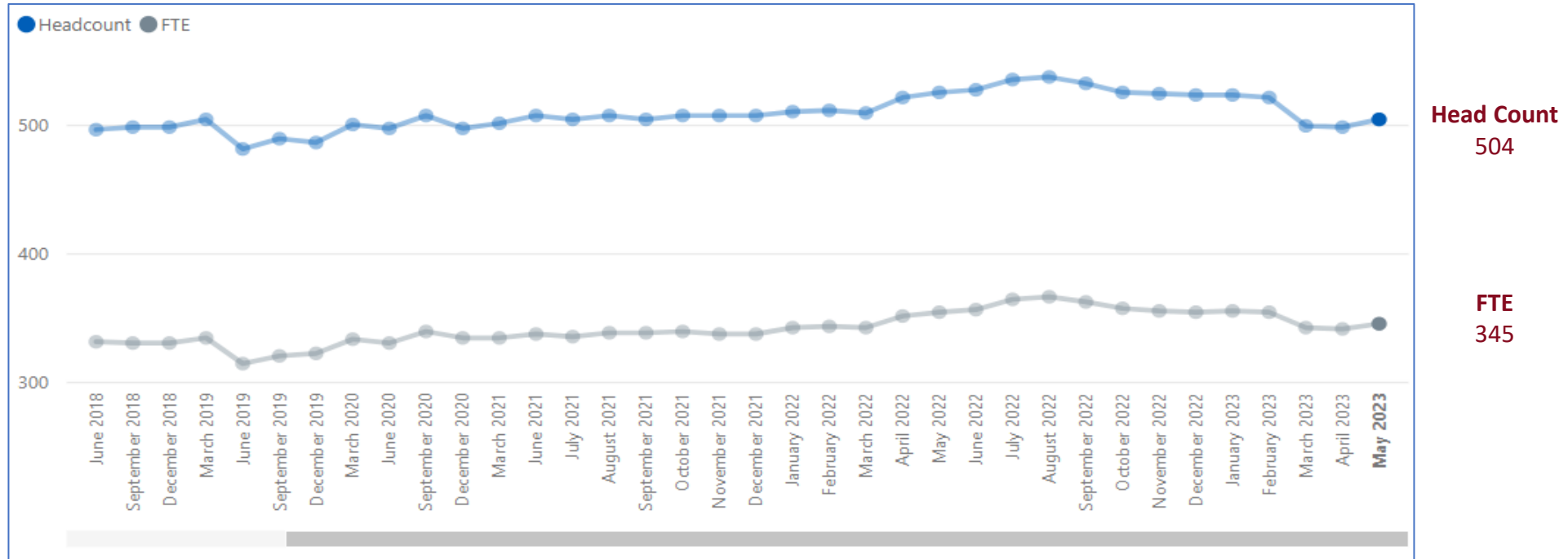
Head Count
98

FTE
71

West Essex Direct Patient Care Trends – Headcount and FTE



West Essex Administration/Non-Clinical Trends – Headcount and FTE



Mid Essex GP Practices Workforce Information

May 2023

Mid Essex Workforce Roles in Primary Care – Headcount and FTE



Doctors

GP Partners: HC = 114 FTE = 113	GP Regular Locums: HC = 6 FTE = 4	GP Retainers: HC = 1 FTE = 0	GPs in Training Grades: HC = 51 FTE = 50	Salaried GPs: HC = 88 FTE = 53
---	---	--	---	---

Key
 HC = Head Count
 FTE = Full-Time Equivalent



Nurses

Advanced Nurse Practitioners: HC = 44 FTE = 34	Extended Role Practice Nurses: HC = 2 FTE = 2	Nurse Dispensers: HC = 1 FTE = 1	Nurse Specialists: HC = 1 FTE = 1	Nursing Partners: HC = 0 FTE = 0	Other Nurses: HC = 2 FTE = 1	Practice Nurses: HC = 120 FTE = 76	Trainee Nurses: HC = 0 FTE = 0
---	--	---	--	---	---	---	---



Direct Patient Care

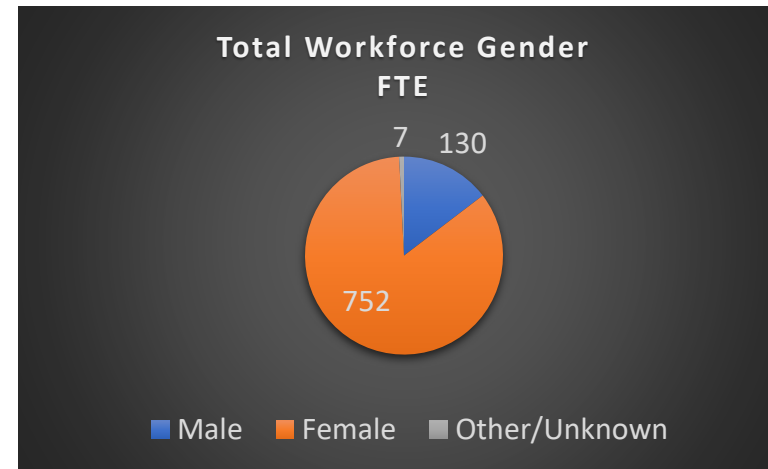
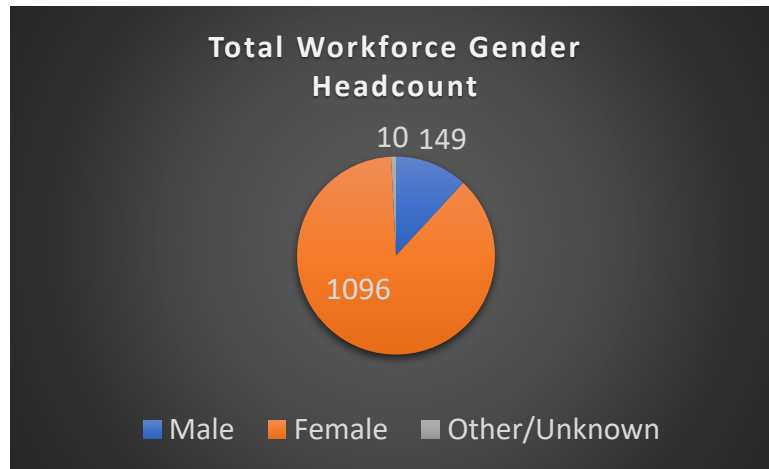
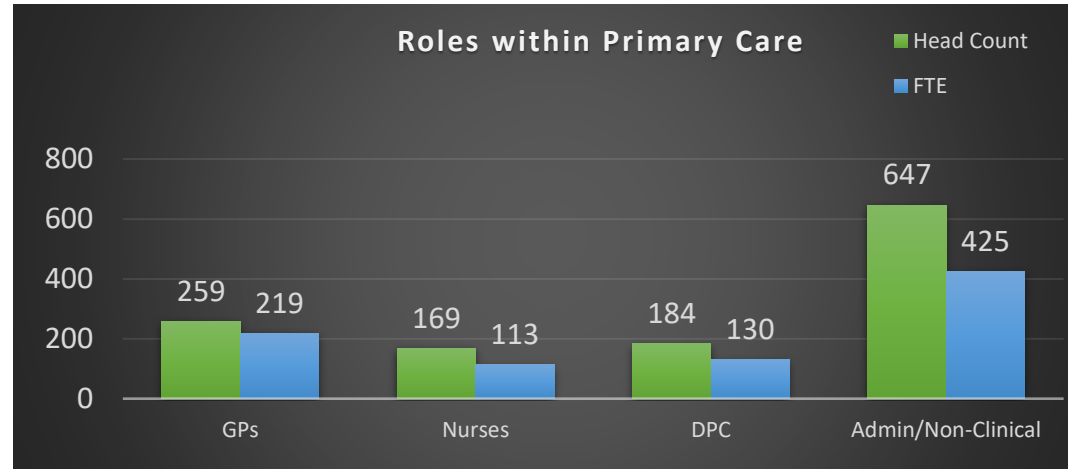
Advanced Paramedic Practitioners: HC = 4 FTE = 4	Advanced Pharmacist Practitioners: HC = 6 FTE = 5	Advanced Physiotherapist Practitioners: HC = 1 FTE = 1	Apprentices: HC = 0 FTE = 0	Dispensers: HC = 75 FTE = 54	Health Support Workers: HC = 0 FTE = 0	Health Care Assistants: HC = 57 FTE = 39
Nursing Associates: HC = 0 FTE = 0	Other Direct Patient Care: HC = 5 FTE = 2	Paramedics: HC = 12 FTE = 10	Pharmacists: HC = 15 FTE = 10	Pharmacy Technicians: HC = 2 FTE = 1	Phlebotomists: HC = 2 FTE = 1	Physician Associates: HC = 2 FTE = 2
Physiotherapists: HC = 1 FTE = 1	Social Prescribing Link Workers: HC = 1 FTE = 0	Therapists: HC = 0 FTE = 0	Trainee Nursing Associates: HC = 1 FTE = 1			



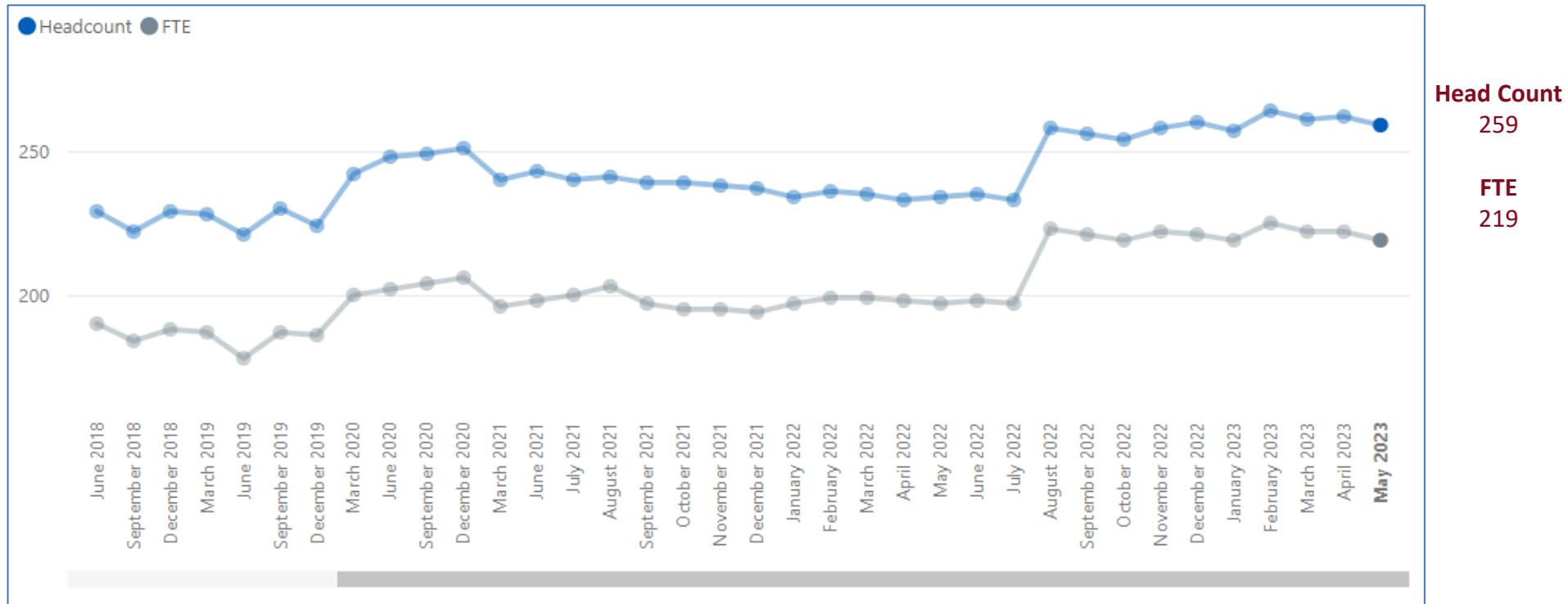
Administration

Apprentices: HC = 2 FTE = 2	Estates & Ancillary: HC = 7 FTE = 2	Management Partners: HC = 2 FTE = 2	Managers: HC = 61 FTE = 54	Medical Secretaries: HC = 79 FTE = 51	Other Admin/Non- clinical: HC = 181 FTE = 120	Receptionists: HC = 317 FTE = 194	Telephonists: HC = 1 FTE = 1
---	--	--	--	--	--	---	--

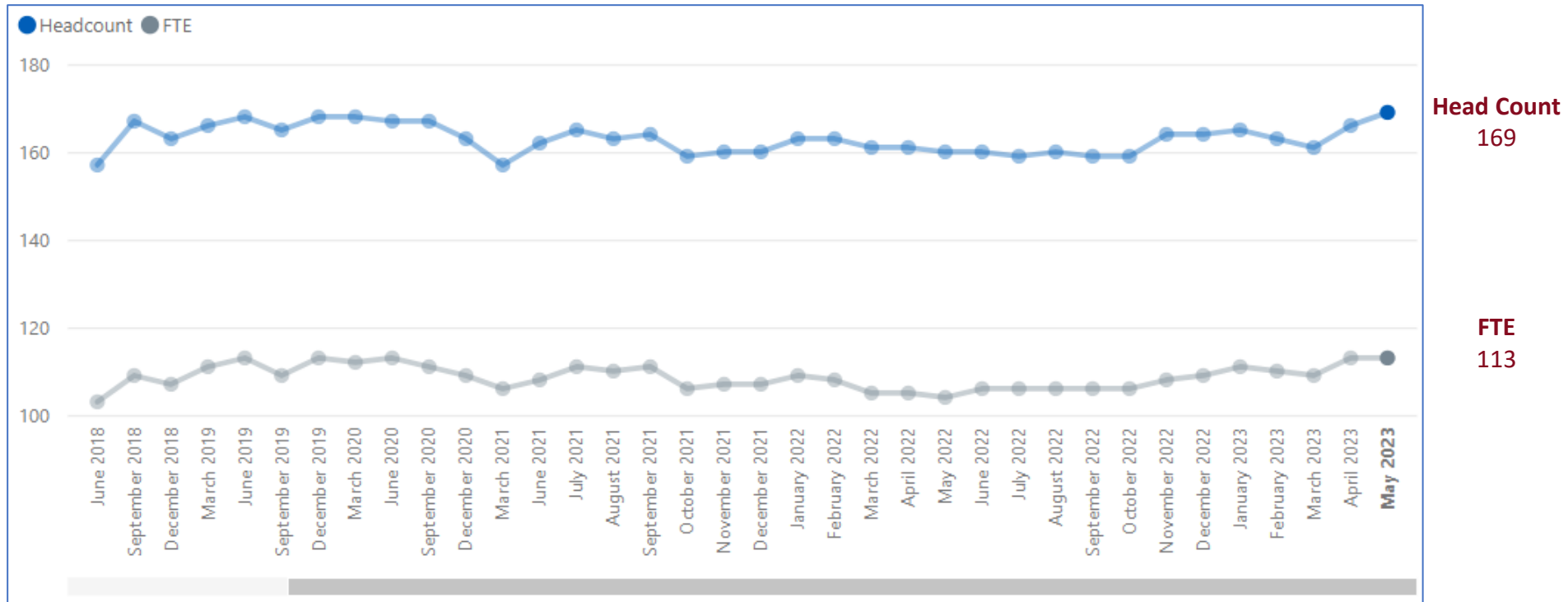
Mid Essex Demographics – Headcount and FTE



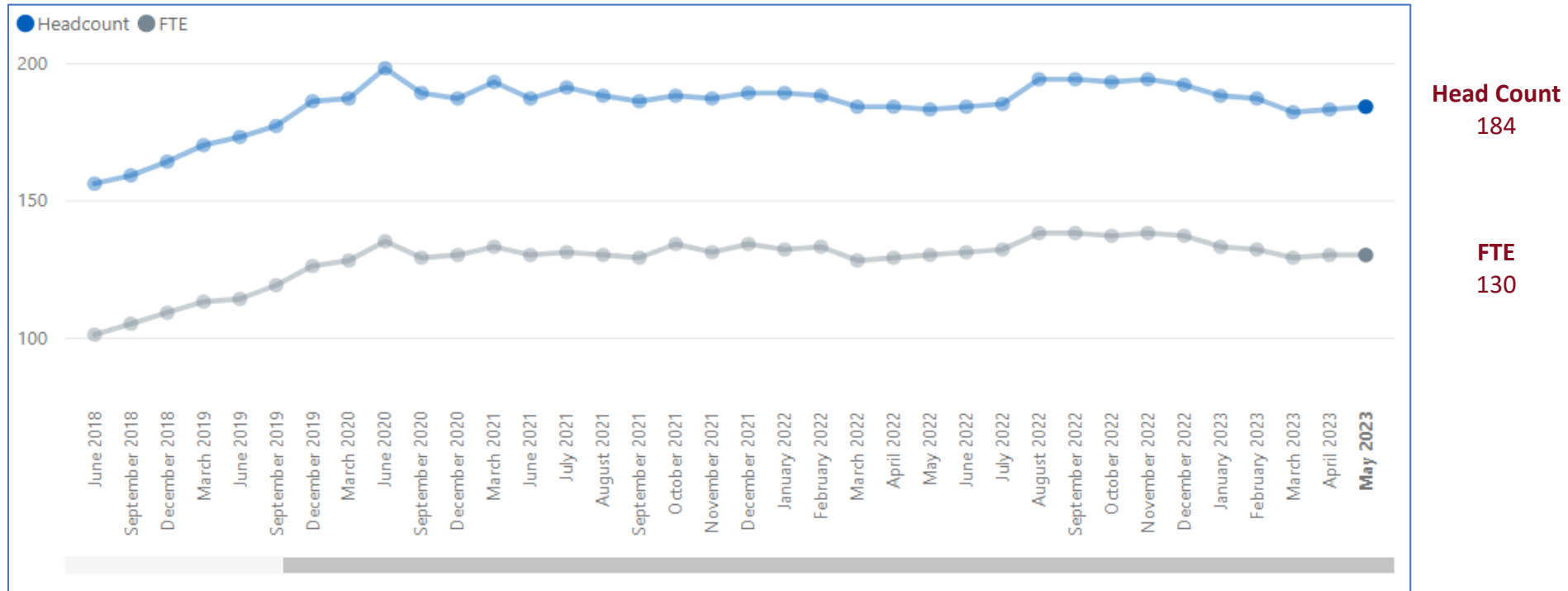
Mid Essex GP Trends – Headcount and FTE



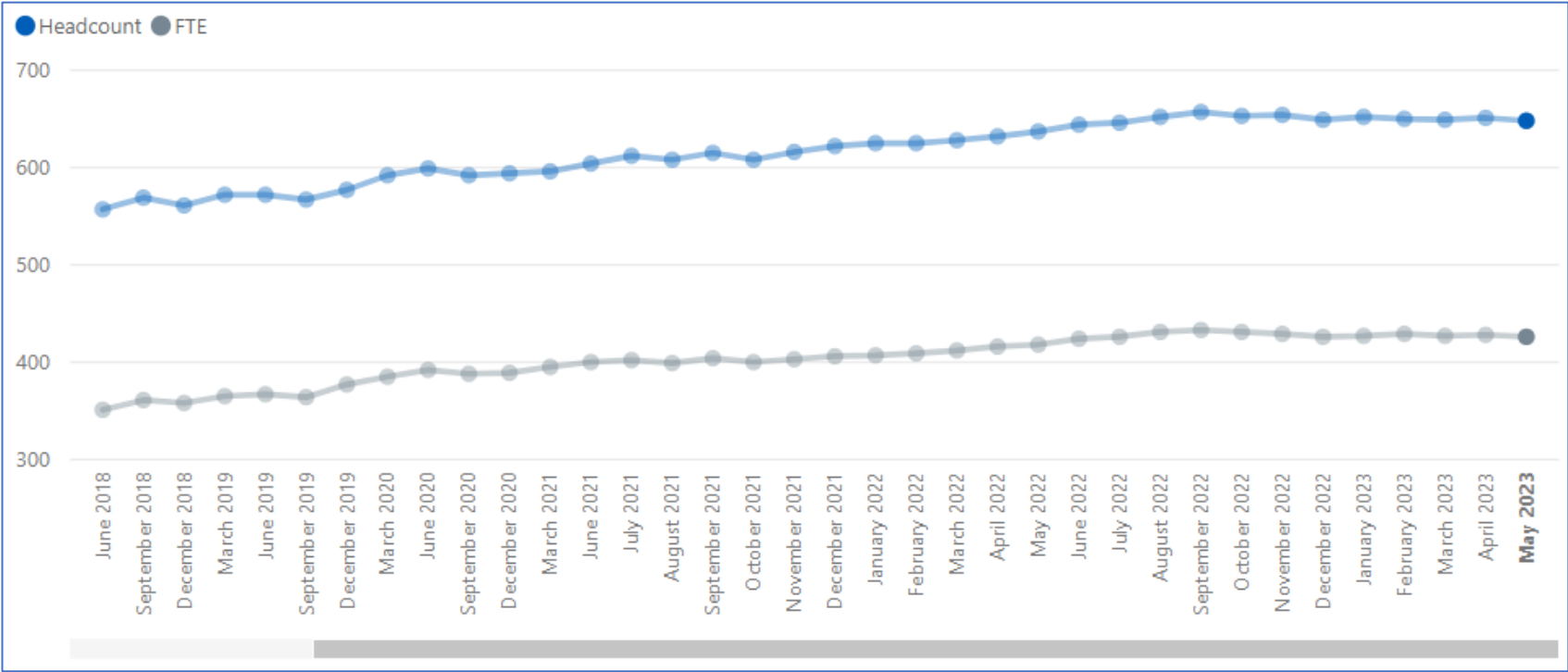
Mid Essex Nurses Trends – Headcount and FTE



Mid Essex Direct Patient Care Trends – Headcount and FTE



Mid Essex Administration/Non-Clinical Trends – Headcount and FTE



Head Count
647

FTE
425

**Basildon & Brentwood
GP Practices
Workforce Information**

May 2023

Basildon & Brentwood Workforce Roles in Primary Care – Headcount and FTE



GP Partners: HC = 95 FTE = 83	GP Regular Locums: HC = 10 FTE = 4	GP Retainers: HC = 1 FTE = 1	GPs in Training Grades: HC = 20 FTE = 18	Salaried GPs: HC = 36 FTE = 20
---	--	--	---	---

Key
 HC = Head Count
 FTE = Full-Time Equivalent



Advanced Nurse Practitioners: HC = 20 FTE = 16	Extended Role Practice Nurses: HC = 0 FTE = 0	Nurse Dispensers: HC = 0 FTE = 0	Nurse Specialists: HC = 0 FTE = 0	Nursing Partners: HC = 0 FTE = 0	Other Nurses: HC = 2 FTE = 1	Practice Nurses: HC = 75 FTE = 45	Trainee Nurses: HC = 1 FTE = 0
---	--	---	--	---	---	--	---

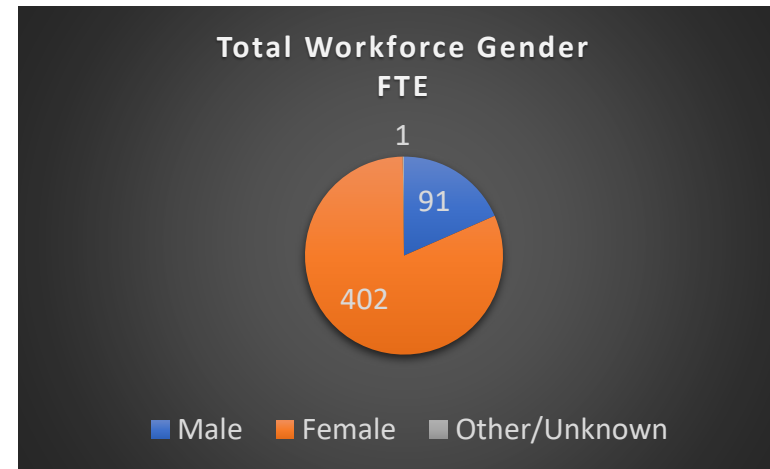
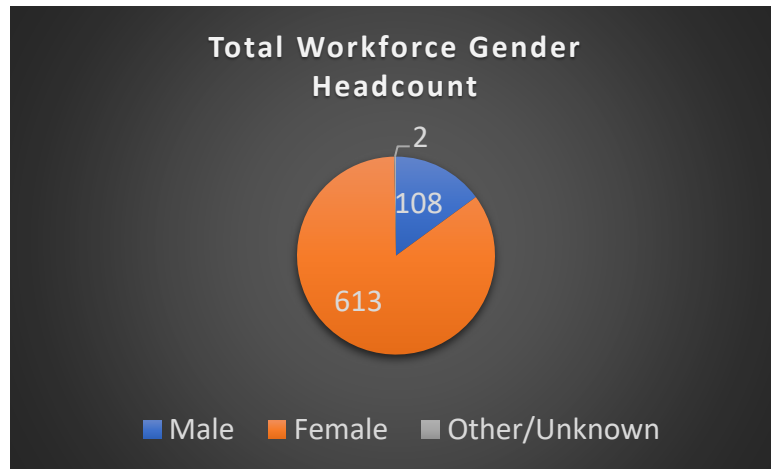
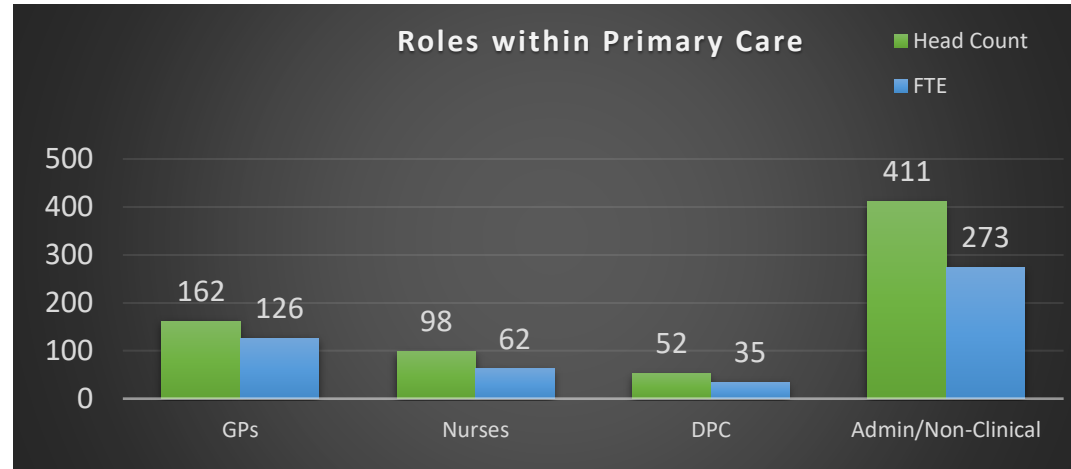


Advanced Paramedic Practitioners: HC = 0 FTE = 0	Advanced Pharmacist Practitioners: HC = 0 FTE = 0	Advanced Physiotherapist Practitioners: HC = 0 FTE = 0	Apprentices: HC = 0 FTE = 0	Dispensers: HC = 4 FTE = 3	General Practice Assistants: HC = 1 FTE = 1	Health Support Workers: HC = 0 FTE = 0
Health Care Assistants: HC = 30 FTE = 20	Nursing Associates: HC = 0 FTE = 0	Other Direct Patient Care: HC = 3 FTE = 2	Paramedics: HC = 1 FTE = 1	Pharmacists: HC = 9 FTE = 6	Pharmacy Technicians: HC = 0 FTE = 0	Phlebotomists: HC = 1 FTE = 0
Physician Associates: HC = 3 FTE = 3	Physiotherapists: HC = 0 FTE = 0	Social Prescribing Link Workers: HC = 0 FTE = 0	Therapists: HC = 0 FTE = 0			

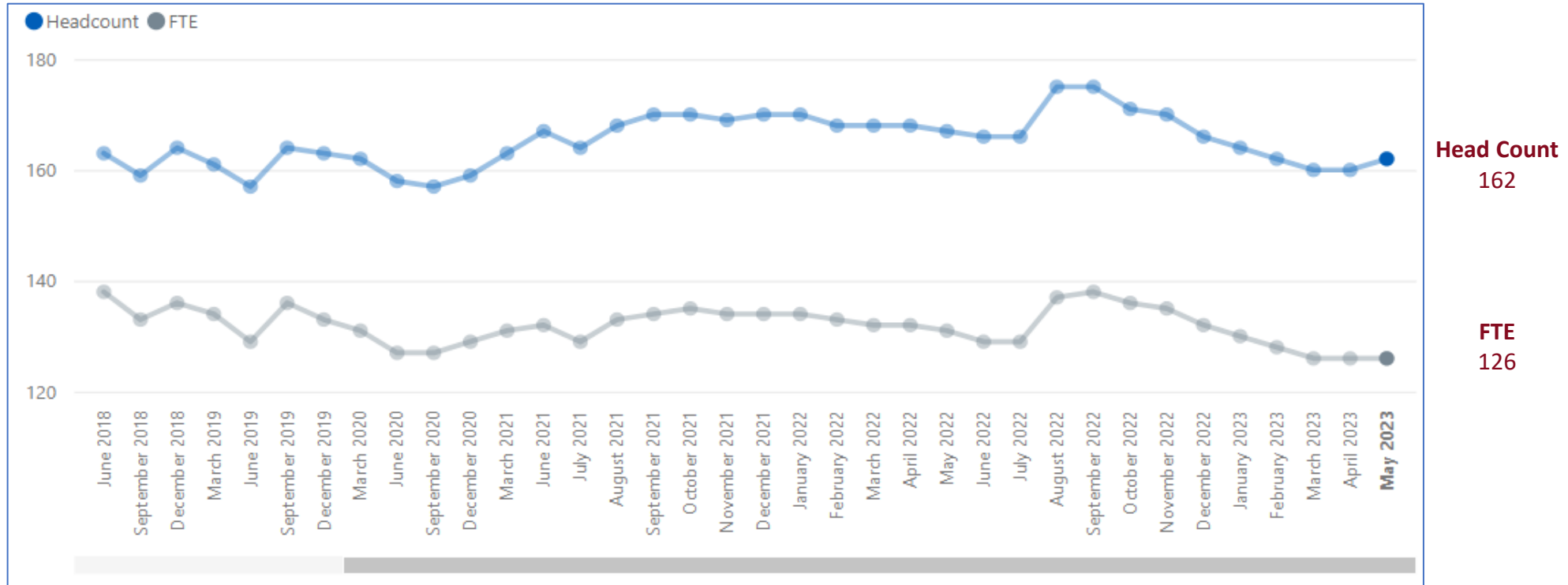


Apprentices: HC = 3 FTE = 3	Estates & Ancillary: HC = 3 FTE = 2	Management Partners: HC = 0 FTE = 0	Managers: HC = 42 FTE = 37	Medical Secretaries: HC = 41 FTE = 29	Other Admin/Non- clinical: HC = 66 FTE = 39	Receptionists: HC = 255 FTE = 163	Telephonists: HC = 1 FTE = 0
---	--	--	--	--	--	---	--

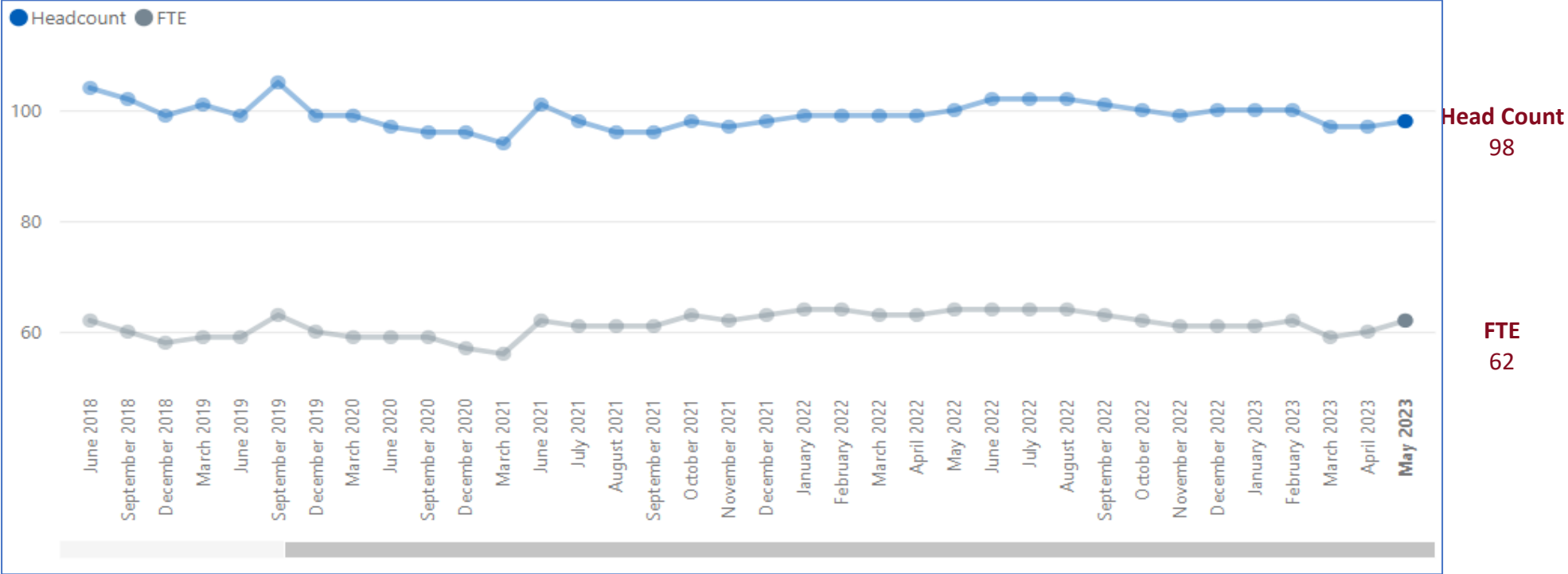
Basildon & Brentwood Demographics – Headcount and FTE



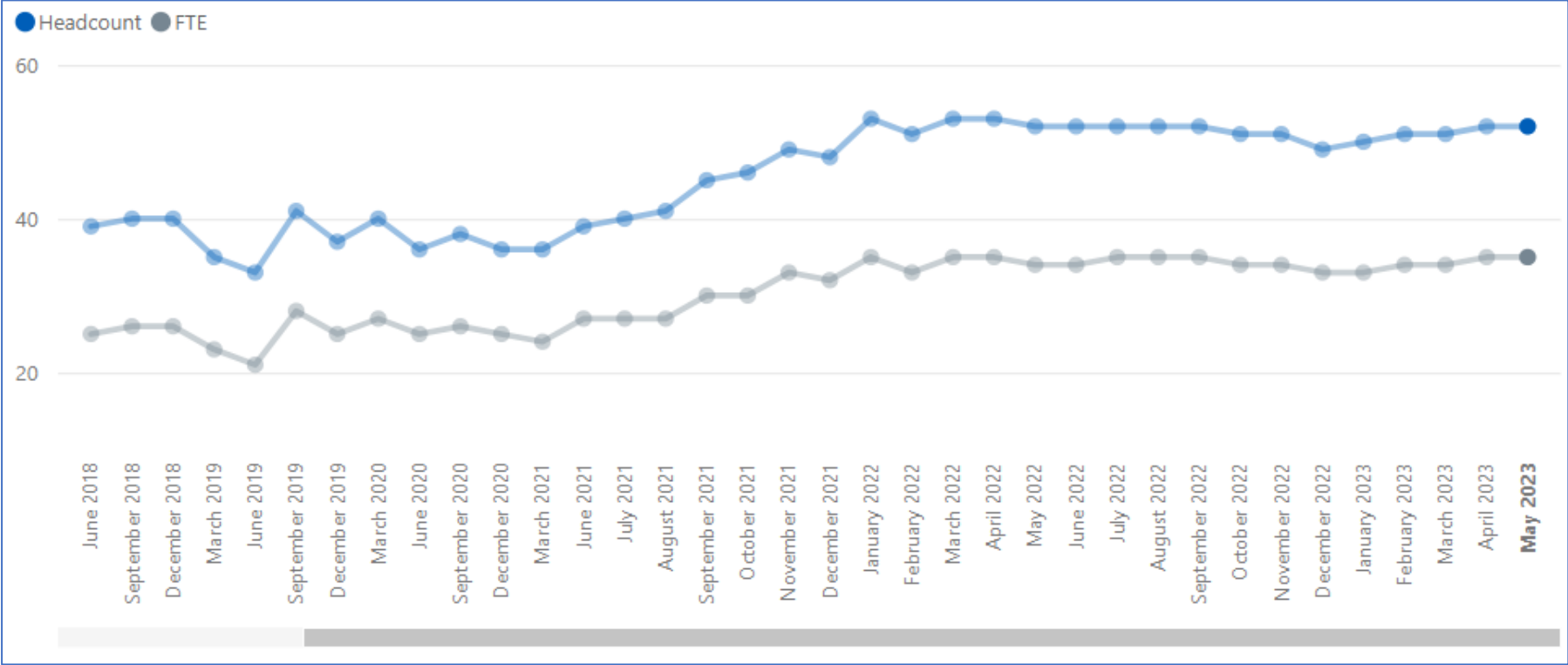
Basildon & Brentwood GP Trends – Headcount and FTE



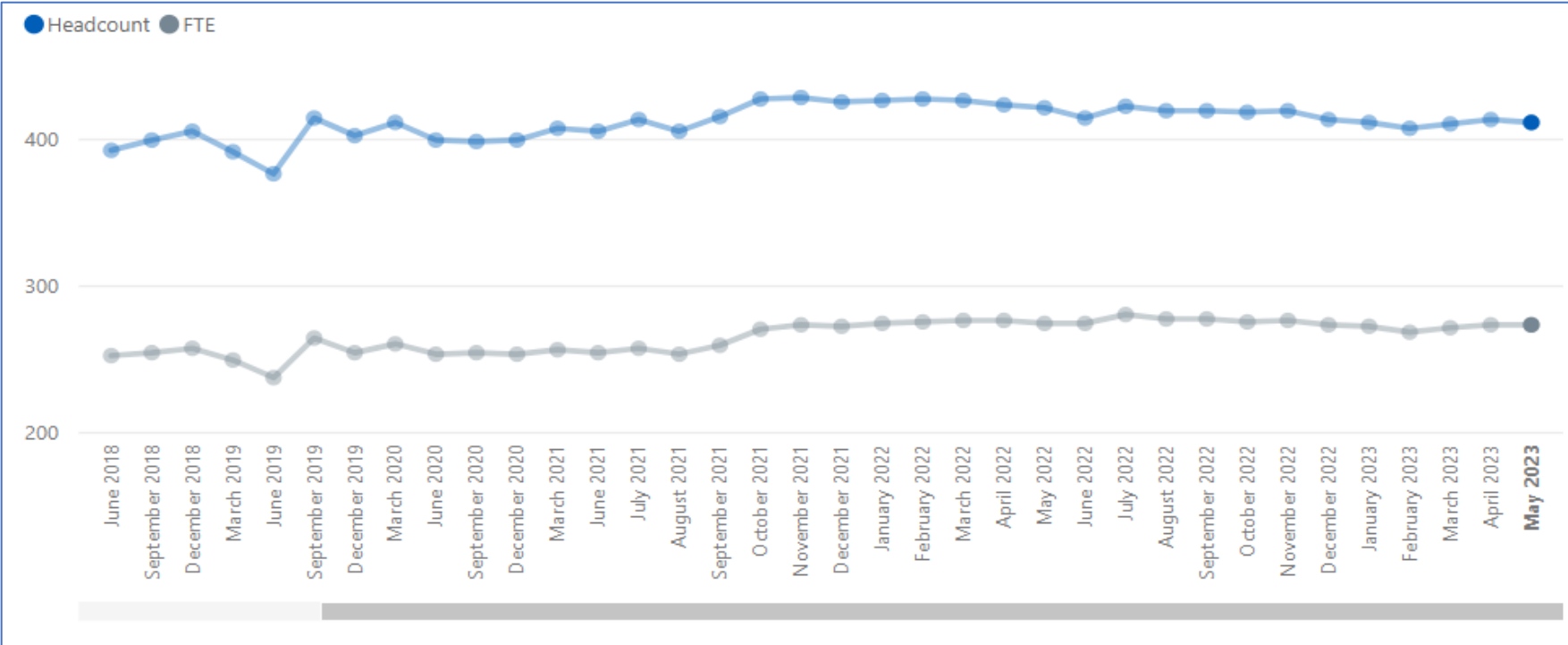
Basildon & Brentwood Nurses Trends – Headcount and FTE



Basildon & Brentwood Direct Patient Care Trends – Headcount and FTE



Basildon & Brentwood Essex Administration/Non-Clinical Trends – Headcount and FTE



Head Count
411

FTE
273

Thurrock GP Practices Workforce Information

May 2023

Thurrock Workforce Roles in Primary Care – Headcount and FTE



GP Partners:
HC = 41
FTE = 40

GP Regular Locums:
HC = 18
FTE = 11

GP Retainers:
HC = 0
FTE = 0

GPs in Training
 Grades:
HC = 12
FTE = 12

Salaried
 GPs:
HC = 23
FTE = 17

Key
 HC = Head Count
 FTE = Full-Time Equivalent



Advanced Nurse
 Practitioners:
HC = 15
FTE = 10

Extended Role
 Practice Nurses:
HC = 1
FTE = 1

Nurse
 Dispensers:
HC = 0
FTE = 0

Nurse
 Specialists:
HC = 0
FTE = 0

Nursing
 Partners:
HC = 0
FTE = 0

Other
 Nurses:
HC = 0
FTE = 0

Practice
 Nurses:
HC = 44
FTE = 29

Trainee
 Nurses:
HC = 0
FTE = 0



Advanced Paramedic
 Practitioners:
HC = 1
FTE = 0

Advanced Pharmacist
 Practitioners:
HC = 2
FTE = 1

Advanced Physiotherapist
 Practitioners:
HC = 0
FTE = 0

Apprentices:
HC = 1
FTE = 1

Dispensers:
HC = 8
FTE = 6

Health Support
 Workers:
HC = 0
FTE = 0

Health Care
 Assistants:
HC = 20
FTE = 12

Nursing
 Associates:
HC = 2
FTE = 1

Other Direct
 Patient Care:
HC = 3
FTE = 1

Paramedics:
HC = 0
FTE = 0

Pharmacists:
HC = 8
FTE = 6

Pharmacy
 Technicians:
HC = 0
FTE = 0

Phlebotomists:
HC = 1
FTE = 1

Physician
 Associates:
HC = 8
FTE = 6

Physiotherapists:
HC = 0
FTE = 0

Social Prescribing
 Link Workers:
HC = 0
FTE = 0

Therapists:
HC = 0
FTE = 0



Apprentices:
HC = 2
FTE = 2

Estates
 & Ancillary:
HC = 2
FTE = 1

Management
 Partners:
HC = 5
FTE = 5

Managers:
HC = 32
FTE = 29

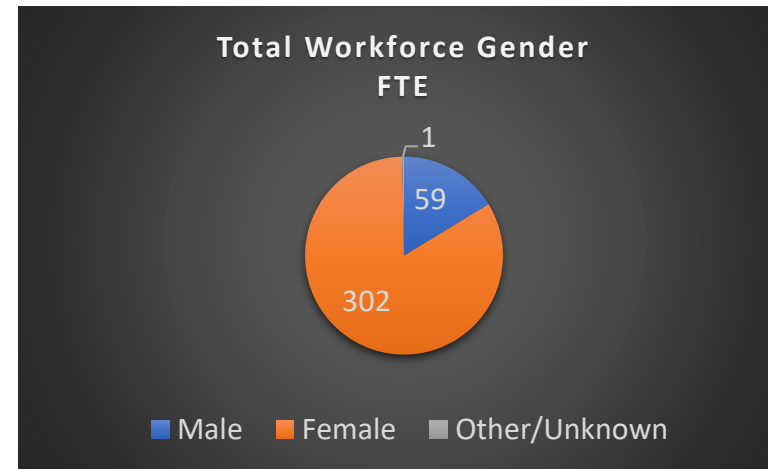
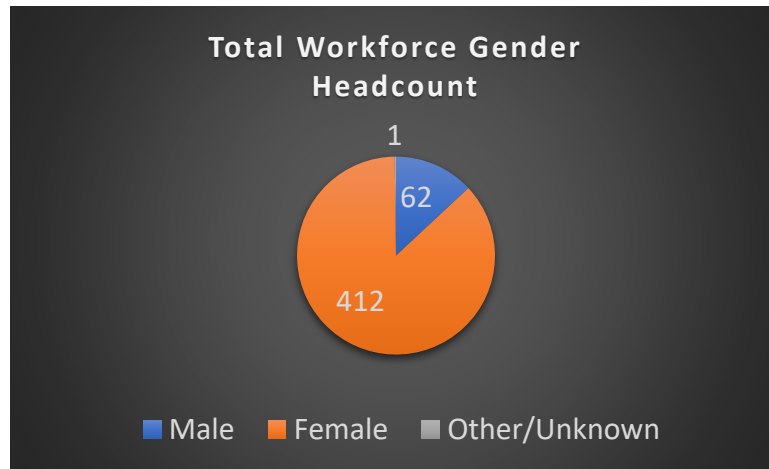
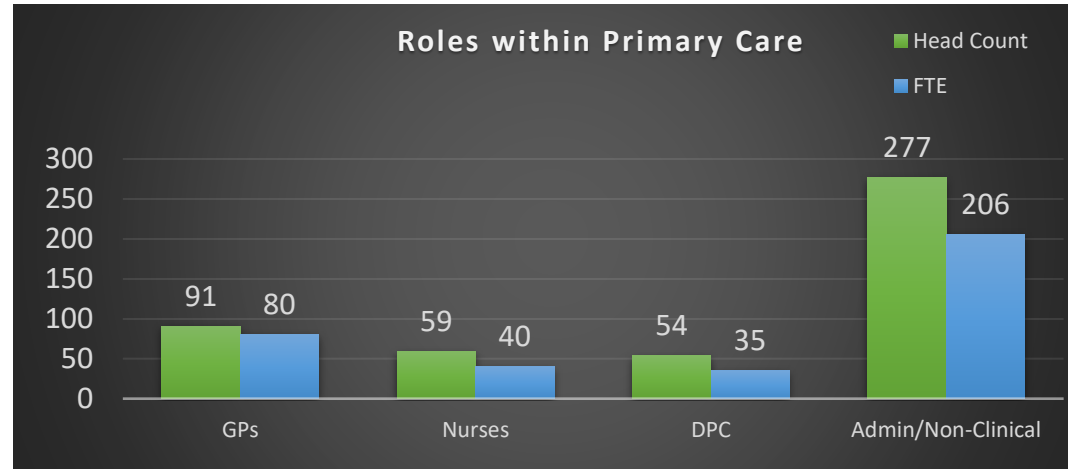
Medical
 Secretaries:
HC = 18
FTE = 14

Other Admin/Non-
 clinical:
HC = 38
FTE = 30

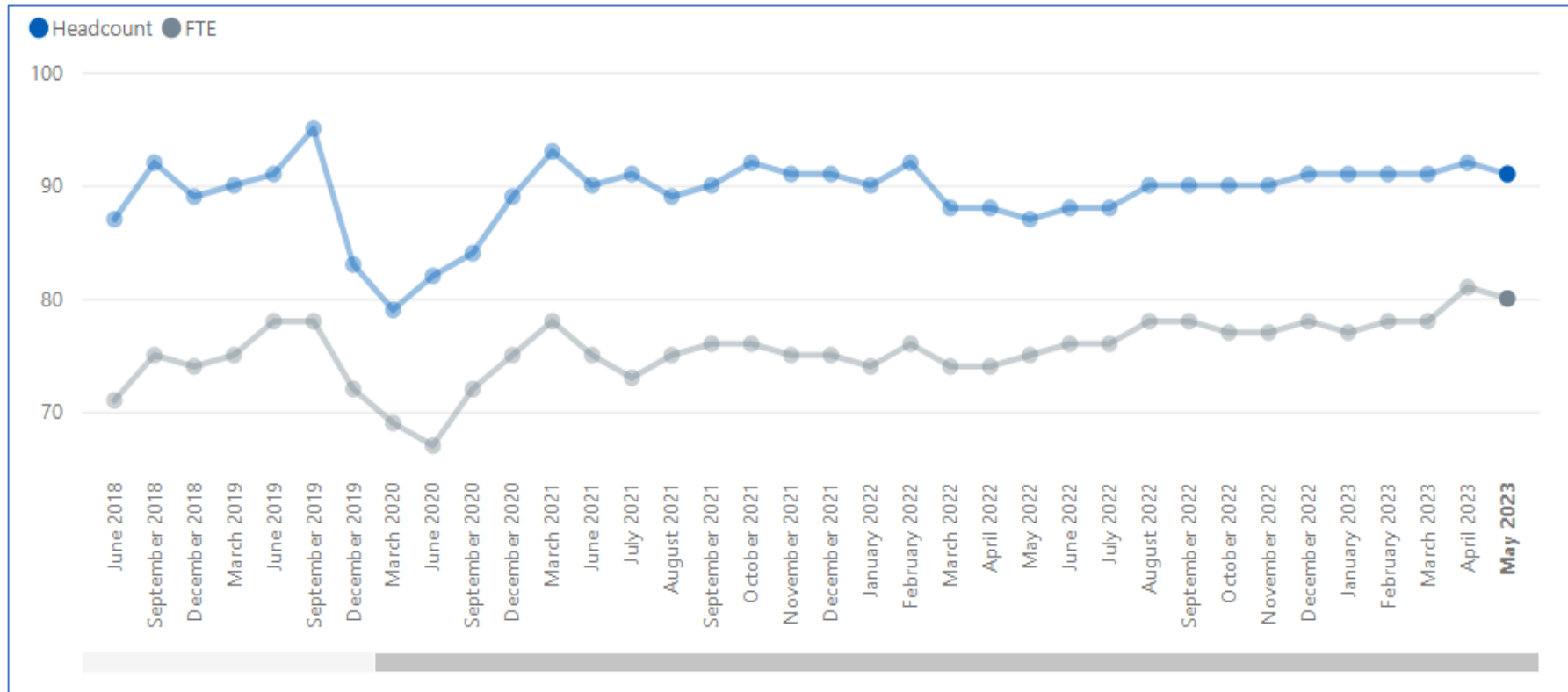
Receptionists:
HC = 182
FTE = 127

Telephonists:
HC = 0
FTE = 0

Thurrock Demographics – Headcount and FTE



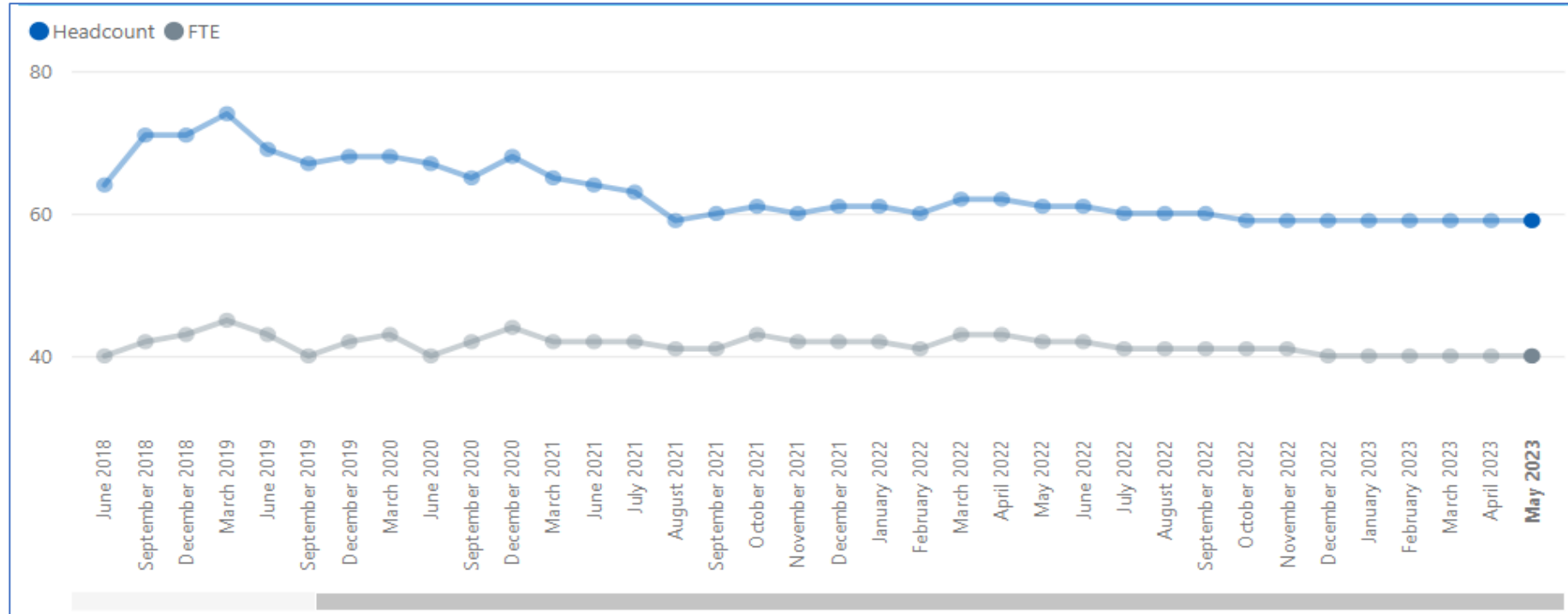
Thurrock GP Trends – Headcount and FTE



Head Count
91

FTE
80

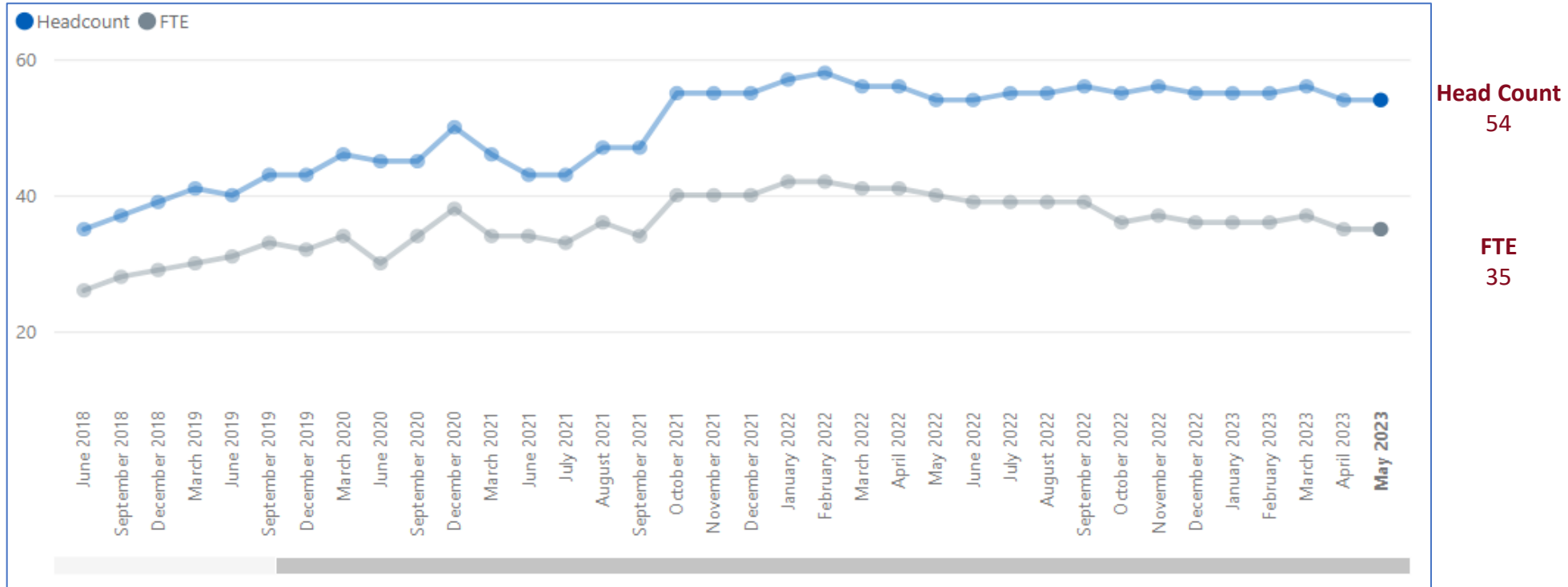
Thurrock Nurses Trends – Headcount and FTE



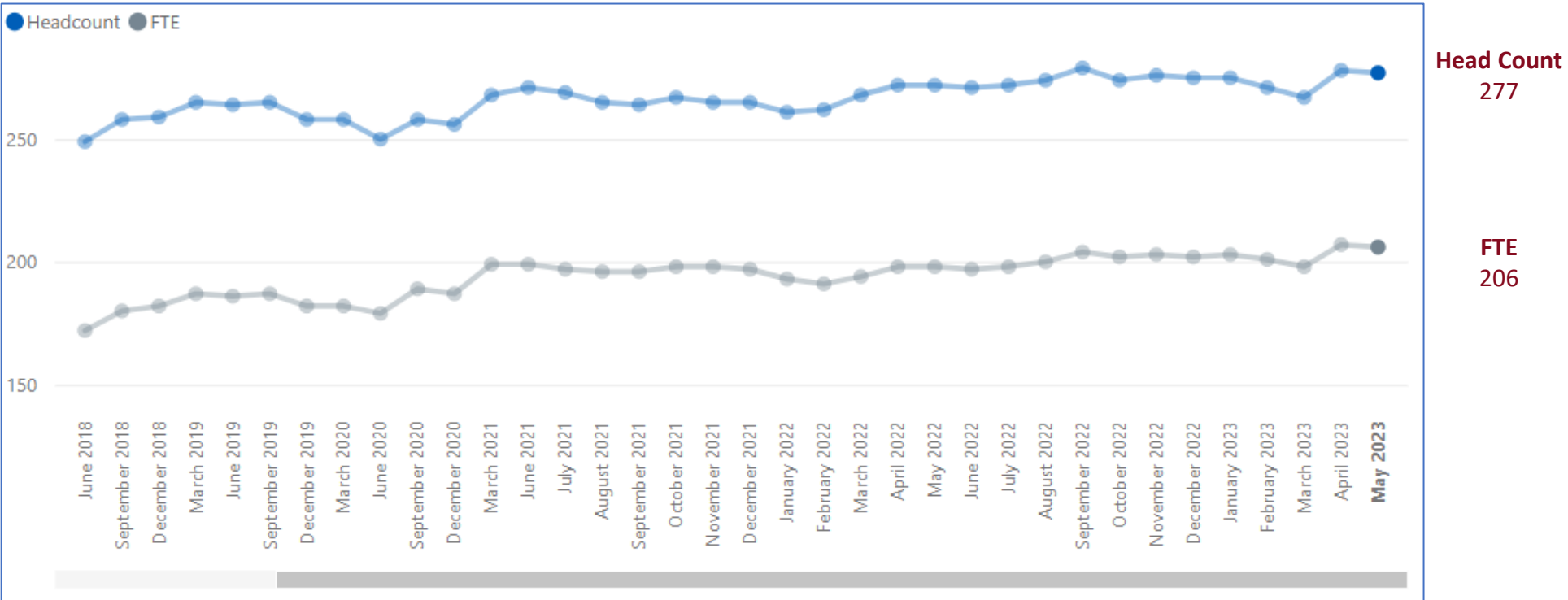
Head Count
59

FTE
40

Thurrock Direct Patient Care Trends – Headcount and FTE



Thurrock Administration/Non-Clinical Trends – Headcount and FTE



**Castle Point & Rochford (CPR)
GP Practices
Workforce Information**

May 2023

CPR Workforce Roles in Primary Care – Headcount and FTE



GP Partners: HC = 57 FTE = 57	GP Regular Locums: HC = 12 FTE = 5	GP Retainers: HC = 0 FTE = 0	GPs in Training Grades: HC = 23 FTE = 22	Salaried GPs: HC = 26 FTE = 21
---	--	--	---	---

Key
HC = Head Count
FTE = Full-Time Equivalent



Advanced Nurse Practitioners: HC = 11 FTE = 8	Extended Role Practice Nurses: HC = 1 FTE = 1	Nurse Dispensers: HC = 1 FTE = 0	Nurse Specialists: HC = 1 FTE = 1	Nursing Partners: HC = 0 FTE = 0	Other Nurses: HC = 0 FTE = 0	Practice Nurses: HC = 37 FTE = 25	Trainee Nurses: HC = 0 FTE = 0
---	---	--	---	--	--	---	--

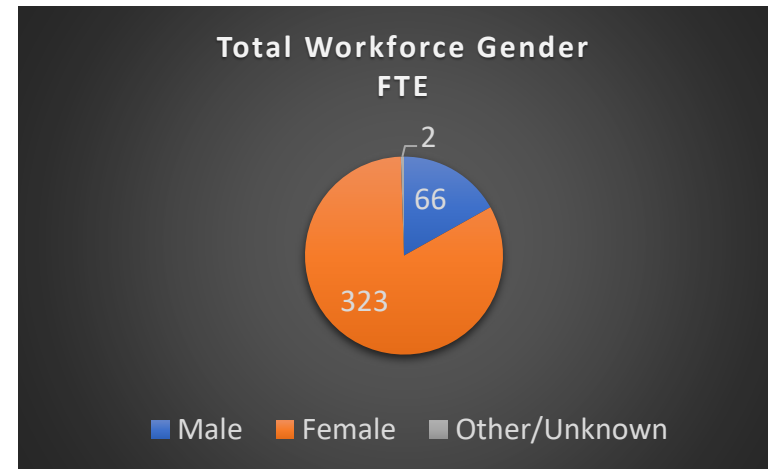
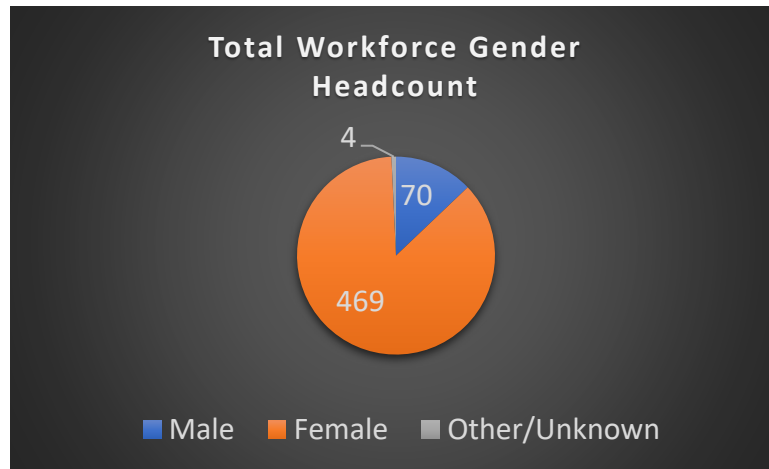
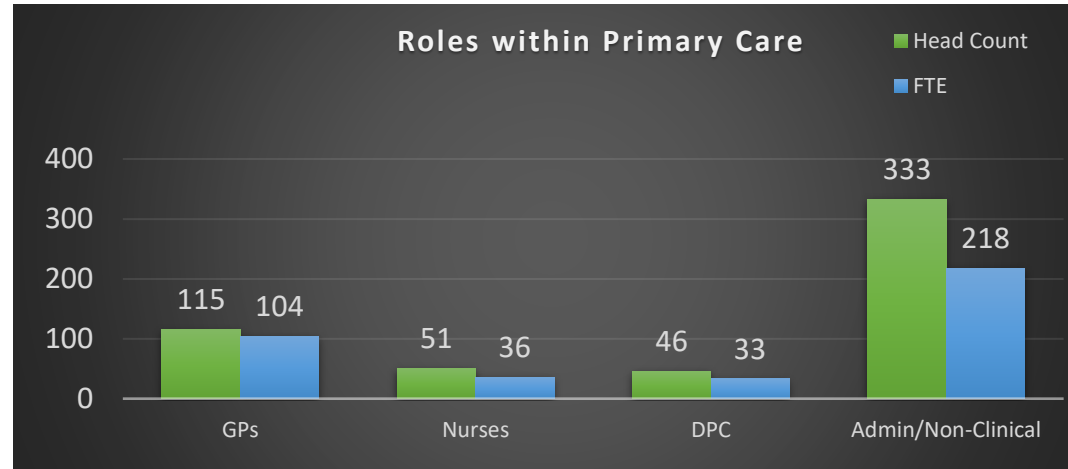


Advanced Paramedic Practitioners: HC = 1 FTE = 1	Advanced Pharmacist Practitioners: HC = 1 FTE = 0	Advanced Physiotherapist Practitioners: HC = 0 FTE = 0	Apprentices: HC = 0 FTE = 0	Dispensers: HC = 0 FTE = 0	Health Support Workers: HC = 0 FTE = 0	Health Care Assistants: HC = 25 FTE = 18
Nursing Associates: HC = 2 FTE = 1	Other Direct Patient Care: HC = 1 FTE = 1	Paramedics: HC = 1 FTE = 1	Pharmacists: HC = 3 FTE = 3	Pharmacy Technicians: HC = 0 FTE = 0	Phlebotomists: HC = 9 FTE = 5	Physician Associates: HC = 2 FTE = 2
Physiotherapists: HC = 1 FTE = 1	Social Prescribing Link Workers: HC = 0 FTE = 0	Therapists: HC = 0 FTE = 0				

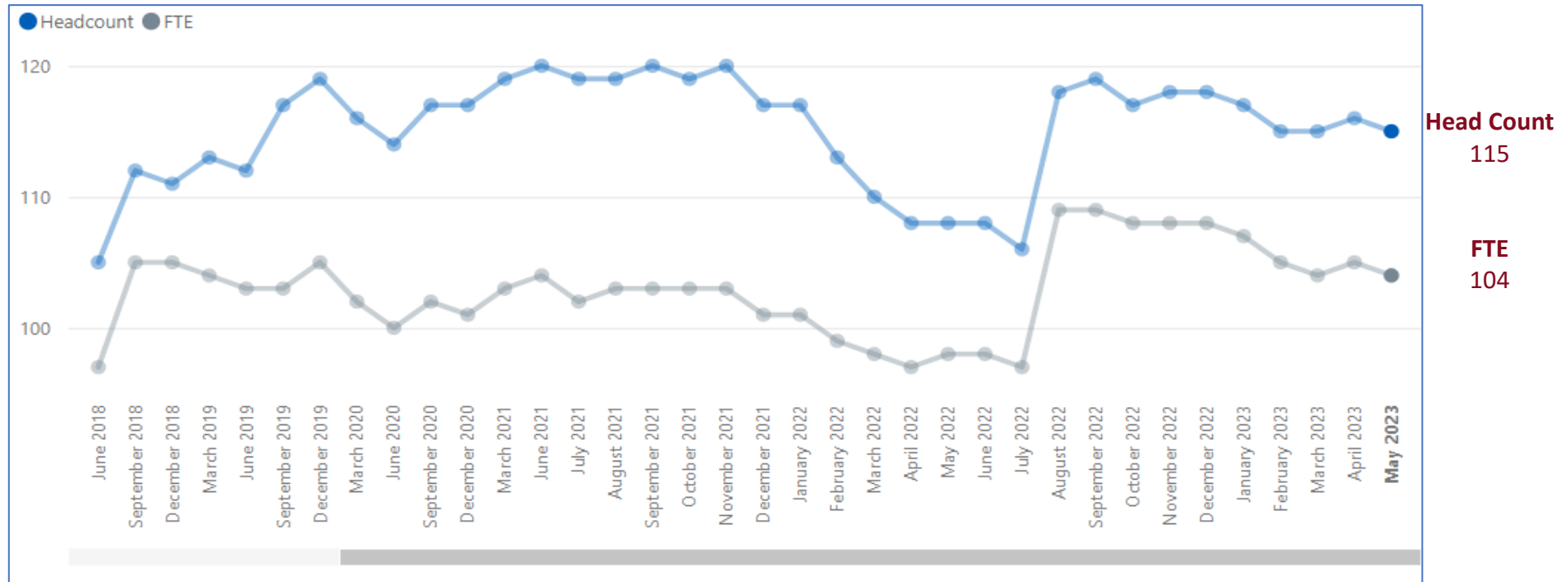


Apprentices: HC = 2 FTE = 1	Estates & Ancillary: HC = 2 FTE = 2	Management Partners: HC = 2 FTE = 2	Managers: HC = 23 FTE = 21	Medical Secretaries: HC = 27 FTE = 19	Other Admin/Non-clinical: HC = 58 FTE = 41	Receptionists: HC = 218 FTE = 131	Telephonists: HC = 1 FTE = 1
---	---	---	--	---	--	---	--

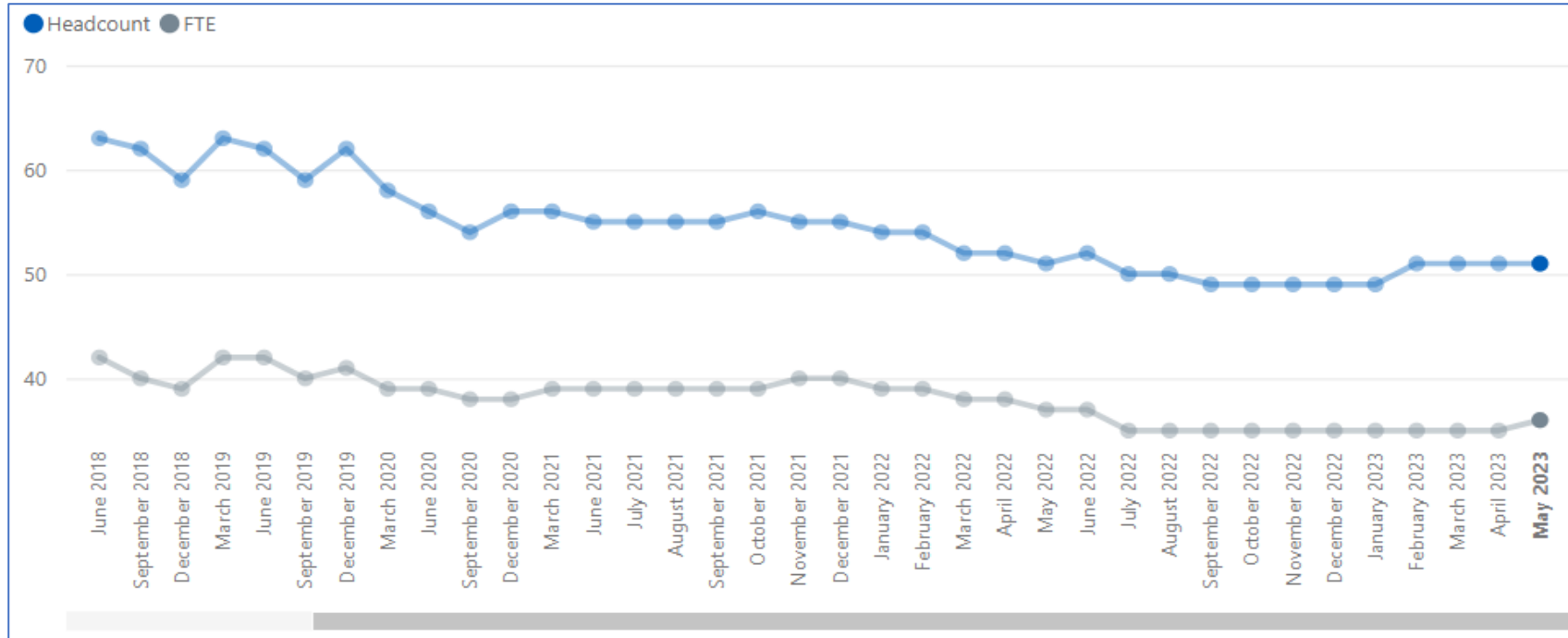
CPR Demographics – Headcount and FTE



CPR GP Trends – Headcount and FTE



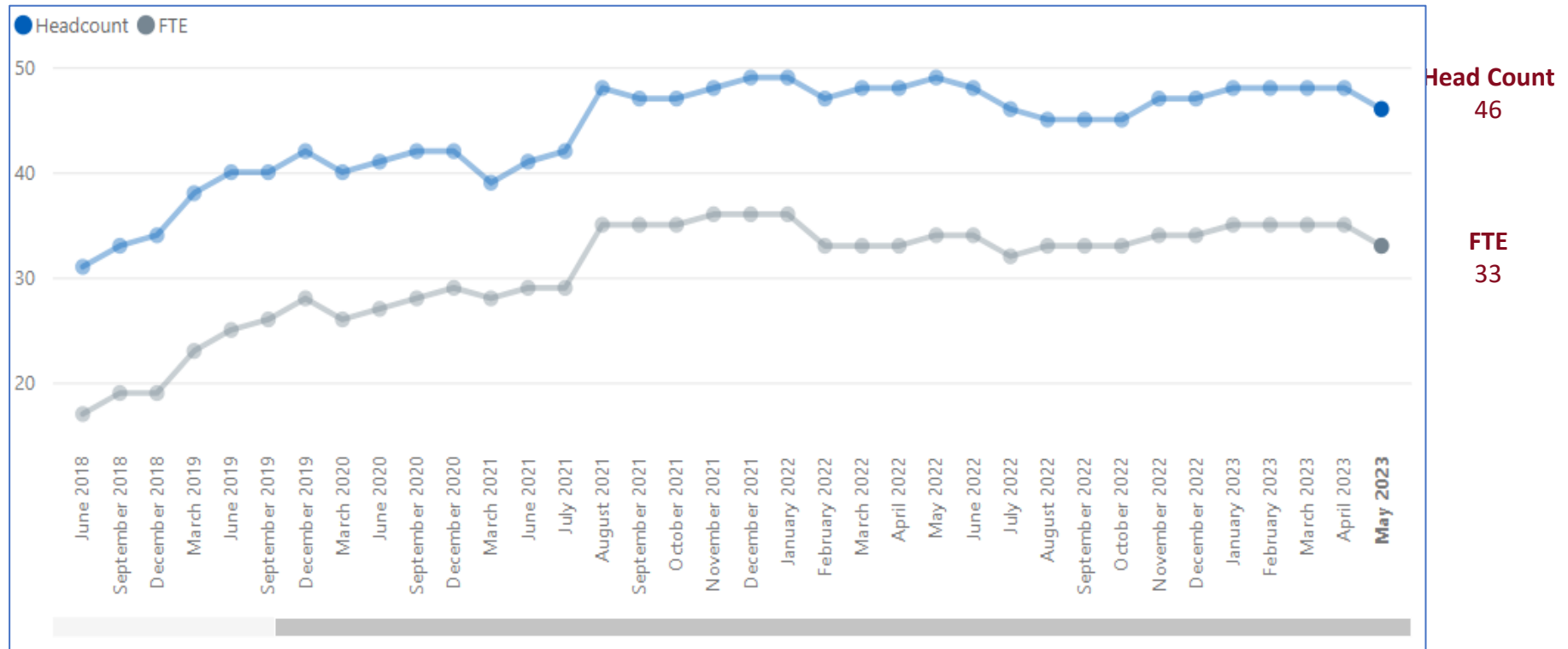
CPR Nurses Trends – Headcount and FTE



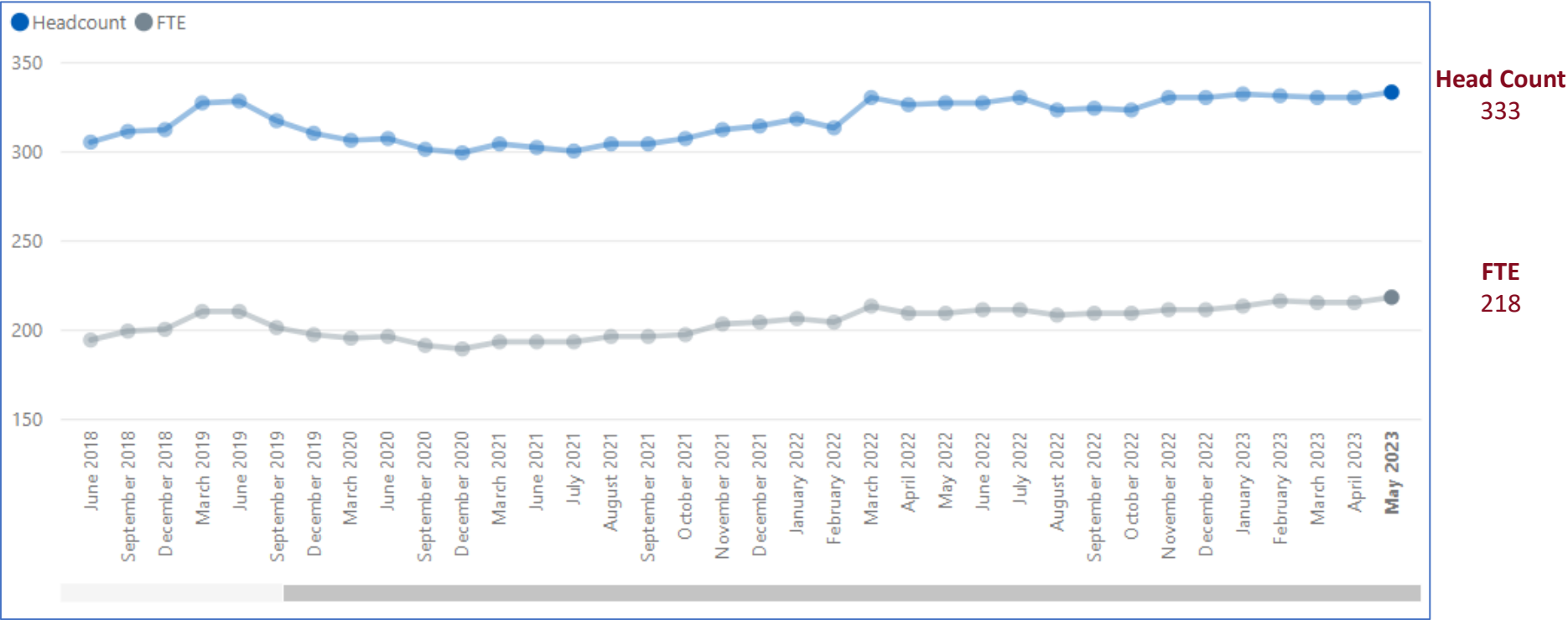
Head Count
51

FTE
36

CPR Direct Patient Care Trends – Headcount and FTE



CPR Administration/Non-Clinical Trends – Headcount and FTE



Southend GP Practices Workforce Information

May 2023

Southend Workforce Roles in Primary Care – Headcount and FTE



GP Partners:
HC = 51
FTE = 48

GP Regular Locums:
HC = 19
FTE = 8

GP Retainers:
HC = 1
FTE = 0

GPs in Training
 Grades:
HC = 23
FTE = 21

Salaried
 GPs:
HC = 41
FTE = 25

Key
 HC = Head Count
 FTE = Full-Time Equivalent



Advanced Nurse
 Practitioners:
HC = 15
FTE = 11

Extended Role
 Practice Nurses:
HC = 4
FTE = 3

Nurse
 Dispensers:
HC = 0
FTE = 0

Nurse
 Specialists:
HC = 1
FTE = 1

Nursing
 Partners:
HC = 0
FTE = 0

Other
 Nurses:
HC = 2
FTE = 2

Practice
 Nurses:
HC = 52
FTE = 29

Trainee
 Nurses:
HC = 2
FTE = 2



Advanced Paramedic
 Practitioners:
HC = 0
FTE = 0

Advanced Pharmacist
 Practitioners:
HC = 0
FTE = 0

Advanced Physiotherapist
 Practitioners:
HC = 0
FTE = 0

Apprentices:
HC = 0
FTE = 0

Dispensers:
HC = 1
FTE = 1

Health Support
 Workers:
HC = 0
FTE = 0

Health Care
 Assistants:
HC = 23
FTE = 13

Nursing
 Associates:
HC = 0
FTE = 0

Other Direct
 Patient Care:
HC = 0
FTE = 0

Paramedics:
HC = 0
FTE = 0

Pharmacists:
HC = 6
FTE = 4

Pharmacy
 Technicians:
HC = 0
FTE = 0

Phlebotomists:
HC = 1
FTE = 1

Physician
 Associates:
HC = 1
FTE = 1

Physiotherapists:
HC = 0
FTE = 0

Social Prescribing
 Link Workers:
HC = 0
FTE = 0

Therapists:
HC = 0
FTE = 0



Apprentices:
HC = 1
FTE = 1

Estates
 & Ancillary:
HC = 3
FTE = 2

Management
 Partners:
HC = 0
FTE = 0

Managers:
HC = 37
FTE = 31

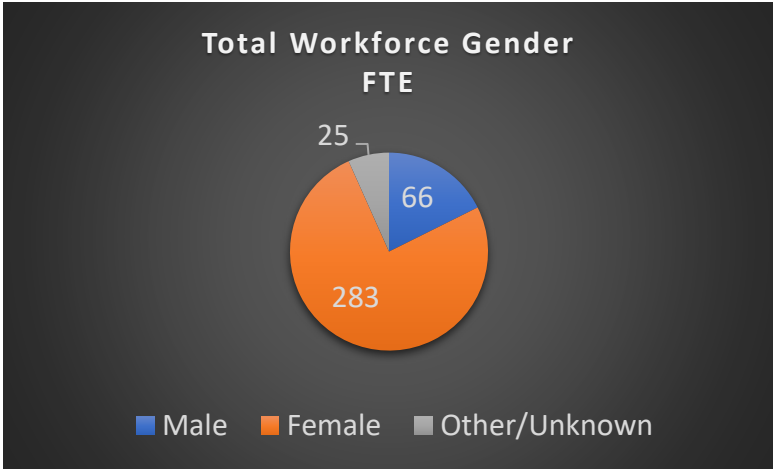
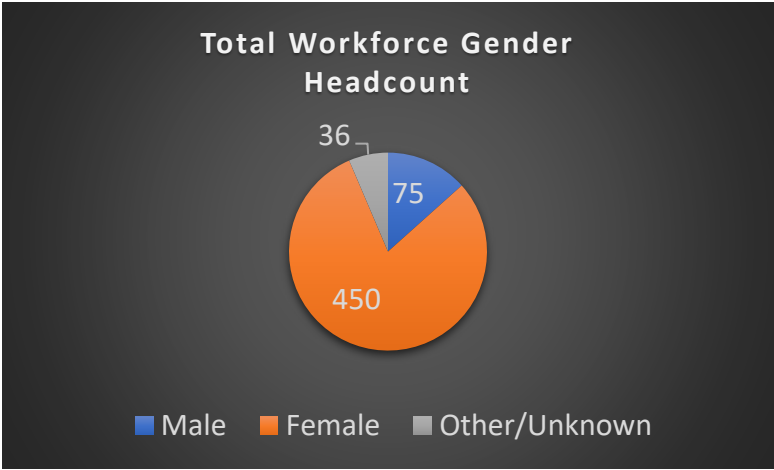
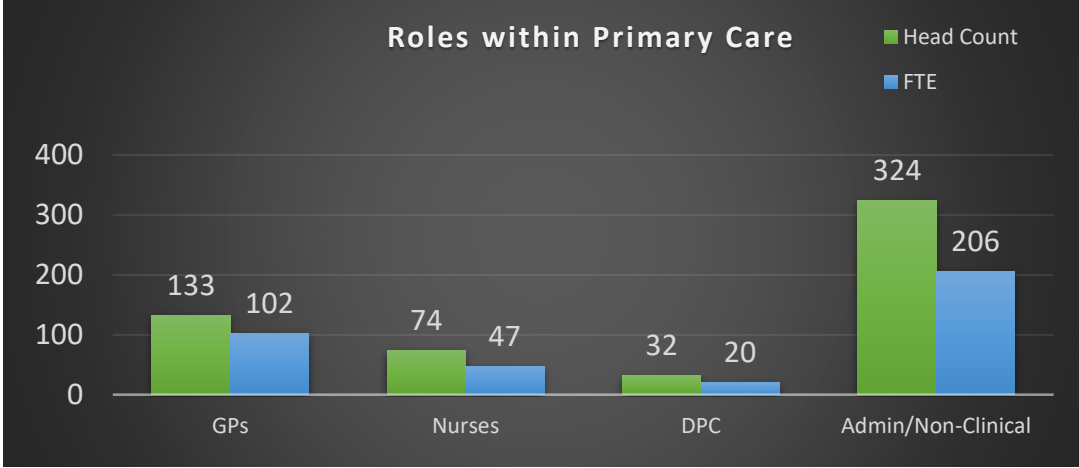
Medical
 Secretaries:
HC = 33
FTE = 21

Other Admin/Non-
 clinical:
HC = 48
FTE = 34

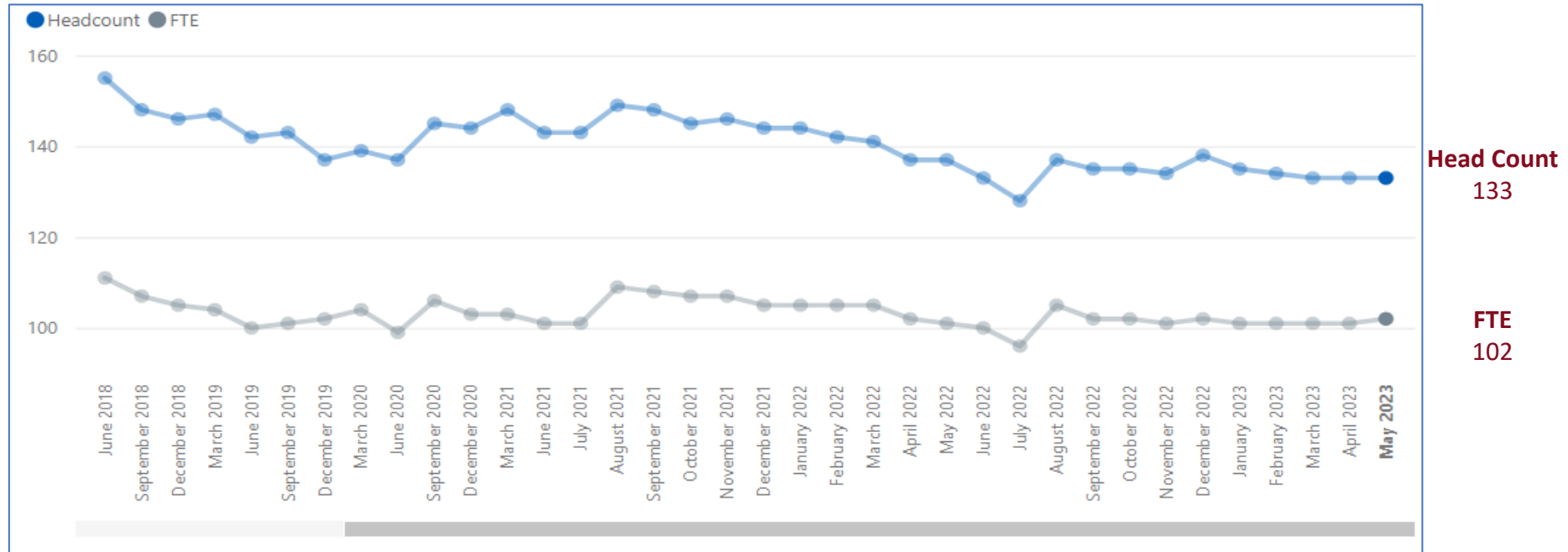
Receptionists:
HC = 201
FTE = 117

Telephonists:
HC = 1
FTE = 1

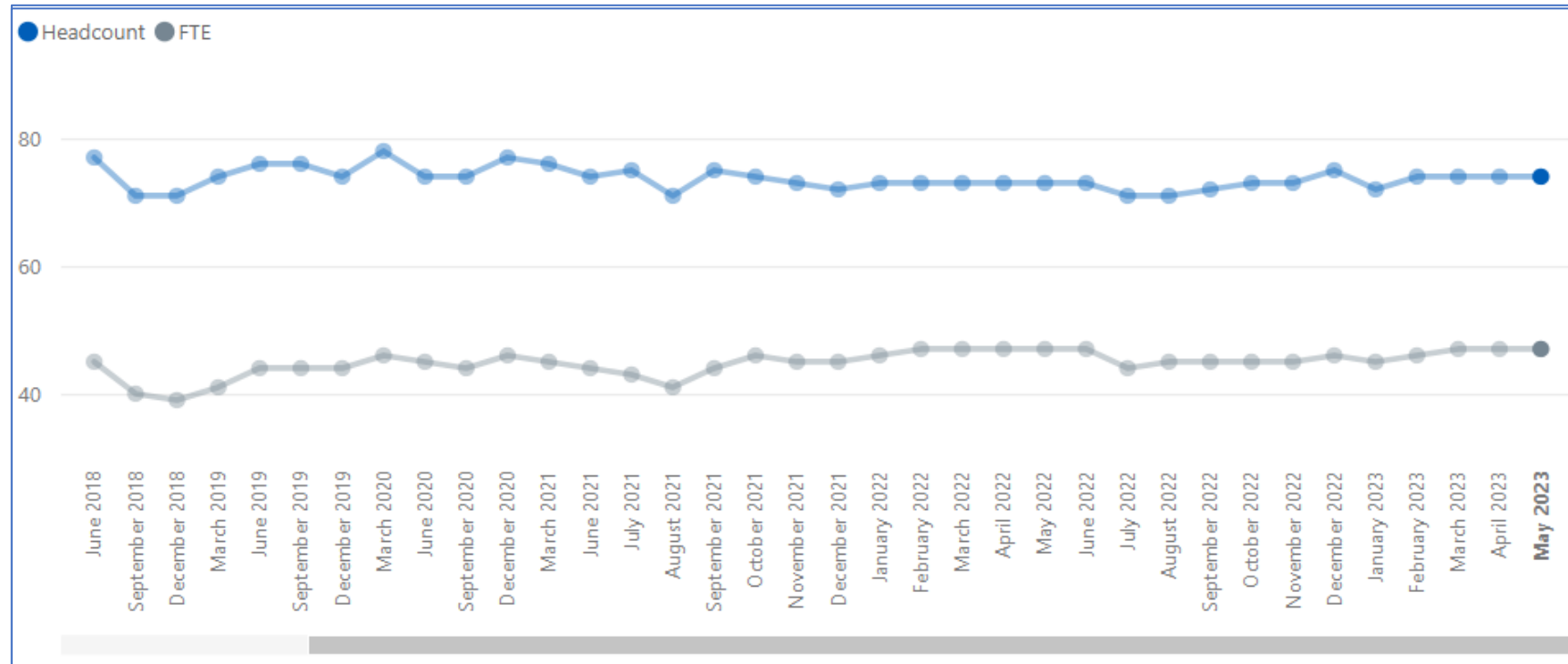
Southend Demographics – Headcount and FTE



Southend GP Trends – Headcount and FTE



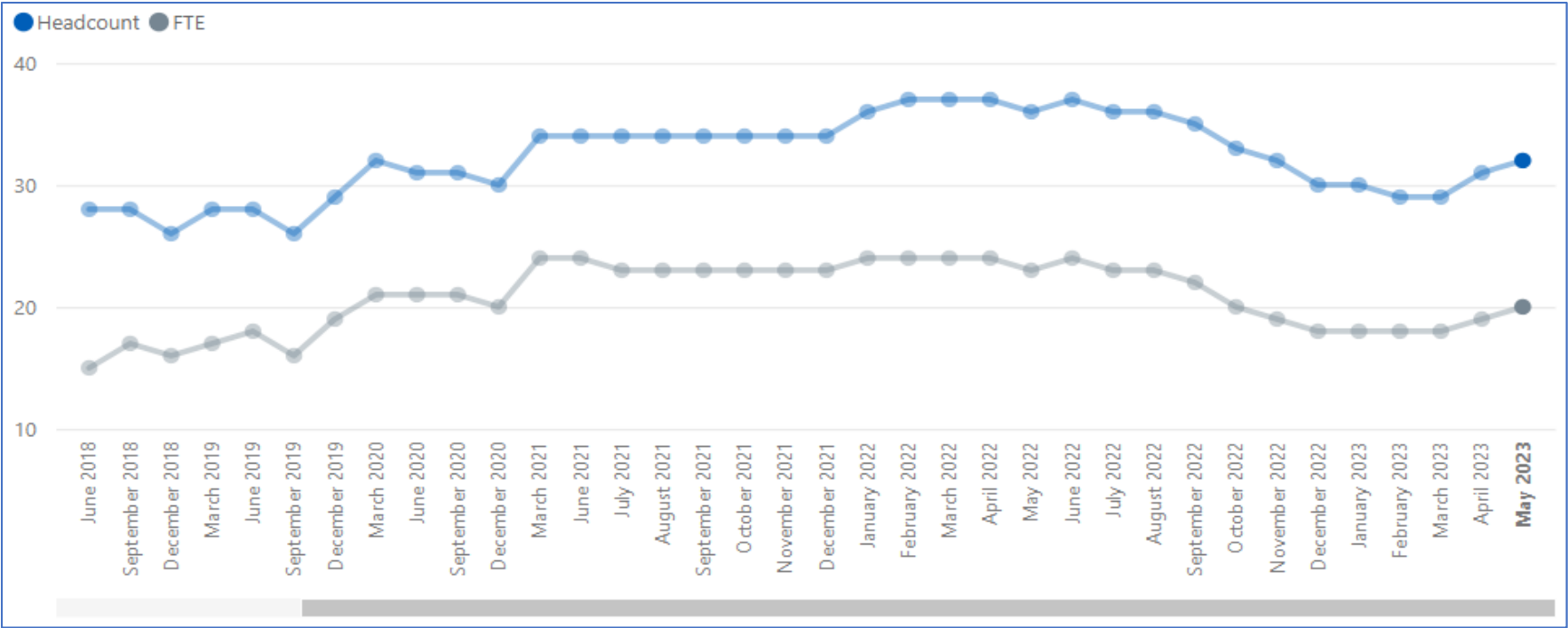
Southend Nurses Trends – Headcount and FTE



Head Count
74

FTE
47

Southend Direct Patient Care Trends – Headcount and FTE



Head Count
32

FTE
20

Southend Administration/Non-Clinical Trends – Headcount and FTE

