

**Essex LMCs  
GP Practices  
Workforce Information  
for  
Ratio of Male and Female GP's**

**April 2023**

# Index

## Male : Female Ratio Data

- 3 - Summary
- 4 - Essex Overall
- 6 - North East Essex
- 8 - West Essex
- 10 - Mid Essex
- 12 - Basildon & Brentwood
- 14 - Thurrock
- 16 - Castle Point & Rochford (CPR)
- 18 - Southend

# Summary

- This report presents data about male and female GPs working in Primary Care in Essex and each individual locality
- It is a snapshot of the male and female Primary Care GP workforce for April 2023
- Full Time Equivalent (FTE) is a standardised measure, 1.0 FTE equates to full-time work of 37.5 hours per week
- Headcount is the number of people working in a role
- NHS Digital is the source of the information
- A guide has been produced by NHS Digital for help with interpreting information with this document including:

Interpreting figures

Full-time equivalent (FTE) and headcount figures

Full-time equivalent calculations

Locum GPs




GPs in training

The guide for April 2023 is available here: [Using this publication - NDRS \(digital.nhs.uk\)](#)

**Essex Overall**  
**GP Workforce Information**  
**Male : Female Ratio**

**April 2023**

# GPs in Essex Primary Care - Male : Female Ratio

	GP Partners	GP Regular Locums	GP Retainers	GPs in Training Grades	Salaried GPs
	Male HC = 325 FTE = 320	Male HC = 36 FTE = 19	Male HC = 1 FTE = 0	Male HC = 94 FTE = 94	Male HC = 96 FTE = 72
	Female HC = 212 FTE = 188	Female HC = 46 FTE = 21	Female HC = 8 FTE = 3	Female HC = 139 FTE = 126	Female HC = 265 FTE = 158
	Other/Unknown HC = 4 FTE = 3	Other/Unknown HC = 2 FTE = 1	Other/Unknown HC = 0 FTE = 0	Other/Unknown HC = 0 FTE = 0	Other/Unknown HC = 4 FTE = 2







Head Count	Head Count	Head Count	Head Count	Head Count
Male = 60.1% Female = 39.2% Oth/Unk = 0.7%	Male = 42.8% Female = 54.8% Oth/Unk = 2.4%	Male = 11.1% Female = 88.9% Oth/Unk = 0%	Male = 40.3% Female = 59.7% Oth/Unk = 0%	Male = 26.3% Female = 72.6% Oth/Unk = 1.1%
FTE	FTE	FTE	FTE	FTE
Male = 62.6% Female = 36.8% Oth/Unk = 0.6%	Male = 46.4% Female = 51.2% Oth/Unk = 2.4%	Male = 0% Female = 100% Oth/Unk = 0%	Male = 42.7% Female = 57.3% Oth/Unk = 0%	Male = 31% Female = 68.1% Oth/Unk = 0.9%

**North East Essex  
GP Workforce Information  
Male : Female Ratio**

**April 2023**

# GP's in North East Essex Primary Care - Male : Female Ratio





	GP Partners	GP Regular Locums	GP Retainers	GPs in Training Grades	Salaried GPs
	Male HC = 56 FTE = 54	Male HC = 0 FTE = 0	Male HC = 0 FTE = 0	Male HC = 12 FTE = 11	Male HC = 18 FTE = 16
	Female HC = 40 FTE = 37	Female HC = 3 FTE = 1	Female HC = 3 FTE = 1	Female HC = 21 FTE = 19	Female HC = 54 FTE = 35
	Other/Unknown HC = 0 FTE = 0	Other/Unknown HC = 0 FTE = 0	Other/Unknown HC = 0 FTE = 0	Other/Unknown HC = 0 FTE = 0	Other/Unknown HC = 0 FTE = 0
	<b>Head Count</b> Male = 58.3% Female = 41.7% Oth/Unk = 0%	<b>Head Count</b> Male = 0% Female = 100% Oth/Unk = 0%	<b>Head Count</b> Male = 0% Female = 100% Oth/Unk = 0%	<b>Head Count</b> Male = 36.4% Female = 63.6% Oth/Unk = 0%	<b>Head Count</b> Male = 25% Female = 75% Oth/Unk = 0%
	<b>FTE</b> Male = 59.3% Female = 40.7% Oth/Unk = 0%	<b>FTE</b> Male = 0% Female = 100% Oth/Unk = 0%	<b>FTE</b> Male = 0% Female = 100% Oth/Unk = 0%	<b>FTE</b> Male = 36.7% Female = 63.3% Oth/Unk = 0%	<b>FTE</b> Male = 31.4% Female = 68.6% Oth/Unk = 0%

**West Essex**  
**GP Workforce Information**  
**Male : Female Ratio**

**April 2023**







# GPs in West Essex Primary Care - Male : Female Ratio

	GP Partners	GP Regular Locums	GP Retainers	GPs in Training Grades	Salaried GPs
	Male HC = 64 FTE = 59	Male HC = 6 FTE = 4	Male HC = 0 FTE = 0	Male HC = 30 FTE = 31	Male HC = 22 FTE = 14
	Female HC = 26 FTE = 19	Female HC = 12 FTE = 4	Female HC = 3 FTE = 1	Female HC = 39 FTE = 34	Female HC = 56 FTE = 30
	Other/Unknown HC = 0 FTE = 0	Other/Unknown HC = 0 FTE = 0	Other/Unknown HC = 0 FTE = 0	Other/Unknown HC = 0 FTE = 0	Other/Unknown HC = 0 FTE = 0
	<b>Head Count</b> Male = 71.1% Female = 28.9% Oth/Unk = 0%	<b>Head Count</b> Male = 33.3% Female = 66.7% Oth/Unk = 0%	<b>Head Count</b> Male = 0% Female = 100% Oth/Unk = 0%	<b>Head Count</b> Male = 43.5% Female = 56.5% Oth/Unk = 0%	<b>Head Count</b> Male = 28.2% Female = 71.8% Oth/Unk = 0%
	<b>FTE</b> Male = 75.6% Female = 24.4% Oth/Unk = 0%	<b>FTE</b> Male = 50% Female = 50% Oth/Unk = 0%	<b>FTE</b> Male = 0% Female = 100% Oth/Unk = 0%	<b>FTE</b> Male = 47.7% Female = 52.3% Oth/Unk = 0%	<b>FTE</b> Male = 31.8% Female = 68.2% Oth/Unk = 0%

**Mid Essex**  
**GP Workforce Information**  
**Male : Female Ratio**

**April 2023**





# GPs in Mid Essex Primary Care - Male : Female Ratio

	GP Partners	GP Regular Locums	GP Retainers	GPs in Training Grades	Salaried GPs
	Male HC = 56 FTE = 58	Male HC = 0 FTE = 0	Male HC = 1 FTE = 0	Male HC = 18 FTE = 19	Male HC = 21 FTE = 14
	Female HC = 57 FTE = 55	Female HC = 5 FTE = 3	Female HC = 0 FTE = 0	Female HC = 34 FTE = 32	Female HC = 69 FTE = 40
	Other/Unknown HC = 1 FTE = 1	Other/Unknown HC = 0 FTE = 0	Other/Unknown HC = 0 FTE = 0	Other/Unknown HC = 0 FTE = 0	Other/Unknown HC = 1 FTE = 1
	<b>Head Count</b> Male = 49.1% Female = 50% Oth/Unk = 0.9%	<b>Head Count</b> Male = 0% Female = 100% Oth/Unk = 0%	<b>Head Count</b> Male = 100% Female = 0% Oth/Unk = 0%	<b>Head Count</b> Male = 34.6% Female = 65.4% Oth/Unk = 0%	<b>Head Count</b> Male = 23.1% Female = 75.8% Oth/Unk = 1.1%
	<b>FTE</b> Male = 50.9% Female = 48.2% Oth/Unk = 0.9%	<b>FTE</b> Male = 0% Female = 100% Oth/Unk = 0%	<b>FTE</b> Male = 0% Female = 0% Oth/Unk = 0%	<b>FTE</b> Male = 37.3% Female = 62.7% Oth/Unk = 0%	<b>FTE</b> Male = 25.5% Female = 72.7% Oth/Unk = 1.8%

**Basildon & Brentwood  
GP Workforce Information  
Male : Female Ratio**

**April 2023**





# GPs in Basildon & Brentwood Primary Care - Male : Female Ratio

	GP Partners	GP Regular Locums	GP Retainers	GPs in Training Grades	Salaried GPs
	Male HC = 59 FTE = 54	Male HC = 5 FTE = 2	Male HC = 0 FTE = 0	Male HC = 9 FTE = 9	Male HC = 9 FTE = 6
	Female HC = 37 FTE = 30	Female HC = 5 FTE = 2	Female HC = 1 FTE = 1	Female HC = 10 FTE = 9	Female HC = 25 FTE = 13
	Other/Unknown HC = 0 FTE = 0	Other/Unknown HC = 0 FTE = 0	Other/Unknown HC = 0 FTE = 0	Other/Unknown HC = 0 FTE = 0	Other/Unknown HC = 0 FTE = 0
	<b>Head Count</b> Male = 61.5% Female = 38.5% Oth/Unk = 0%	<b>Head Count</b> Male = 50% Female = 50% Oth/Unk = 0%	<b>Head Count</b> Male = 0% Female = 100% Oth/Unk = 0%	<b>Head Count</b> Male = 47.4% Female = 52.6% Oth/Unk = 0%	<b>Head Count</b> Male = 26.5% Female = 73.5% Oth/Unk = 0%
	<b>FTE</b> Male = 64.3% Female = 35.7% Oth/Unk = 0%	<b>FTE</b> Male = 50% Female = 50% Oth/Unk = 0%	<b>FTE</b> Male = 0% Female = 100% Oth/Unk = 0%	<b>FTE</b> Male = 50% Female = 50% Oth/Unk = 0%	<b>FTE</b> Male = 31.6% Female = 68.4% Oth/Unk = 0%

**Thurrock**  
**GP Workforce Information**  
**Male : Female Ratio**

**April 2023**

# GPs in Thurrock Primary Care - Male : Female Ratio





	GP Partners	GP Regular Locums	GP Retainers	GPs in Training Grades	Salaried GPs
	Male HC = 25 FTE = 25	Male HC = 9 FTE = 6	Male HC = 0 FTE = 0	Male HC = 4 FTE = 4	Male HC = 8 FTE = 7
	Female HC = 16 FTE = 15	Female HC = 9 FTE = 5	Female HC = 0 FTE = 0	Female HC = 9 FTE = 8	Female HC = 15 FTE = 10
	Other/Unknown HC = 0 FTE = 0	Other/Unknown HC = 0 FTE = 0	Other/Unknown HC = 0 FTE = 0	Other/Unknown HC = 0 FTE = 0	Other/Unknown HC = 0 FTE = 0
	<b>Head Count</b> Male = 61% Female = 39% Oth/Unk = 0%	<b>Head Count</b> Male = 50% Female = 50% Oth/Unk = 0%	<b>Head Count</b> Male = 0% Female = 0% Oth/Unk = 0%	<b>Head Count</b> Male = 30.8% Female = 69.2% Oth/Unk = 0%	<b>Head Count</b> Male = 34.8% Female = 65.2% Oth/Unk = 0%
	<b>FTE</b> Male = 63% Female = 37% Oth/Unk = 0%	<b>FTE</b> Male = 54.5% Female = 45.5% Oth/Unk = 0%	<b>FTE</b> Male = 0% Female = 0% Oth/Unk = 0%	<b>FTE</b> Male = 33.3% Female = 66.7% Oth/Unk = 0%	<b>FTE</b> Male = 41.2% Female = 58.8% Oth/Unk = 0%

**CPR**  
**GP Workforce Information**  
**Male : Female Ratio**

**April 2023**







# GPs in CPR Primary Care - Male : Female Ratio

	GP Partners	GP Regular Locums	GP Retainers	GPs in Training Grades	Salaried GPs
	Male HC = 34 FTE = 36	Male HC = 7 FTE = 3	Male HC = 0 FTE = 0	Male HC = 9 FTE = 8	Male HC = 8 FTE = 7
	Female HC = 23 FTE = 21	Female HC = 5 FTE = 2	Female HC = 0 FTE = 0	Female HC = 15 FTE = 15	Female HC = 18 FTE = 14
	Other/Unknown HC = 0 FTE = 0	Other/Unknown HC = 0 FTE = 0	Other/Unknown HC = 0 FTE = 0	Other/Unknown HC = 0 FTE = 0	Other/Unknown HC = 0 FTE = 0
	<b>Head Count</b> Male = 59.6% Female = 40.4% Oth/Unk = 0%	<b>Head Count</b> Male = 58.3% Female = 41.7% Oth/Unk = 0%	<b>Head Count</b> Male = 0% Female = 0% Oth/Unk = 0%	<b>Head Count</b> Male = 37.5% Female = 62.5% Oth/Unk = 0%	<b>Head Count</b> Male = 30.8% Female = 69.2% Oth/Unk = 0%
	<b>FTE</b> Male = 63.2% Female = 36.8% Oth/Unk = 0%	<b>FTE</b> Male = 60% Female = 40% Oth/Unk = 0%	<b>FTE</b> Male = 0% Female = 0% Oth/Unk = 0%	<b>FTE</b> Male = 34.8% Female = 65.2% Oth/Unk = 0%	<b>FTE</b> Male = 33.3% Female = 66.7% Oth/Unk = 0%

**Southend**  
**GP Workforce Information**  
**Male : Female Ratio**

**April 2023**

# GPs in Southend Primary Care - Male : Female Ratio

	GP Partners	GP Regular Locums	GP Retainers	GPs in Training Grades	Salaried GPs
	Male HC = 33 FTE = 33	Male HC = 9 FTE = 4	Male HC = 0 FTE = 0	Male HC = 12 FTE = 12	Male HC = 12 FTE = 8
	Female HC = 15 FTE = 12	Female HC = 8 FTE = 3	Female HC = 1 FTE = 0	Female HC = 11 FTE = 9	Female HC = 27 FTE = 15
	Other/Unknown HC = 3 FTE = 3	Other/Unknown HC = 2 FTE = 1	Other/Unknown HC = 0 FTE = 0	Other/Unknown HC = 0 FTE = 0	Other/Unknown HC = 2 FTE = 1
	<b>Head Count</b> Male = 64.7% Female = 29.4% Oth/Unk = 5.9%	<b>Head Count</b> Male = 47.4% Female = 42.1% Oth/Unk = 10.5%	<b>Head Count</b> Male = 0% Female = 100% Oth/Unk = 0%	<b>Head Count</b> Male = 52.2% Female = 47.8% Oth/Unk = 0%	<b>Head Count</b> Male = 29.2% Female = 65.9% Oth/Unk = 4.9%
	<b>FTE</b> Male = 68.8% Female = 25% Oth/Unk = 6.2%	<b>FTE</b> Male = 50% Female = 37.5% Oth/Unk = 12.5%	<b>FTE</b> Male = 0% Female = 0% Oth/Unk = 0%	<b>FTE</b> Male = 57.1% Female = 42.9% Oth/Unk = 0%	<b>FTE</b> Male = 33.3% Female = 62.5% Oth/Unk = 4.2%