

Essex
GP Practices
Workforce Information

April 2023

Index

3 Summary

4 Essex Overall

11 North East Essex

18 West Essex

25 Mid Essex

32 Basildon & Brentwood

39 Thurrock

46 Castle Point & Rochford

53 Southend

Summary

- The first part of this report presents data for GPs, Nurses, Direct Patient Care and Admin/Non-Clinical staff working in Primary Care in Essex
- It is a snapshot of the Essex Primary Care workforce for April 2023
- Full Time Equivalent (FTE) is a standardised measure, 1.0 FTE equates to full-time work of 37.5 hours per week
- Headcount is the number of people working in a role
- NHS Digital is the source of the information

Essex GP Practices Workforce Information

April 2023

Essex Workforce Roles in Primary Care – Headcount and FTE



Doctors

GP Partners: HC = 541 FTE = 511	GP Regular Locums: HC = 84 FTE = 41	GP Retainers: HC = 9 FTE = 4	GPs in Training Grades: HC = 233 FTE = 220	Salaried GPs: HC = 363 FTE = 231
---	---	--	---	--

Key
 HC = Head Count
 FTE = Full-Time Equivalent



Nurses

Advanced Nurse Practitioners: HC = 197 FTE = 150	Extended Role Practice Nurses: HC = 14 FTE = 10	Nurse Dispensers: HC = 2 FTE = 2	Nurse Specialists: HC = 11 FTE = 8	Nursing Partners: HC = 1 FTE = 1	Other Nurses: HC = 9 FTE = 7	Practice Nurses: HC = 493 FTE = 327	Trainee Nurses: HC = 5 FTE = 4
--	---	--	--	--	--	---	--



Direct Patient Care

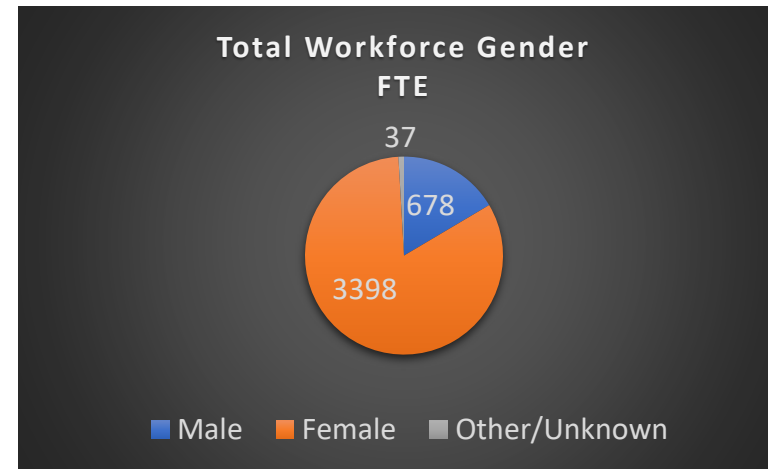
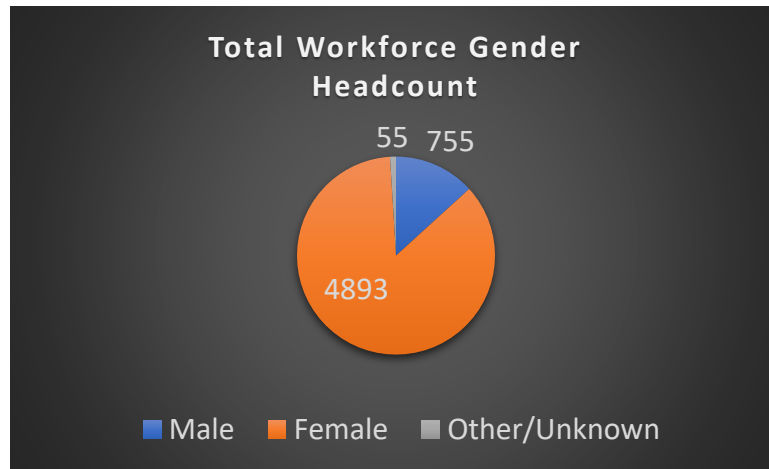
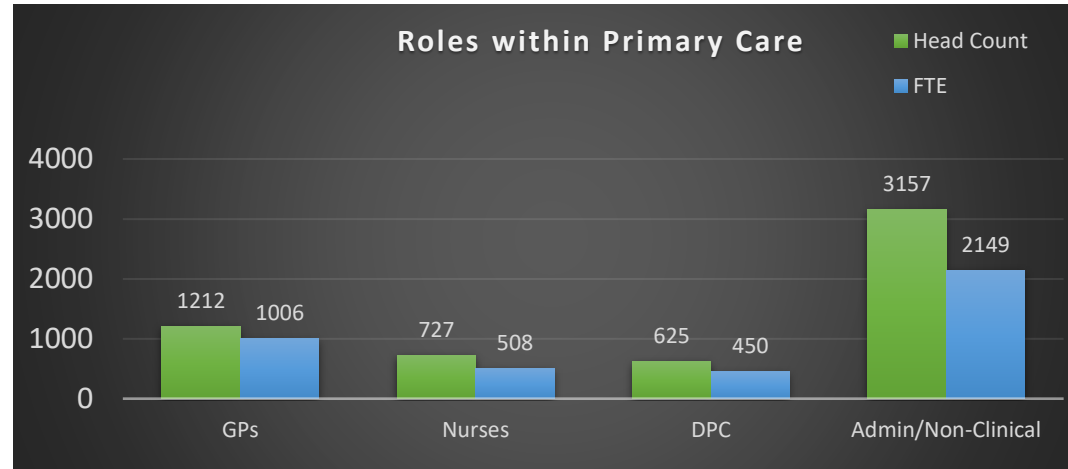
Advanced Paramedic Practitioners: HC = 11 FTE = 10	Advanced Pharmacist Practitioners: HC = 10 FTE = 8	Advanced Physiotherapist Practitioners: HC = 2 FTE = 1	Apprentices: HC = 1 FTE = 1	Dispensers: HC = 133 FTE = 96	General Practice Assistants: HC = 2 FTE = 2	Health Support Workers: HC = 4 FTE = 4
Health Care Assistants: HC = 285 FTE = 198	IAPT Staff: HC = 1 FTE = 1	Nursing Associates: HC = 8 FTE = 5	Other Direct Patient Care: HC = 18 FTE = 11	Paramedics: HC = 35 FTE = 31	Pharmacists: HC = 58 FTE = 41	Pharmacy Technicians: HC = 5 FTE = 3
Phlebotomists: HC = 28 FTE = 17	Physician Associates: HC = 19 FTE = 17	Physiotherapists: HC = 2 FTE = 2	Social Prescribing Link Workers: HC = 3 FTE = 2	Therapists: HC = 1 FTE = 0	Trainee Nursing Associates: HC = 1 FTE = 1	



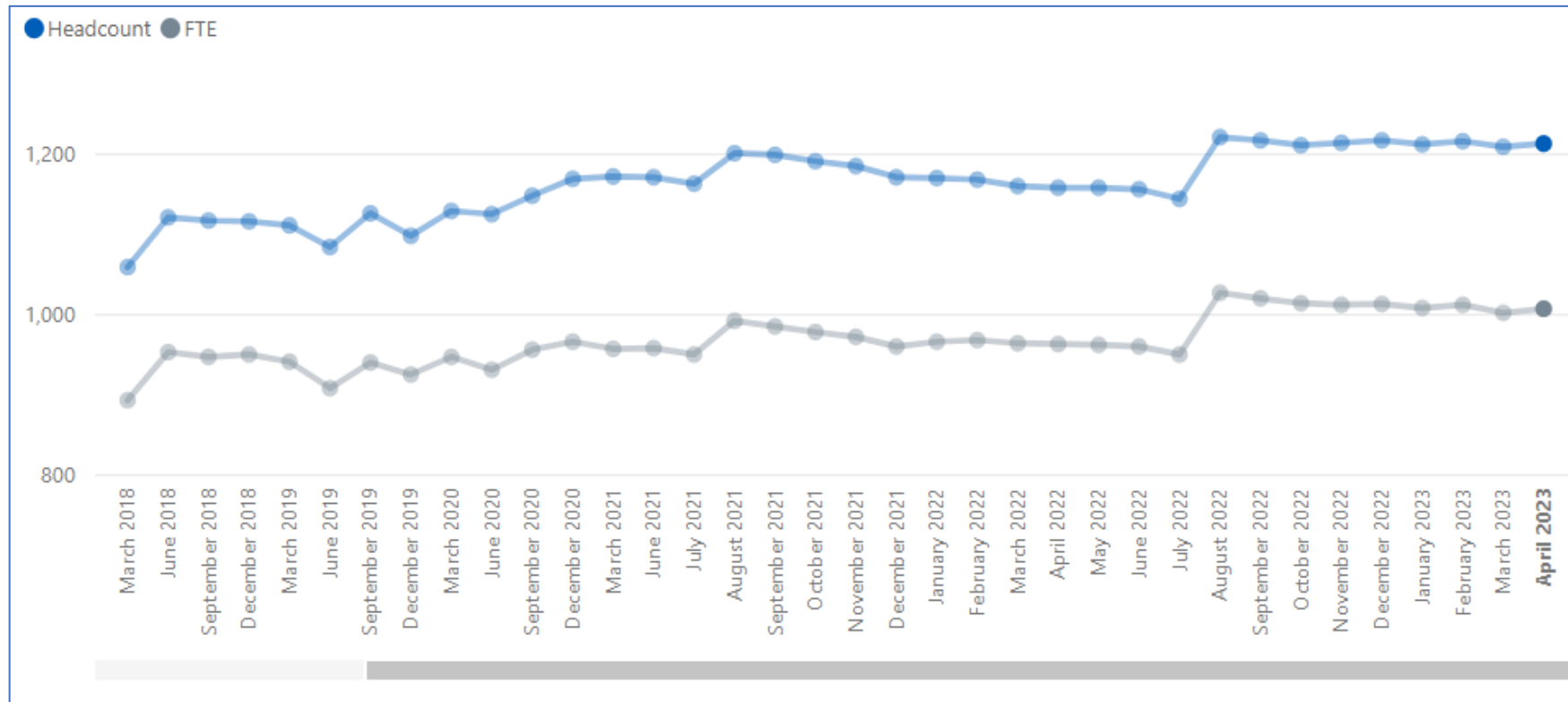
Administration

Apprentices: HC = 17 FTE = 15	Estates & Ancillary: HC = 24 FTE = 10	Management Partners: HC = 10 FTE = 10	Managers: HC = 321 FTE = 284	Medical Secretaries: HC = 314 FTE = 215	Other Admin/Non-clinical: HC = 695 FTE = 474	Receptionists: HC = 1782 FTE = 1136	Telephonists: HC = 10 FTE = 6
---	---	---	--	---	--	---	---

Essex Demographics – Headcount and FTE



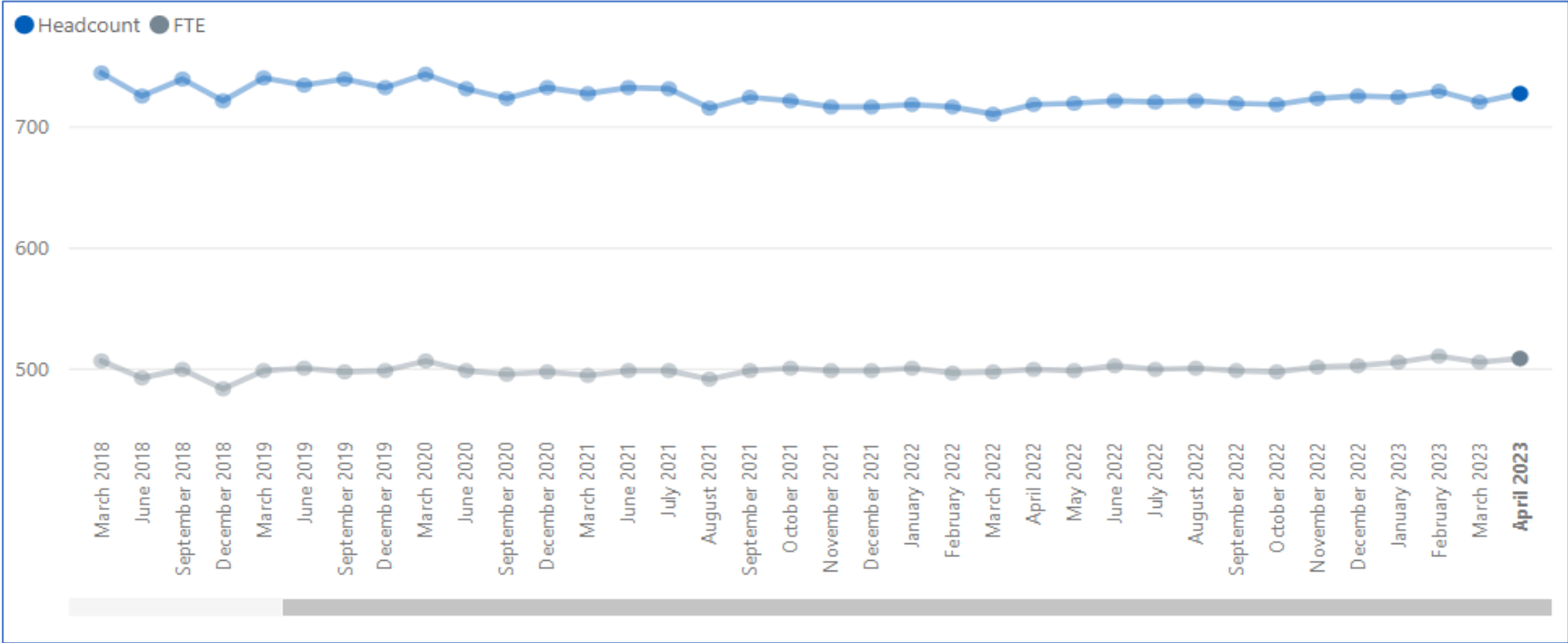
Essex GP Trends – Headcount and FTE



Head Count
1,212

FTE
1,006

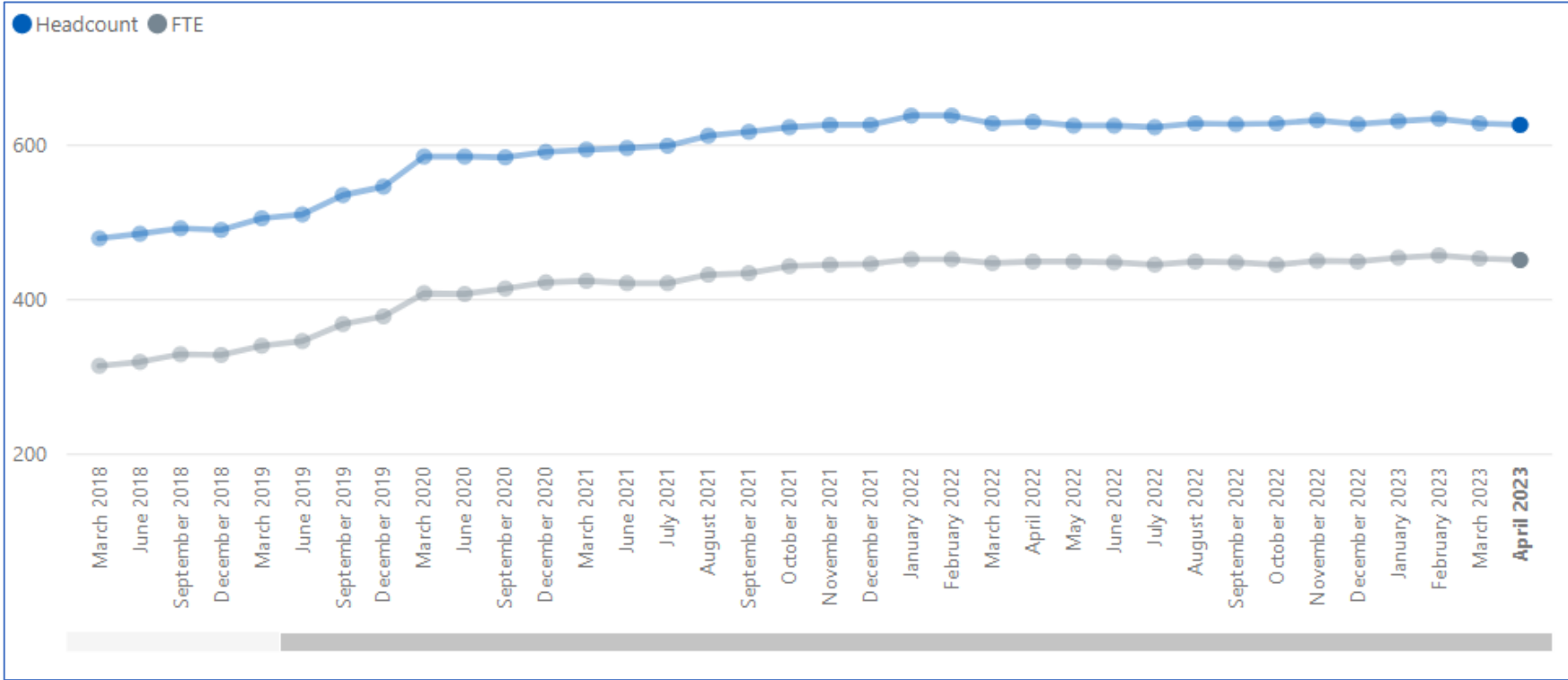
Nurses Trends – Headcount and FTE



Head Count
727

FTE
508

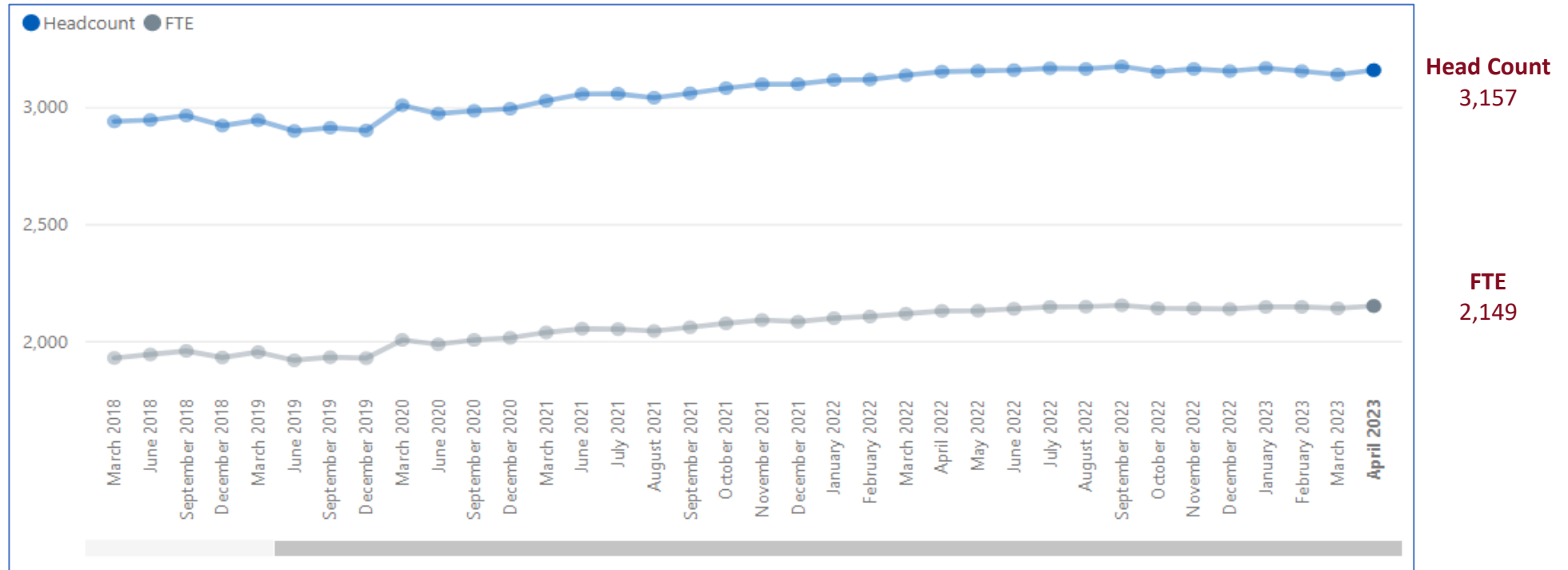
Direct Patient Care Trends – Headcount and FTE



Head Count
625

FTE
450

Administration/Non-Clinical Trends – Headcount and FTE



North East Essex GP Practices Workforce Information

April 2023

North East Essex Workforce Roles in Primary Care – Headcount and FTE



GP Partners: HC = 96 FTE = 91	GP Regular Locums: HC = 3 FTE = 1	GP Retainers: HC = 3 FTE = 1	GPs in Training Grades: HC = 33 FTE = 31	Salaried GPs: HC = 72 FTE = 51
---	---	--	---	--

Key
 HC = Head Count
 FTE = Full-Time Equivalent



Advanced Nurse Practitioners: HC = 66 FTE = 52	Extended Role Practice Nurses: HC = 6 FTE = 3	Nurse Dispensers: HC = 0 FTE = 0	Nurse Specialists: HC = 7 FTE = 5	Nursing Partners: HC = 0 FTE = 0	Other Nurses: HC = 4 FTE = 3	Practice Nurses: HC = 101 FTE = 77	Trainee Nurses: HC = 2 FTE = 2
--	---	--	---	--	--	--	--

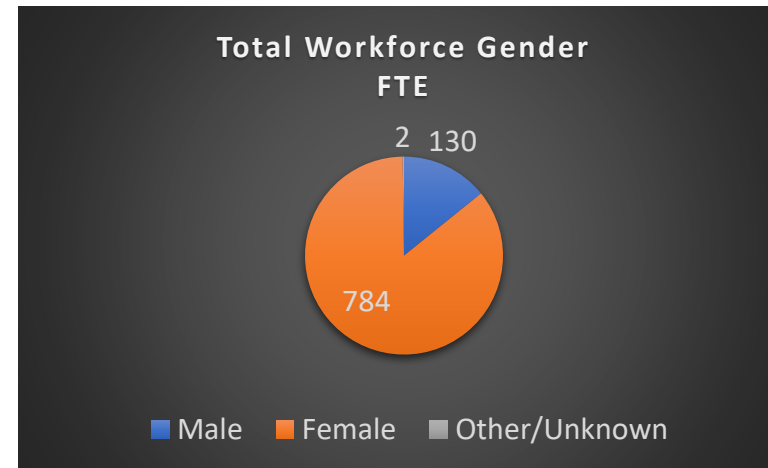
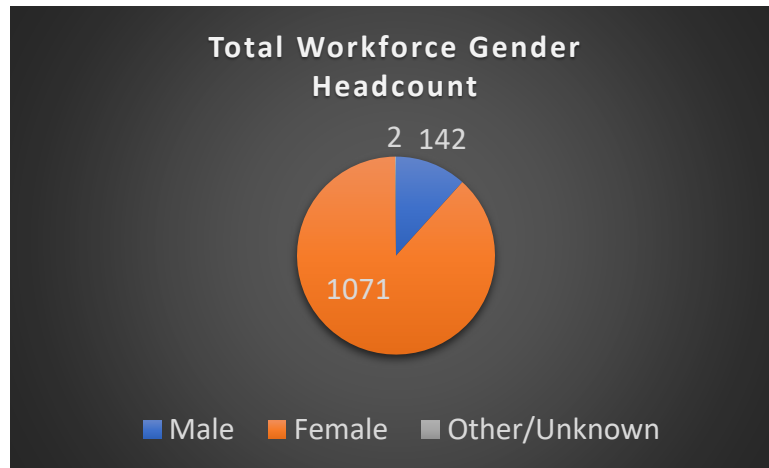
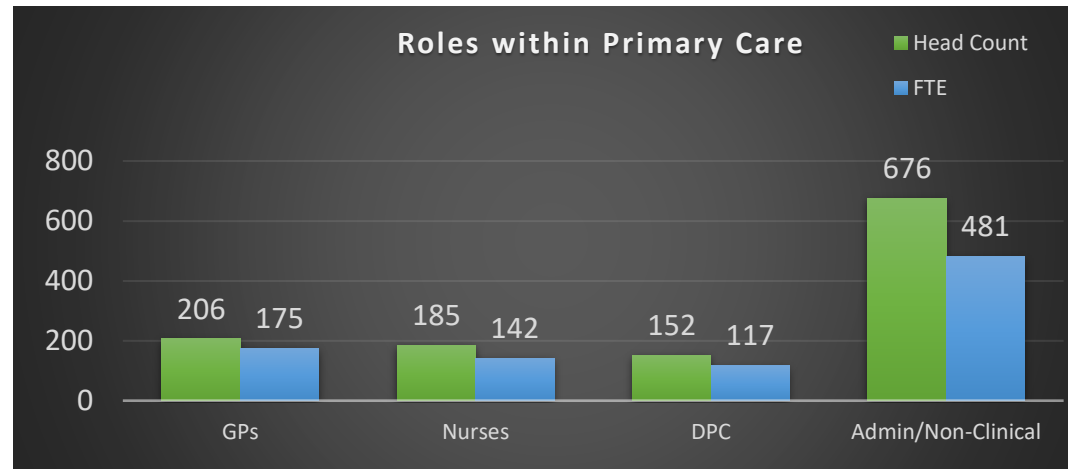


Advanced Paramedic Practitioners: HC = 3 FTE = 3	Advanced Pharmacist Practitioners: HC = 0 FTE = 0	Advanced Physiotherapist Practitioners: HC = 1 FTE = 0	Apprentices: HC = 0 FTE = 0	Dispensers: HC = 17 FTE = 12	Health Support Workers: HC = 2 FTE = 2	Health Care Assistants: HC = 76 FTE = 58
IAPT Staff: HC = 1 FTE = 1	Nursing Associates: HC = 4 FTE = 3	Other Direct Patient Care: HC = 4 FTE = 3	Paramedics: HC = 16 FTE = 15	Pharmacists: HC = 10 FTE = 8	Pharmacy Technicians: HC = 3 FTE = 2	Phlebotomists: HC = 13 FTE = 9
Physician Associates: HC = 2 FTE = 2	Physiotherapists: HC = 0 FTE = 0	Social Prescribing Link Workers: HC = 0 FTE = 0	Therapists: HC = 0 FTE = 0			

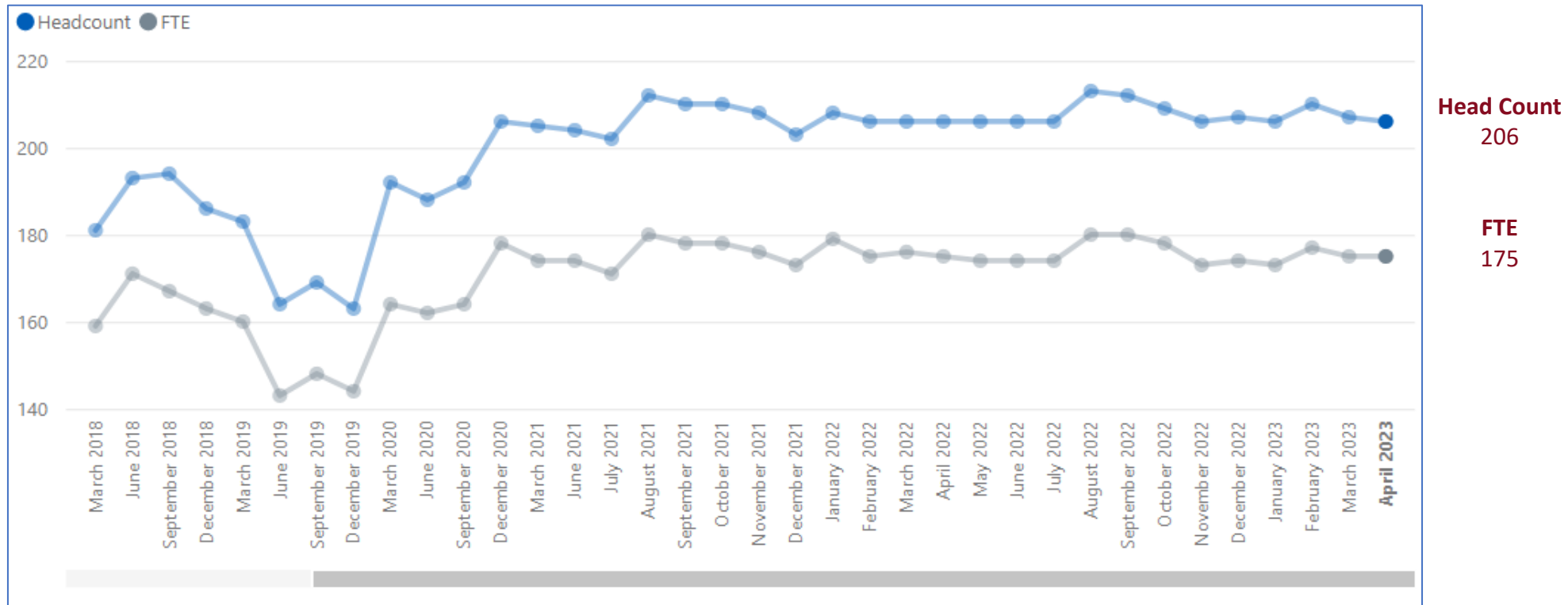


Apprentices: HC = 7 FTE = 7	Estates & Ancillary: HC = 5 FTE = 2	Management Partners: HC = 1 FTE = 1	Managers: HC = 74 FTE = 66	Medical Secretaries: HC = 64 FTE = 47	Other Admin/Non-clinical: HC = 187 FTE = 124	Receptionists: HC = 337 FTE = 232	Telephonists: HC = 5 FTE = 3
---	---	---	--	---	--	---	--

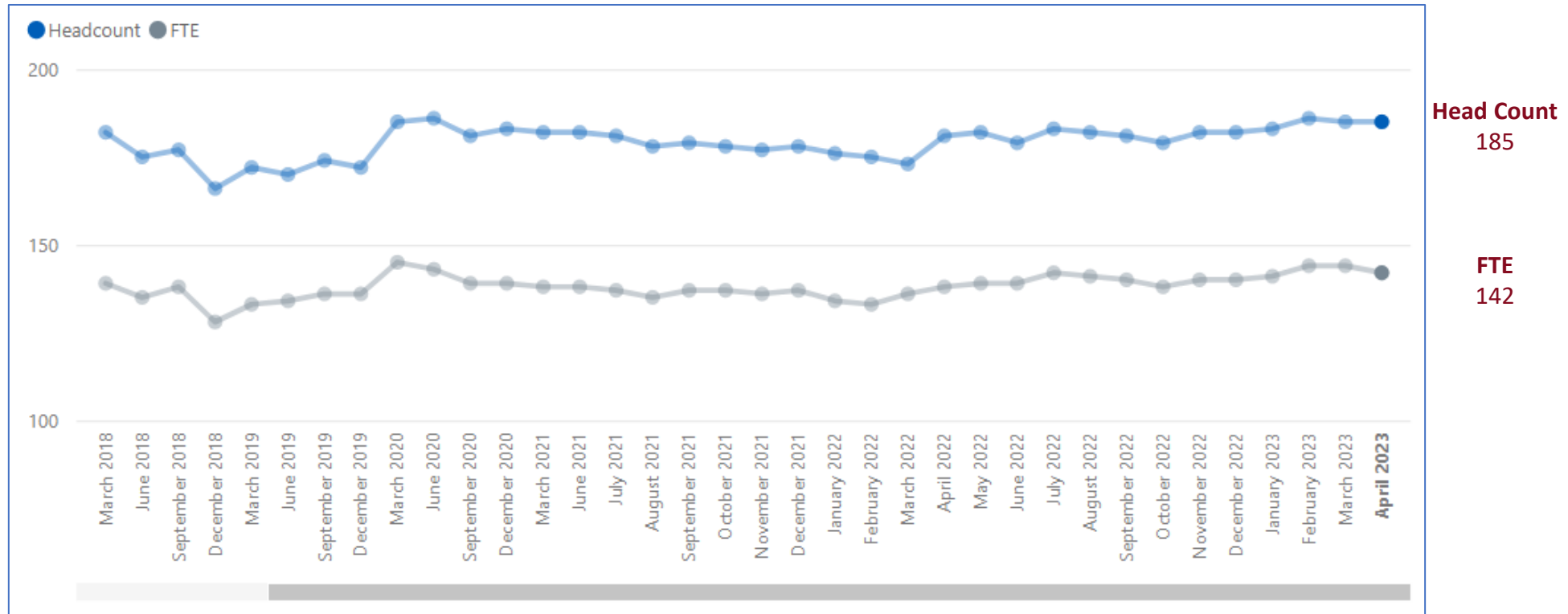
North East Essex Demographics – Headcount and FTE



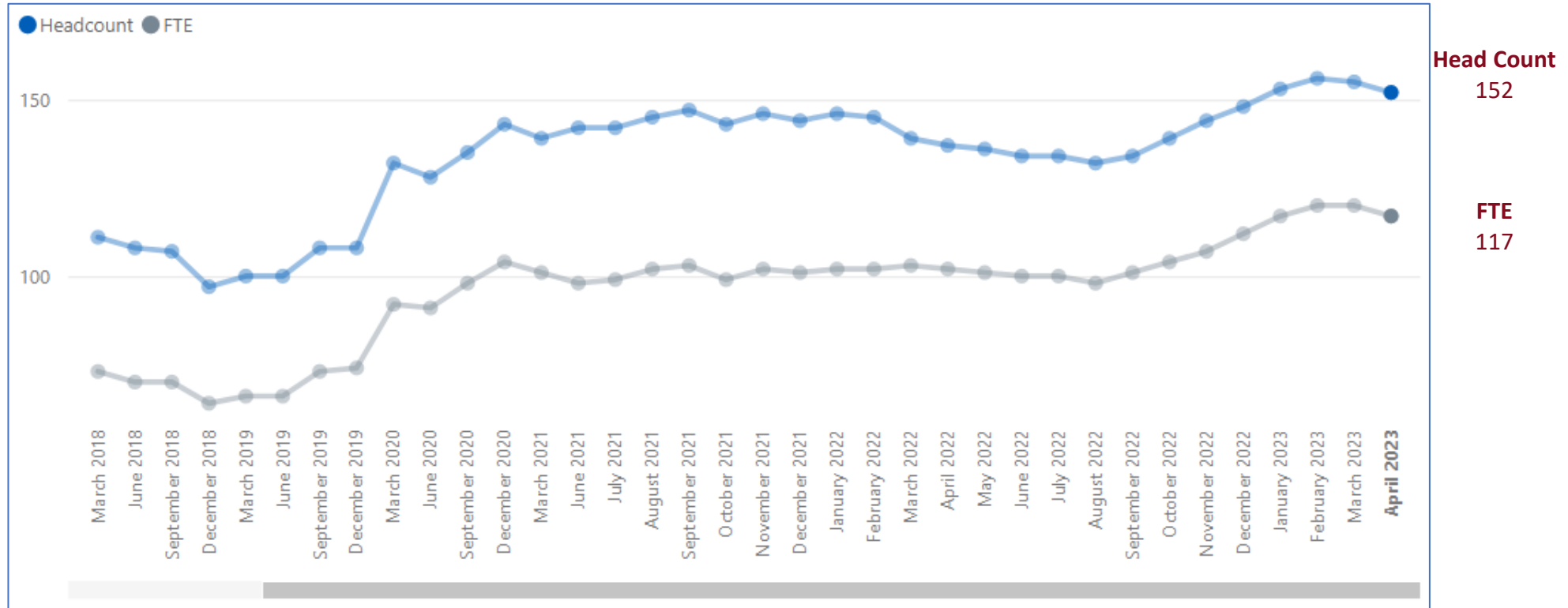
North East Essex GP Trends – Headcount and FTE



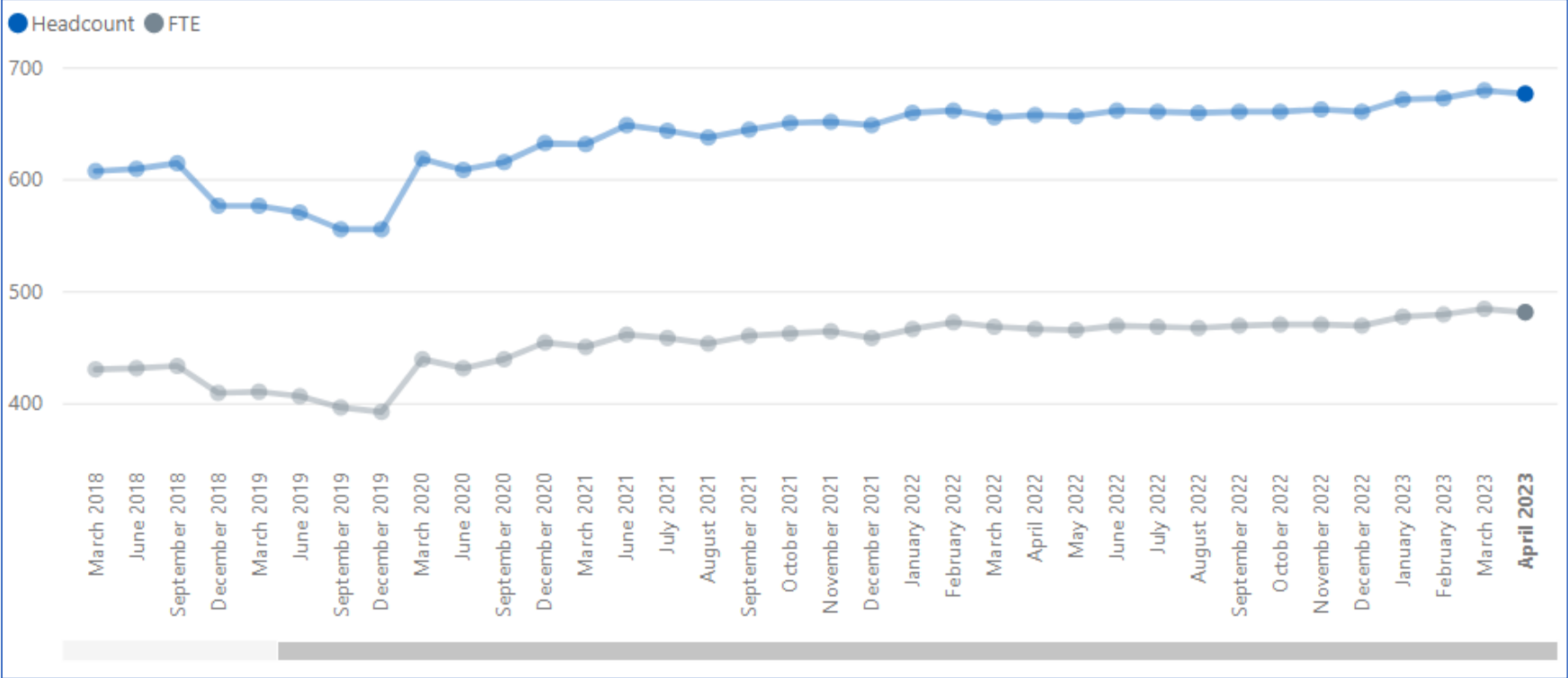
North East Essex Nurses Trends – Headcount and FTE



North East Essex Direct Patient Care Trends – Headcount and FTE



North East Essex Administration/Non-Clinical Trends – Headcount and FTE



Head Count
676

FTE
481

West Essex GP Practices Workforce Information

April 2023

West Essex Workforce Roles in Primary Care – Headcount and FTE



Doctors

GP Partners: HC = 90 FTE = 78	GP Regular Locums: HC = 18 FTE = 9	GP Retainers: HC = 3 FTE = 1	GPs in Training Grades: HC = 69 FTE = 65	Salaried GPs: HC = 78 FTE = 44
---	--	--	---	--

Key
HC = Head Count
FTE = Full-Time Equivalent



Nurses

Advanced Nurse Practitioners: HC = 26 FTE = 19	Extended Role Practice Nurses: HC = 0 FTE = 0	Nurse Dispensers: HC = 0 FTE = 0	Nurse Specialists: HC = 1 FTE = 0	Nursing Partners: HC = 1 FTE = 1	Other Nurses: HC = 0 FTE = 0	Practice Nurses: HC = 70 FTE = 50	Trainee Nurses: HC = 0 FTE = 0
--	---	--	---	--	--	---	--



Direct Patient Care

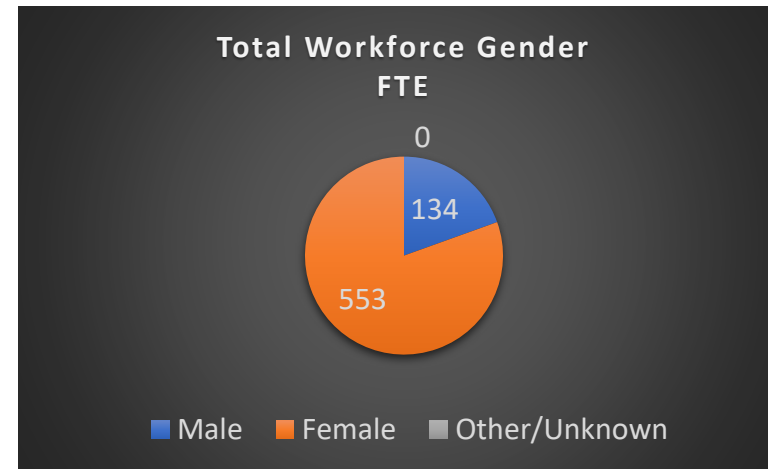
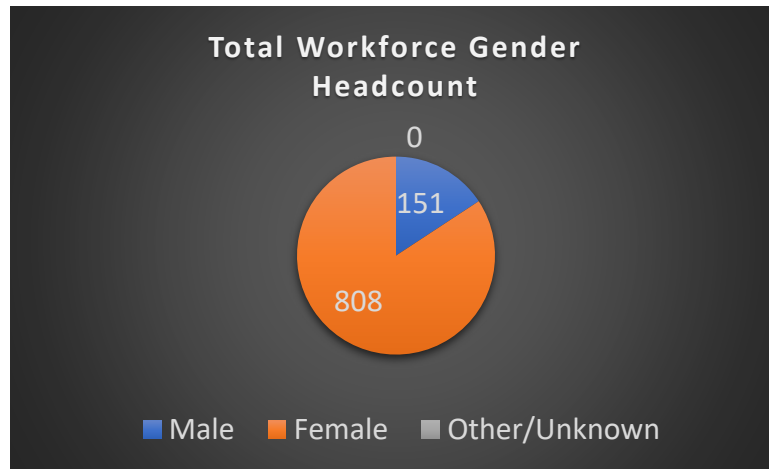
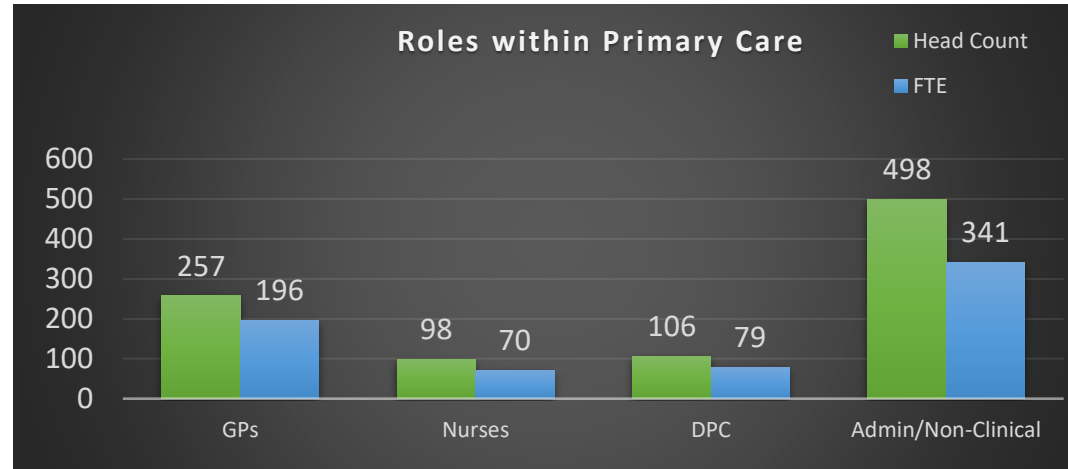
Advanced Paramedic Practitioners: HC = 1 FTE = 1	Advanced Pharmacist Practitioners: HC = 1 FTE = 1	Advanced Physiotherapist Practitioners: HC = 0 FTE = 0	Apprentices: HC = 0 FTE = 0	Dispensers: HC = 30 FTE = 23	General Practice Assistants: HC = 1 FTE = 1	Health Support Workers: HC = 2 FTE = 2
Health Care Assistants: HC = 55 FTE = 38	Nursing Associates: HC = 0 FTE = 0	Other Direct Patient Care: HC = 1 FTE = 1	Paramedics: HC = 4 FTE = 4	Pharmacists: HC = 7 FTE = 4	Pharmacy Technicians: HC = 0 FTE = 0	Phlebotomists: HC = 1 FTE = 1
Physician Associates: HC = 1 FTE = 2	Physiotherapists: HC = 0 FTE = 0	Social Prescribing Link Workers: HC = 2 FTE = 2	Therapists: HC = 0 FTE = 0			



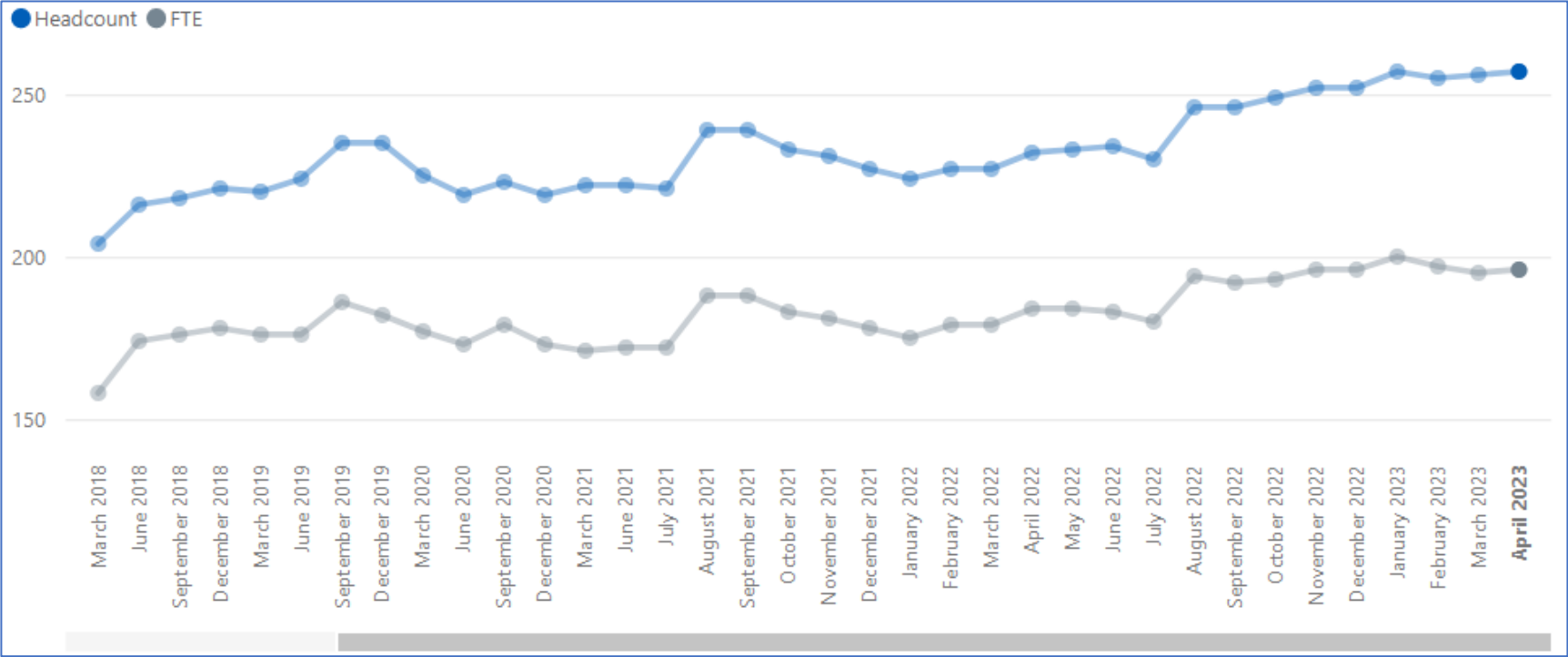
Administration

Apprentices: HC = 0 FTE = 0	Estates & Ancillary: HC = 2 FTE = 1	Management Partners: HC = 1 FTE = 1	Managers: HC = 52 FTE = 45	Medical Secretaries: HC = 50 FTE = 34	Other Admin/Non-clinical: HC = 115 FTE = 84	Receptionists: HC = 278 FTE = 177	Telephonists: HC = 1 FTE = 1
---	---	---	--	---	---	---	--

West Essex Demographics – Headcount and FTE



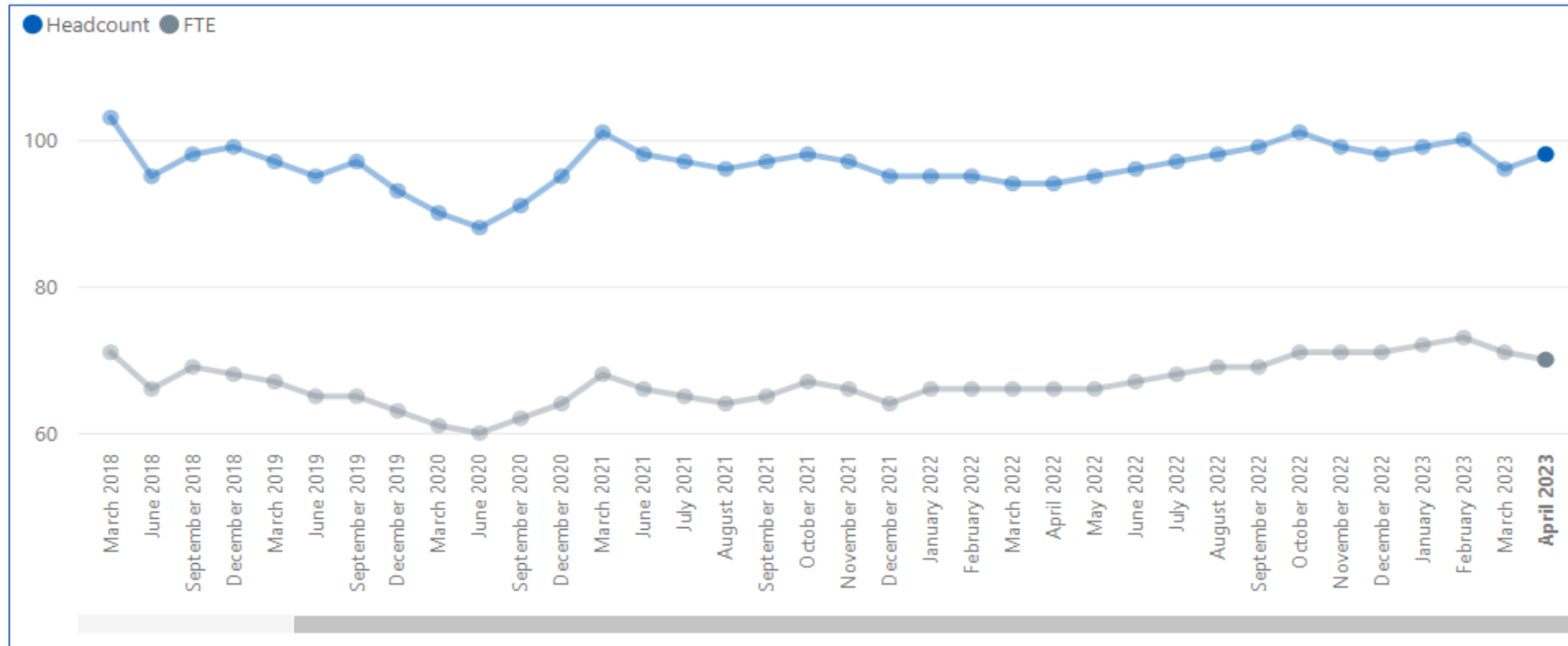
West Essex GP Trends – Headcount and FTE



Head Count
257

FTE
196

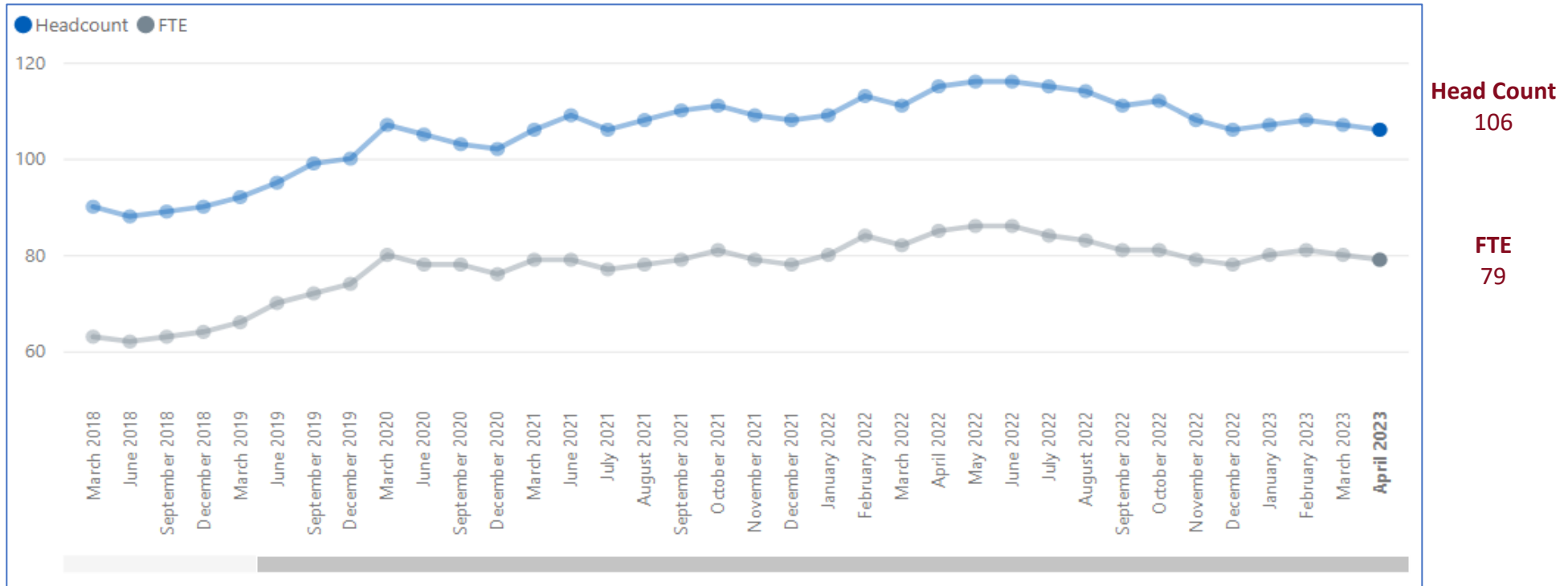
West Essex Nurses Trends – Headcount and FTE



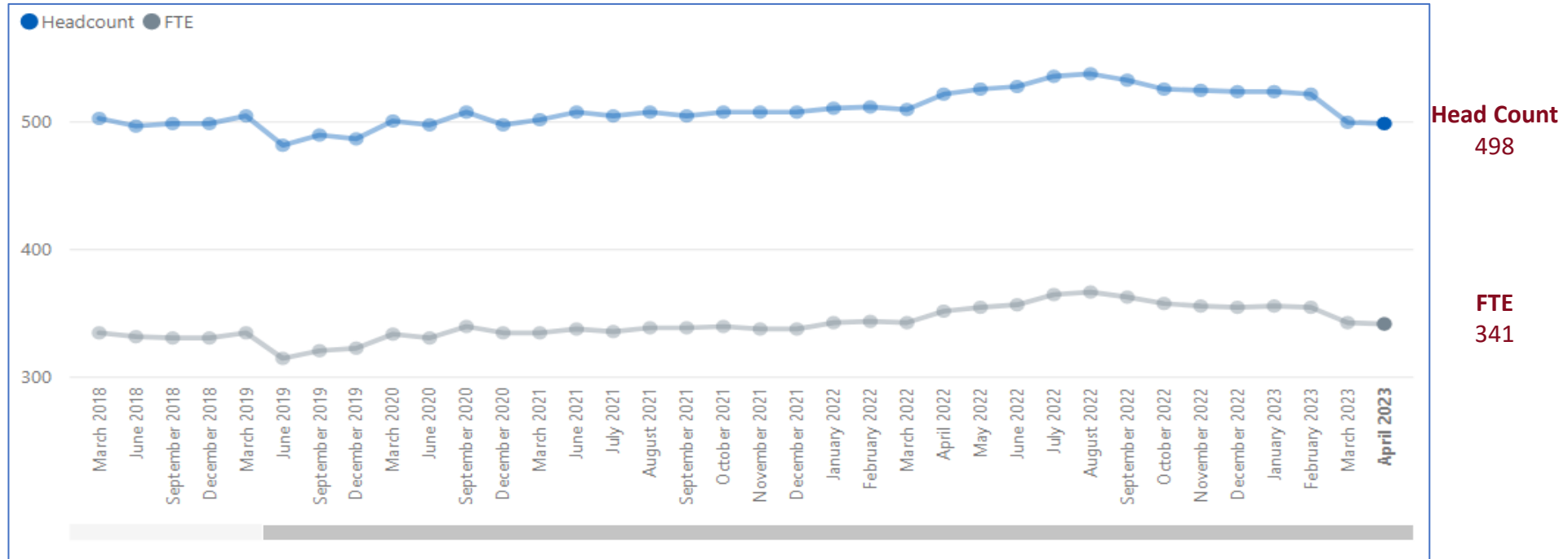
Head Count
98

FTE
70

West Essex Direct Patient Care Trends – Headcount and FTE



West Essex Administration/Non-Clinical Trends – Headcount and FTE



Mid Essex GP Practices Workforce Information

April 2023

Mid Essex Workforce Roles in Primary Care – Headcount and FTE



Doctors

GP Partners: HC = 114 FTE = 113	GP Regular Locums: HC = 5 FTE = 3	GP Retainers: HC = 1 FTE = 0	GPs in Training Grades: HC = 52 FTE = 51	Salaried GPs: HC = 91 FTE = 54
---	---	--	---	---

Key
HC = Head Count
FTE = Full-Time Equivalent



Nurses

Advanced Nurse Practitioners: HC = 44 FTE = 34	Extended Role Practice Nurses: HC = 2 FTE = 2	Nurse Dispensers: HC = 1 FTE = 1	Nurse Specialists: HC = 1 FTE = 1	Nursing Partners: HC = 0 FTE = 0	Other Nurses: HC = 2 FTE = 1	Practice Nurses: HC = 117 FTE = 75	Trainee Nurses: HC = 0 FTE = 0
--	---	--	---	--	--	--	--



Direct Patient Care

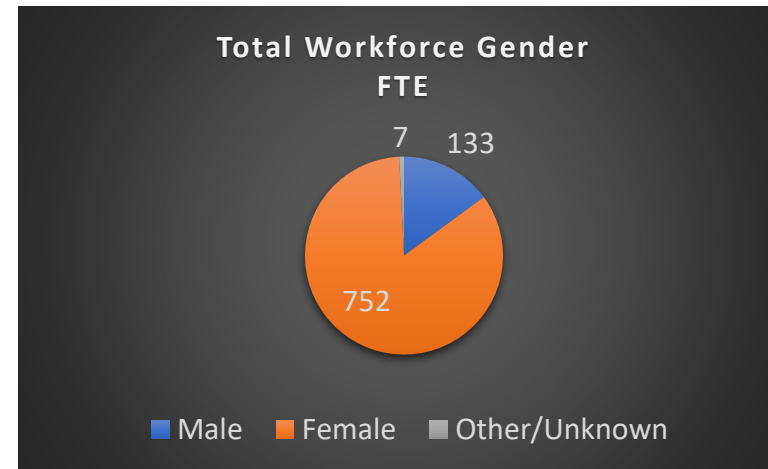
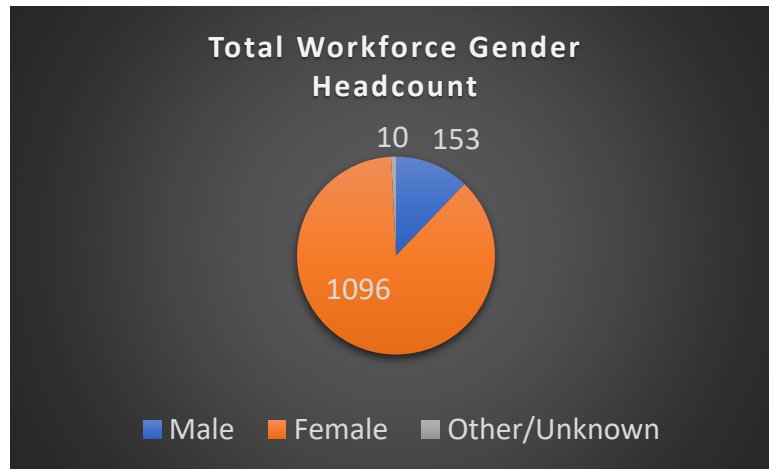
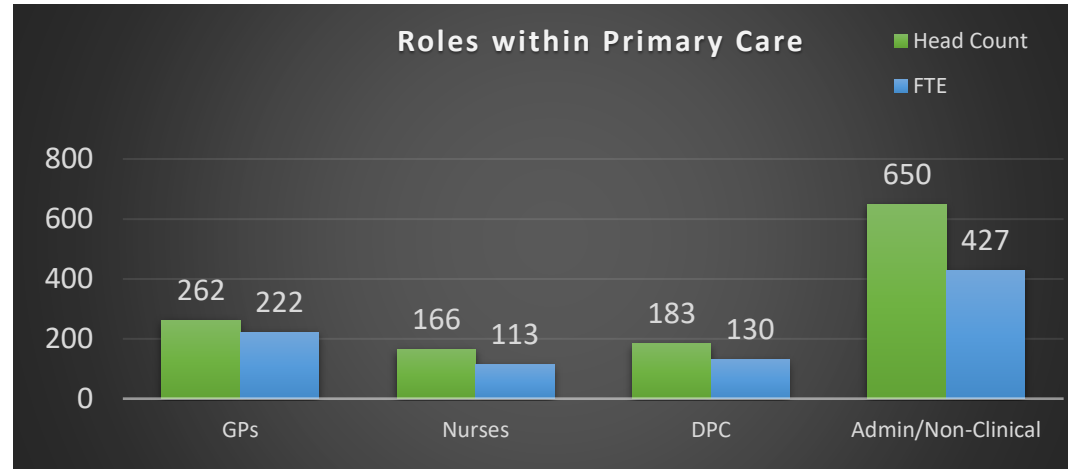
Advanced Paramedic Practitioners: HC = 5 FTE = 5	Advanced Pharmacist Practitioners: HC = 6 FTE = 5	Advanced Physiotherapist Practitioners: HC = 1 FTE = 1	Apprentices: HC = 0 FTE = 0	Dispensers: HC = 73 FTE = 52	Health Support Workers: HC = 0 FTE = 0	Health Care Assistants: HC = 57 FTE = 39
Nursing Associates: HC = 0 FTE = 0	Other Direct Patient Care: HC = 5 FTE = 2	Paramedics: HC = 12 FTE = 10	Pharmacists: HC = 15 FTE = 10	Pharmacy Technicians: HC = 2 FTE = 1	Phlebotomists: HC = 2 FTE = 1	Physician Associates: HC = 2 FTE = 2
Physiotherapists: HC = 1 FTE = 1	Social Prescribing Link Workers: HC = 1 FTE = 0	Therapists: HC = 0 FTE = 0	Trainee Nursing Associates: HC = 1 FTE = 1			



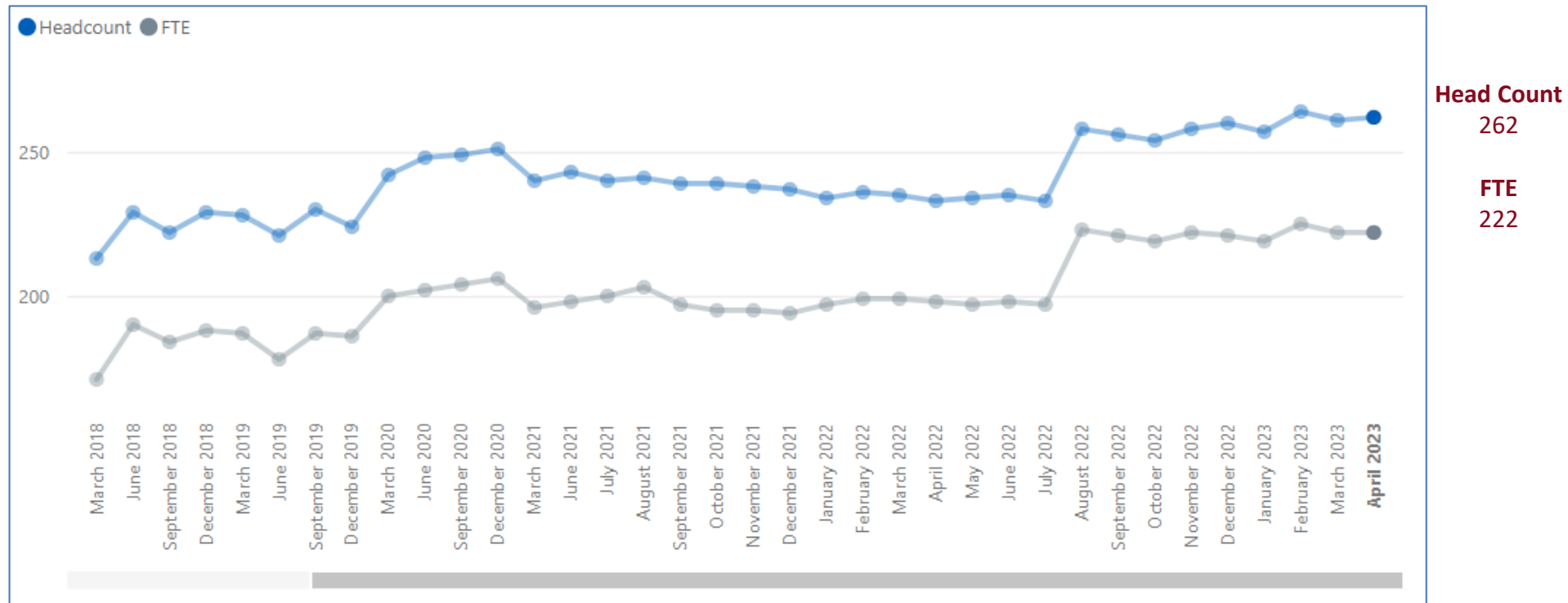
Administration

Apprentices: HC = 2 FTE = 2	Estates & Ancillary: HC = 7 FTE = 2	Management Partners: HC = 2 FTE = 2	Managers: HC = 61 FTE = 54	Medical Secretaries: HC = 81 FTE = 52	Other Admin/Non-clinical: HC = 184 FTE = 122	Receptionists: HC = 316 FTE = 193	Telephonists: HC = 1 FTE = 1
---	---	---	--	---	--	---	--

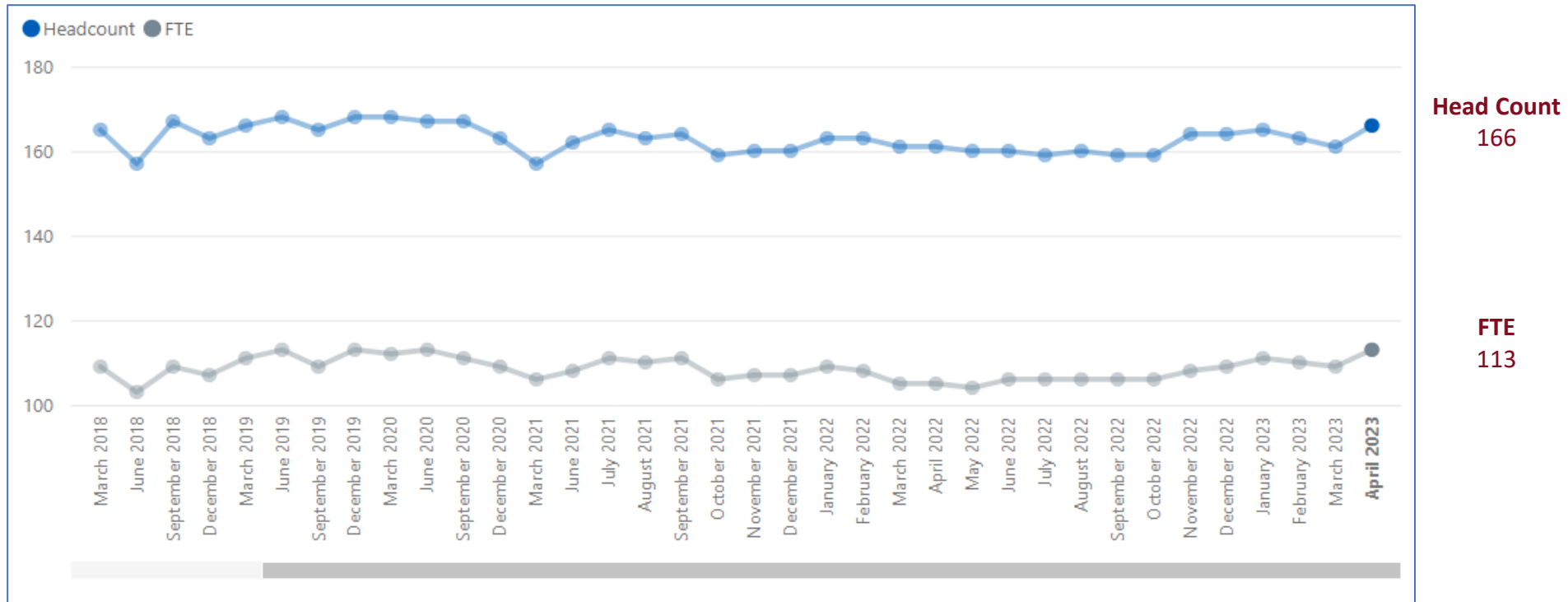
Mid Essex Demographics – Headcount and FTE



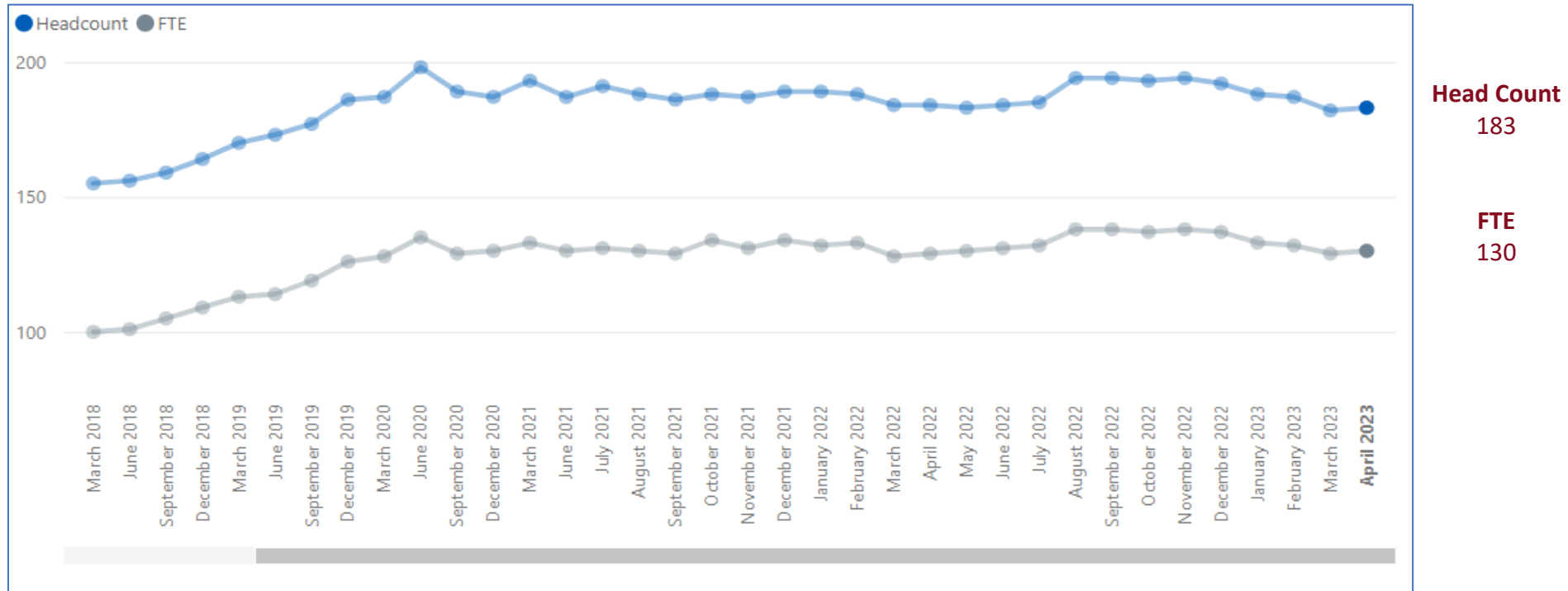
Mid Essex GP Trends – Headcount and FTE



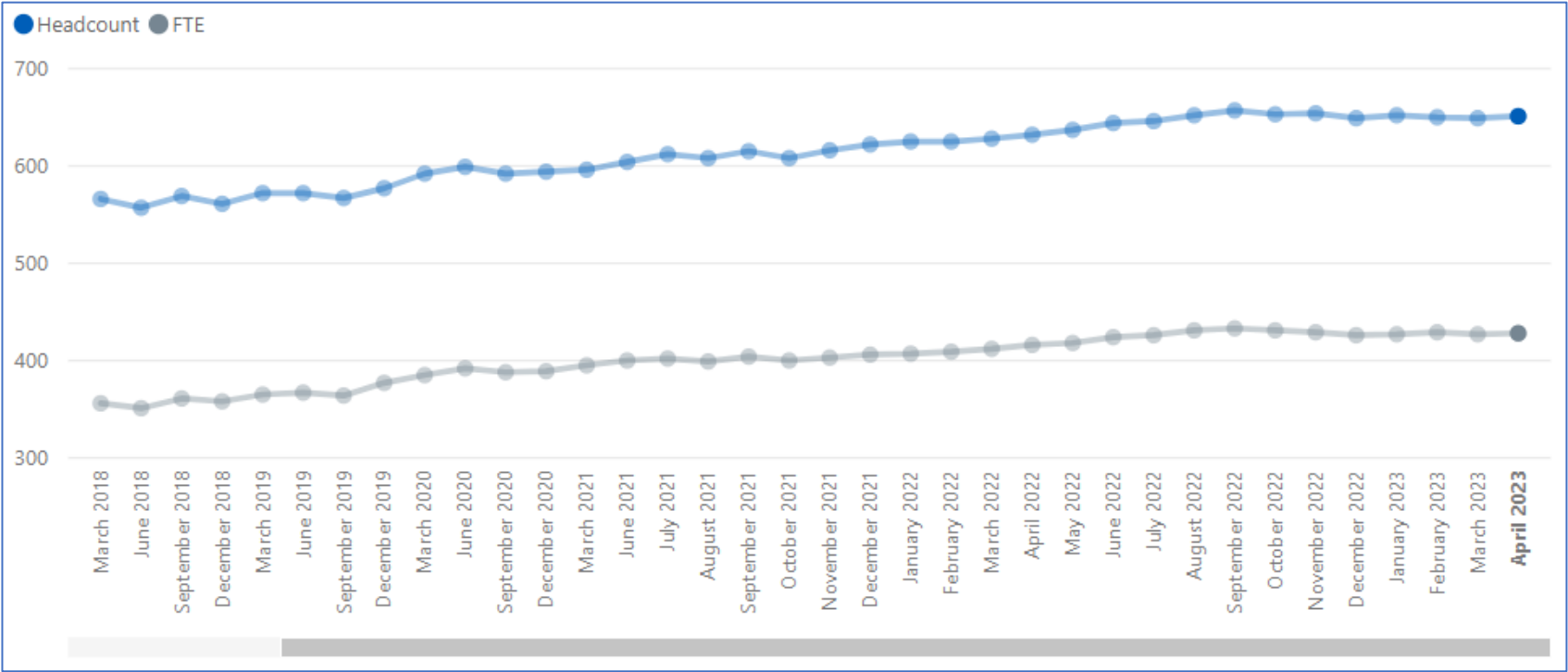
Mid Essex Nurses Trends – Headcount and FTE



Mid Essex Direct Patient Care Trends – Headcount and FTE



Mid Essex Administration/Non-Clinical Trends – Headcount and FTE



Head Count
650

FTE
427

**Basildon & Brentwood
GP Practices
Workforce Information**

April 2023

Basildon & Brentwood Workforce Roles in Primary Care – Headcount and FTE



Doctors

GP Partners: HC = 96 FTE = 84	GP Regular Locums: HC = 10 FTE = 4	GP Retainers: HC = 1 FTE = 1	GPs in Training Grades: HC = 19 FTE = 18	Salaried GPs: HC = 34 FTE = 19
---	--	--	---	---

Key
 HC = Head Count
 FTE = Full-Time Equivalent



Nurses

Advanced Nurse Practitioners: HC = 20 FTE = 16	Extended Role Practice Nurses: HC = 0 FTE = 0	Nurse Dispensers: HC = 0 FTE = 0	Nurse Specialists: HC = 1 FTE = 1	Nursing Partners: HC = 0 FTE = 0	Other Nurses: HC = 1 FTE = 0	Practice Nurses: HC = 74 FTE = 43	Trainee Nurses: HC = 1 FTE = 0
---	--	---	--	---	---	--	---



Direct Patient Care

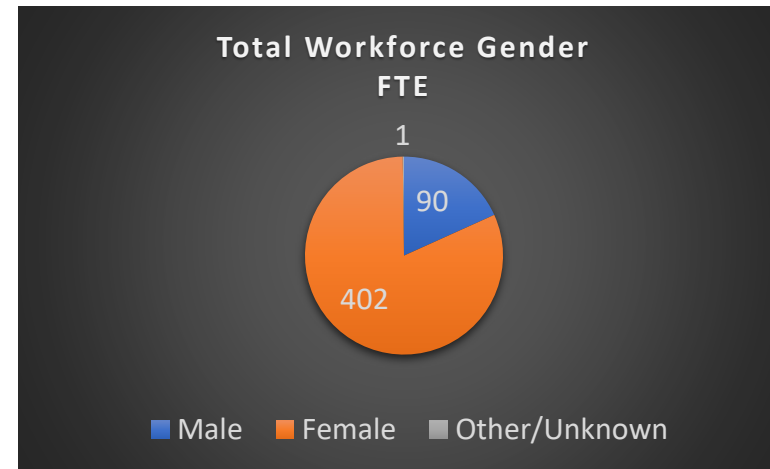
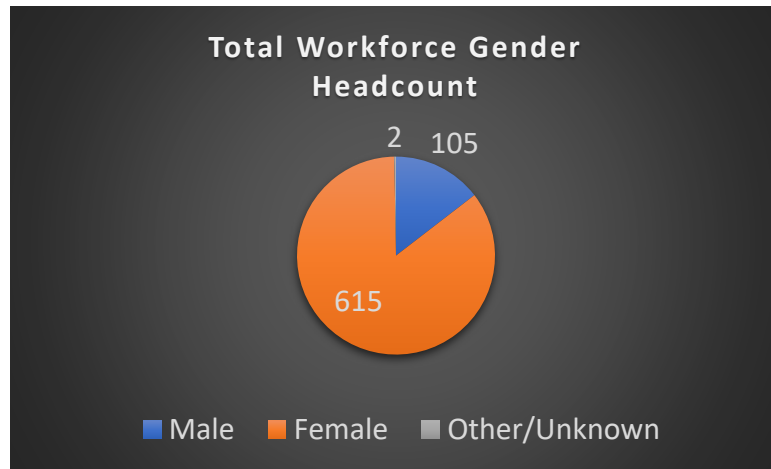
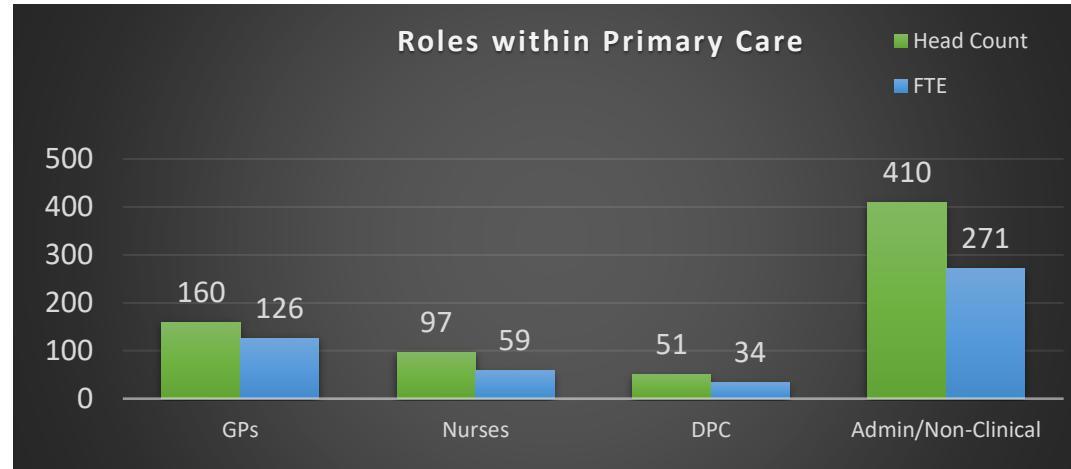
Advanced Paramedic Practitioners: HC = 0 FTE = 0	Advanced Pharmacist Practitioners: HC = 0 FTE = 0	Advanced Physiotherapist Practitioners: HC = 0 FTE = 0	Apprentices: HC = 0 FTE = 0	Dispensers: HC = 4 FTE = 3	General Practice Assistants: HC = 1 FTE = 1	Health Support Workers: HC = 0 FTE = 0
Health Care Assistants: HC = 30 FTE = 20	Nursing Associates: HC = 0 FTE = 0	Other Direct Patient Care: HC = 3 FTE = 2	Paramedics: HC = 1 FTE = 1	Pharmacists: HC = 9 FTE = 6	Pharmacy Technicians: HC = 0 FTE = 0	Phlebotomists: HC = 1 FTE = 0
Physician Associates: HC = 3 FTE = 3	Physiotherapists: HC = 0 FTE = 0	Social Prescribing Link Workers: HC = 0 FTE = 0	Therapists: HC = 0 FTE = 0			



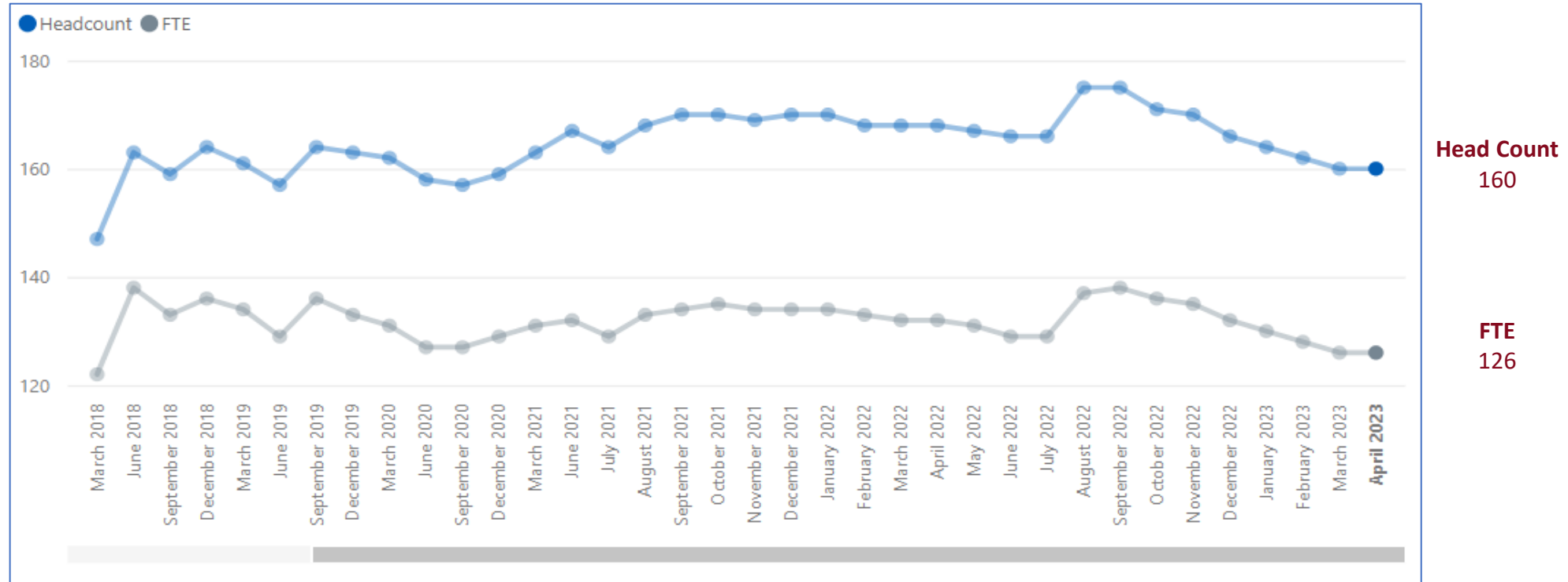
Administration

Apprentices: HC = 4 FTE = 4	Estates & Ancillary: HC = 3 FTE = 2	Management Partners: HC = 0 FTE = 0	Managers: HC = 42 FTE = 37	Medical Secretaries: HC = 41 FTE = 29	Other Admin/Non- clinical: HC = 65 FTE = 39	Receptionists: HC = 259 FTE = 163	Telephonists: HC = 1 FTE = 0
---	--	--	--	--	--	---	--

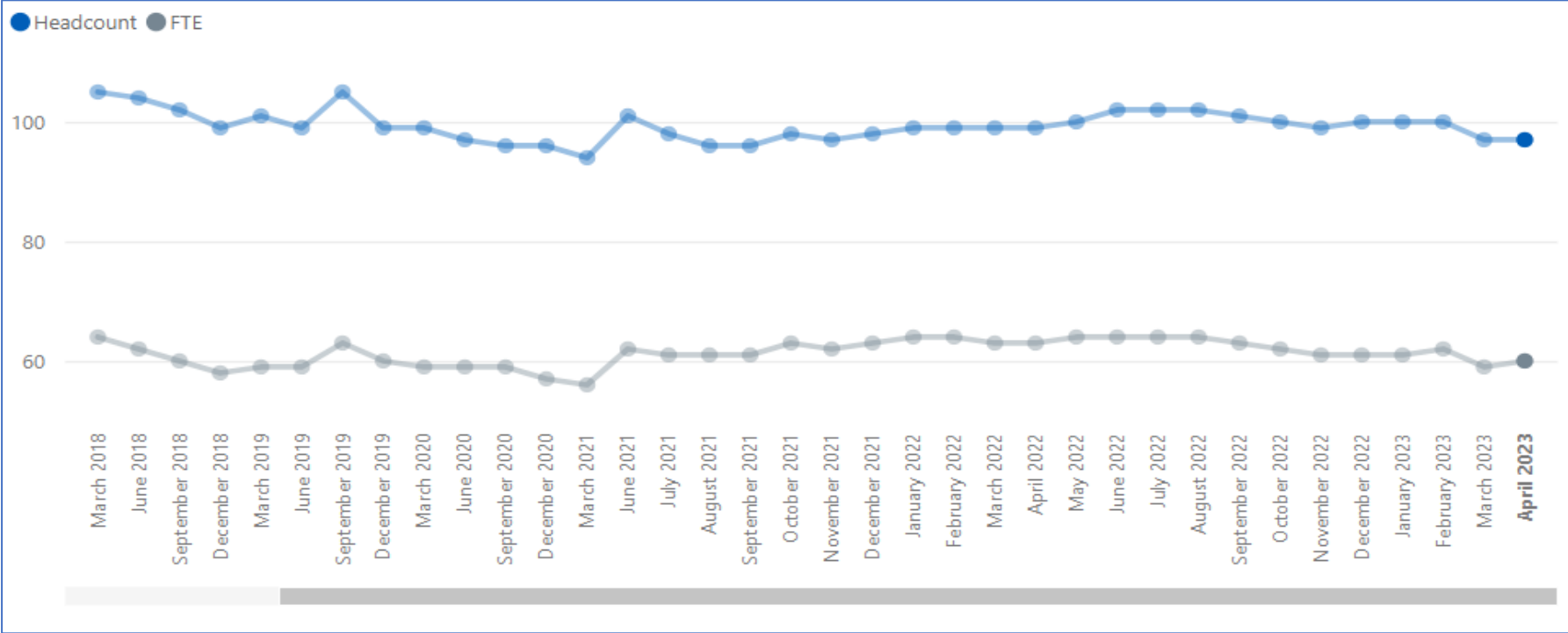
Basildon & Brentwood Demographics – Headcount and FTE



Basildon & Brentwood GP Trends – Headcount and FTE



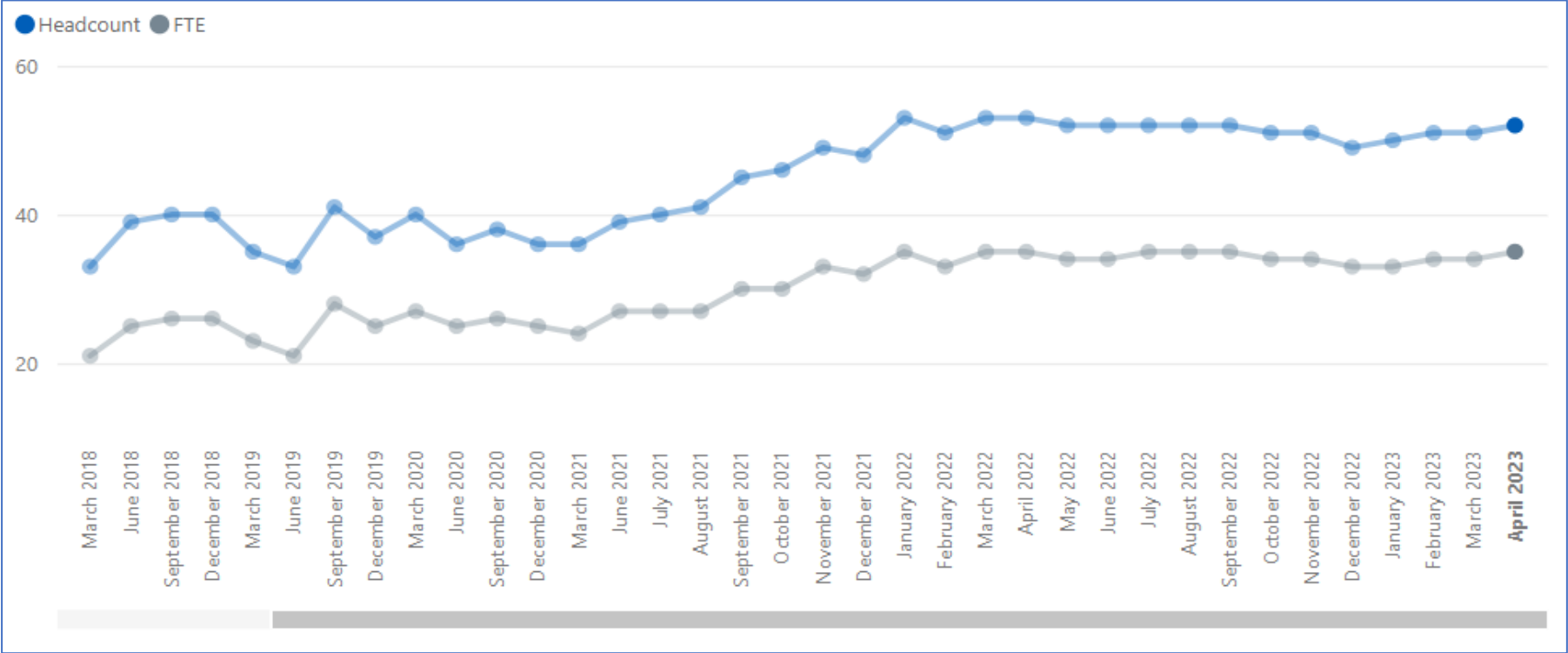
Basildon & Brentwood Nurses Trends – Headcount and FTE



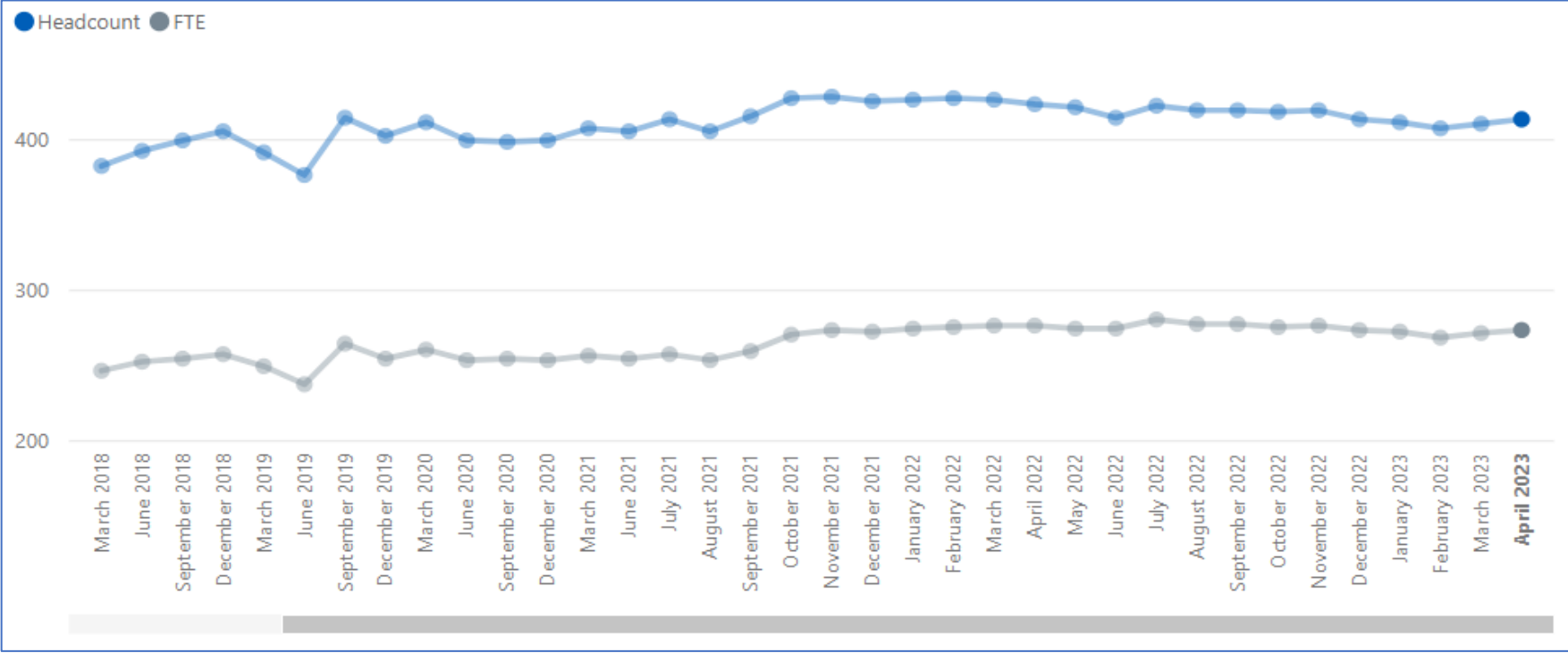
Head Count
97

FTE
60

Basildon & Brentwood Direct Patient Care Trends – Headcount and FTE



Basildon & Brentwood Essex Administration/Non-Clinical Trends – Headcount and FTE



Head Count
413

FTE
273

Thurrock GP Practices Workforce Information

April 2023

Thurrock Workforce Roles in Primary Care – Headcount and FTE



Doctors

GP Partners: HC = 41 FTE = 40	GP Regular Locums: HC = 18 FTE = 11	GP Retainers: HC = 0 FTE = 0	GPs in Training Grades: HC = 13 FTE = 12	Salaried GPs: HC = 23 FTE = 17
---	---	--	---	---

Key
HC = Head Count
FTE = Full-Time Equivalent



Nurses

Advanced Nurse Practitioners: HC = 15 FTE = 10	Extended Role Practice Nurses: HC = 1 FTE = 1	Nurse Dispensers: HC = 0 FTE = 0	Nurse Specialists: HC = 0 FTE = 0	Nursing Partners: HC = 0 FTE = 0	Other Nurses: HC = 0 FTE = 0	Practice Nurses: HC = 44 FTE = 29	Trainee Nurses: HC = 0 FTE = 0
--	---	--	---	--	--	---	--



Direct Patient Care

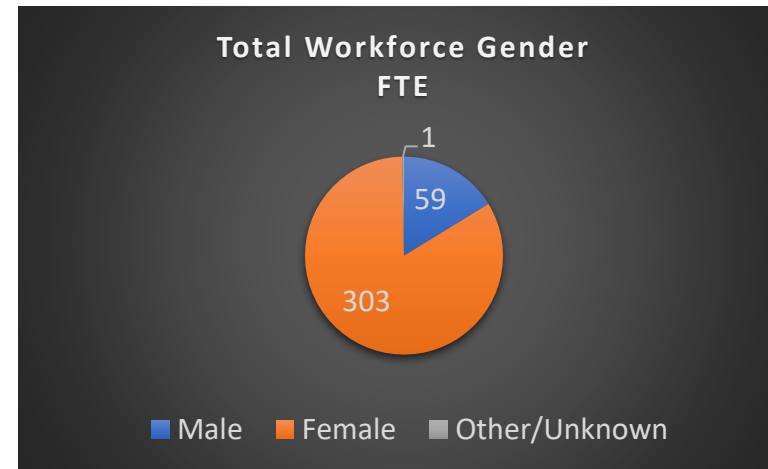
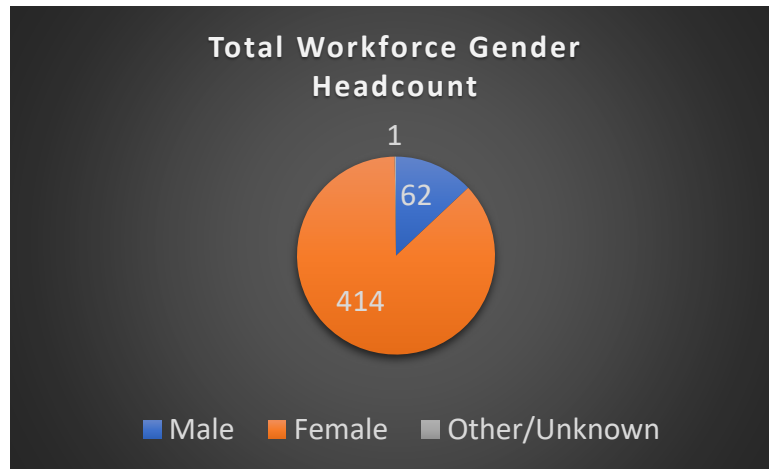
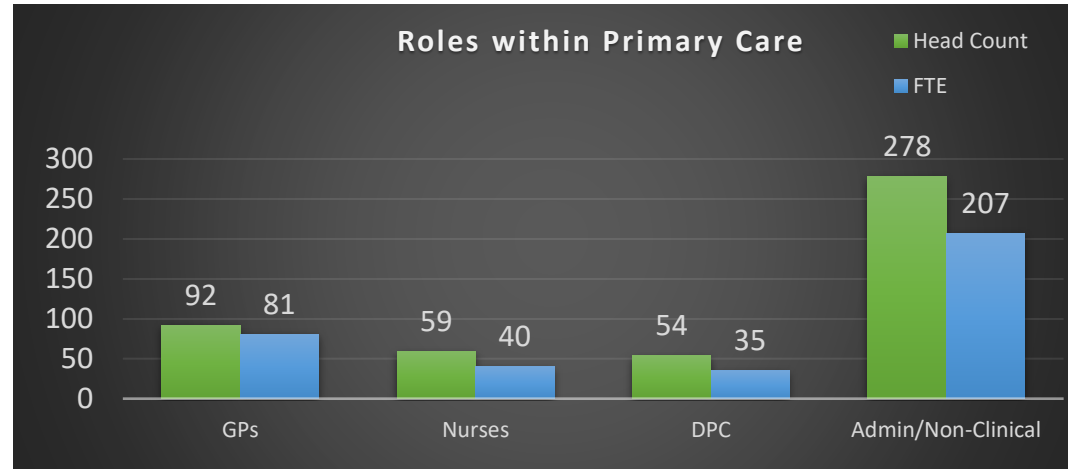
Advanced Paramedic Practitioners: HC = 1 FTE = 0	Advanced Pharmacist Practitioners: HC = 2 FTE = 1	Advanced Physiotherapist Practitioners: HC = 0 FTE = 0	Apprentices: HC = 1 FTE = 1	Dispensers: HC = 8 FTE = 6	Health Support Workers: HC = 0 FTE = 0	Health Care Assistants: HC = 20 FTE = 12
Nursing Associates: HC = 2 FTE = 1	Other Direct Patient Care: HC = 3 FTE = 1	Paramedics: HC = 0 FTE = 0	Pharmacists: HC = 8 FTE = 6	Pharmacy Technicians: HC = 0 FTE = 0	Phlebotomists: HC = 1 FTE = 1	Physician Associates: HC = 8 FTE = 6
Physiotherapists: HC = 0 FTE = 0	Social Prescribing Link Workers: HC = 0 FTE = 0	Therapists: HC = 0 FTE = 0				



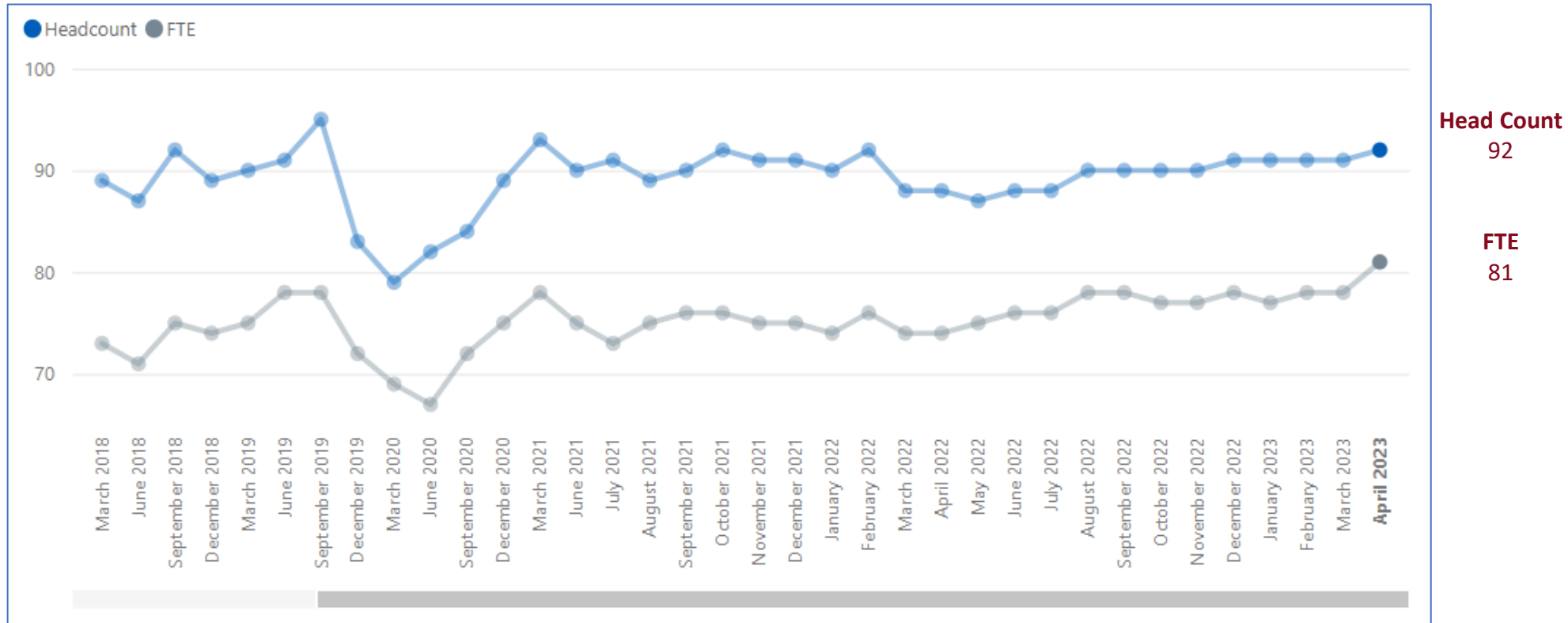
Administration

Apprentices: HC = 2 FTE = 2	Estates & Ancillary: HC = 2 FTE = 1	Management Partners: HC = 5 FTE = 5	Managers: HC = 32 FTE = 29	Medical Secretaries: HC = 18 FTE = 14	Other Admin/Non-clinical: HC = 38 FTE = 30	Receptionists: HC = 183 FTE = 127	Telephonists: HC = 0 FTE = 0
---	---	---	--	---	--	---	--

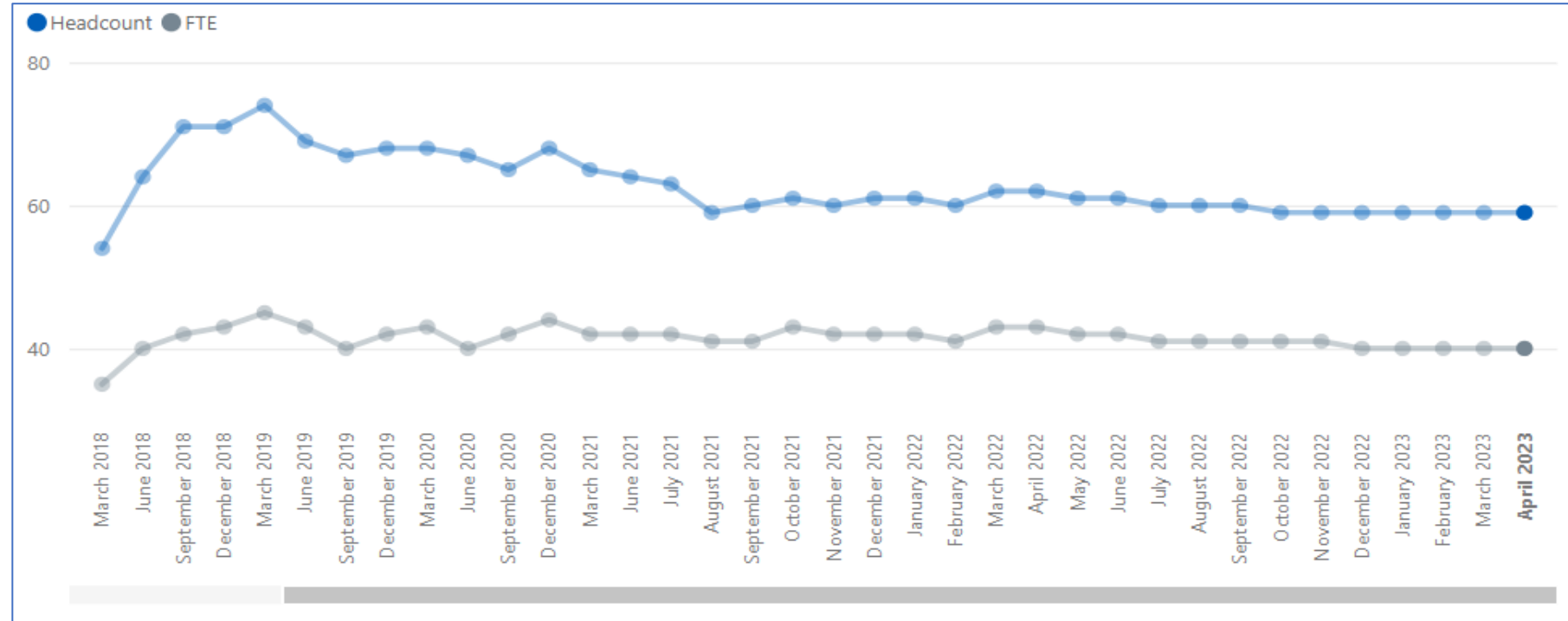
Thurrock Demographics – Headcount and FTE



Thurrock GP Trends – Headcount and FTE



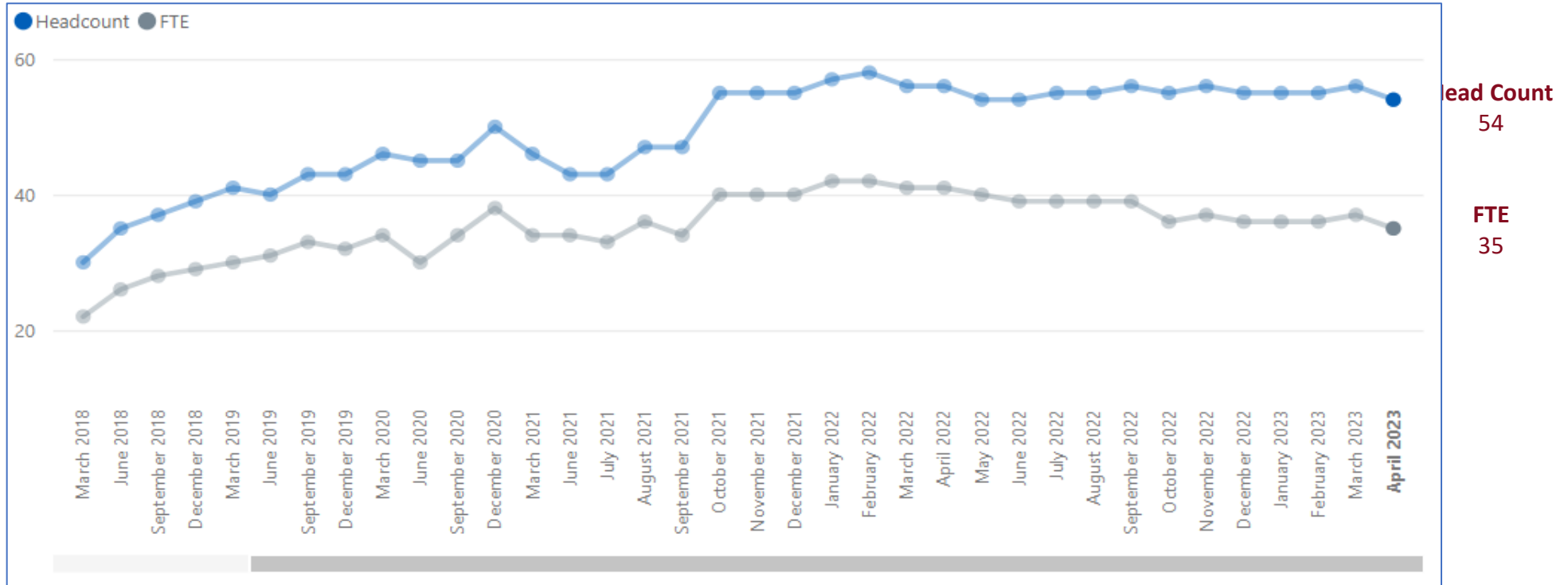
Thurrock Nurses Trends – Headcount and FTE



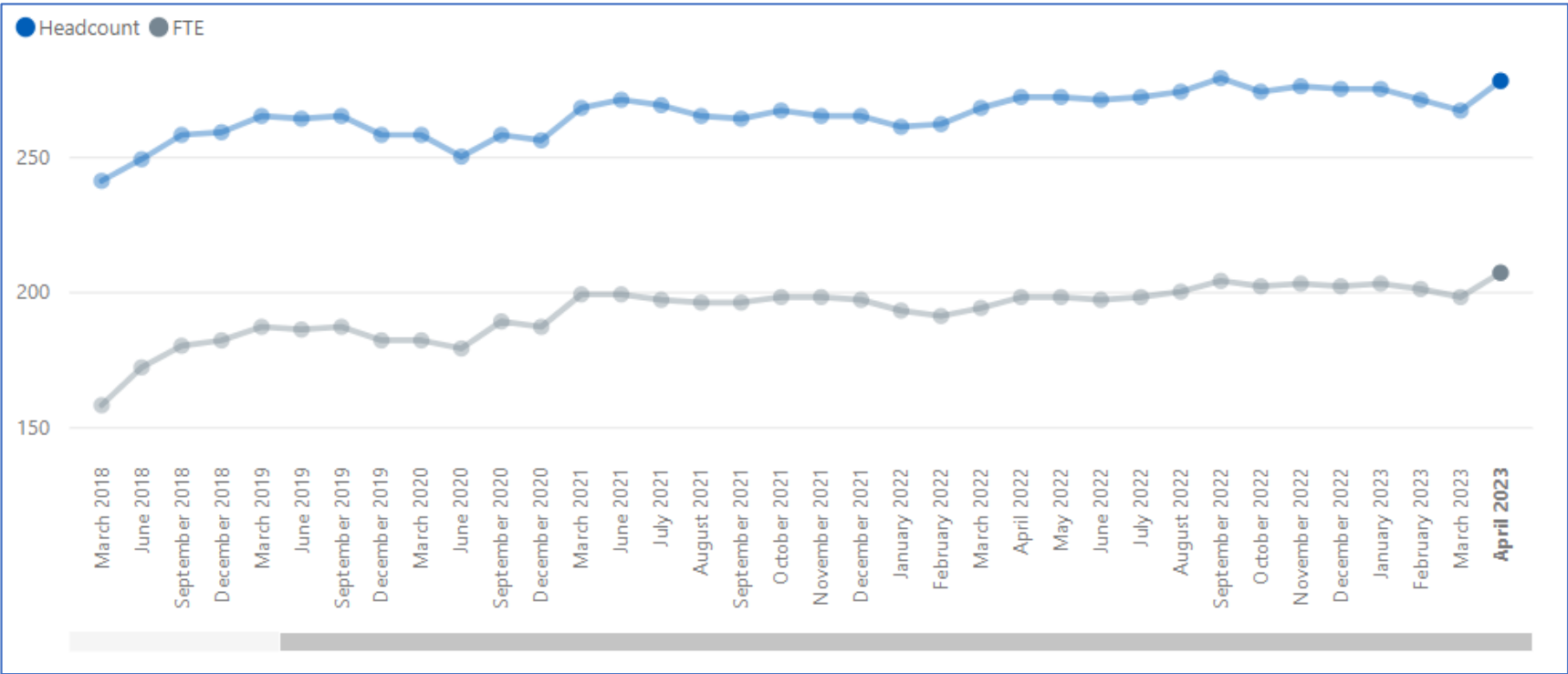
Head Count
59

FTE
40

Thurrock Direct Patient Care Trends – Headcount and FTE



Thurrock Administration/Non-Clinical Trends – Headcount and FTE



Head Count
278

FTE
207

**Castle Point & Rochford (CPR)
GP Practices
Workforce Information**

April 2023

CPR Workforce Roles in Primary Care – Headcount and FTE



GP Partners:
HC = 57
FTE = 57

GP Regular Locums:
HC = 12
FTE = 5

GP Retainers:
HC = 0
FTE = 0

GPs in Training
 Grades:
HC = 24
FTE = 23

Salaried
 GPs:
HC = 26
FTE = 21

Key
 HC = Head Count
 FTE = Full-Time Equivalent



Advanced Nurse
 Practitioners:
HC = 11
FTE = 8

Extended Role
 Practice Nurses:
HC = 1
FTE = 1

Nurse
 Dispensers:
HC = 1
FTE = 0

Nurse
 Specialists:
HC = 1
FTE = 1

Nursing
 Partners:
HC = 0
FTE = 0

Other
 Nurses:
HC = 0
FTE = 0

Practice
 Nurses:
HC = 37
FTE = 24

Trainee
 Nurses:
HC = 0
FTE = 0



Advanced Paramedic
 Practitioners:
HC = 1
FTE = 1

Advanced Pharmacist
 Practitioners:
HC = 1
FTE = 0

Advanced Physiotherapist
 Practitioners:
HC = 0
FTE = 0

Apprentices:
HC = 0
FTE = 0

Dispensers:
HC = 0
FTE = 0

Health Support
 Workers:
HC = 0
FTE = 0

Health Care
 Assistants:
HC = 25
FTE = 18

Nursing
 Associates:
HC = 2
FTE = 1

Other Direct
 Patient Care:
HC = 2
FTE = 1

Paramedics:
HC = 2
FTE = 2

Pharmacists:
HC = 3
FTE = 3

Pharmacy
 Technicians:
HC = 0
FTE = 0

Phlebotomists:
HC = 9
FTE = 5

Physician
 Associates:
HC = 2
FTE = 2

Physiotherapists:
HC = 1
FTE = 1

Social Prescribing
 Link Workers:
HC = 0
FTE = 0

Therapists:
HC = 0
FTE = 0



Apprentices:
HC = 2
FTE = 1

Estates
 & Ancillary:
HC = 2
FTE = 2

Management
 Partners:
HC = 1
FTE = 1

Managers:
HC = 24
FTE = 22

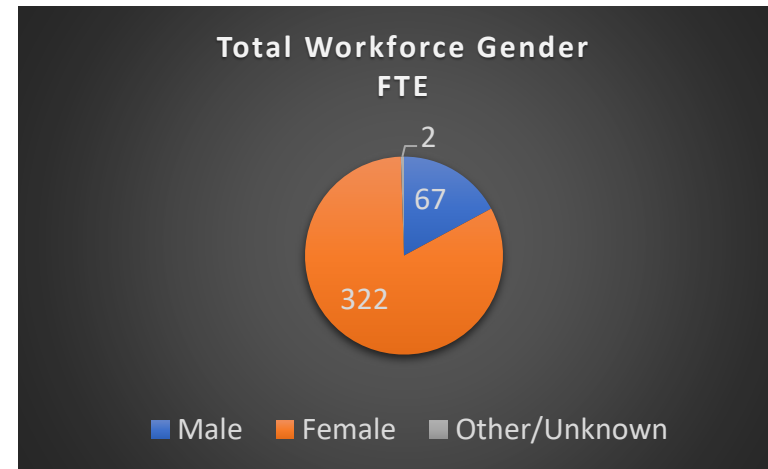
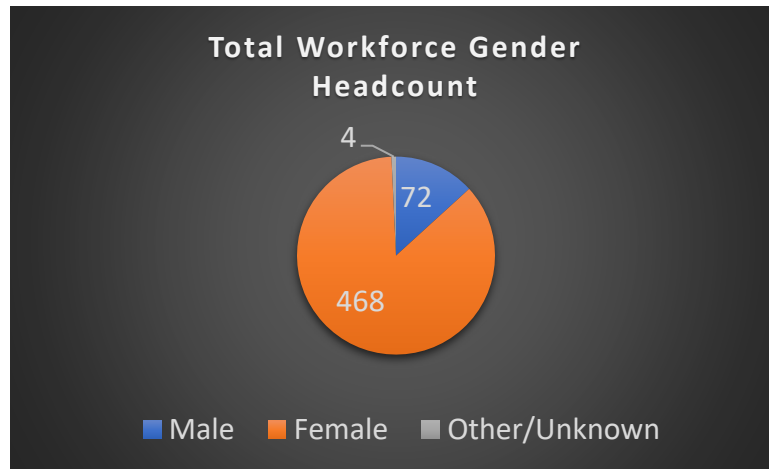
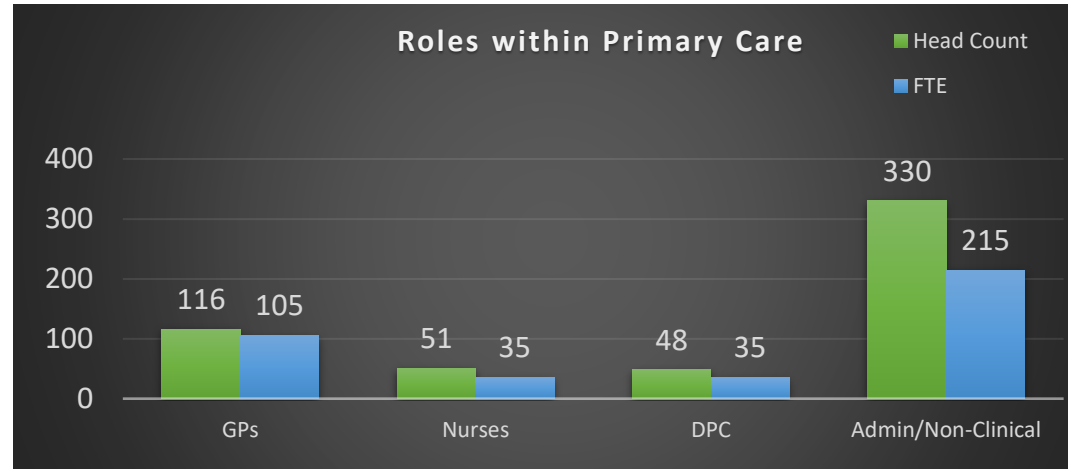
Medical
 Secretaries:
HC = 27
FTE = 19

Other Admin/Non-
 clinical:
HC = 58
FTE = 42

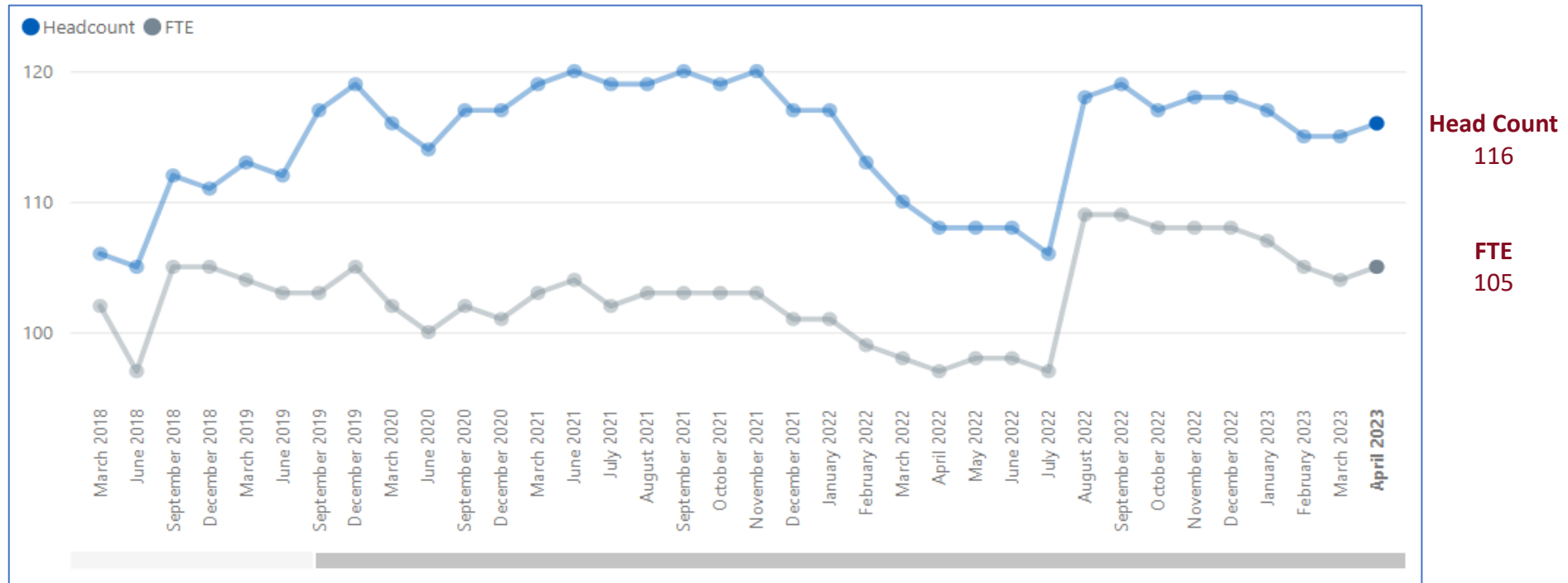
Receptionists:
HC = 215
FTE = 128

Telephonists:
HC = 1
FTE = 1

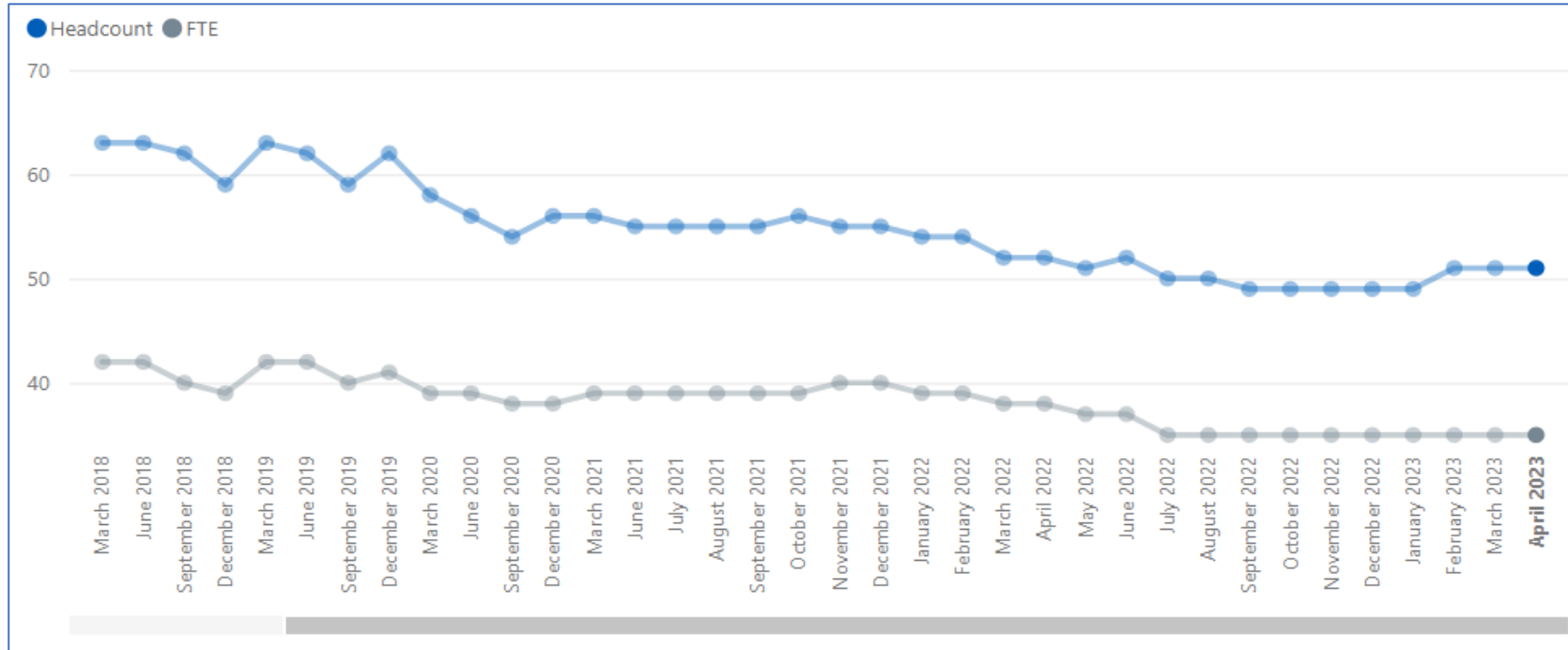
CPR Demographics – Headcount and FTE



CPR GP Trends – Headcount and FTE



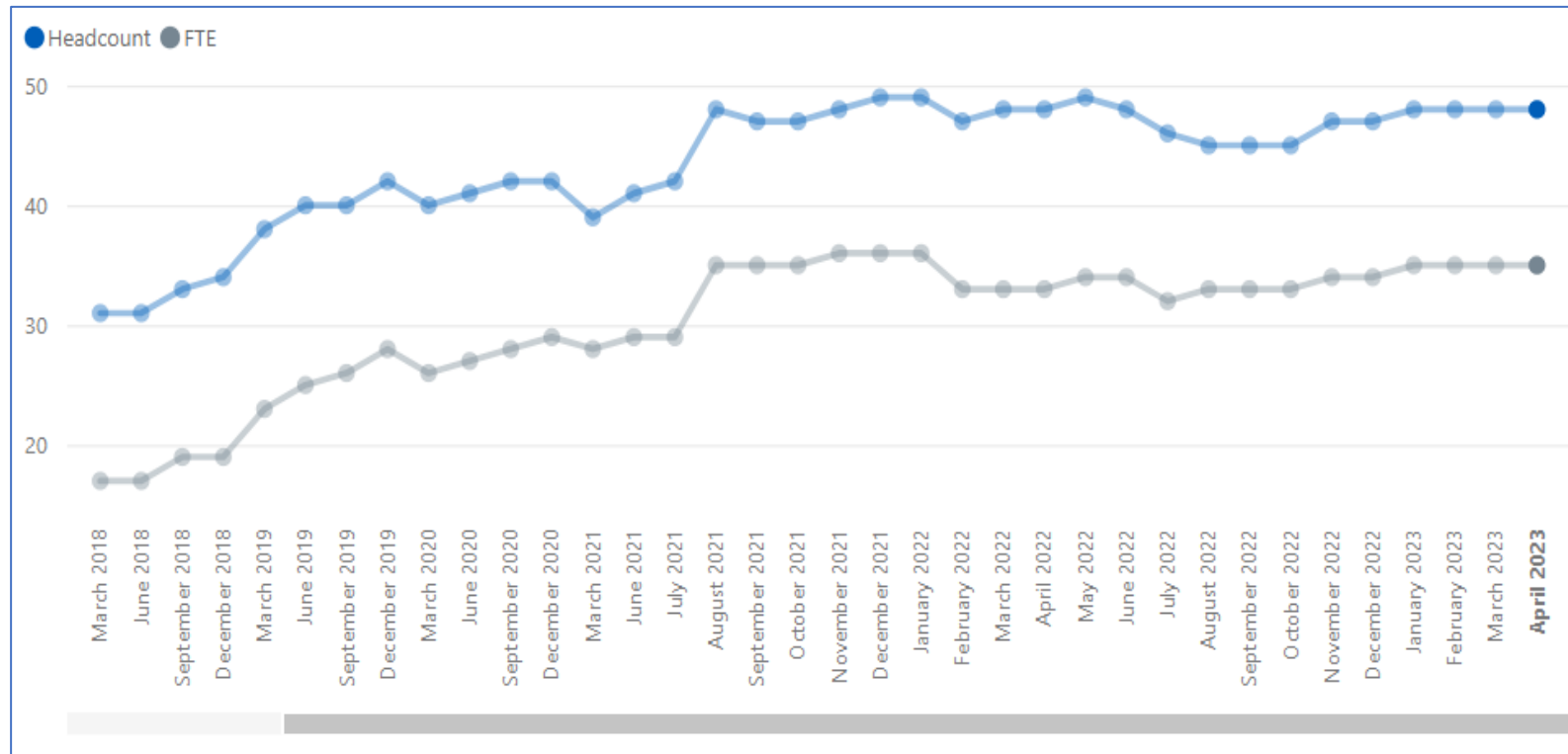
CPR Nurses Trends – Headcount and FTE



Head Count
51

FTE
35

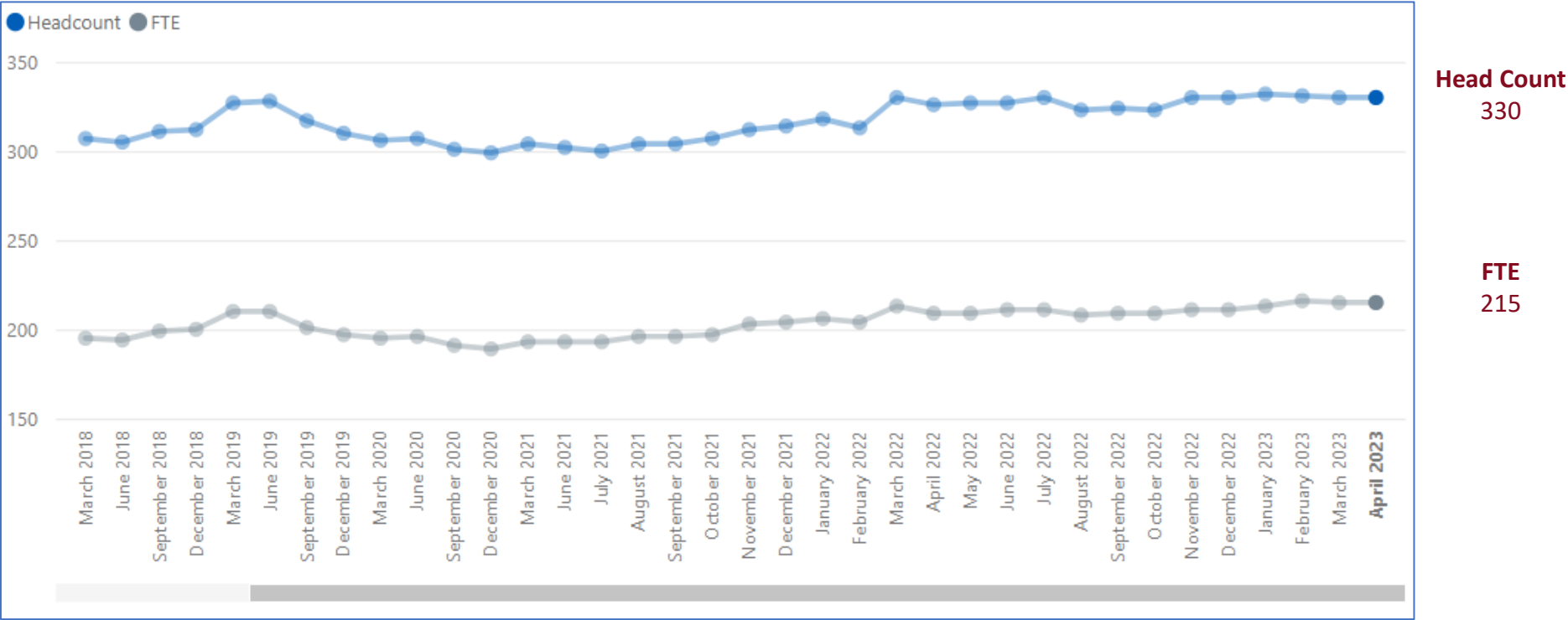
CPR Direct Patient Care Trends – Headcount and FTE



Head Count
48

FTE
35

CPR Administration/Non-Clinical Trends – Headcount and FTE



Southend GP Practices Workforce Information

April 2023

Southend Workforce Roles in Primary Care – Headcount and FTE



GP Partners:
HC = 51
FTE = 48

GP Regular Locums:
HC = 19
FTE = 8

GP Retainers:
HC = 1
FTE = 0

GPs in Training
 Grades:
HC = 23
FTE = 21

Salaried
 GPs:
HC = 41
FTE = 25

Key
 HC = Head Count
 FTE = Full-Time Equivalent



Advanced Nurse
 Practitioners:
HC = 15
FTE = 11

Extended Role
 Practice Nurses:
HC = 4
FTE = 3

Nurse
 Dispensers:
HC = 0
FTE = 0

Nurse
 Specialists:
HC = 1
FTE = 1

Nursing
 Partners:
HC = 0
FTE = 0

Other
 Nurses:
HC = 2
FTE = 2

Practice
 Nurses:
HC = 52
FTE = 29

Trainee
 Nurses:
HC = 2
FTE = 2



Advanced Paramedic
 Practitioners:
HC = 0
FTE = 0

Advanced Pharmacist
 Practitioners:
HC = 0
FTE = 0

Advanced Physiotherapist
 Practitioners:
HC = 0
FTE = 0

Apprentices:
HC = 0
FTE = 0

Dispensers:
HC = 1
FTE = 1

Health Support
 Workers:
HC = 0
FTE = 0

Health Care
 Assistants:
HC = 22
FTE = 13

Nursing
 Associates:
HC = 0
FTE = 0

Other Direct
 Patient Care:
HC = 0
FTE = 0

Paramedics:
HC = 0
FTE = 0

Pharmacists:
HC = 6
FTE = 4

Pharmacy
 Technicians:
HC = 0
FTE = 0

Phlebotomists:
HC = 1
FTE = 1

Physician
 Associates:
HC = 1
FTE = 1

Physiotherapists:
HC = 0
FTE = 0

Social Prescribing
 Link Workers:
HC = 0
FTE = 0

Therapists:
HC = 0
FTE = 0



Apprentices:
HC = 1
FTE = 1

Estates
 & Ancillary:
HC = 3
FTE = 2

Management
 Partners:
HC = 0
FTE = 0

Managers:
HC = 37
FTE = 31

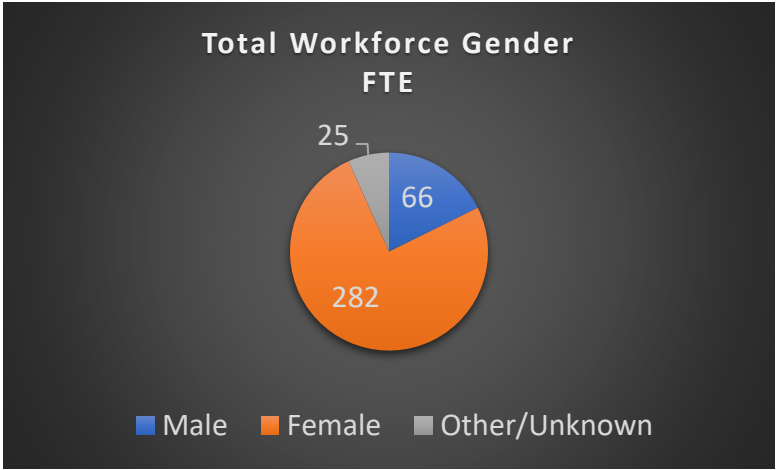
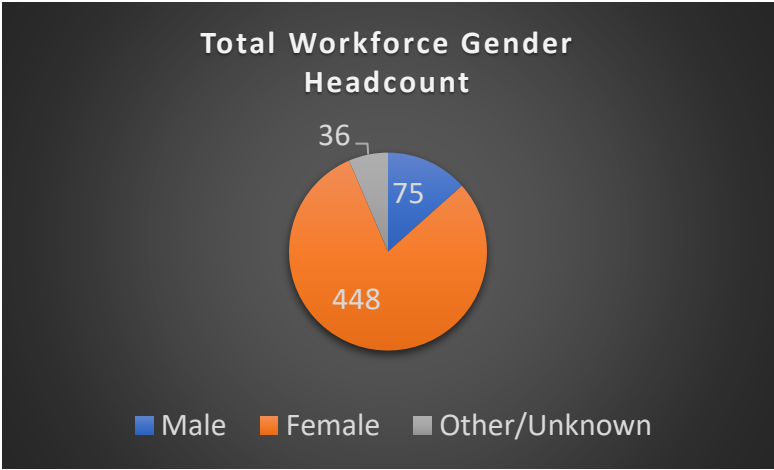
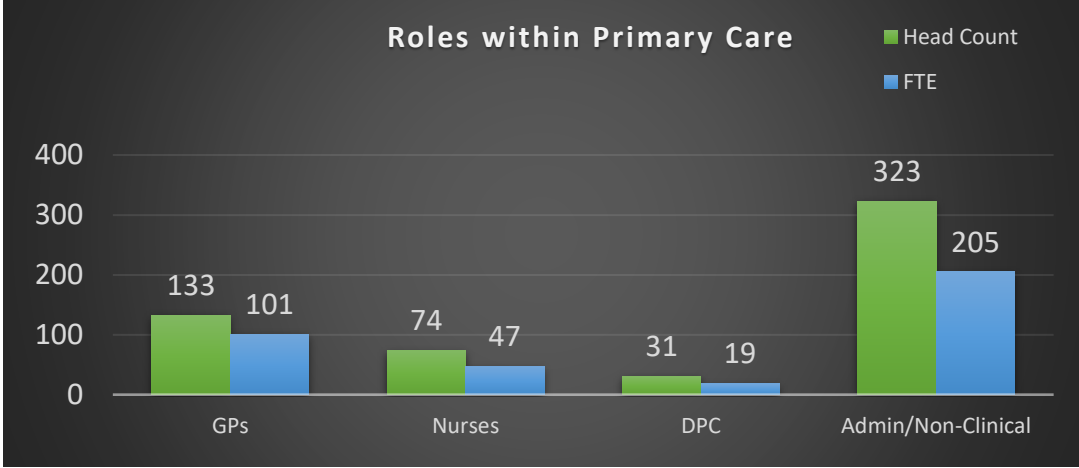
Medical
 Secretaries:
HC = 33
FTE = 21

Other Admin/Non-
 clinical:
HC = 48
FTE = 34

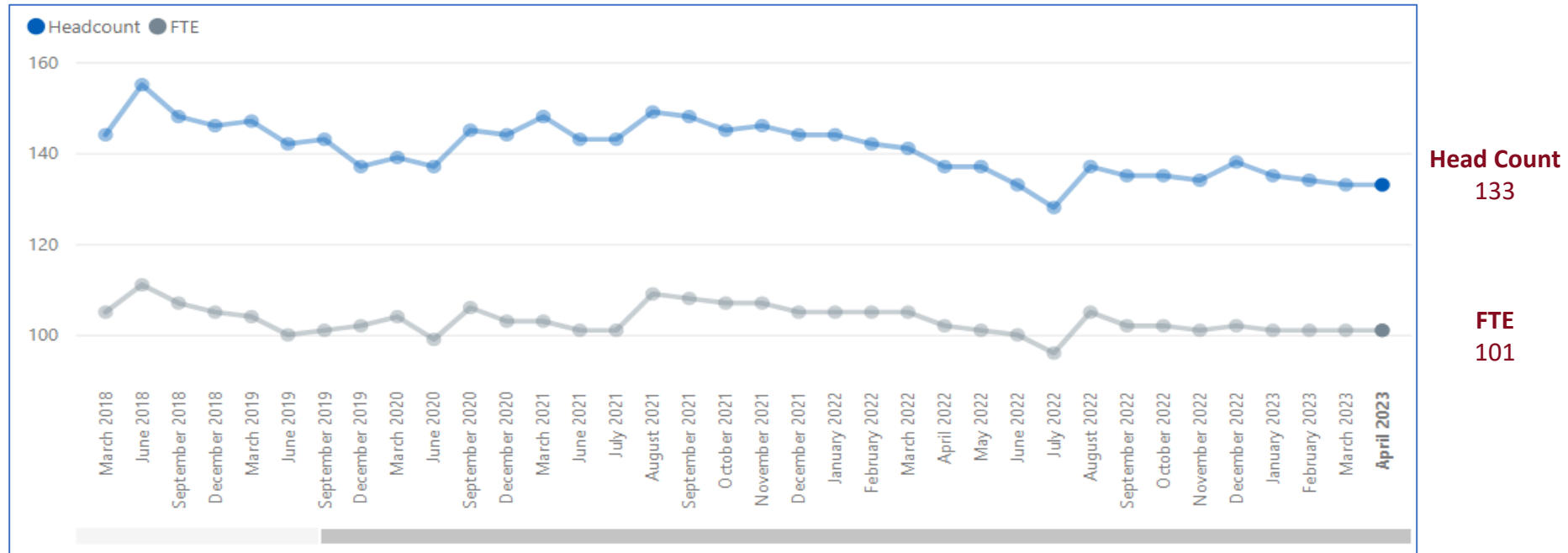
Receptionists:
HC = 200
FTE = 116

Telephonists:
HC = 1
FTE = 1

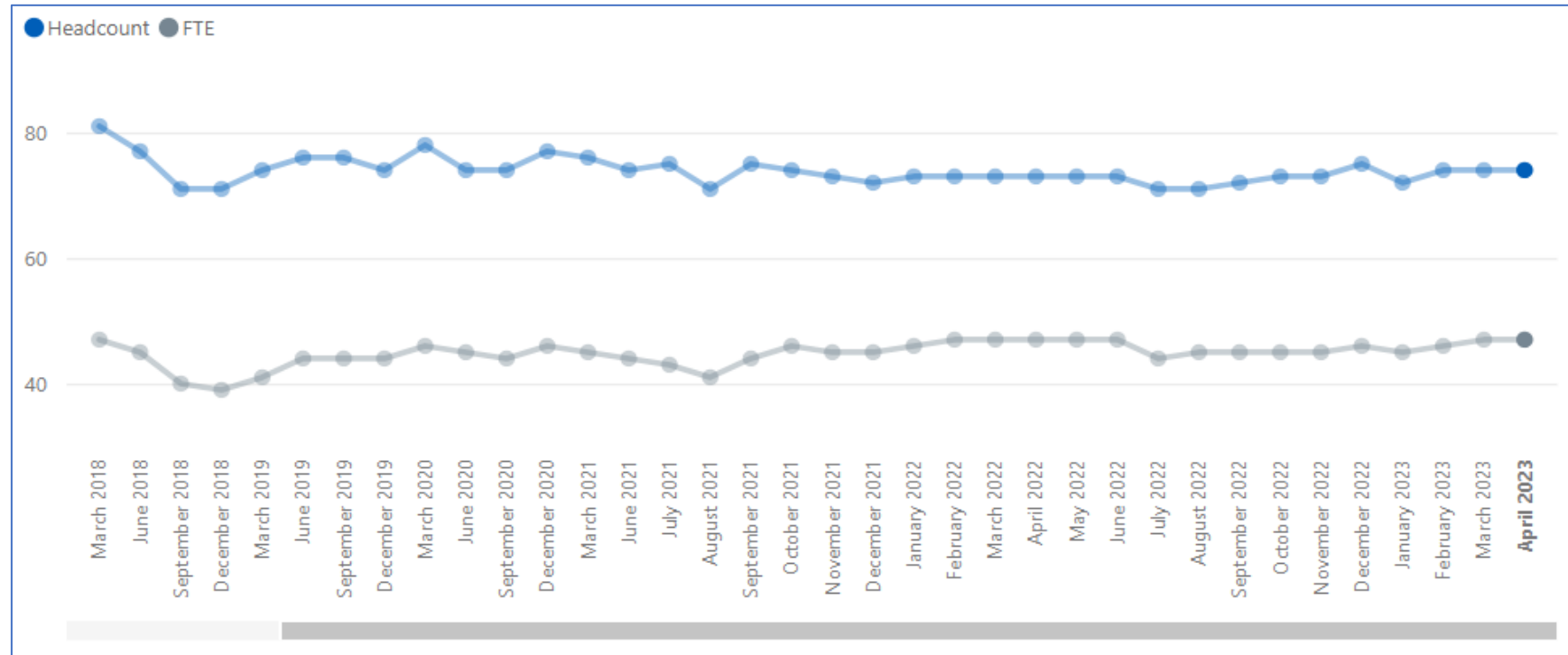
Southend Demographics – Headcount and FTE



Southend GP Trends – Headcount and FTE



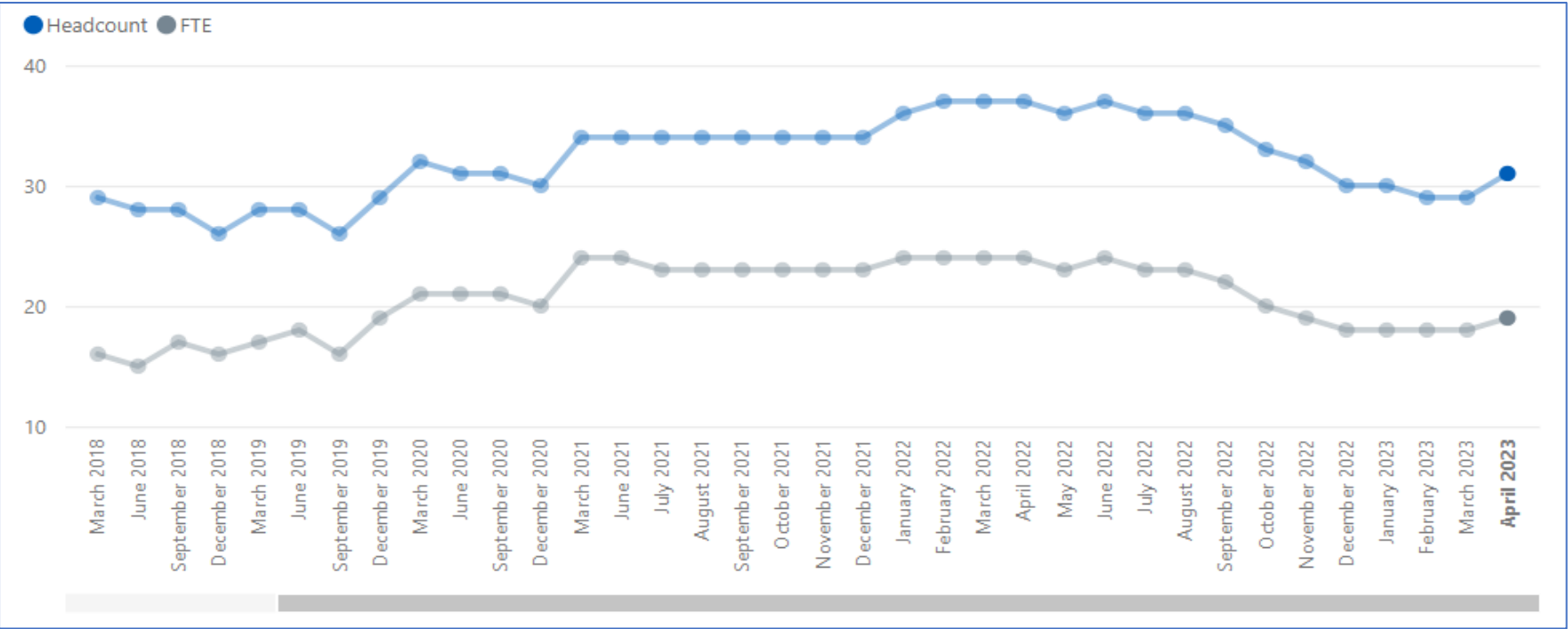
Southend Nurses Trends – Headcount and FTE



Head Count
74

FTE
47

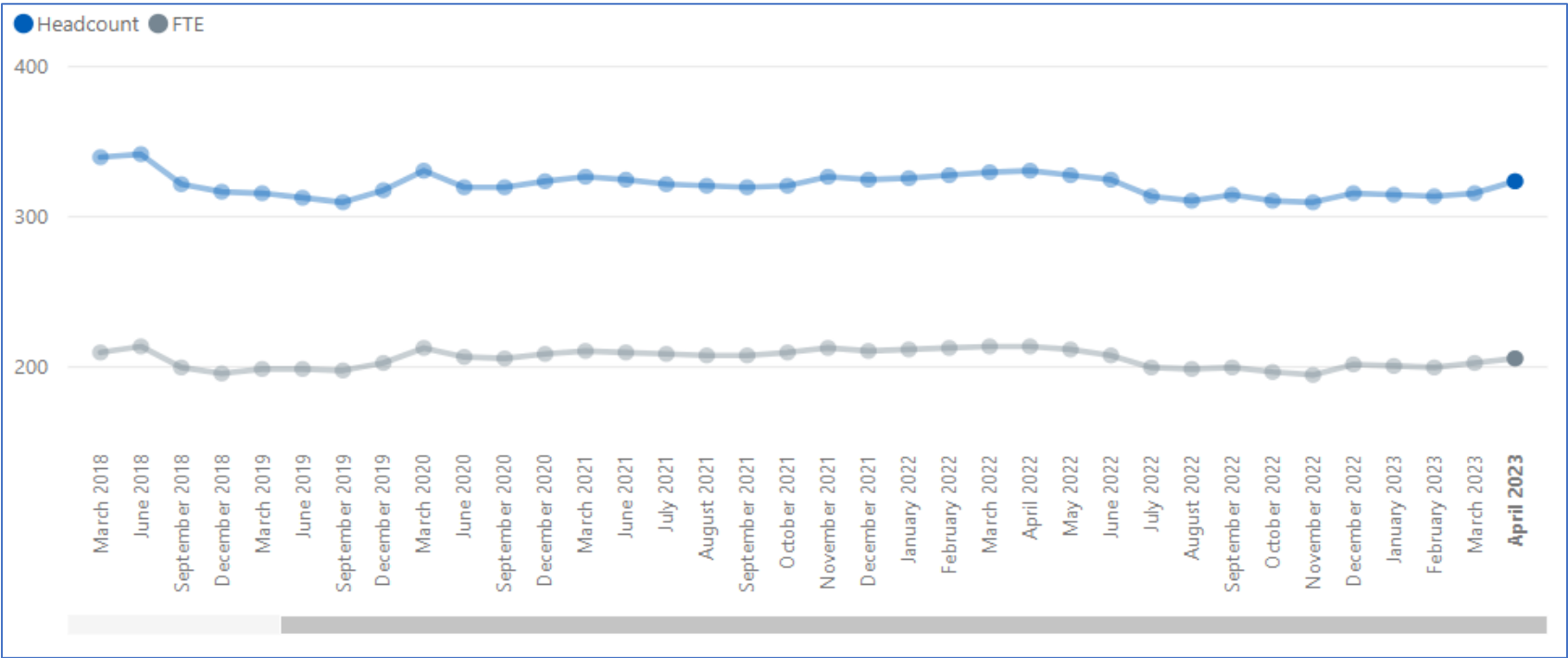
Southend Direct Patient Care Trends – Headcount and FTE



Head Count
31

FTE
19

Southend Administration/Non-Clinical Trends – Headcount and FTE



Head Count
323

FTE
205