

**Essex LMCs  
GP Practices  
Workforce Information  
for  
Ratio of Male and Female GP's**

**February 2023**

# Index

## Male : Female Ratio Data

- 3 - Summary
- 4 - Essex Overall
- 6 - North East Essex
- 8 - West Essex
- 10 - Mid Essex
- 12 - Basildon & Brentwood
- 14 - Thurrock
- 16 - Castle Point & Rochford (CPR)
- 18 - Southend

# Summary

- This report presents data about male and female GPs working in Primary Care in Essex and each individual locality
- It is a snapshot of the male and female Primary Care GP workforce for February 2023
- Full Time Equivalent (FTE) is a standardised measure, 1.0 FTE equates to full-time work of 37.5 hours per week
- Headcount is the number of people working in a role
- NHS Digital is the source of the information
- A guide has been produced by NHS Digital for help with interpreting information with this document including:

Interpreting figures

Full-time equivalent (FTE) and headcount figures

Full-time equivalent calculations

Locum GPs





GPs in training

The guide for February 2023 is available here: [Using this publication - NDRS \(digital.nhs.uk\)](#)

**Essex Overall**  
**GP Workforce Information**  
**Male : Female Ratio**

**February 2023**





# GP's in Essex Primary Care - Male : Female Ratio

	GP Partners	GP Regular Locums	GP Retainers	GPs in Training Grades	Salaried GPs
	<b>Male</b> HC = 325 FTE = 320	<b>Male</b> HC = 36 FTE = 19	<b>Male</b> HC = 0 FTE = 0	<b>Male</b> HC = 95 FTE = 94	<b>Male</b> HC = 100 FTE = 75
	<b>Female</b> HC = 210 FTE = 185	<b>Female</b> HC = 46 FTE = 21	<b>Female</b> HC = 9 FTE = 4	<b>Female</b> HC = 141 FTE = 128	<b>Female</b> HC = 262 FTE = 159
	<b>Other/Unknown</b> HC = 4 FTE = 3	<b>Other/Unknown</b> HC = 2 FTE = 1	<b>Other/Unknown</b> HC = 0 FTE = 0	<b>Other/Unknown</b> HC = 0 FTE = 0	<b>Other/Unknown</b> HC = 3 FTE = 2
	<b>Head Count</b> Male = 60.3% Female = 39% Oth/Unk = 0.7%	<b>Head Count</b> Male = 42.9% Female = 54.8% Oth/Unk = 2.3%	<b>Head Count</b> Male = 0% Female = 100% Oth/Unk = 0%	<b>Head Count</b> Male = 40.3% Female = 59.7% Oth/Unk = 0%	<b>Head Count</b> Male = 27.4% Female = 71.8% Oth/Unk = 0.8%
	<b>FTE</b> Male = 63% Female = 36.4% Oth/Unk = 0.6%	<b>FTE</b> Male = 46.3% Female = 51.2% Oth/Unk = 2.5%	<b>FTE</b> Male = 0% Female = 100% Oth/Unk = 0%	<b>FTE</b> Male = 42.3% Female = 57.7% Oth/Unk = 0%	<b>FTE</b> Male = 31.8% Female = 67.4% Oth/Unk = 0.8%

**North East Essex  
GP Workforce Information  
Male : Female Ratio**

**February 2023**

# GPs in North East Essex Primary Care - Male : Female Ratio





	GP Partners	GP Regular Locums	GP Retainers	GPs in Training Grades	Salaried GPs
	Male HC = 55 FTE = 53	Male HC = 0 FTE = 0	Male HC = 0 FTE = 0	Male HC = 12 FTE = 11	Male HC = 20 FTE = 17
	Female HC = 40 FTE = 37	Female HC = 3 FTE = 1	Female HC = 3 FTE = 1	Female HC = 22 FTE = 21	Female HC = 55 FTE = 35
	Other/Unknown HC = 0 FTE = 0	Other/Unknown HC = 0 FTE = 0	Other/Unknown HC = 0 FTE = 0	Other/Unknown HC = 0 FTE = 0	Other/Unknown HC = 0 FTE = 0
	<b>Head Count</b> Male = 57.9% Female = 42.1% Oth/Unk = 0%	<b>Head Count</b> Male = 0% Female = 100% Oth/Unk = 0%	<b>Head Count</b> Male = 0% Female = 100% Oth/Unk = 0%	<b>Head Count</b> Male = 35.3% Female = 64.7% Oth/Unk = 0%	<b>Head Count</b> Male = 26.7% Female = 73.3% Oth/Unk = 0%
	<b>FTE</b> Male = 58.9% Female = 41.1% Oth/Unk = 0%	<b>FTE</b> Male = 0% Female = 100% Oth/Unk = 0%	<b>FTE</b> Male = 0% Female = 100% Oth/Unk = 0%	<b>FTE</b> Male = 33.3% Female = 66.7% Oth/Unk = 0%	<b>FTE</b> Male = 32.7% Female = 67.3% Oth/Unk = 0%

**West Essex**  
**GP Workforce Information**  
**Male : Female Ratio**

**February 2023**







# GP's in West Essex Primary Care - Male : Female Ratio

	GP Partners	GP Regular Locums	GP Retainers	GPs in Training Grades	Salaried GPs
	Male HC = 63 FTE = 58	Male HC = 6 FTE = 5	Male HC = 0 FTE = 0	Male HC = 32 FTE = 33	Male HC = 23 FTE = 15
	Female HC = 27 FTE = 21	Female HC = 9 FTE = 3	Female HC = 3 FTE = 1	Female HC = 36 FTE = 31	Female HC = 57 FTE = 31
	Other/Unknown HC = 0 FTE = 0	Other/Unknown HC = 0 FTE = 0	Other/Unknown HC = 0 FTE = 0	Other/Unknown HC = 0 FTE = 0	Other/Unknown HC = 0 FTE = 0
	<b>Head Count</b> Male = 70% Female = 30% Oth/Unk = 0%	<b>Head Count</b> Male = 40% Female = 60% Oth/Unk = 0%	<b>Head Count</b> Male = 0% Female = 100% Oth/Unk = 0%	<b>Head Count</b> Male = 47.1% Female = 52.9% Oth/Unk = 0%	<b>Head Count</b> Male = 28.8% Female = 71.2% Oth/Unk = 0%
	<b>FTE</b> Male = 73.4% Female = 26.4% Oth/Unk = 0%	<b>FTE</b> Male = 62.5% Female = 37.5% Oth/Unk = 0%	<b>FTE</b> Male = 0% Female = 100% Oth/Unk = 0%	<b>FTE</b> Male = 51.6% Female = 48.4% Oth/Unk = 0%	<b>FTE</b> Male = 32.6% Female = 67.4% Oth/Unk = 0%

**Mid Essex**  
**GP Workforce Information**  
**Male : Female Ratio**

**February 2023**





# GPs in Mid Essex Primary Care - Male : Female Ratio

	GP Partners	GP Regular Locums	GP Retainers	GPs in Training Grades	Salaried GPs
	Male HC = 57 FTE = 59	Male HC = 0 FTE = 0	Male HC = 0 FTE = 0	Male HC = 18 FTE = 19	Male HC = 22 FTE = 14
	Female HC = 55 FTE = 52	Female HC = 6 FTE = 4	Female HC = 1 FTE = 0	Female HC = 38 FTE = 36	Female HC = 66 FTE = 39
	Other/Unknown HC = 1 FTE = 1	Other/Unknown HC = 0 FTE = 0	Other/Unknown HC = 0 FTE = 0	Other/Unknown HC = 0 FTE = 0	Other/Unknown HC = 1 FTE = 1
	<b>Head Count</b> Male = 50.4% Female = 48.7% Oth/Unk = 0.9%	<b>Head Count</b> Male = 0% Female = 100% Oth/Unk = 0%	<b>Head Count</b> Male = 0% Female = 100% Oth/Unk = 0%	<b>Head Count</b> Male = 32.1% Female = 67.9% Oth/Unk = 0%	<b>Head Count</b> Male = 24.7% Female = 74.2% Oth/Unk = 1.1%
	<b>FTE</b> Male = 53.1% Female = 46% Oth/Unk = 0.9%	<b>FTE</b> Male = 0% Female = 100% Oth/Unk = 0%	<b>FTE</b> Male = 0% Female = 0% Oth/Unk = 0%	<b>FTE</b> Male = 34.5% Female = 65.5% Oth/Unk = 0%	<b>FTE</b> Male = 25.9% Female = 72.2% Oth/Unk = 1.9%

**Basildon & Brentwood  
GP Workforce Information  
Male : Female Ratio**

**February 2023**





# GPs in Basildon & Brentwood Primary Care - Male : Female Ratio

	GP Partners	GP Regular Locums	GP Retainers	GPs in Training Grades	Salaried GPs
	Male HC = 60 FTE = 54	Male HC = 5 FTE = 2	Male HC = 0 FTE = 0	Male HC = 9 FTE = 9	Male HC = 7 FTE = 6
	Female HC = 38 FTE = 31	Female HC = 6 FTE = 3	Female HC = 1 FTE = 1	Female HC = 12 FTE = 11	Female HC = 24 FTE = 13
	Other/Unknown HC = 0 FTE = 0	Other/Unknown HC = 0 FTE = 0	Other/Unknown HC = 0 FTE = 0	Other/Unknown HC = 0 FTE = 0	Other/Unknown HC = 0 FTE = 0
	<b>Head Count</b> Male = 61.2% Female = 38.8% Oth/Unk = 0%	<b>Head Count</b> Male = 45.5% Female = 54.5% Oth/Unk = 0%	<b>Head Count</b> Male = 0% Female = 100% Oth/Unk = 0%	<b>Head Count</b> Male = 42.9% Female = 57.1% Oth/Unk = 0%	<b>Head Count</b> Male = 33.3% Female = 66.7% Oth/Unk = 0%
	<b>FTE</b> Male = 63.5% Female = 36.5% Oth/Unk = 0%	<b>FTE</b> Male = 40% Female = 60% Oth/Unk = 0%	<b>FTE</b> Male = 0% Female = 100% Oth/Unk = 0%	<b>FTE</b> Male = 45% Female = 55% Oth/Unk = 0%	<b>FTE</b> Male = 31.6% Female = 68.4% Oth/Unk = 0%

**Thurrock**  
**GP Workforce Information**  
**Male : Female Ratio**

**February 2023**

# GPs in Thurrock Primary Care - Male : Female Ratio

	GP Partners	GP Regular Locums	GP Retainers	GPs in Training Grades	Salaried GPs
	Male HC = 25 FTE = 25	Male HC = 9 FTE = 6	Male HC = 0 FTE = 0	Male HC = 3 FTE = 3	Male HC = 8 FTE = 7
	Female HC = 16 FTE = 14	Female HC = 9 FTE = 5	Female HC = 0 FTE = 0	Female HC = 8 FTE = 7	Female HC = 16 FTE = 11
	Other/Unknown HC = 0 FTE = 0	Other/Unknown HC = 0 FTE = 0	Other/Unknown HC = 0 FTE = 0	Other/Unknown HC = 0 FTE = 0	Other/Unknown HC = 0 FTE = 0
	<b>Head Count</b> Male = 61% Female = 39% Oth/Unk = 0%	<b>Head Count</b> Male = 50% Female = 50% Oth/Unk = 0%	<b>Head Count</b> Male = 0% Female = 0% Oth/Unk = 0%	<b>Head Count</b> Male = 27.3% Female = 72.7% Oth/Unk = 0%	<b>Head Count</b> Male = 33.3% Female = 66.7% Oth/Unk = 0%
	<b>FTE</b> Male = 64.1% Female = 35.9% Oth/Unk = 0%	<b>FTE</b> Male = 54.5% Female = 45.5% Oth/Unk = 0%	<b>FTE</b> Male = 0% Female = 0% Oth/Unk = 0%	<b>FTE</b> Male = 30% Female = 70% Oth/Unk = 0%	<b>FTE</b> Male = 38.9% Female = 61.1% Oth/Unk = 0%

**CPR**





**GP Workforce Information**

**Male : Female Ratio**

**February 2023**







# GPs in CPR Primary Care - Male : Female Ratio

	GP Partners	GP Regular Locums	GP Retainers	GPs in Training Grades	Salaried GPs
	Male HC = 35 FTE = 37	Male HC = 7 FTE = 3	Male HC = 0 FTE = 0	Male HC = 9 FTE = 8	Male HC = 8 FTE = 7
	Female HC = 22 FTE = 20	Female HC = 5 FTE = 2	Female HC = 0 FTE = 0	Female HC = 14 FTE = 14	Female HC = 18 FTE = 15
	Other/Unknown HC = 0 FTE = 0	Other/Unknown HC = 0 FTE = 0	Other/Unknown HC = 0 FTE = 0	Other/Unknown HC = 0 FTE = 0	Other/Unknown HC = 0 FTE = 0
	<b>Head Count</b> Male = 61.4% Female = 38.6% Oth/Unk = 0%	<b>Head Count</b> Male = 58.3% Female = 41.7% Oth/Unk = 0%	<b>Head Count</b> Male = 0% Female = 0% Oth/Unk = 0%	<b>Head Count</b> Male = 39.1% Female = 60.9% Oth/Unk = 0%	<b>Head Count</b> Male = 30.8% Female = 69.2% Oth/Unk = 0%
	<b>FTE</b> Male = 64.9% Female = 35.1% Oth/Unk = 0%	<b>FTE</b> Male = 60% Female = 40% Oth/Unk = 0%	<b>FTE</b> Male = 0% Female = 0% Oth/Unk = 0%	<b>FTE</b> Male = 36.4% Female = 63.6% Oth/Unk = 0%	<b>FTE</b> Male = 31.8% Female = 68.2% Oth/Unk = 0%

**Southend**  
**GP Workforce Information**  
**Male : Female Ratio**

**February 2023**

# GPs in Southend Primary Care - Male : Female Ratio

	GP Partners	GP Regular Locums	GP Retainers	GPs in Training Grades	Salaried GPs
	Male HC = 33 FTE = 33	Male HC = 9 FTE = 4	Male HC = 0 FTE = 0	Male HC = 12 FTE = 12	Male HC = 12 FTE = 9
	Female HC = 14 FTE = 11	Female HC = 9 FTE = 3	Female HC = 1 FTE = 0	Female HC = 11 FTE = 9	Female HC = 28 FTE = 16
	Other/Unknown HC = 3 FTE = 3	Other/Unknown HC = 2 FTE = 1	Other/Unknown HC = 0 FTE = 0	Other/Unknown HC = 0 FTE = 0	Other/Unknown HC = 2 FTE = 1
	<b>Head Count</b> Male = 66% Female = 28% Oth/Unk = 6%	<b>Head Count</b> Male = 45% Female = 45% Oth/Unk = 10%	<b>Head Count</b> Male = 0% Female = 100% Oth/Unk = 0%	<b>Head Count</b> Male = 52.2% Female = 47.8% Oth/Unk = 0%	<b>Head Count</b> Male = 28.6% Female = 66.7% Oth/Unk = 4.7%
	<b>FTE</b> Male = 70.2% Female = 23.4% Oth/Unk = 6.4%	<b>FTE</b> Male = 50% Female = 37.5% Oth/Unk = 12.5%	<b>FTE</b> Male = 0% Female = 0% Oth/Unk = 0%	<b>FTE</b> Male = 57.1% Female = 42.9% Oth/Unk = 0%	<b>FTE</b> Male = 34.6% Female = 61.5% Oth/Unk = 3.9%