

Essex
GP Practices
Workforce Information

February 2023

Index

3 Summary

4 Essex Overall

11 North East Essex

18 West Essex

25 Mid Essex

32 Basildon & Brentwood

39 Thurrock

46 Castle Point & Rochford

53 Southend

Summary

- The first part of this report presents data for GPs, Nurses, Direct Patient Care and Admin/Non-Clinical staff working in Primary Care in Essex
- It is a snapshot of the Essex Primary Care workforce for February 2023
- Full Time Equivalent (FTE) is a standardised measure, 1.0 FTE equates to full-time work of 37.5 hours per week
- Headcount is the number of people working in a role
- NHS Digital is the source of the information

Essex GP Practices Workforce Information

February 2023

Essex Workforce Roles in Primary Care – Headcount and FTE



Doctors

| | | | | |
|---|---|--|---|--|
| GP Partners: HC = 539 FTE = 509 | GP Regular Locums: HC = 84 FTE = 41 | GP Retainers: HC = 9 FTE = 4 | GPs in Training Grades: HC = 236 FTE = 222 | Salaried GPs: HC = 365 FTE = 236 |
|---|---|--|---|--|

Key
 HC = Head Count
 FTE = Full-Time Equivalent



Nurses

| | | | | | | | |
|--|---|--|--|--|--|---|--|
| Advanced Nurse Practitioners: HC = 195 FTE = 149 | Extended Role Practice Nurses: HC = 14 FTE = 10 | Nurse Dispensers: HC = 2 FTE = 2 | Nurse Specialists: HC = 12 FTE = 8 | Nursing Partners: HC = 1 FTE = 1 | Other Nurses: HC = 8 FTE = 6 | Practice Nurses: HC = 496 FTE = 330 | Trainee Nurses: HC = 7 FTE = 5 |
|--|---|--|--|--|--|---|--|



Direct Patient Care

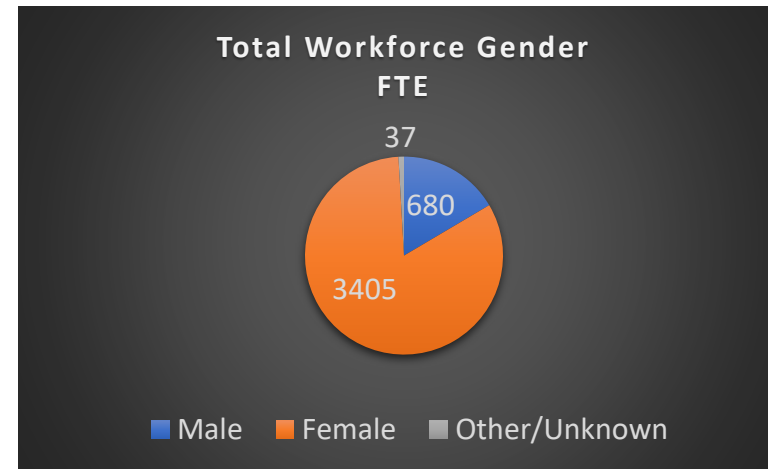
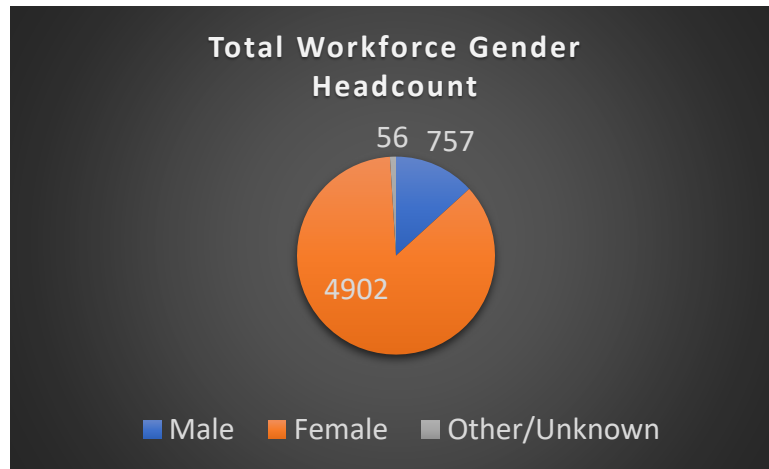
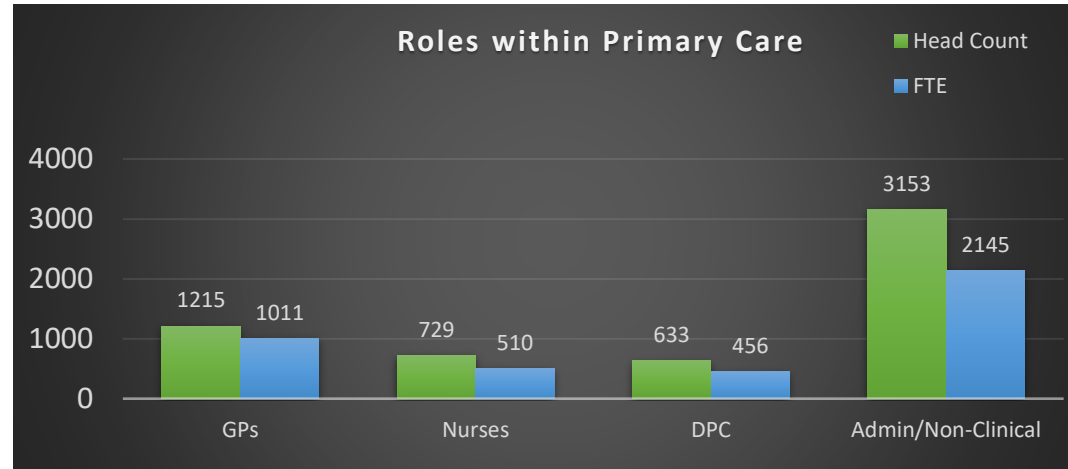
| | | | | | | |
|---|--|--|--|--|--|--|
| Advanced Paramedic Practitioners: HC = 10 FTE = 9 | Advanced Pharmacist Practitioners: HC = 10 FTE = 8 | Advanced Physiotherapist Practitioners: HC = 2 FTE = 1 | Apprentices: HC = 1 FTE = 1 | Dispensers: HC = 138 FTE = 99 | Health Support Workers: HC = 5 FTE = 5 | Health Care Assistants: HC = 286 FTE = 199 |
| IAPT Staff: HC = 1 FTE = 1 | Nursing Associates: HC = 9 FTE = 6 | Other Direct Patient Care: HC = 14 FTE = 8 | Paramedics: HC = 38 FTE = 34 | Pharmacists: HC = 60 FTE = 41 | Pharmacy Technicians: HC = 5 FTE = 3 | Phlebotomists: HC = 29 FTE = 18 |
| Physician Associates: HC = 20 FTE = 19 | Physiotherapists: HC = 2 FTE = 2 | Social Prescribing Link Workers: HC = 2 FTE = 1 | Therapists: HC = 1 FTE = 0 | Trainee Nursing Associates: HC = 1 FTE = 1 | | |



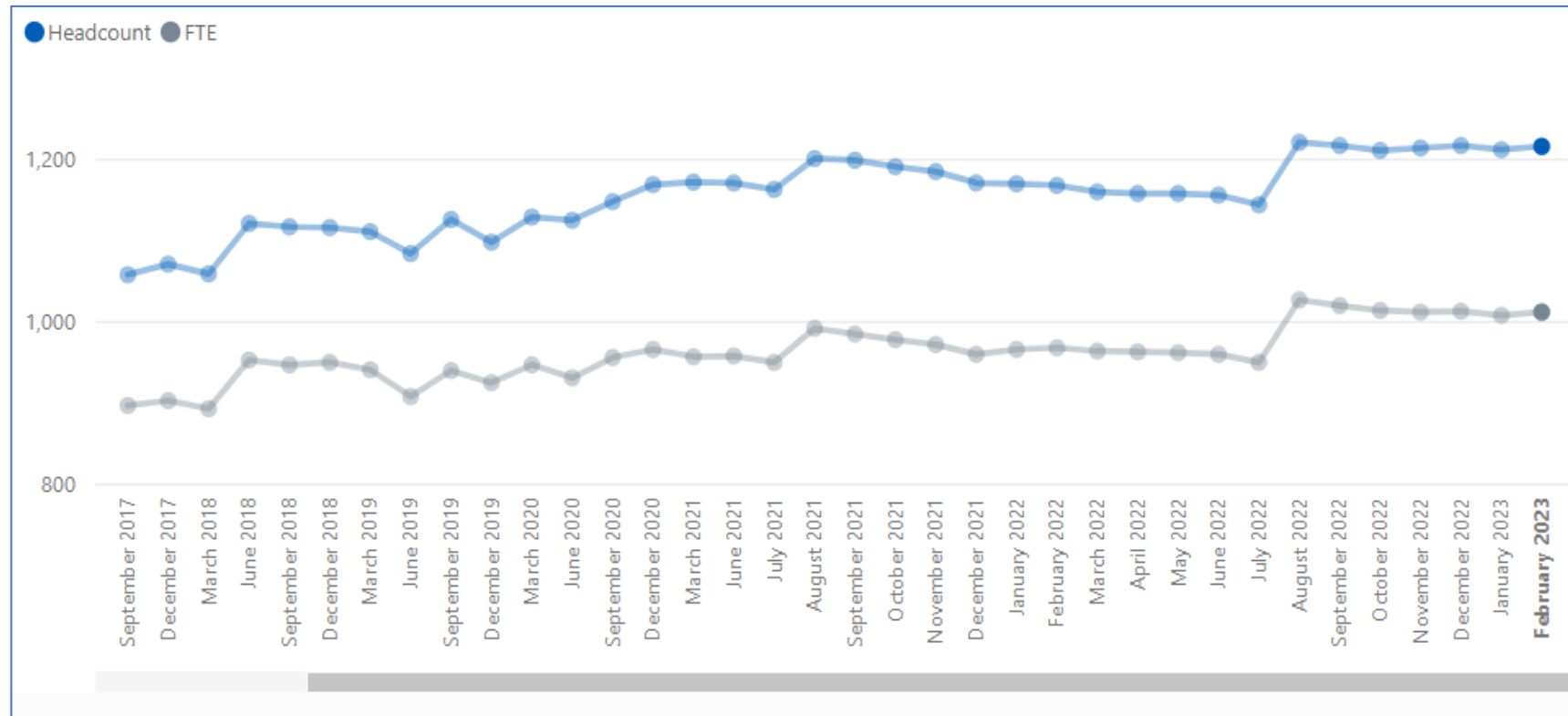
Administration

| | | | | | | | |
|---|---|---|--|---|--|---|---|
| Apprentices: HC = 18 FTE = 16 | Estates & Ancillary: HC = 24 FTE = 10 | Management Partners: HC = 9 FTE = 9 | Managers: HC = 321 FTE = 286 | Medical Secretaries: HC = 314 FTE = 216 | Other Admin/Non-clinical: HC = 689 FTE = 466 | Receptionists: HC = 1780 FTE = 1135 | Telephonists: HC = 11 FTE = 7 |
|---|---|---|--|---|--|---|---|

Essex Demographics – Headcount and FTE



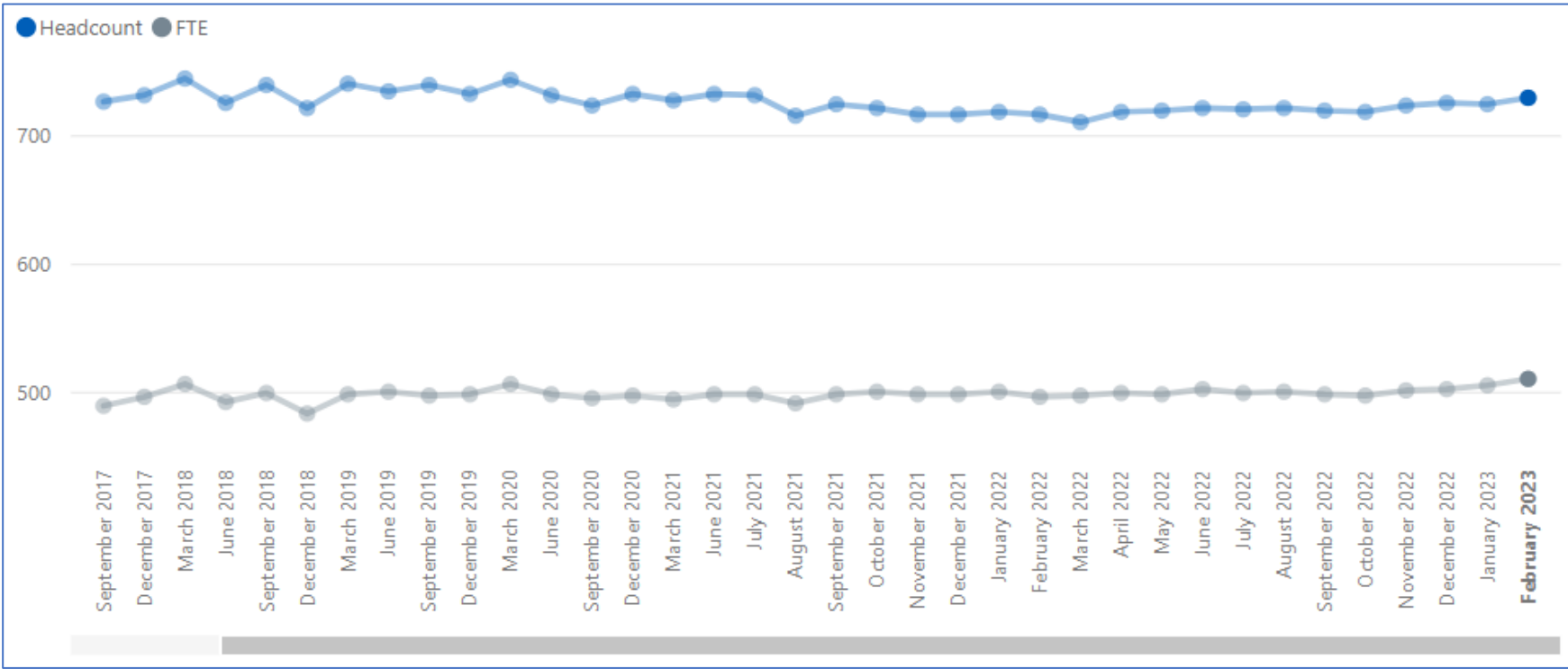
Essex GP Trends – Headcount and FTE



Head Count
1,215

FTE
1,011

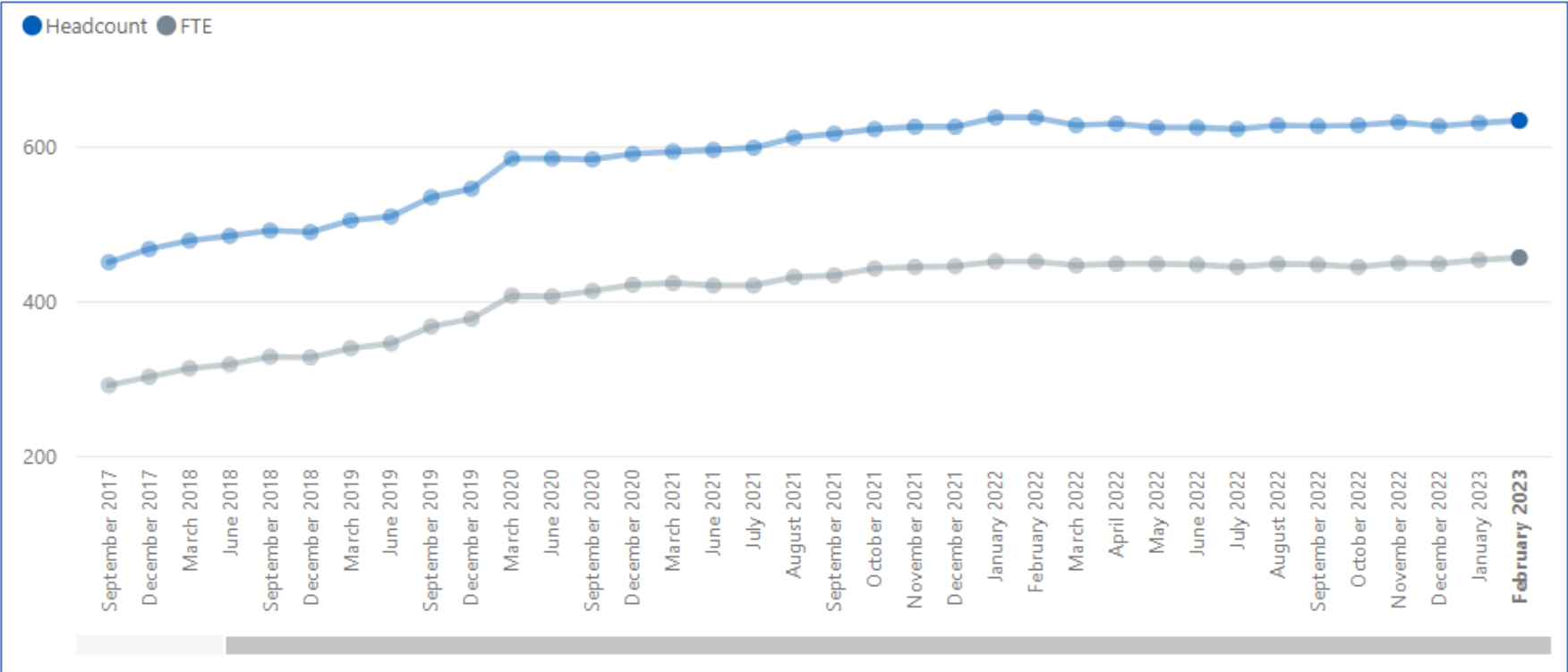
Nurses Trends – Headcount and FTE



Head Count
729

FTE
510

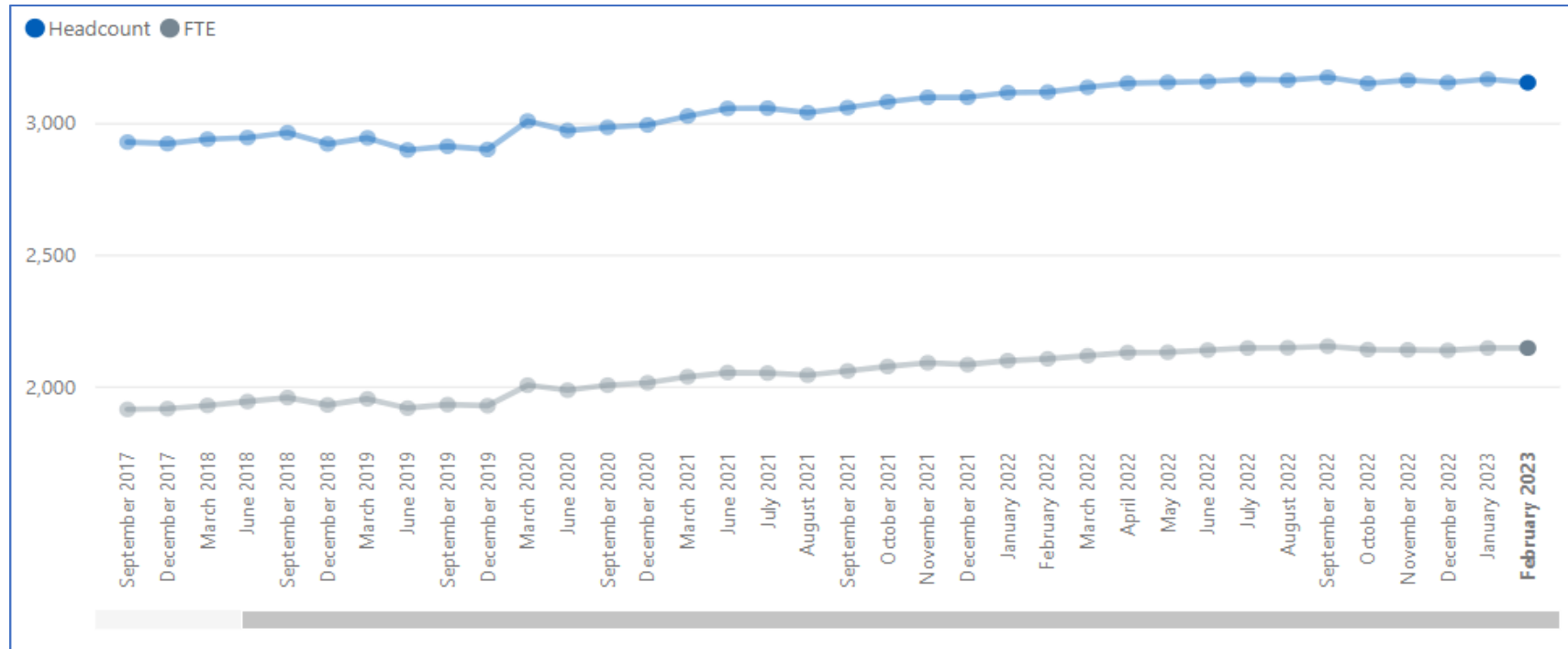
Direct Patient Care Trends – Headcount and FTE



Head Count
633

FTE
456

Administration/Non-Clinical Trends – Headcount and FTE



Head Count
3,153

FTE
2,145

North East Essex GP Practices Workforce Information

February 2023

North East Essex Workforce Roles in Primary Care – Headcount and FTE



Doctors

| | | | | |
|---|---|--|---|--|
| GP Partners: HC = 95 FTE = 90 | GP Regular Locums: HC = 3 FTE = 1 | GP Retainers: HC = 3 FTE = 1 | GPs in Training Grades: HC = 34 FTE = 32 | Salaried GPs: HC = 75 FTE = 52 |
|---|---|--|---|--|

Key
 HC = Head Count
 FTE = Full-Time Equivalent



Nurses

| | | | | | | | |
|--|---|--|---|--|--|--|--|
| Advanced Nurse Practitioners: HC = 66 FTE = 52 | Extended Role Practice Nurses: HC = 6 FTE = 3 | Nurse Dispensers: HC = 0 FTE = 0 | Nurse Specialists: HC = 7 FTE = 5 | Nursing Partners: HC = 0 FTE = 0 | Other Nurses: HC = 4 FTE = 3 | Practice Nurses: HC = 101 FTE = 77 | Trainee Nurses: HC = 3 FTE = 3 |
|--|---|--|---|--|--|--|--|



Direct Patient Care

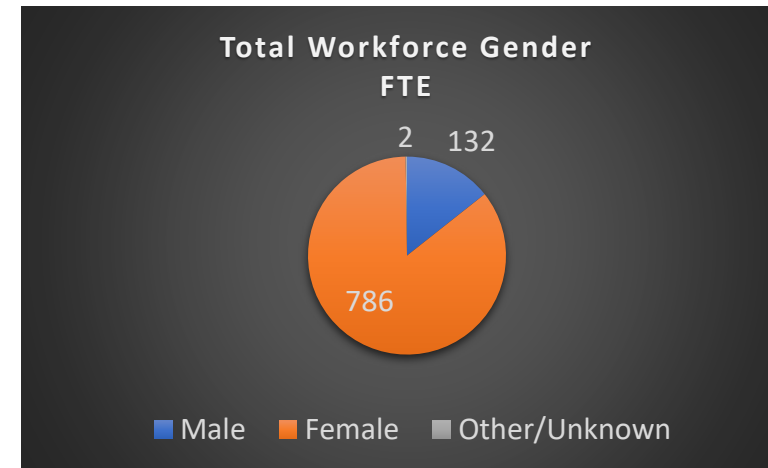
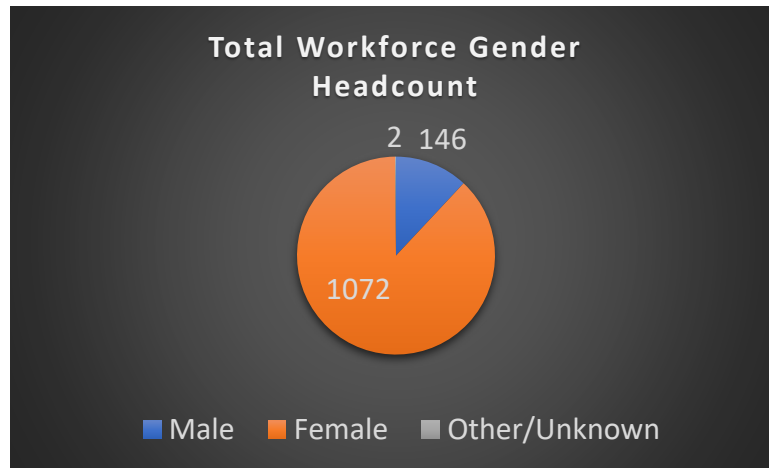
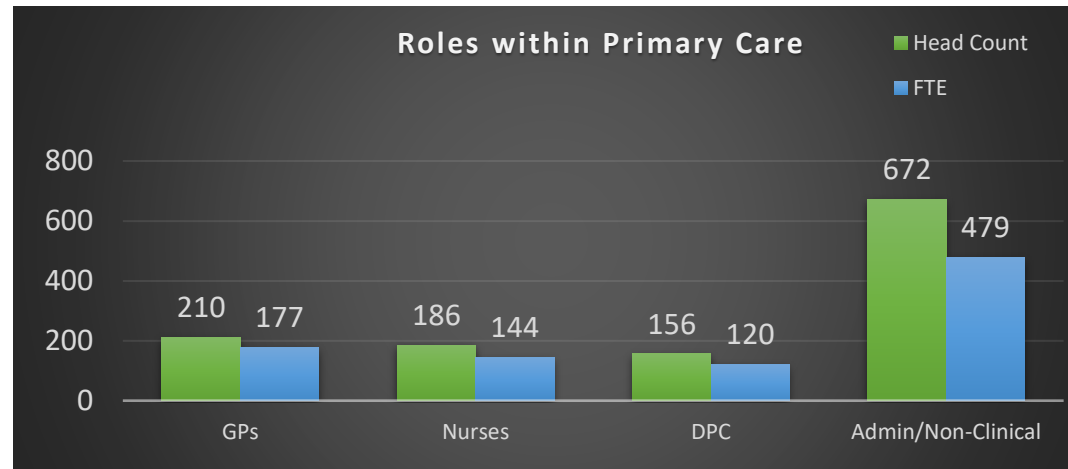
| | | | | | | |
|--|---|--|--|--|--|--|
| Advanced Paramedic Practitioners: HC = 3 FTE = 3 | Advanced Pharmacist Practitioners: HC = 0 FTE = 0 | Advanced Physiotherapist Practitioners: HC = 1 FTE = 0 | Apprentices: HC = 0 FTE = 0 | Dispensers: HC = 17 FTE = 12 | Health Support Workers: HC = 2 FTE = 2 | Health Care Assistants: HC = 77 FTE = 59 |
| IAPT Staff: HC = 1 FTE = 1 | Nursing Associates: HC = 5 FTE = 4 | Other Direct Patient Care: HC = 4 FTE = 3 | Paramedics: HC = 17 FTE = 16 | Pharmacists: HC = 10 FTE = 8 | Pharmacy Technicians: HC = 3 FTE = 2 | Phlebotomists: HC = 14 FTE = 9 |
| Physician Associates: HC = 2 FTE = 2 | Physiotherapists: HC = 0 FTE = 0 | Social Prescribing Link Workers: HC = 0 FTE = 0 | Therapists: HC = 0 FTE = 0 | | | |



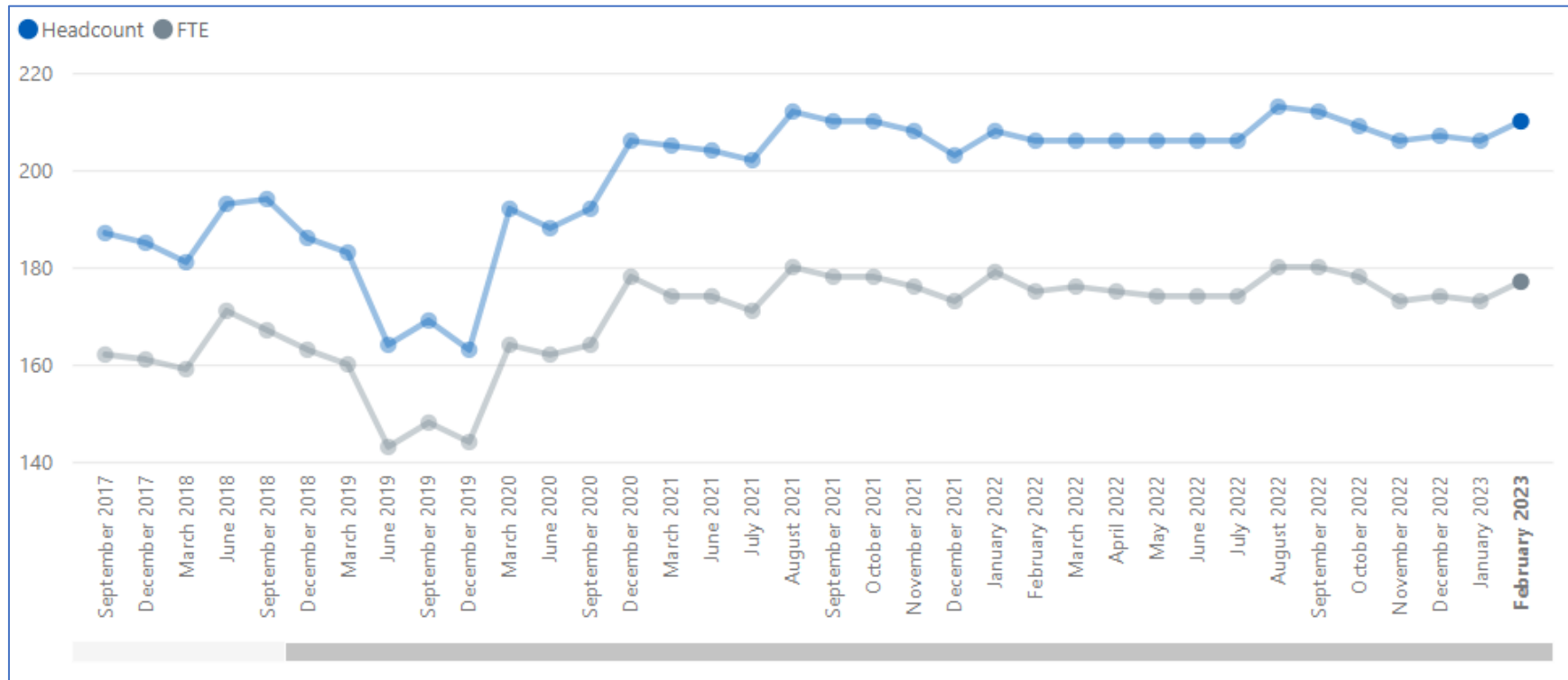
Administration

| | | | | | | | |
|---|---|---|--|---|--|---|--|
| Apprentices: HC = 7 FTE = 7 | Estates & Ancillary: HC = 5 FTE = 2 | Management Partners: HC = 1 FTE = 1 | Managers: HC = 75 FTE = 68 | Medical Secretaries: HC = 64 FTE = 46 | Other Admin/Non-clinical: HC = 179 FTE = 118 | Receptionists: HC = 339 FTE = 233 | Telephonists: HC = 6 FTE = 4 |
|---|---|---|--|---|--|---|--|

North East Essex Demographics – Headcount and FTE



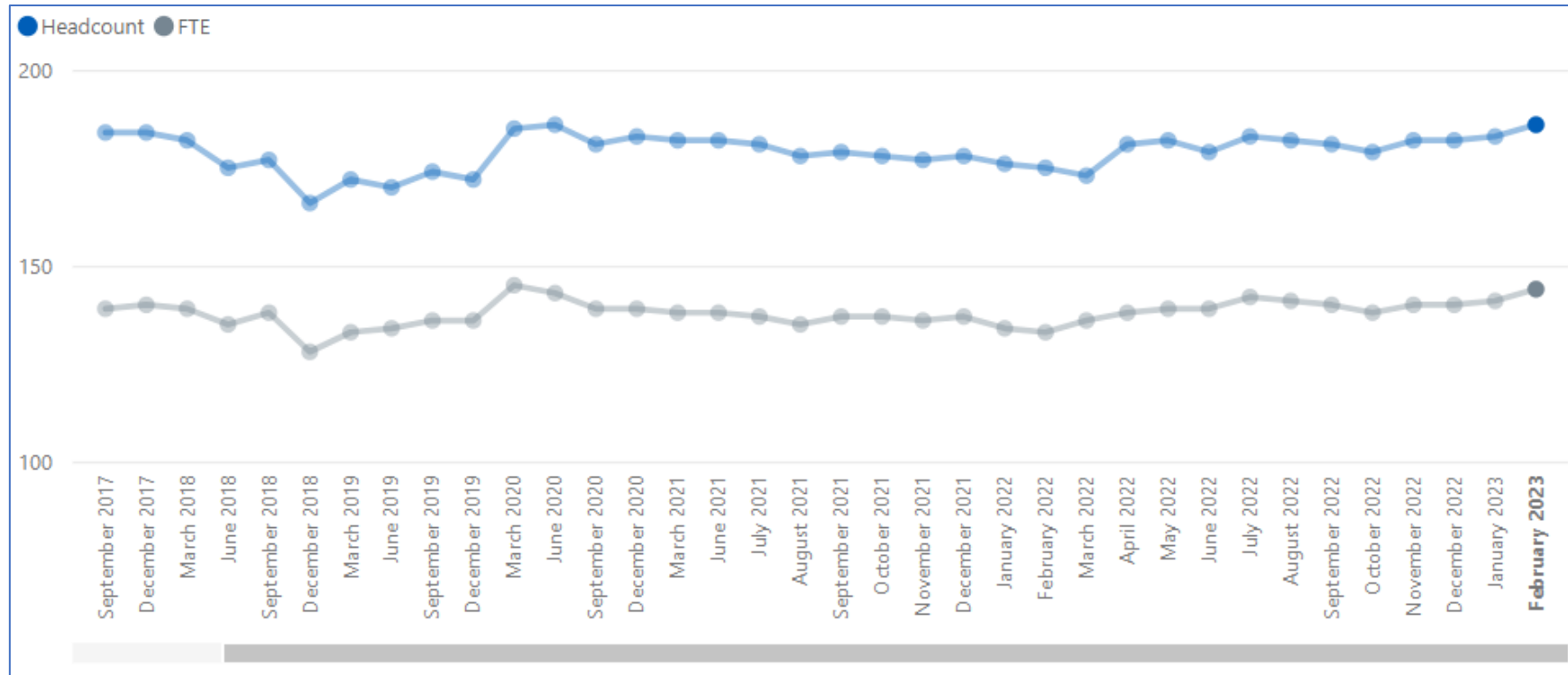
North East Essex GP Trends – Headcount and FTE



Head Count
210

FTE
177

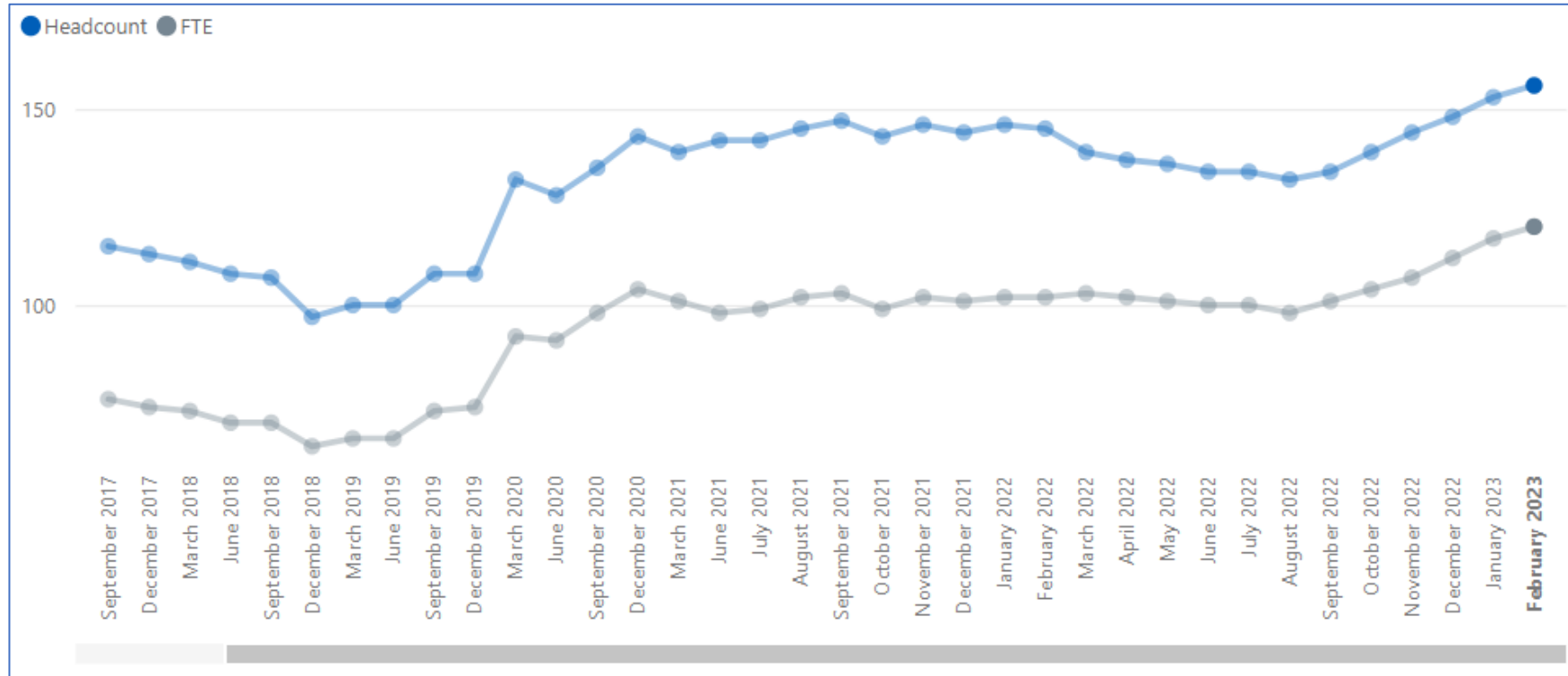
North East Essex Nurses Trends – Headcount and FTE



Head Count
186

FTE
144

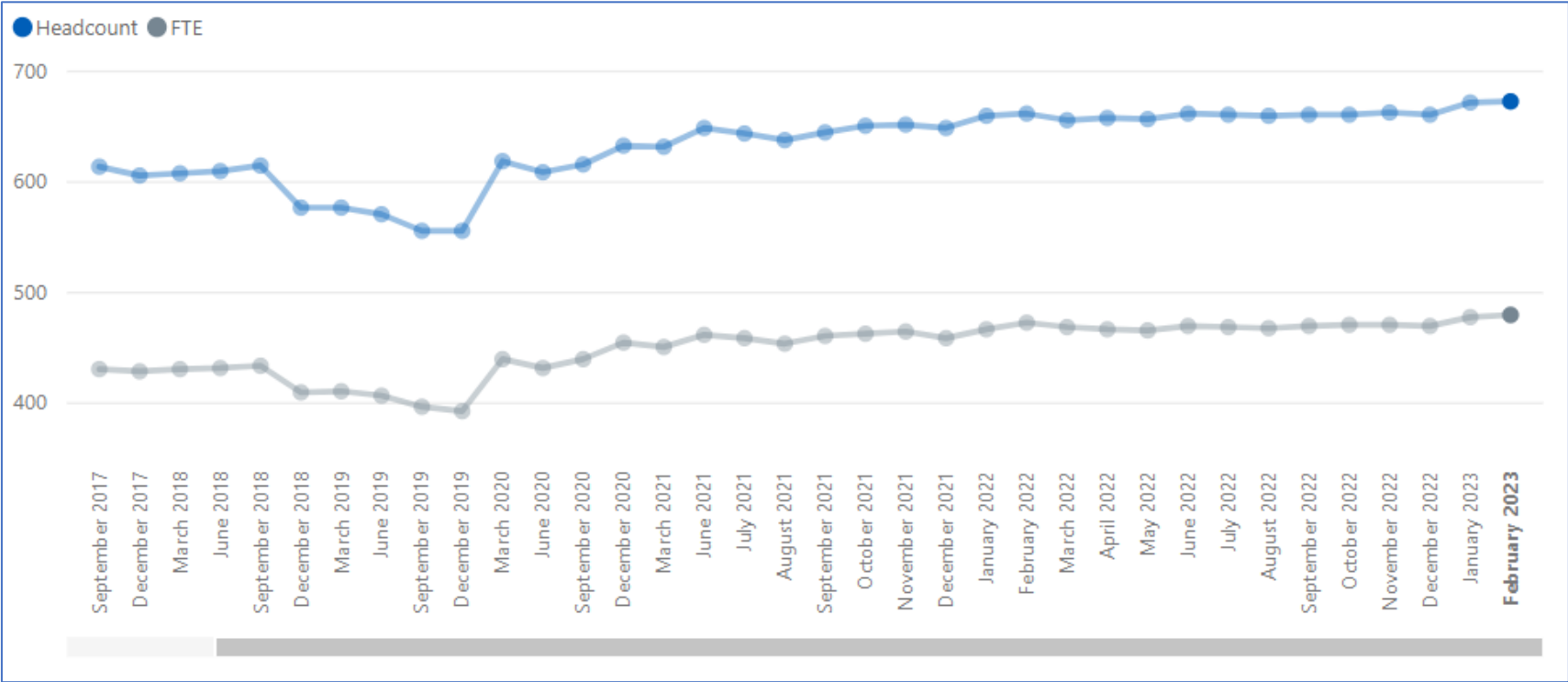
North East Essex Direct Patient Care Trends – Headcount and FTE



Head Count
156

FTE
120

North East Essex Administration/Non-Clinical Trends – Headcount and FTE



Head Count
672

FTE
479

West Essex GP Practices Workforce Information

February 2023

West Essex Workforce Roles in Primary Care – Headcount and FTE



Doctors

| | | | | |
|---|--|--|---|--|
| GP Partners: HC = 90 FTE = 79 | GP Regular Locums: HC = 15 FTE = 7 | GP Retainers: HC = 3 FTE = 1 | GPs in Training Grades: HC = 68 FTE = 64 | Salaried GPs: HC = 80 FTE = 46 |
|---|--|--|---|--|

Key
 HC = Head Count
 FTE = Full-Time Equivalent



Nurses

| | | | | | | | |
|--|---|--|---|--|--|---|--|
| Advanced Nurse Practitioners: HC = 25 FTE = 19 | Extended Role Practice Nurses: HC = 0 FTE = 0 | Nurse Dispensers: HC = 0 FTE = 0 | Nurse Specialists: HC = 1 FTE = 0 | Nursing Partners: HC = 1 FTE = 1 | Other Nurses: HC = 0 FTE = 0 | Practice Nurses: HC = 72 FTE = 52 | Trainee Nurses: HC = 1 FTE = 1 |
|--|---|--|---|--|--|---|--|



Direct Patient Care

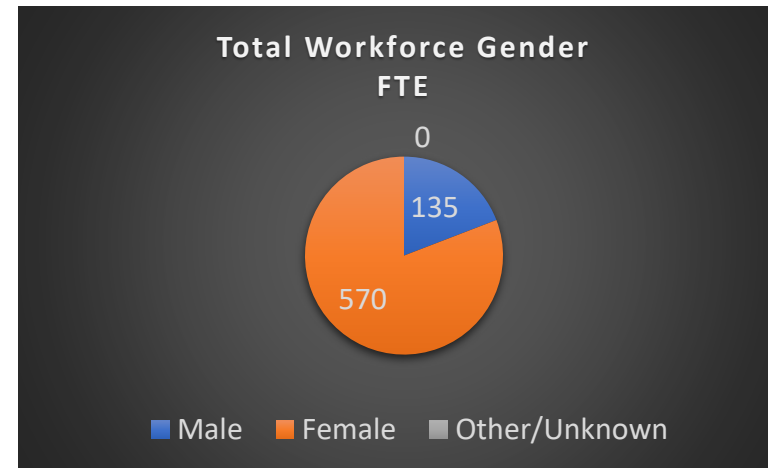
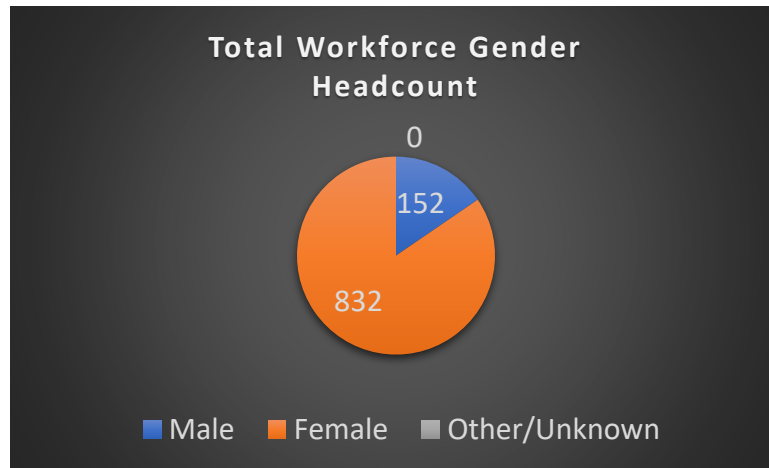
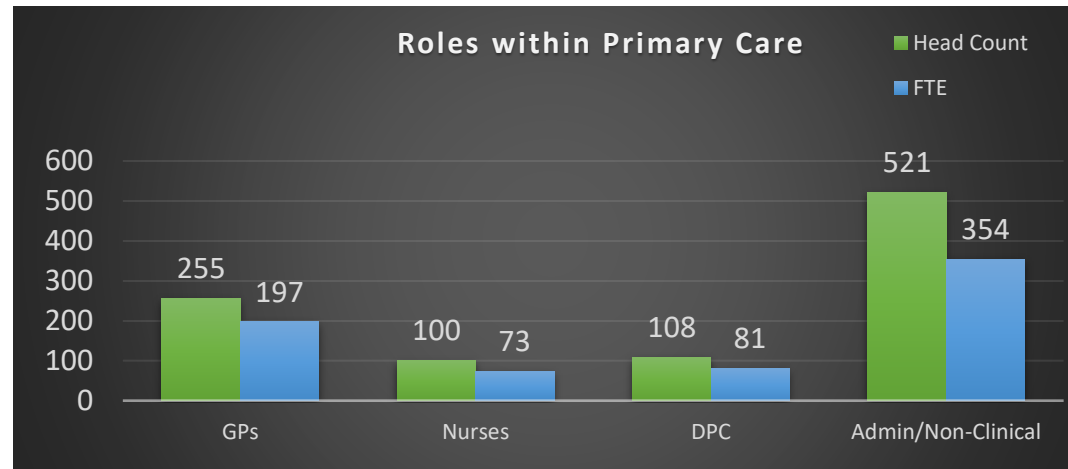
| | | | | | | |
|--|---|--|---|--|--|--|
| Advanced Paramedic Practitioners: HC = 1 FTE = 1 | Advanced Pharmacist Practitioners: HC = 1 FTE = 1 | Advanced Physiotherapist Practitioners: HC = 0 FTE = 0 | Apprentices: HC = 0 FTE = 0 | Dispensers: HC = 32 FTE = 24 | Health Support Workers: HC = 3 FTE = 3 | Health Care Assistants: HC = 55 FTE = 38 |
| Nursing Associates: HC = 0 FTE = 0 | Other Direct Patient Care: HC = 1 FTE = 1 | Paramedics: HC = 4 FTE = 4 | Pharmacists: HC = 7 FTE = 4 | Pharmacy Technicians: HC = 0 FTE = 0 | Phlebotomists: HC = 1 FTE = 1 | Physician Associates: HC = 2 FTE = 3 |
| Physiotherapists: HC = 0 FTE = 0 | Social Prescribing Link Workers: HC = 1 FTE = 1 | Therapists: HC = 0 FTE = 0 | | | | |



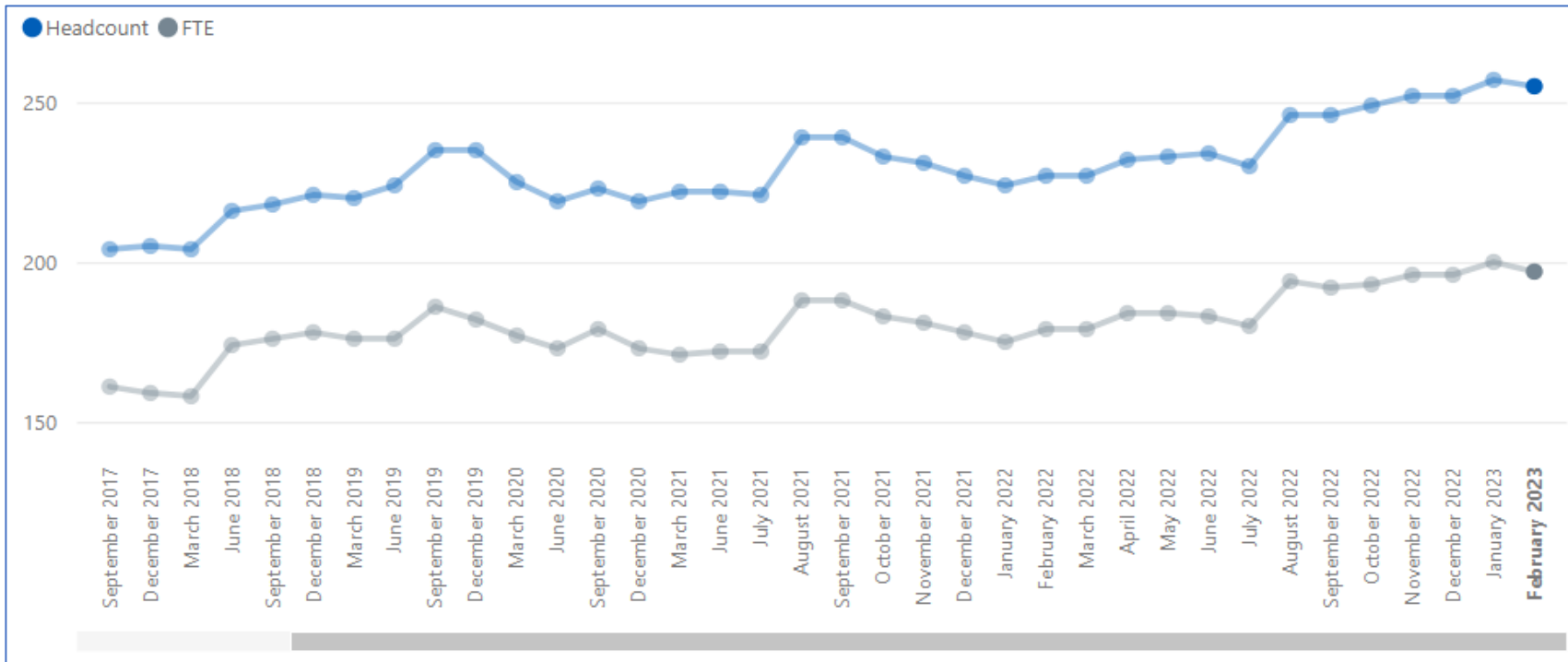
Administration

| | | | | | | | |
|---|---|---|--|---|---|---|--|
| Apprentices: HC = 0 FTE = 0 | Estates & Ancillary: HC = 2 FTE = 1 | Management Partners: HC = 1 FTE = 1 | Managers: HC = 54 FTE = 46 | Medical Secretaries: HC = 52 FTE = 36 | Other Admin/Non-clinical: HC = 121 FTE = 86 | Receptionists: HC = 291 FTE = 184 | Telephonists: HC = 1 FTE = 1 |
|---|---|---|--|---|---|---|--|

West Essex Demographics – Headcount and FTE



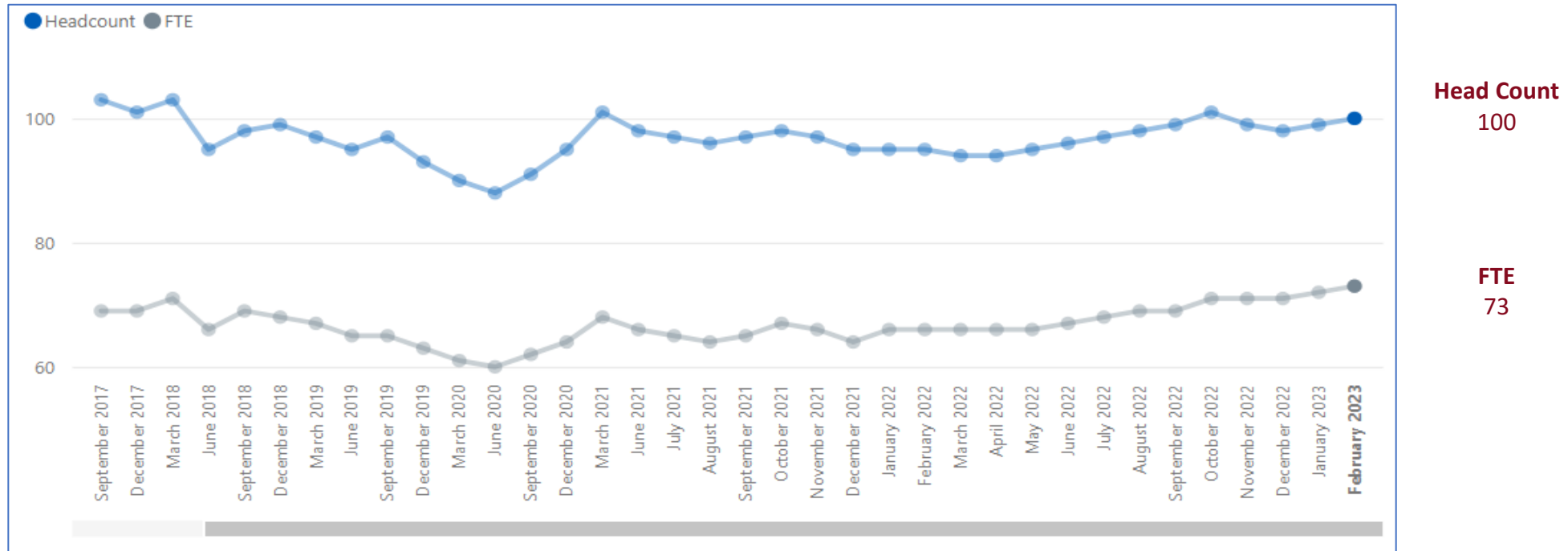
West Essex GP Trends – Headcount and FTE



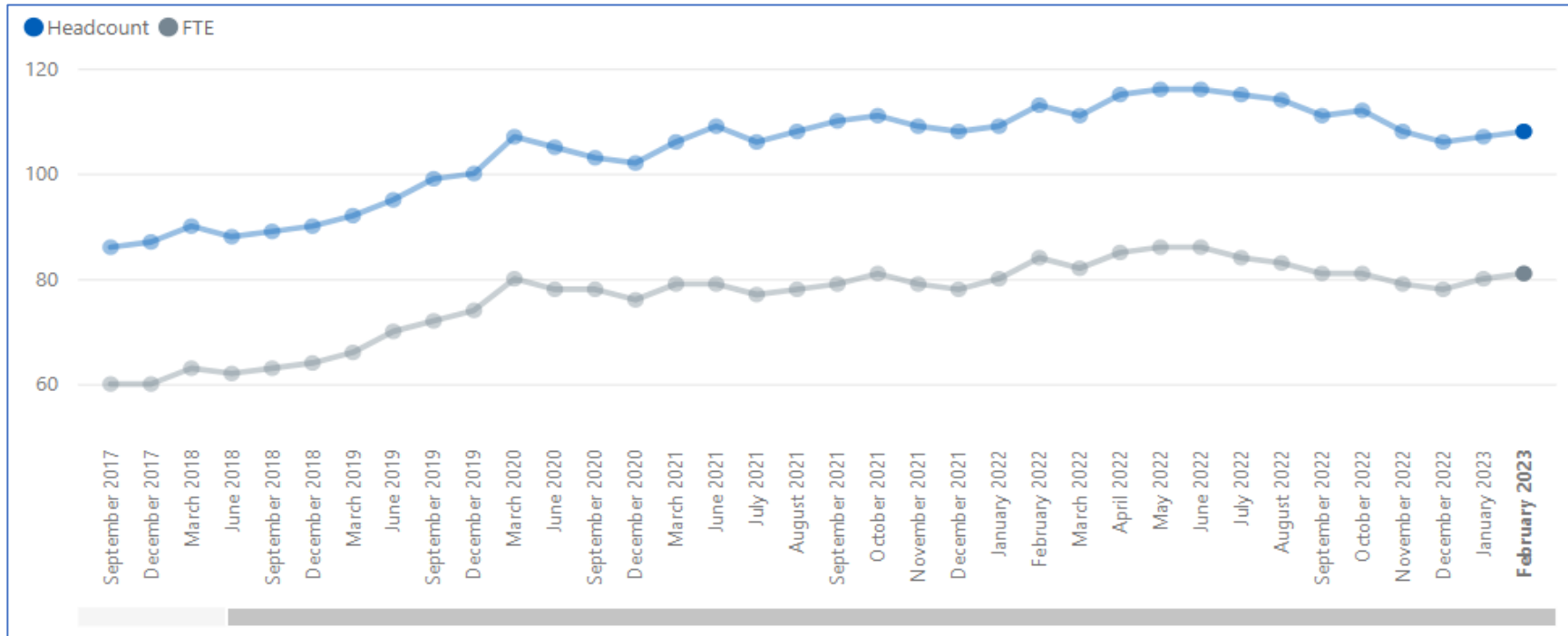
Head Count
255

FTE
197

West Essex Nurses Trends – Headcount and FTE



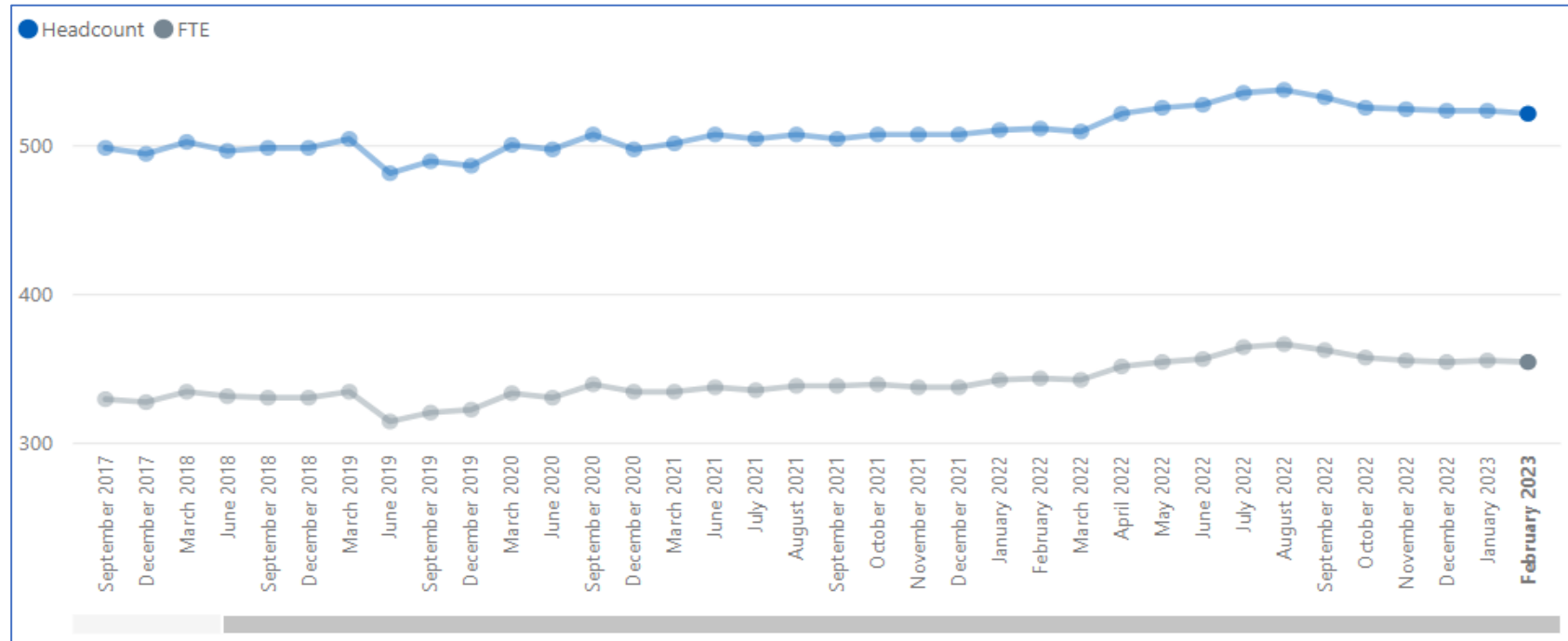
West Essex Direct Patient Care Trends – Headcount and FTE



Head Count
108

FTE
81

West Essex Administration/Non-Clinical Trends – Headcount and FTE



Head Count
521

FTE
354

Mid Essex GP Practices Workforce Information

February 2023

Mid Essex Workforce Roles in Primary Care – Headcount and FTE



| | | | | |
|---|---|--|---|---|
| GP Partners: HC = 113 FTE = 113 | GP Regular Locums: HC = 6 FTE = 4 | GP Retainers: HC = 1 FTE = 0 | GPs in Training Grades: HC = 56 FTE = 55 | Salaried GPs: HC = 89 FTE = 54 |
|---|---|--|---|---|

Key
 HC = Head Count
 FTE = Full-Time Equivalent



| | | | | | | | |
|---|--|---|--|---|---|---|---|
| Advanced Nurse Practitioners: HC = 42 FTE = 32 | Extended Role Practice Nurses: HC = 2 FTE = 2 | Nurse Dispensers: HC = 1 FTE = 1 | Nurse Specialists: HC = 1 FTE = 1 | Nursing Partners: HC = 0 FTE = 0 | Other Nurses: HC = 2 FTE = 1 | Practice Nurses: HC = 116 FTE = 74 | Trainee Nurses: HC = 0 FTE = 0 |
|---|--|---|--|---|---|---|---|

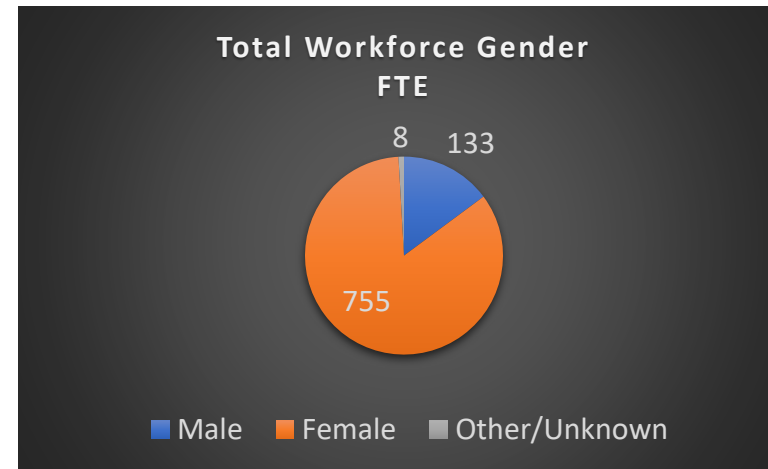
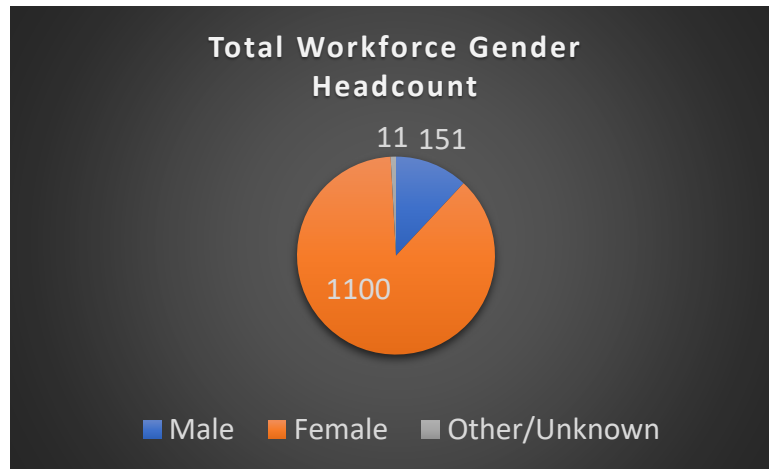
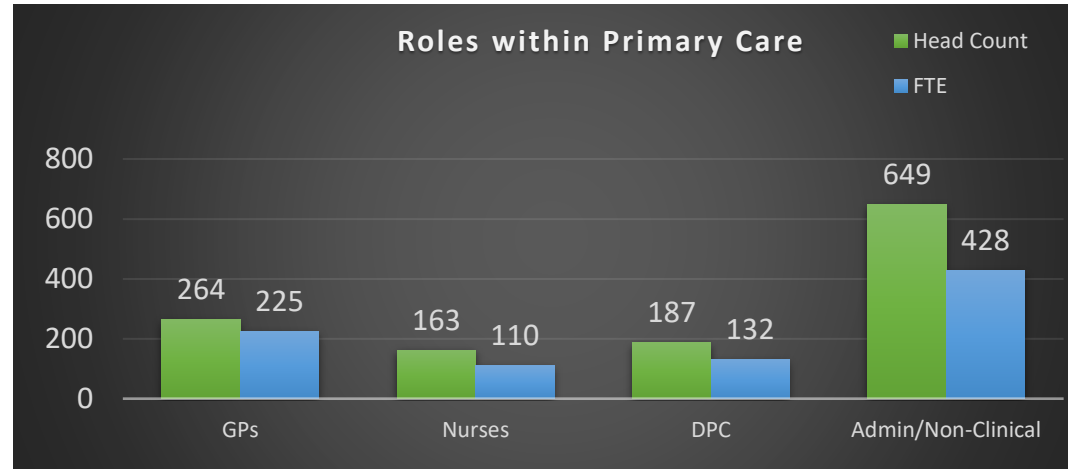


| | | | | | | |
|---|--|---|---|---|---|---|
| Advanced Paramedic Practitioners: HC = 4 FTE = 4 | Advanced Pharmacist Practitioners: HC = 6 FTE = 5 | Advanced Physiotherapist Practitioners: HC = 1 FTE = 1 | Apprentices: HC = 0 FTE = 0 | Dispensers: HC = 76 FTE = 54 | Health Support Workers: HC = 0 FTE = 0 | Health Care Assistants: HC = 57 FTE = 38 |
| Nursing Associates: HC = 0 FTE = 0 | Other Direct Patient Care: HC = 5 FTE = 2 | Paramedics: HC = 12 FTE = 10 | Pharmacists: HC = 17 FTE = 12 | Pharmacy Technicians: HC = 2 FTE = 1 | Phlebotomists: HC = 2 FTE = 1 | Physician Associates: HC = 2 FTE = 2 |
| Physiotherapists: HC = 1 FTE = 1 | Social Prescribing Link Workers: HC = 1 FTE = 0 | Therapists: HC = 0 FTE = 0 | Trainee Nursing Associates: HC = 1 FTE = 1 | | | |

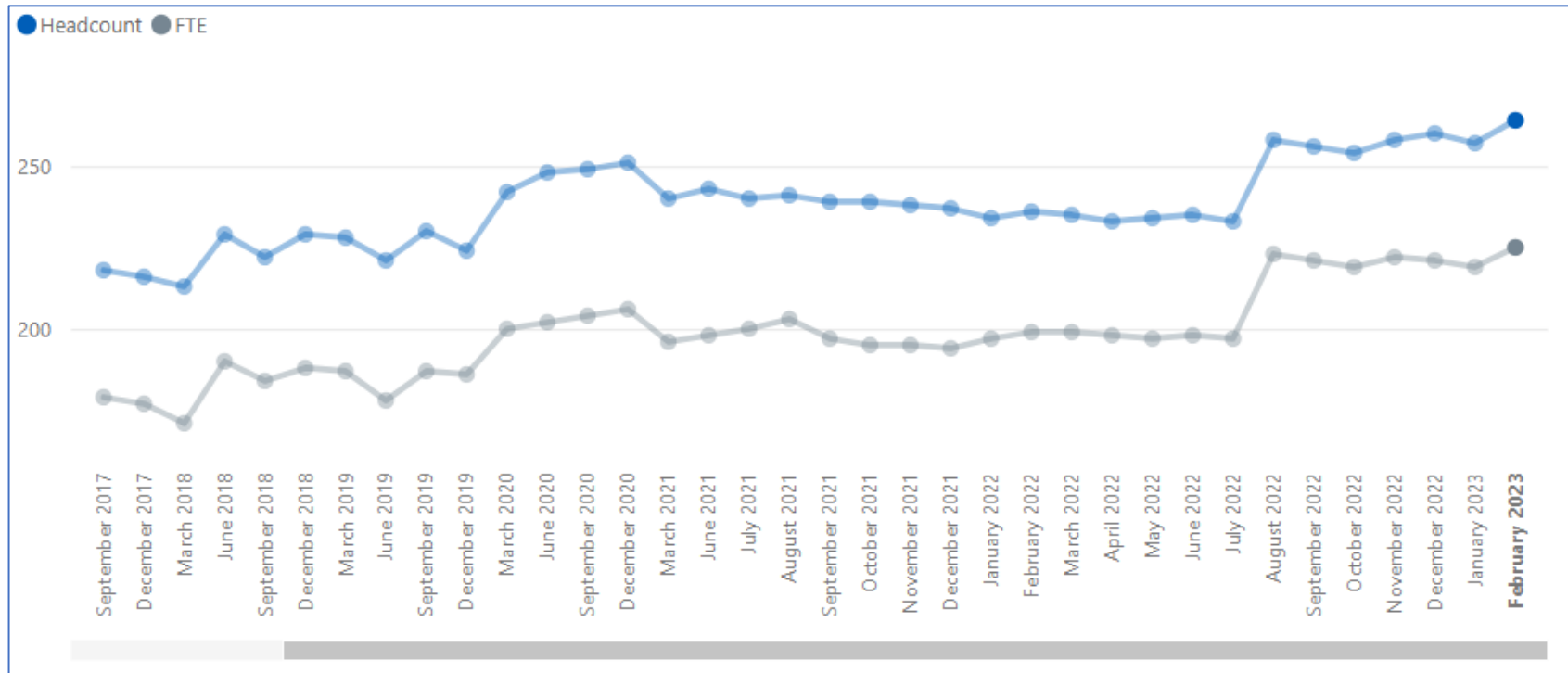


| | | | | | | | |
|---|--|--|--|--|--|---|--|
| Apprentices: HC = 2 FTE = 2 | Estates & Ancillary: HC = 7 FTE = 2 | Management Partners: HC = 2 FTE = 2 | Managers: HC = 62 FTE = 55 | Medical Secretaries: HC = 81 FTE = 51 | Other Admin/Non- clinical: HC = 186 FTE = 124 | Receptionists: HC = 311 FTE = 191 | Telephonists: HC = 1 FTE = 1 |
|---|--|--|--|--|--|---|--|

Mid Essex Demographics – Headcount and FTE



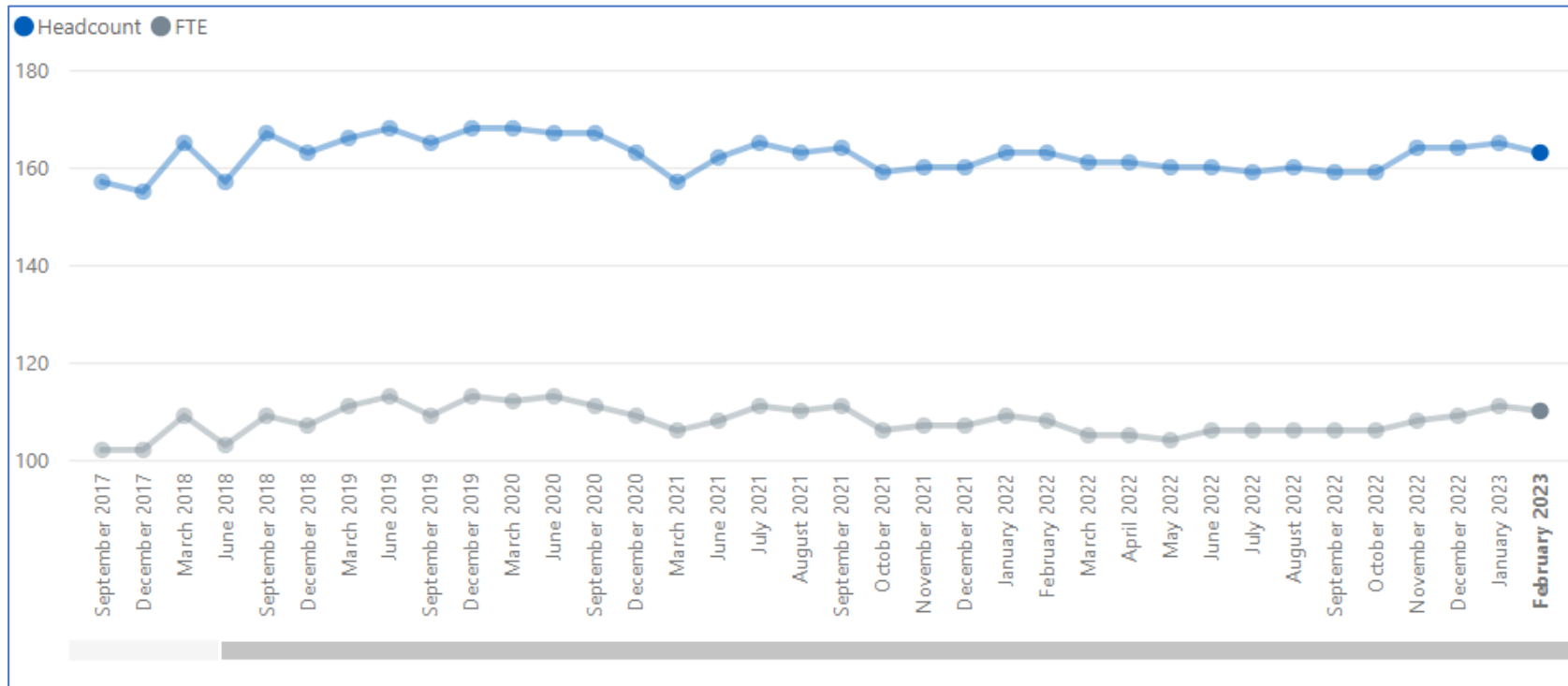
Mid Essex GP Trends – Headcount and FTE



Head Count
264

FTE
225

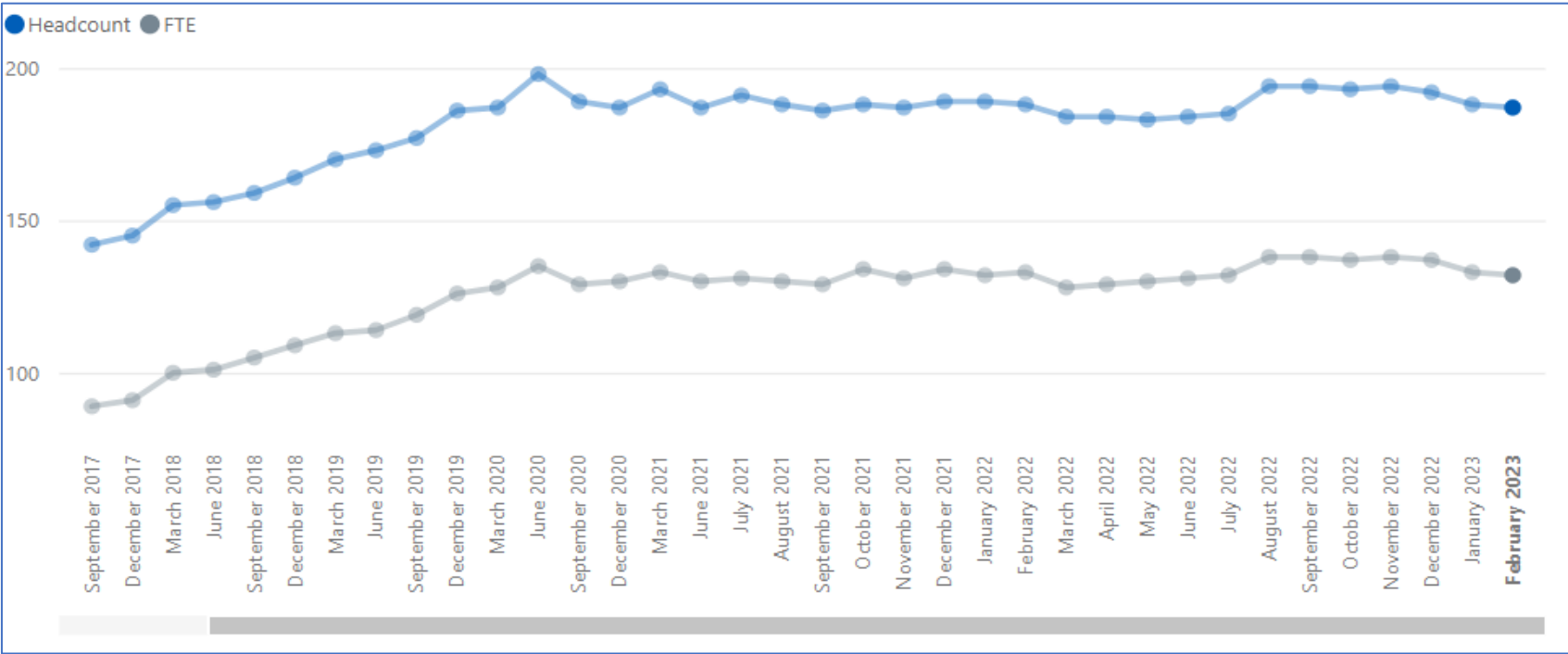
Mid Essex Nurses Trends – Headcount and FTE



Head Count
163

FTE
110

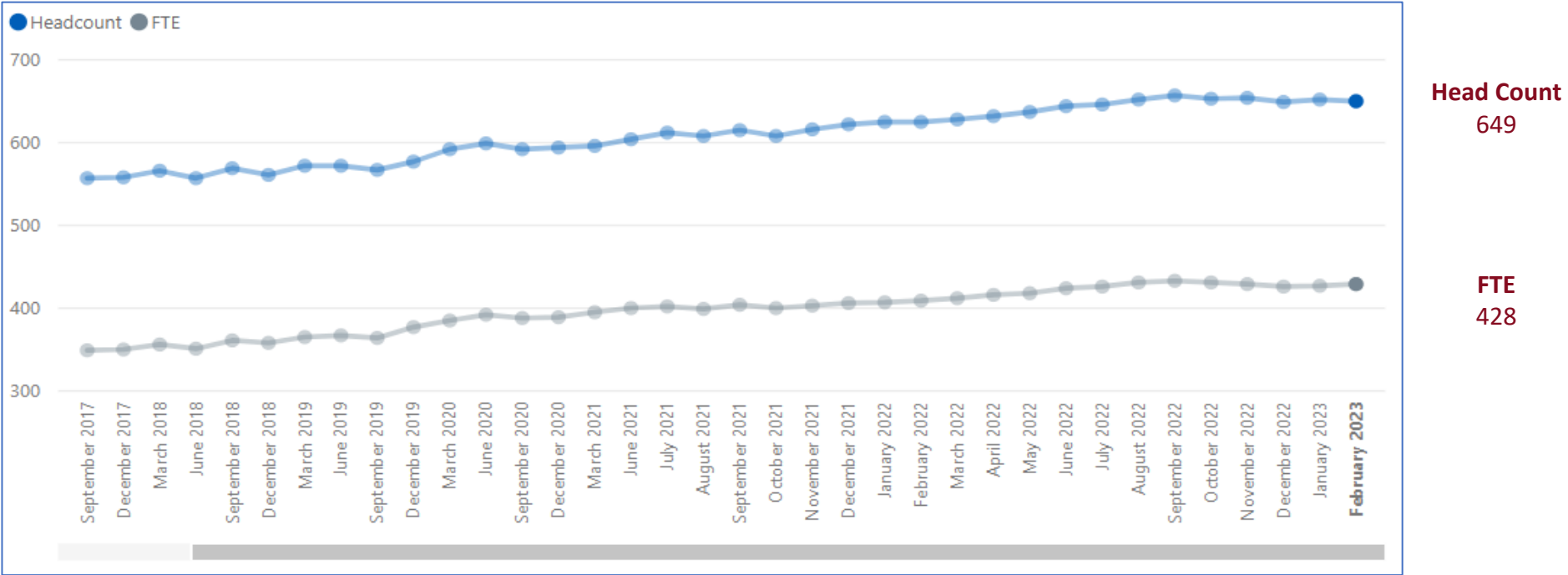
Mid Essex Direct Patient Care Trends – Headcount and FTE



Head Count
187

FTE
132

Mid Essex Administration/Non-Clinical Trends – Headcount and FTE



**Basildon & Brentwood
GP Practices
Workforce Information**

February 2023

Basildon & Brentwood Workforce Roles in Primary Care – Headcount and FTE



GP Partners:
HC = 98
FTE = 85

GP Regular Locums:
HC = 11
FTE = 5

GP Retainers:
HC = 1
FTE = 1

GPs in Training
 Grades:
HC = 21
FTE = 19

Salaried
 GPs:
HC = 31
FTE = 18

Key
 HC = Head Count
 FTE = Full-Time Equivalent



Advanced Nurse
 Practitioners:
HC = 21
FTE = 16

Extended Role
 Practice Nurses:
HC = 0
FTE = 0

Nurse
 Dispensers:
HC = 0
FTE = 0

Nurse
 Specialists:
HC = 1
FTE = 1

Nursing
 Partners:
HC = 0
FTE = 0

Other
 Nurses:
HC = 1
FTE = 0

Practice
 Nurses:
HC = 76
FTE = 45

Trainee
 Nurses:
HC = 1
FTE = 0



Advanced Paramedic
 Practitioners:
HC = 0
FTE = 0

Advanced Pharmacist
 Practitioners:
HC = 0
FTE = 0

Advanced Physiotherapist
 Practitioners:
HC = 0
FTE = 0

Apprentices:
HC = 0
FTE = 0

Dispensers:
HC = 4
FTE = 3

Health Support
 Workers:
HC = 0
FTE = 0

Health Care
 Assistants:
HC = 31
FTE = 21

Nursing
 Associates:
HC = 0
FTE = 0

Other Direct
 Patient Care:
HC = 0
FTE = 0

Paramedics:
HC = 1
FTE = 1

Pharmacists:
HC = 10
FTE = 6

Pharmacy
 Technicians:
HC = 0
FTE = 0

Phlebotomists:
HC = 1
FTE = 0

Physician
 Associates:
HC = 4
FTE = 4

Physiotherapists:
HC = 0
FTE = 0

Social Prescribing
 Link Workers:
HC = 0
FTE = 0

Therapists:
HC = 0
FTE = 0



Apprentices:
HC = 4
FTE = 4

Estates
 & Ancillary:
HC = 3
FTE = 2

Management
 Partners:
HC = 0
FTE = 0

Managers:
HC = 40
FTE = 35

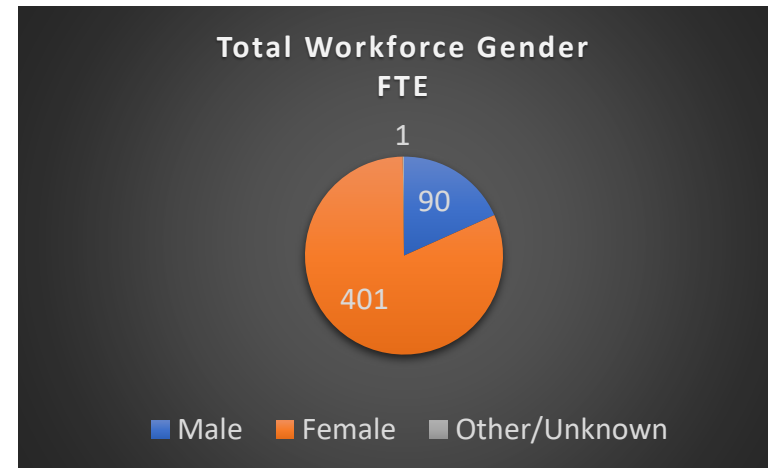
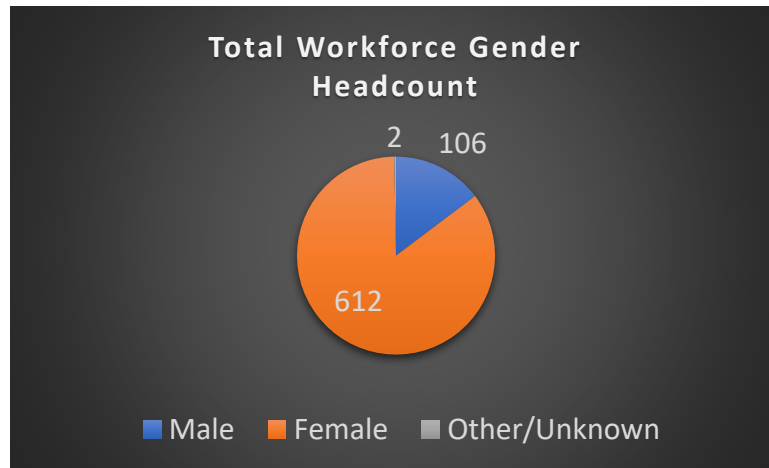
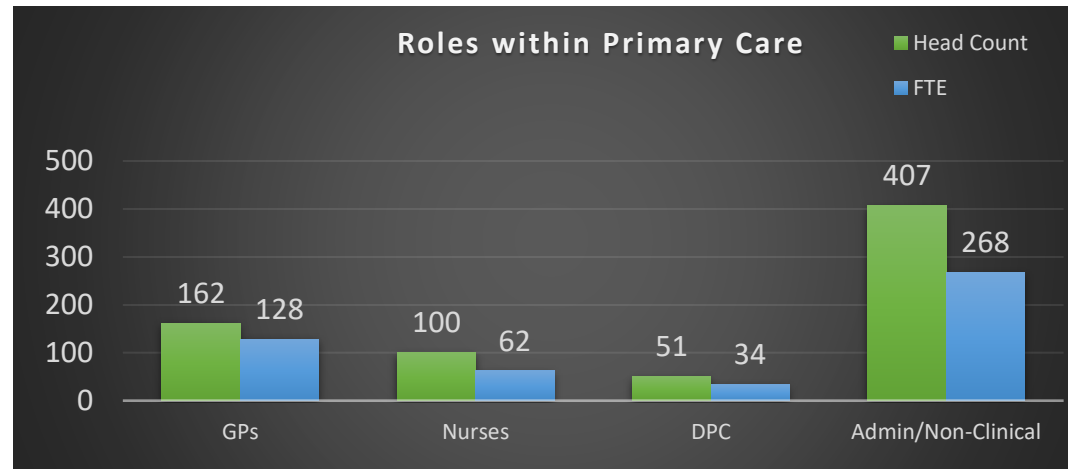
Medical
 Secretaries:
HC = 42
FTE = 30

Other Admin/Non-
 clinical:
HC = 63
FTE = 37

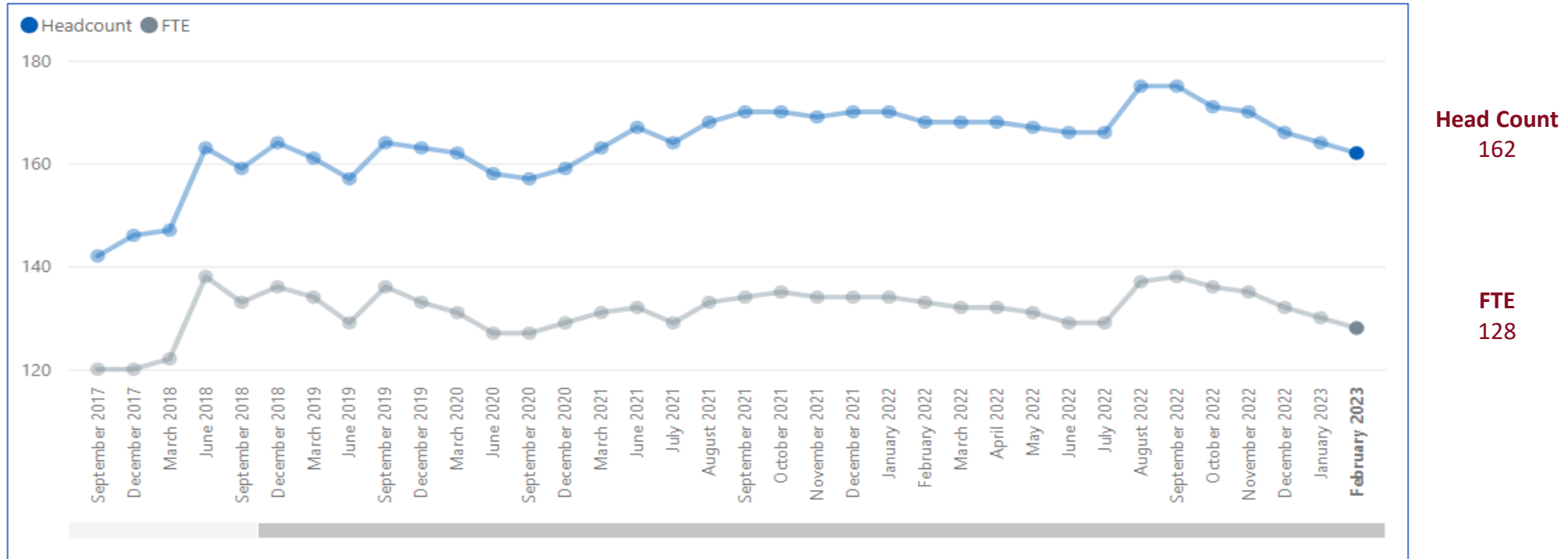
Receptionists:
HC = 255
FTE = 160

Telephonists:
HC = 1
FTE = 0

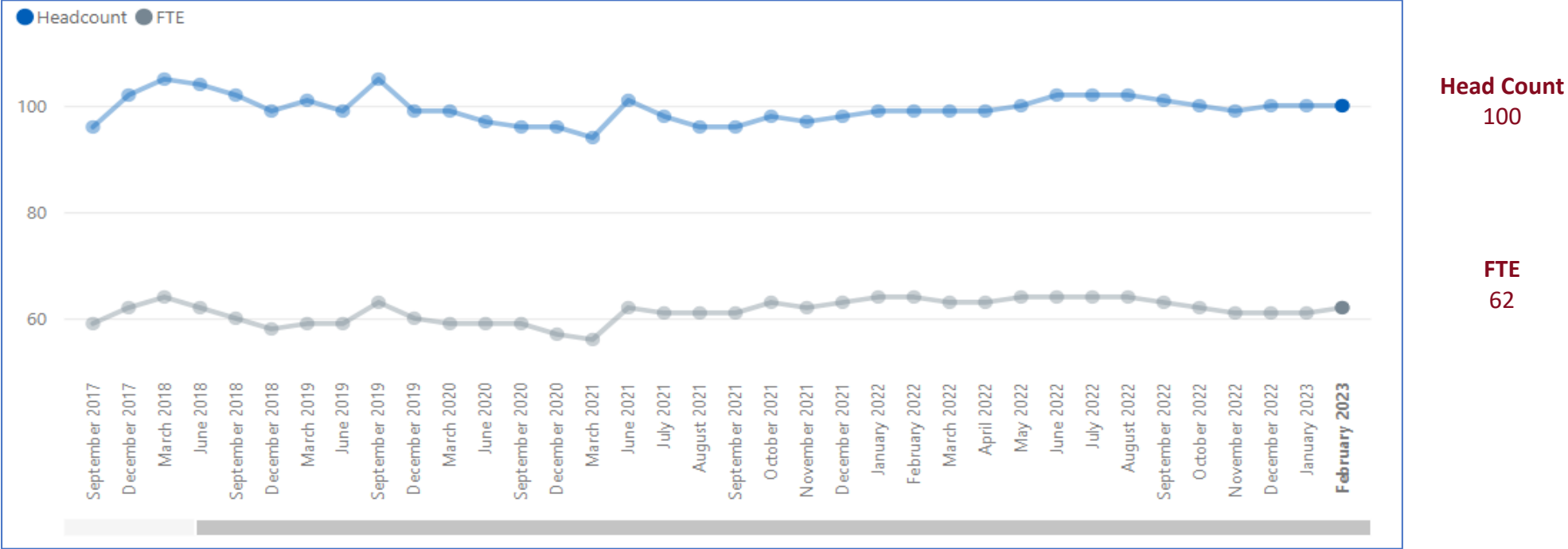
Basildon & Brentwood Demographics – Headcount and FTE



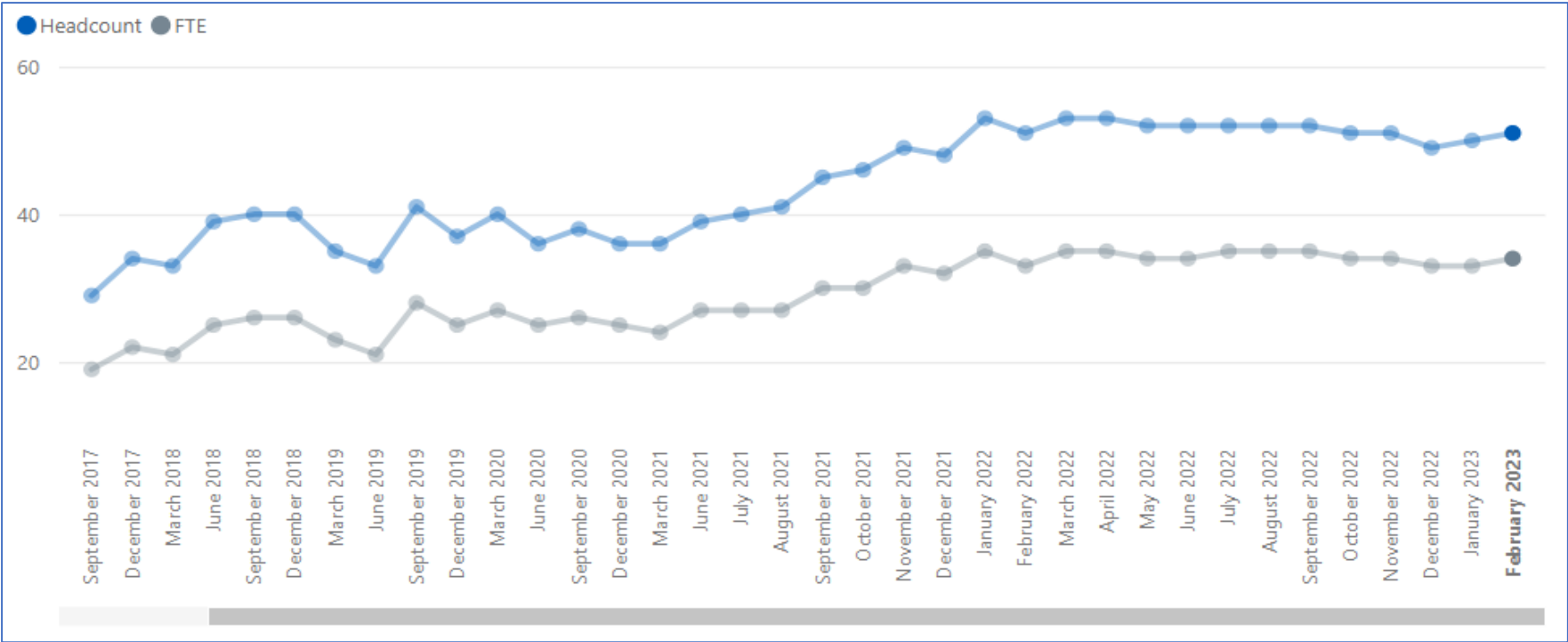
Basildon & Brentwood GP Trends – Headcount and FTE



Basildon & Brentwood Nurses Trends – Headcount and FTE



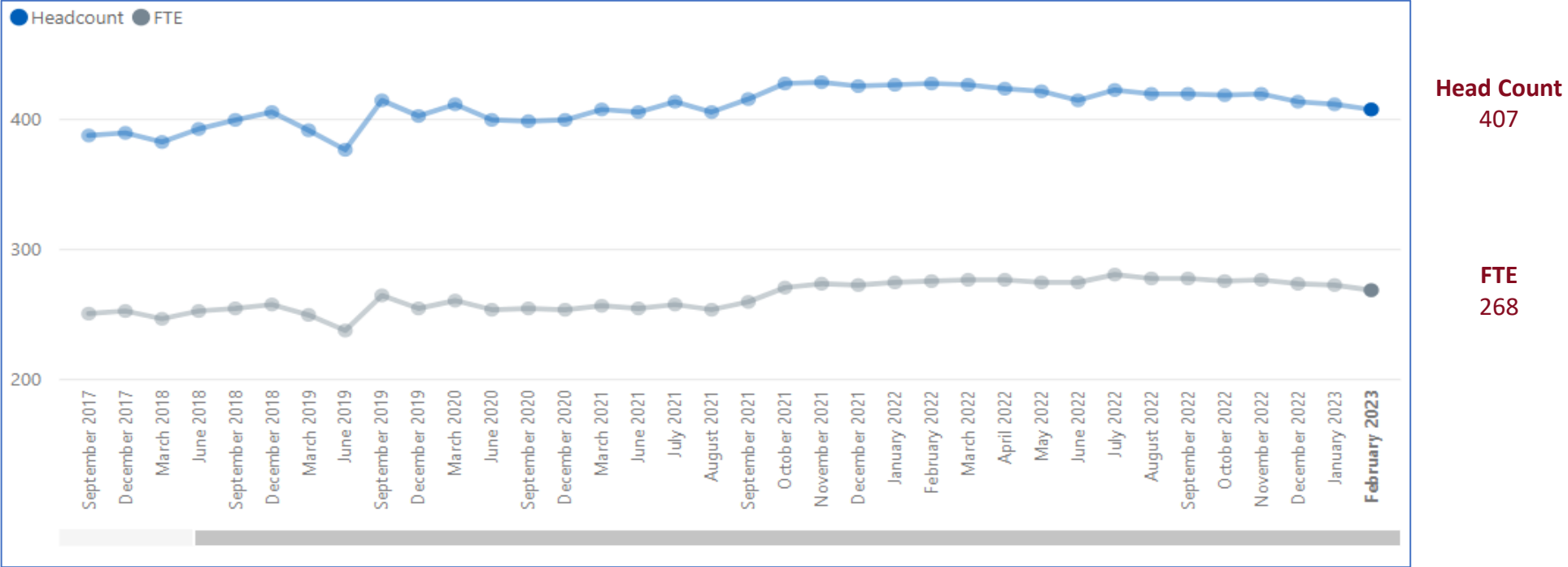
Basildon & Brentwood Direct Patient Care Trends – Headcount and FTE



Head Count
51

FTE
34

Basildon & Brentwood Essex Administration/Non-Clinical Trends – Headcount and FTE



Thurrock GP Practices Workforce Information

February 2023

Thurrock Workforce Roles in Primary Care – Headcount and FTE



GP Partners:
HC = 41
FTE = 39

GP Regular Locums:
HC = 18
FTE = 11

GP Retainers:
HC = 0
FTE = 0

GPs in Training
 Grades:
HC = 11
FTE = 11

Salaried
 GPs:
HC = 24
FTE = 18

Key
 HC = Head Count
 FTE = Full-Time Equivalent



Advanced Nurse
 Practitioners:
HC = 15
FTE = 10

Extended Role
 Practice Nurses:
HC = 1
FTE = 1

Nurse
 Dispensers:
HC = 0
FTE = 0

Nurse
 Specialists:
HC = 0
FTE = 0

Nursing
 Partners:
HC = 0
FTE = 0

Other
 Nurses:
HC = 0
FTE = 0

Practice
 Nurses:
HC = 44
FTE = 29

Trainee
 Nurses:
HC = 0
FTE = 0



Advanced Paramedic
 Practitioners:
HC = 1
FTE = 0

Advanced Pharmacist
 Practitioners:
HC = 2
FTE = 1

Advanced Physiotherapist
 Practitioners:
HC = 0
FTE = 0

Apprentices:
HC = 1
FTE = 1

Dispensers:
HC = 8
FTE = 6

Health Support
 Workers:
HC = 0
FTE = 0

Health Care
 Assistants:
HC = 20
FTE = 12

Nursing
 Associates:
HC = 2
FTE = 1

Other Direct
 Patient Care:
HC = 2
FTE = 1

Paramedics:
HC = 2
FTE = 2

Pharmacists:
HC = 8
FTE = 5

Pharmacy
 Technicians:
HC = 0
FTE = 0

Phlebotomists:
HC = 1
FTE = 1

Physician
 Associates:
HC = 7
FTE = 6

Physiotherapists:
HC = 0
FTE = 0

Social Prescribing
 Link Workers:
HC = 0
FTE = 0

Therapists:
HC = 1
FTE = 0



Apprentices:
HC = 2
FTE = 2

Estates
 & Ancillary:
HC = 2
FTE = 1

Management
 Partners:
HC = 4
FTE = 4

Managers:
HC = 30
FTE = 28

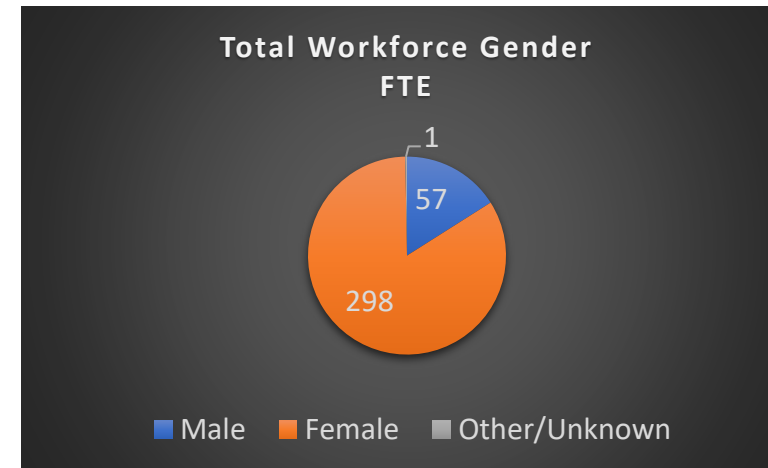
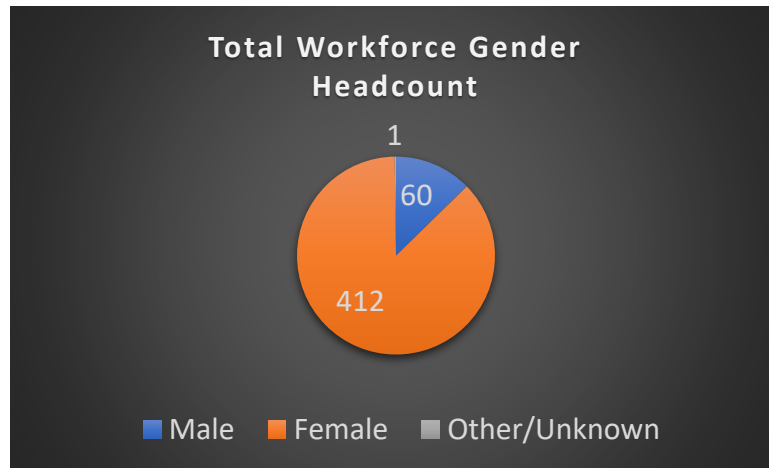
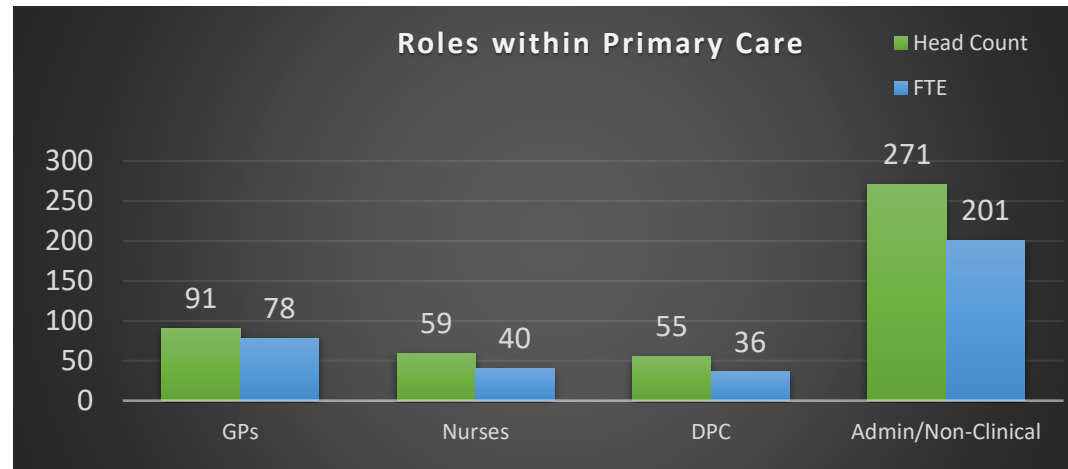
Medical
 Secretaries:
HC = 17
FTE = 13

Other Admin/Non-
 clinical:
HC = 33
FTE = 25

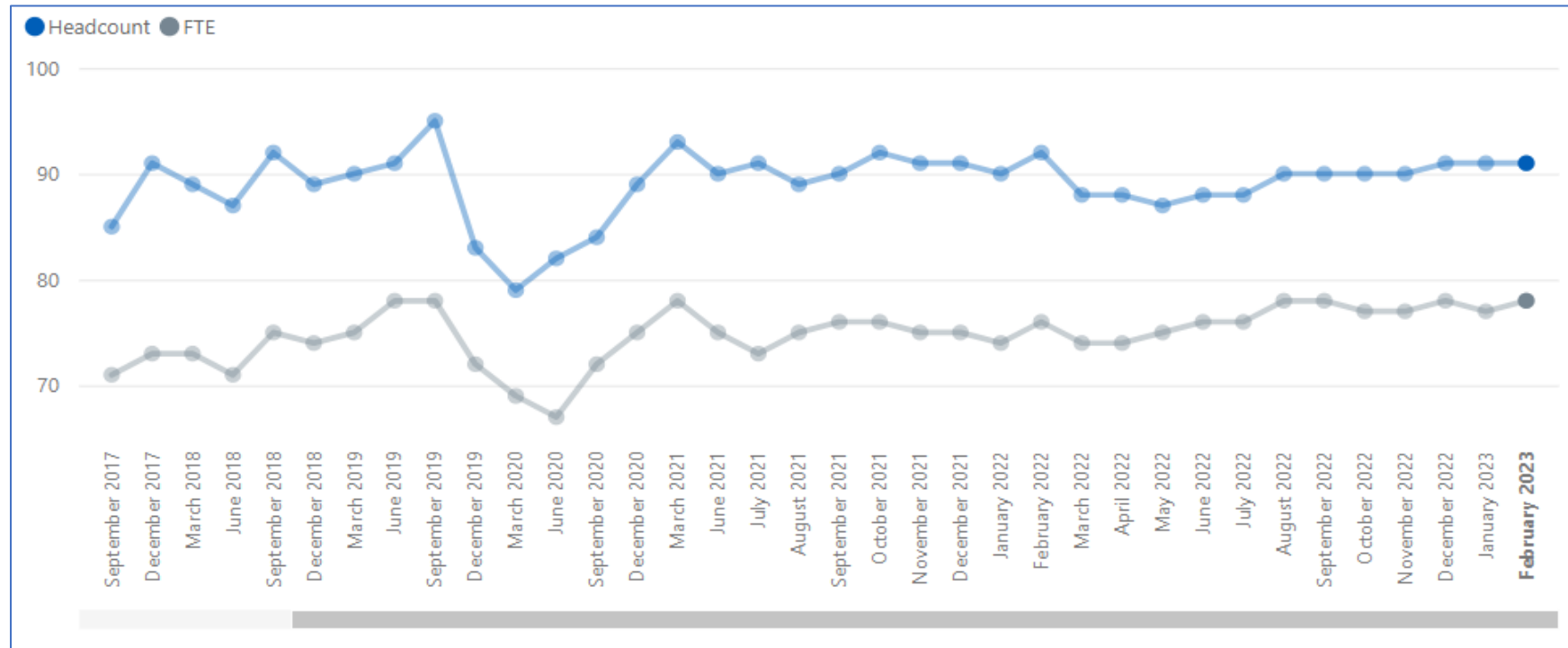
Receptionists:
HC = 184
FTE = 128

Telephonists:
HC = 0
FTE = 0

Thurrock Demographics – Headcount and FTE



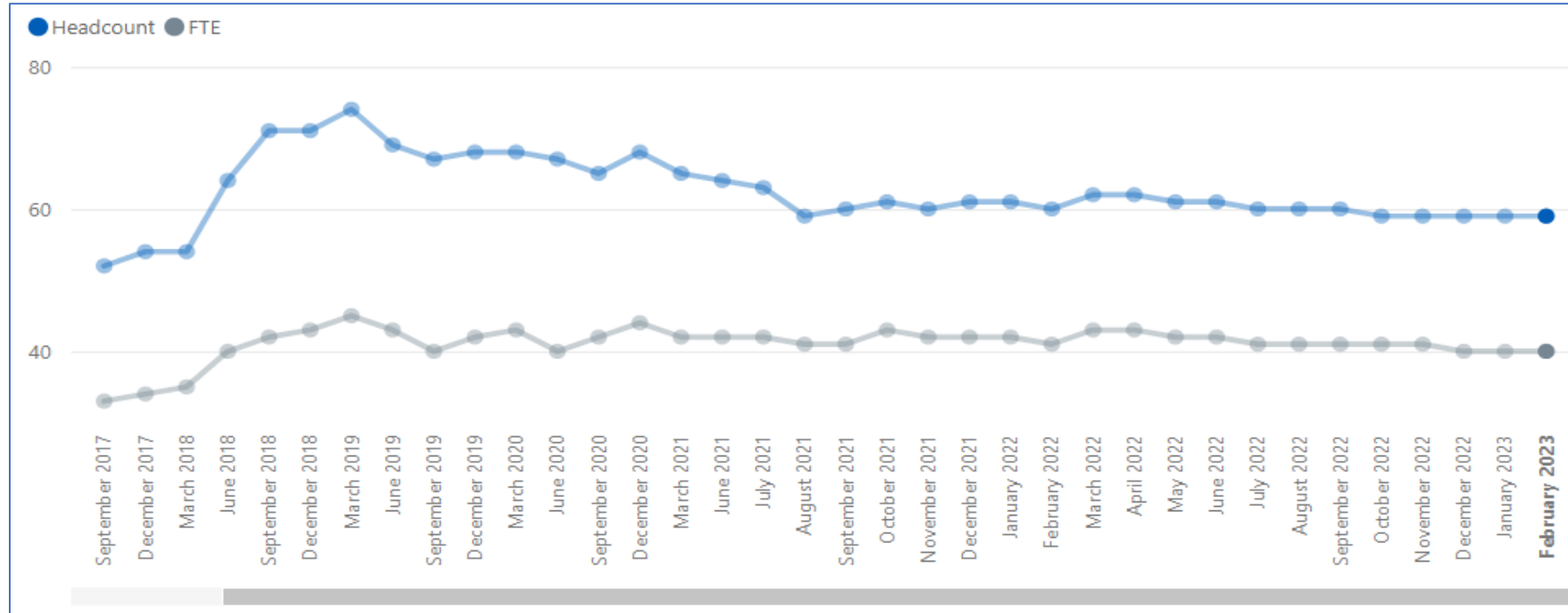
Thurrock GP Trends – Headcount and FTE



Head Count
91

FTE
78

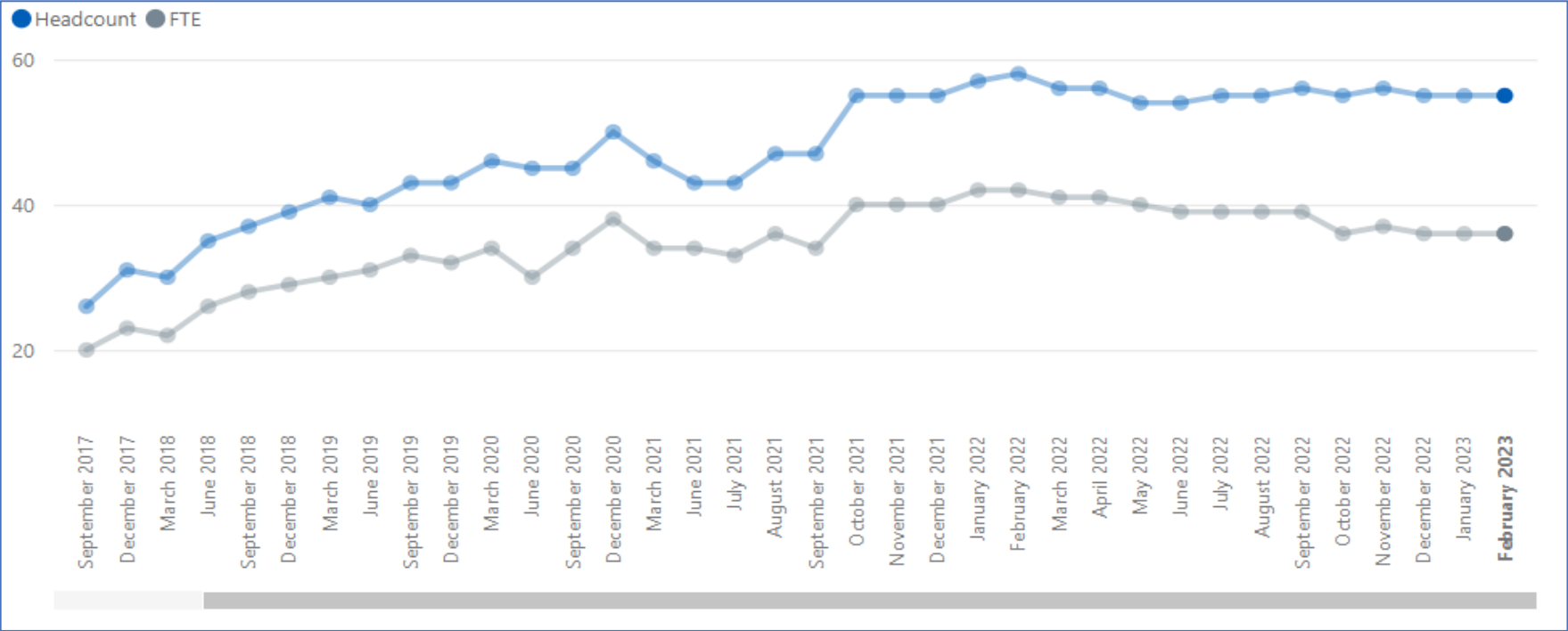
Thurrock Nurses Trends – Headcount and FTE



Head Count
59

FTE
40

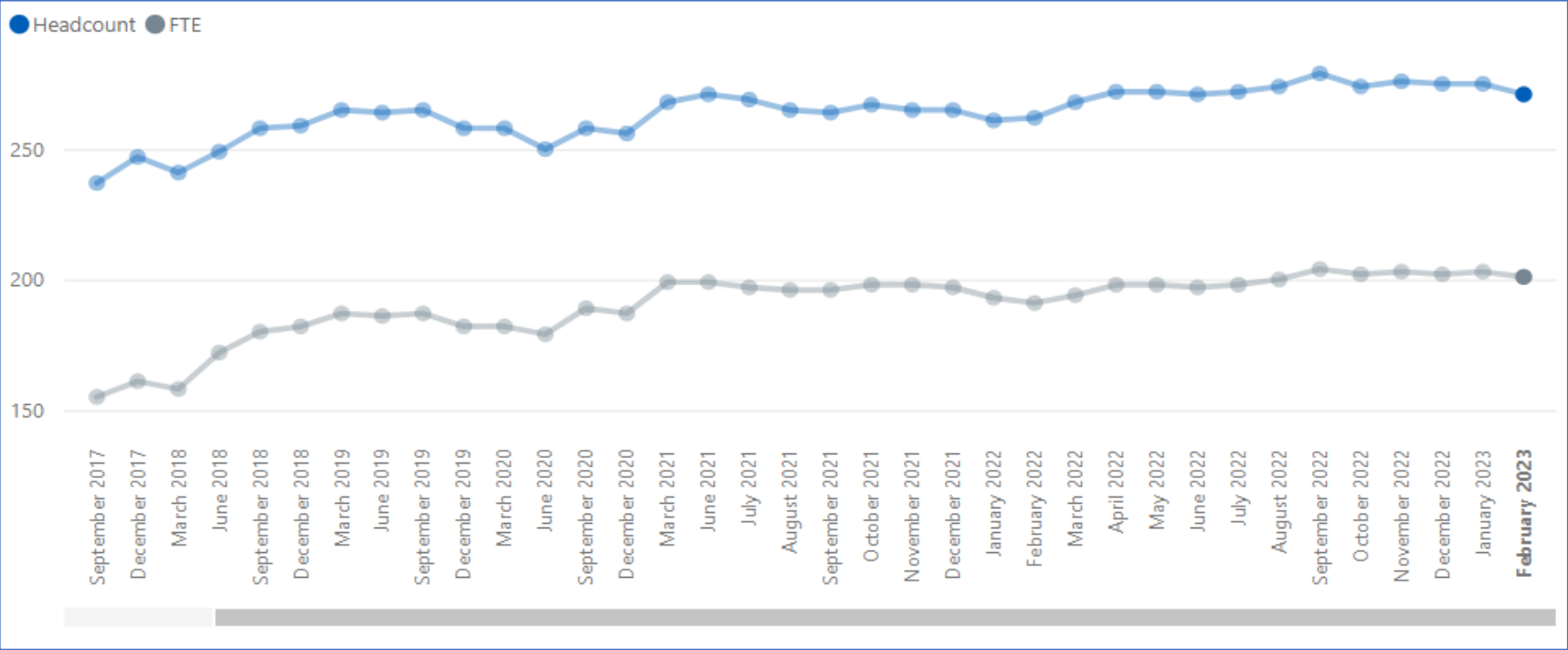
Thurrock Direct Patient Care Trends – Headcount and FTE



Head Count
55

FTE
36

Thurrock Administration/Non-Clinical Trends – Headcount and FTE



Head Count
271

FTE
201

**Castle Point & Rochford (CPR)
GP Practices
Workforce Information**

February 2023

CPR Workforce Roles in Primary Care – Headcount and FTE



GP Partners:
HC = 57
FTE = 57

GP Regular Locums:
HC = 12
FTE = 5

GP Retainers:
HC = 0
FTE = 0

GPs in Training
 Grades:
HC = 23
FTE = 22

Salaried
 GPs:
HC = 26
FTE = 22

Key
 HC = Head Count
 FTE = Full-Time Equivalent



Advanced Nurse
 Practitioners:
HC = 11
FTE = 8

Extended Role
 Practice Nurses:
HC = 1
FTE = 1

Nurse
 Dispensers:
HC = 1
FTE = 0

Nurse
 Specialists:
HC = 1
FTE = 1

Nursing
 Partners:
HC = 0
FTE = 0

Other
 Nurses:
HC = 0
FTE = 0

Practice
 Nurses:
HC = 37
FTE = 24

Trainee
 Nurses:
HC = 0
FTE = 0



Advanced Paramedic
 Practitioners:
HC = 1
FTE = 1

Advanced Pharmacist
 Practitioners:
HC = 1
FTE = 0

Advanced Physiotherapist
 Practitioners:
HC = 0
FTE = 0

Apprentices:
HC = 0
FTE = 0

Dispensers:
HC = 0
FTE = 0

Health Support
 Workers:
HC = 0
FTE = 0

Health Care
 Assistants:
HC = 25
FTE = 18

Nursing
 Associates:
HC = 2
FTE = 1

Other Direct
 Patient Care:
HC = 2
FTE = 1

Paramedics:
HC = 2
FTE = 2

Pharmacists:
HC = 3
FTE = 3

Pharmacy
 Technicians:
HC = 0
FTE = 0

Phlebotomists:
HC = 9
FTE = 5

Physician
 Associates:
HC = 2
FTE = 2

Physiotherapists:
HC = 1
FTE = 1

Social Prescribing
 Link Workers:
HC = 0
FTE = 0

Therapists:
HC = 0
FTE = 0



Apprentices:
HC = 2
FTE = 1

Estates
 & Ancillary:
HC = 2
FTE = 2

Management
 Partners:
HC = 1
FTE = 1

Managers:
HC = 24
FTE = 22

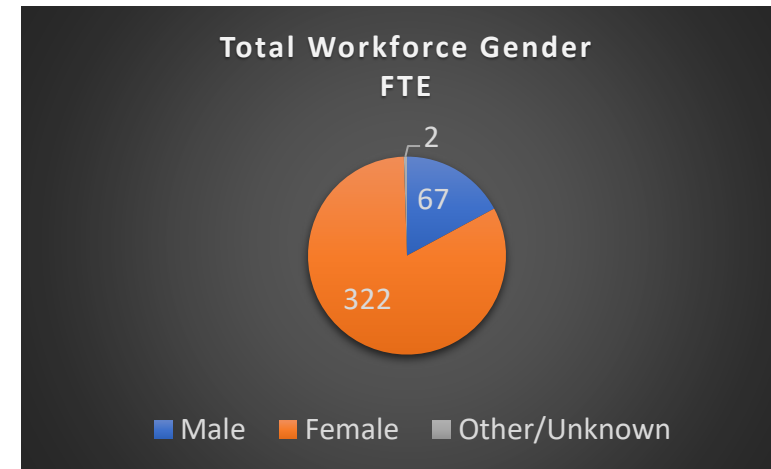
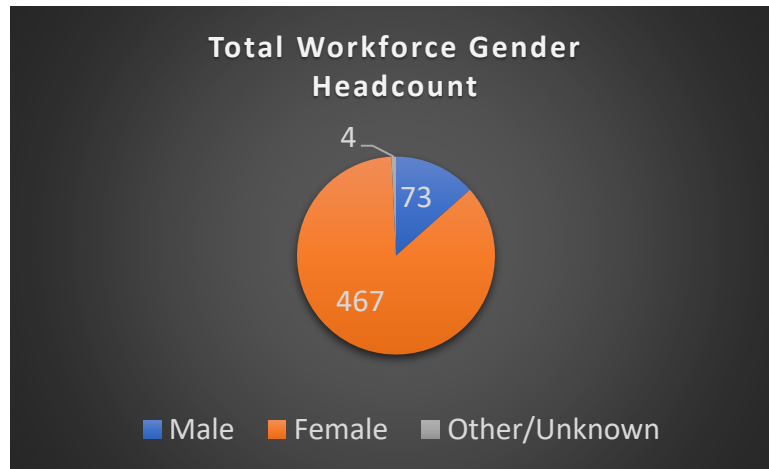
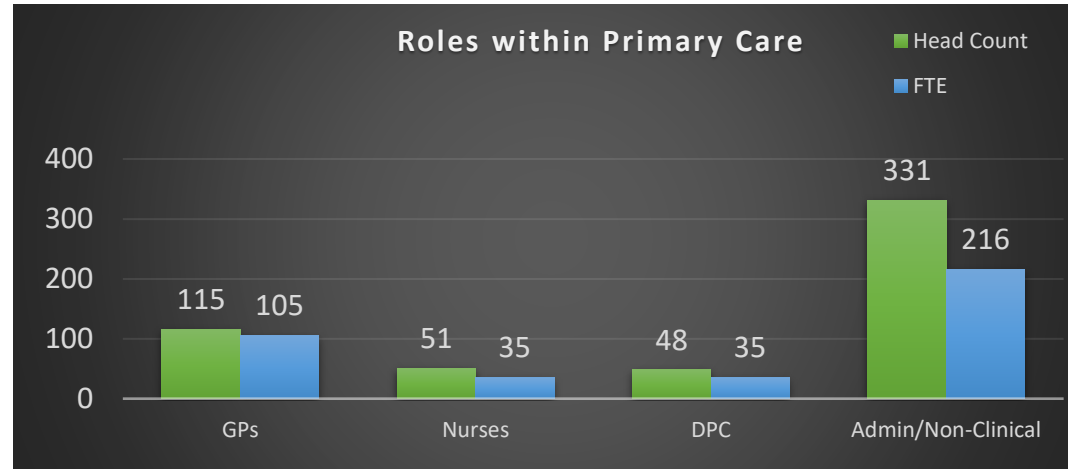
Medical
 Secretaries:
HC = 27
FTE = 19

Other Admin/Non-
 clinical:
HC = 58
FTE = 42

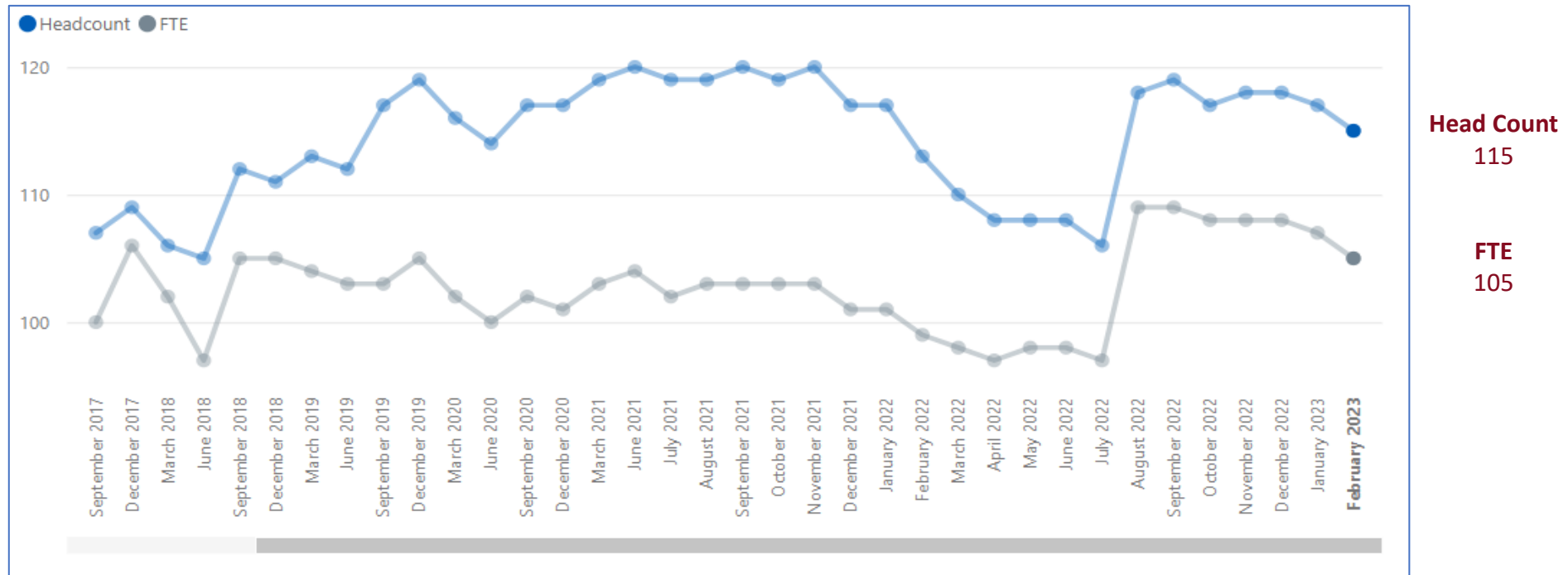
Receptionists:
HC = 216
FTE = 129

Telephonists:
HC = 1
FTE = 1

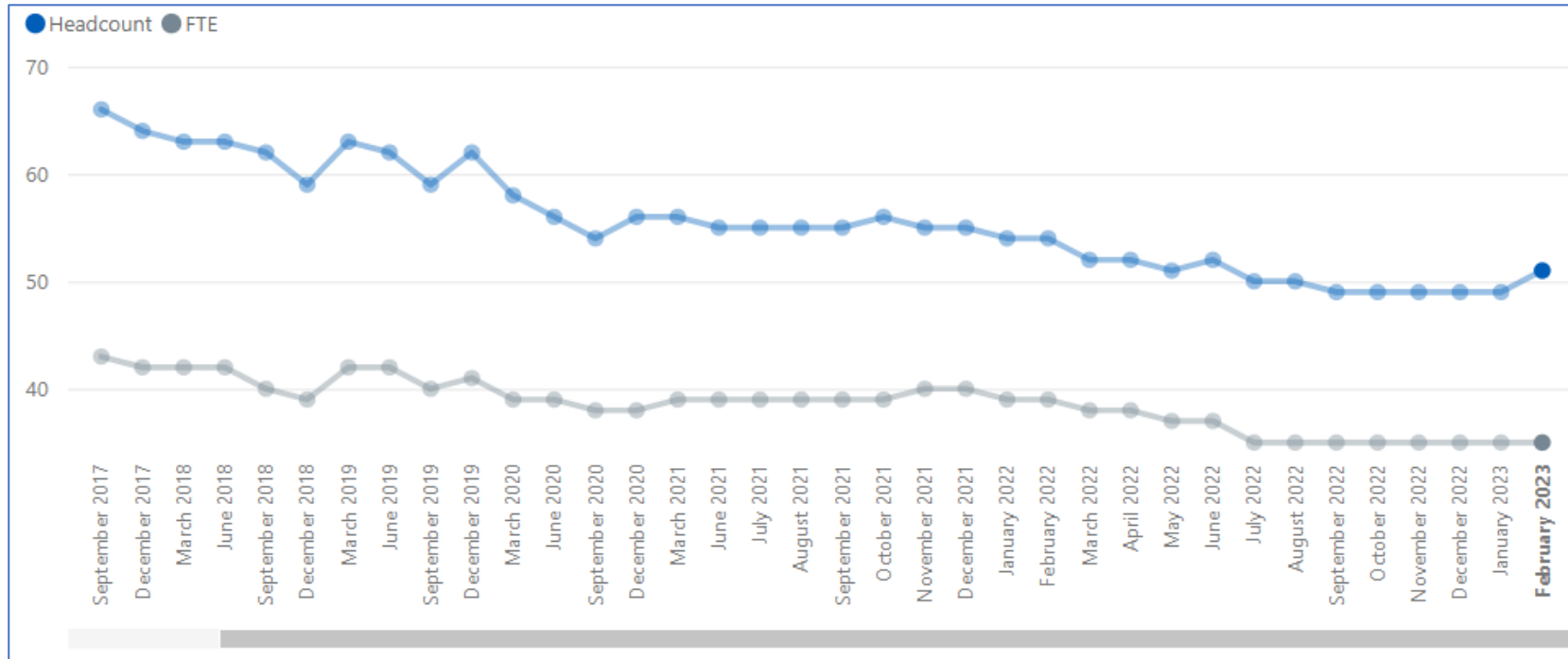
CPR Demographics – Headcount and FTE



CPR GP Trends – Headcount and FTE



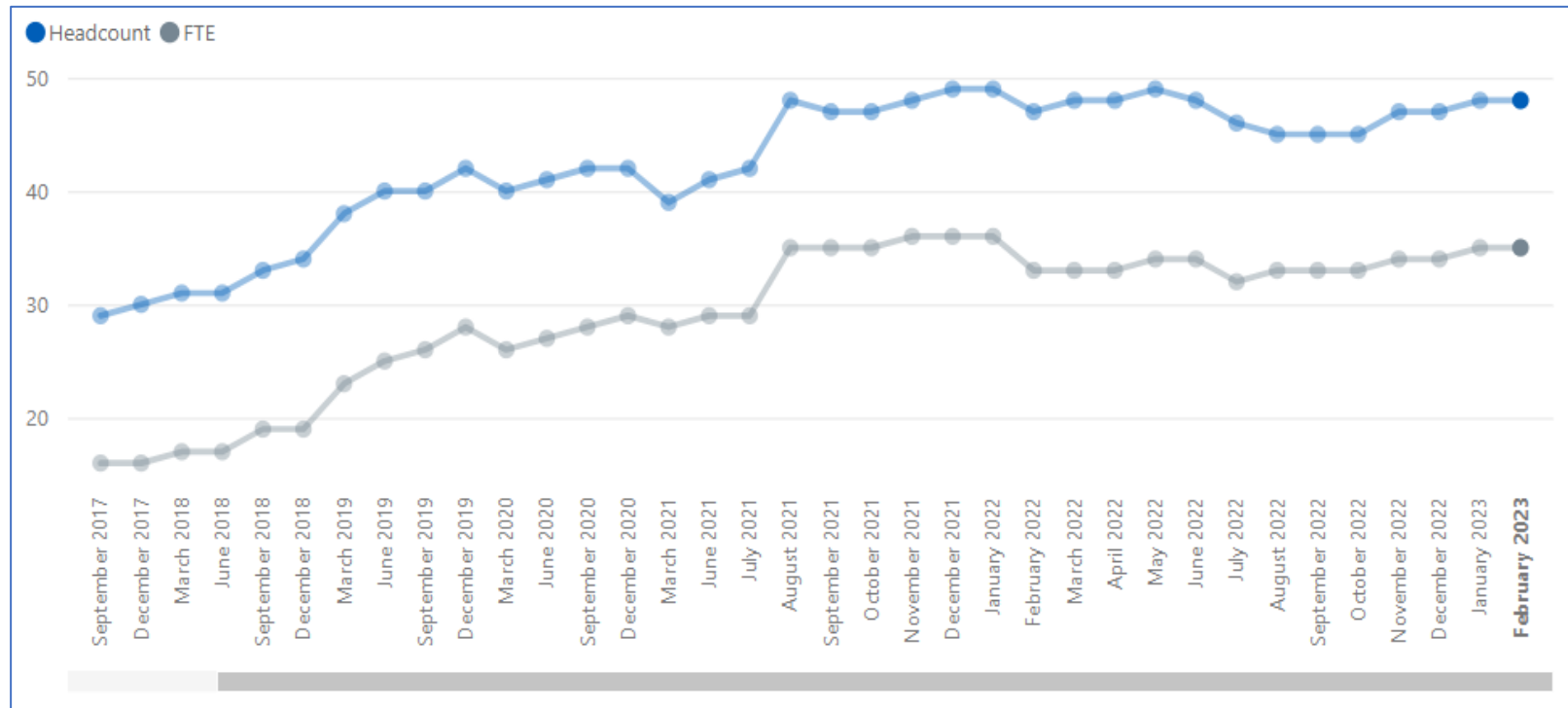
CPR Nurses Trends – Headcount and FTE



Head Count
51

FTE
35

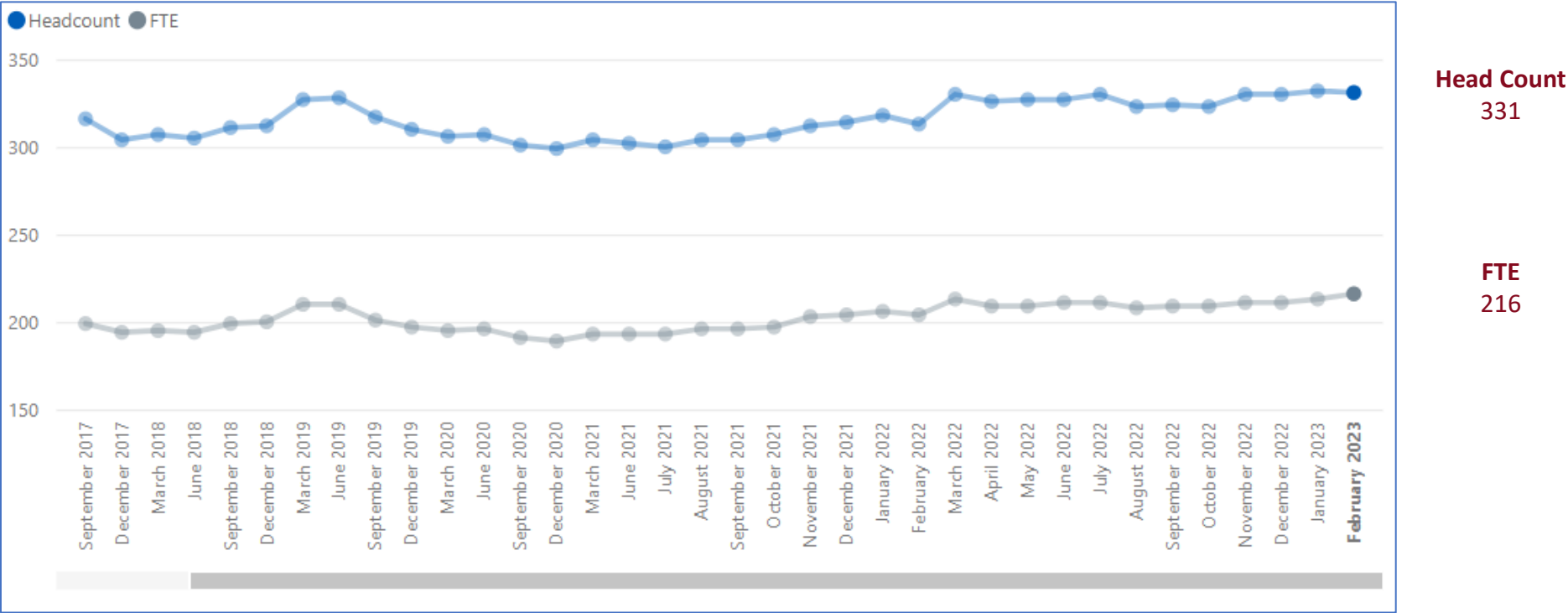
CPR Direct Patient Care Trends – Headcount and FTE



Head Count
48

FTE
35

CPR Administration/Non-Clinical Trends – Headcount and FTE



Southend GP Practices Workforce Information

February 2023

Southend Workforce Roles in Primary Care – Headcount and FTE



GP Partners:
HC = 50
FTE = 47

GP Regular Locums:
HC = 20
FTE = 8

GP Retainers:
HC = 1
FTE = 0

GPs in Training
 Grades:
HC = 23
FTE = 21

Salaried
 GPs:
HC = 42
FTE = 26

Key
 HC = Head Count
 FTE = Full-Time Equivalent



Advanced Nurse
 Practitioners:
HC = 15
FTE = 11

Extended Role
 Practice Nurses:
HC = 4
FTE = 3

Nurse
 Dispensers:
HC = 0
FTE = 0

Nurse
 Specialists:
HC = 1
FTE = 1

Nursing
 Partners:
HC = 0
FTE = 0

Other
 Nurses:
HC = 1
FTE = 1

Practice
 Nurses:
HC = 53
FTE = 29

Trainee
 Nurses:
HC = 2
FTE = 2



Advanced Paramedic
 Practitioners:
HC = 0
FTE = 0

Advanced Pharmacist
 Practitioners:
HC = 0
FTE = 0

Advanced Physiotherapist
 Practitioners:
HC = 0
FTE = 0

Apprentices:
HC = 0
FTE = 0

Dispensers:
HC = 1
FTE = 1

Health Support
 Workers:
HC = 0
FTE = 0

Health Care
 Assistants:
HC = 21
FTE = 12

Nursing
 Associates:
HC = 0
FTE = 0

Other Direct
 Patient Care:
HC = 0
FTE = 0

Paramedics:
HC = 0
FTE = 0

Pharmacists:
HC = 5
FTE = 4

Pharmacy
 Technicians:
HC = 0
FTE = 0

Phlebotomists:
HC = 1
FTE = 1

Physician
 Associates:
HC = 1
FTE = 1

Physiotherapists:
HC = 0
FTE = 0

Social Prescribing
 Link Workers:
HC = 0
FTE = 0

Therapists:
HC = 0
FTE = 0



Apprentices:
HC = 1
FTE = 1

Estates
 & Ancillary:
HC = 3
FTE = 2

Management
 Partners:
HC = 0
FTE = 0

Managers:
HC = 38
FTE = 32

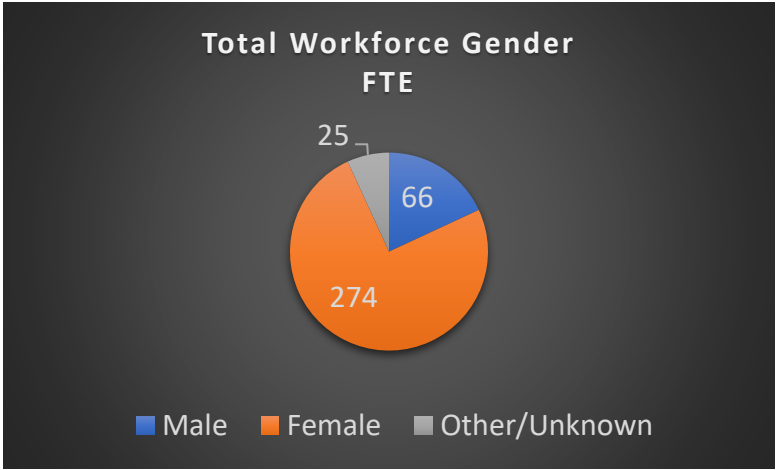
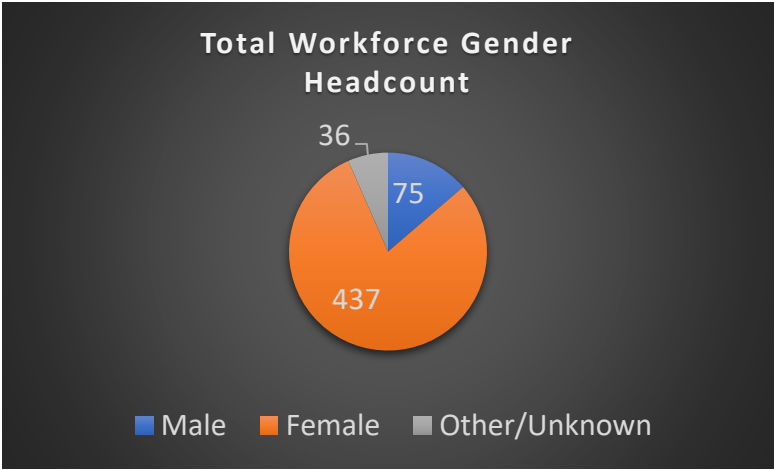
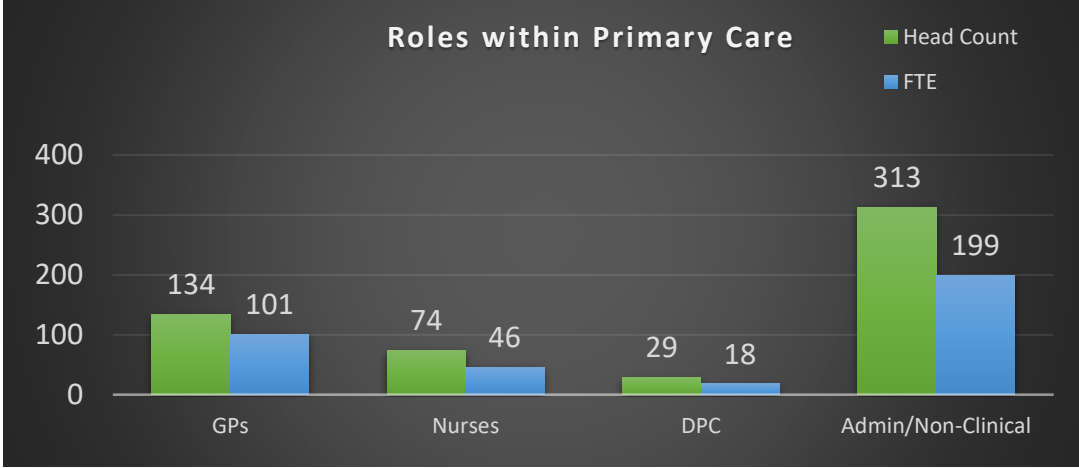
Medical
 Secretaries:
HC = 31
FTE = 20

Other Admin/Non-
 clinical:
HC = 49
FTE = 34

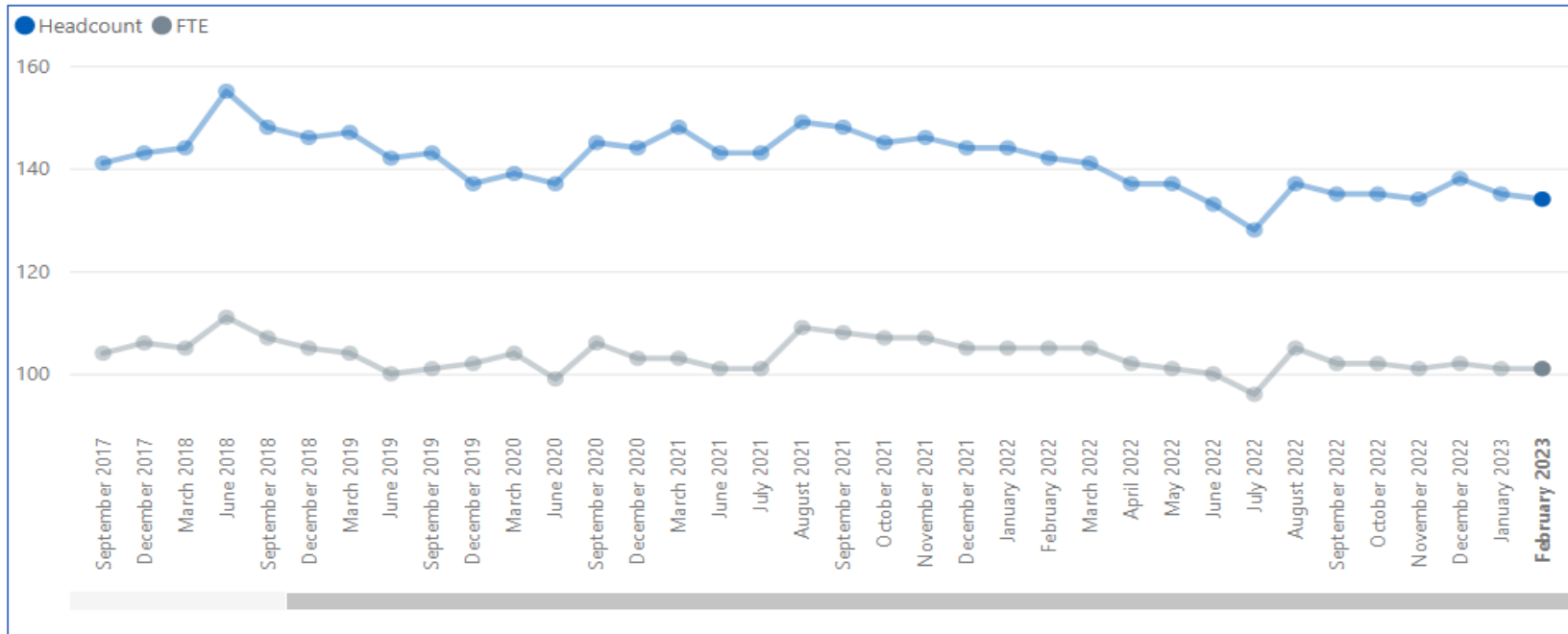
Receptionists:
HC = 190
FTE = 110

Telephonists:
HC = 1
FTE = 1

Southend Demographics – Headcount and FTE



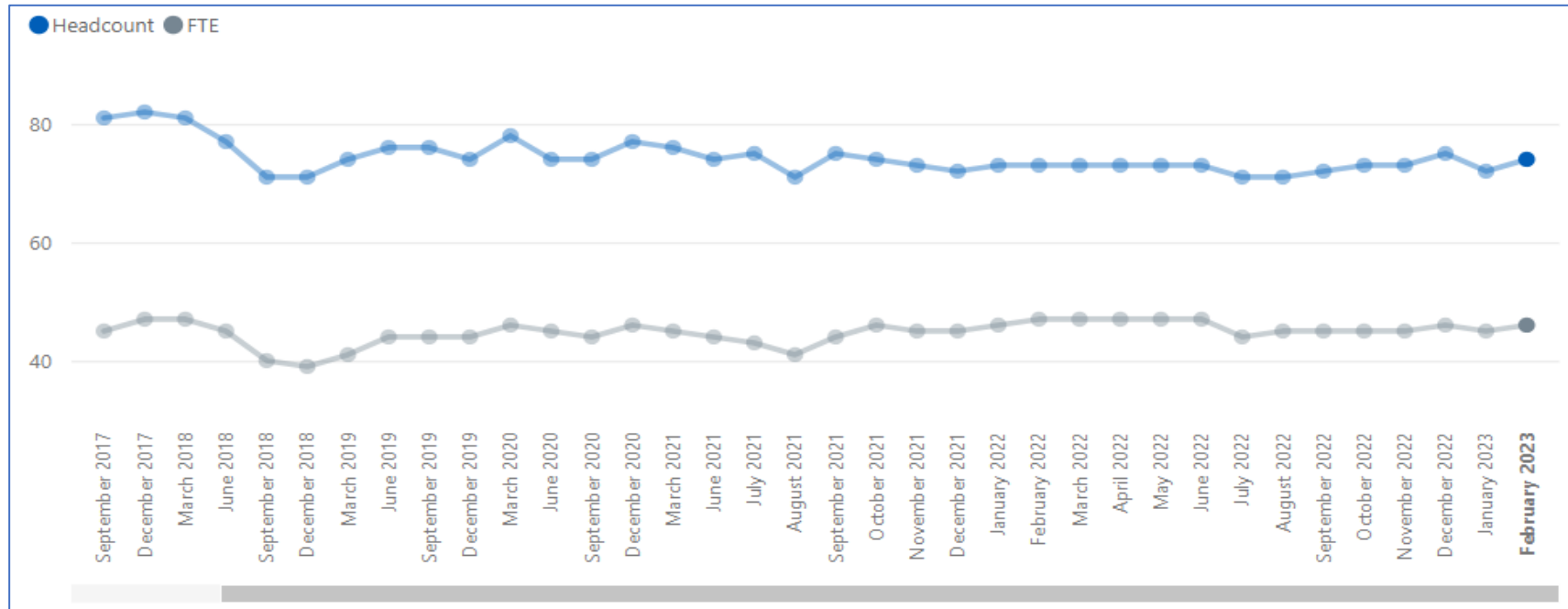
Southend GP Trends – Headcount and FTE



Head Count
134

FTE
101

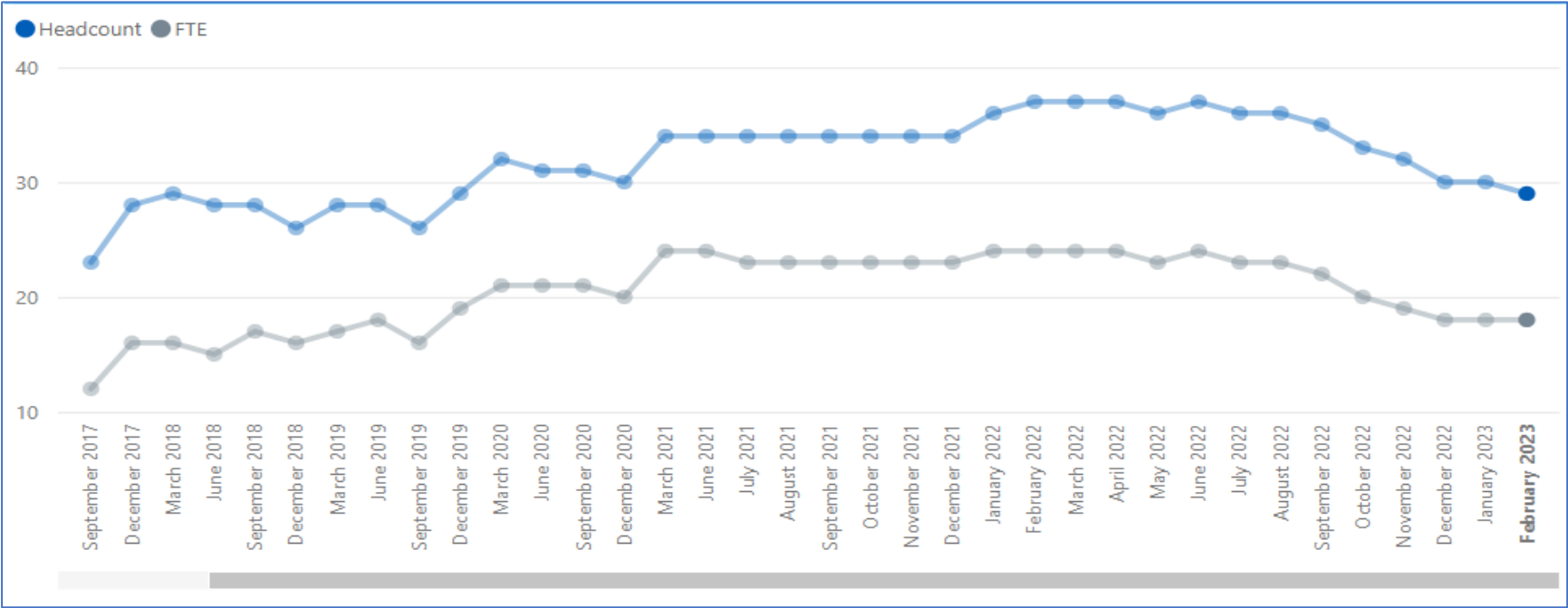
Southend Nurses Trends – Headcount and FTE



Head Count
74

FTE
46

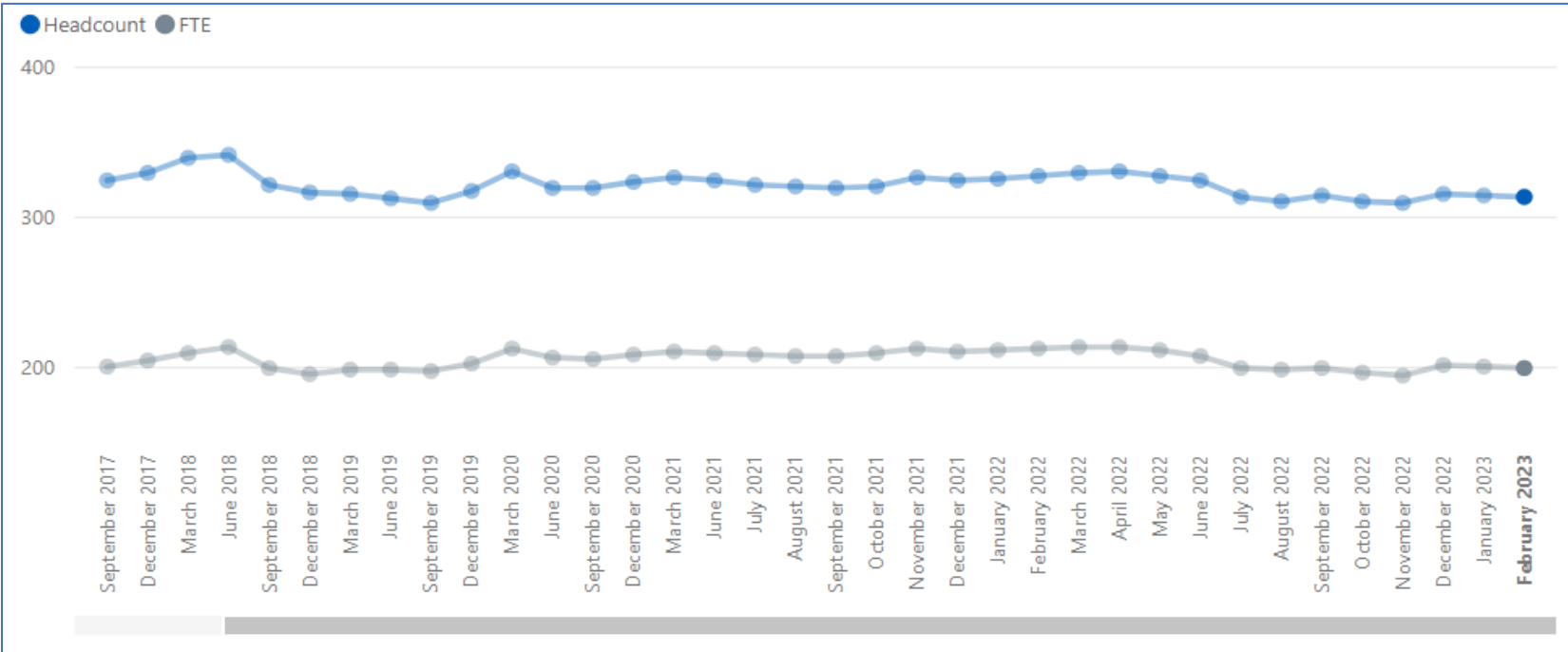
Southend Direct Patient Care Trends – Headcount and FTE



Head Count
29

FTE
18

Southend Administration/Non-Clinical Trends – Headcount and FTE



Head Count
313

FTE
199