

**Essex LMCs  
GP Practices  
Workforce Information  
for  
Ratio of Male and Female GP's**

**January 2023**

# Index

## Male : Female Ratio Data

- 3 - Summary
- 4 - Essex Overall
- 6 - North East Essex
- 8 - West Essex
- 10 - Mid Essex
- 12 - Basildon & Brentwood
- 14 - Thurrock
- 16 - Castle Point & Rochford (CPR)
- 18 - Southend

# Summary

- This report presents data about male and female GPs working in Primary Care in Essex and each individual locality
- It is a snapshot of the male and female Primary Care GP workforce for January 2023
- Full Time Equivalent (FTE) is a standardised measure, 1.0 FTE equates to full-time work of 37.5 hours per week
- Headcount is the number of people working in a role
- NHS Digital is the source of the information
- A guide has been produced by NHS Digital for help with interpreting information with this document including:

Interpreting figures

Full-time equivalent (FTE) and headcount figures

Full-time equivalent calculations

Locum GPs





GPs in training

The guide for January 2023 is available here: [Using this publication - NDRS \(digital.nhs.uk\)](#)

**Essex Overall**  
**GP Workforce Information**  
**Male : Female Ratio**

**January 2023**





# GPs in Essex Primary Care - Male : Female Ratio

	GP Partners	GP Regular Locums	GP Retainers	GPs in Training Grades	Salaried GPs
	<b>Male</b> HC = 325 FTE = 321	<b>Male</b> HC = 38 FTE = 20	<b>Male</b> HC = 0 FTE = 0	<b>Male</b> HC = 91 FTE = 90	<b>Male</b> HC = 98 FTE = 73
	<b>Female</b> HC = 211 FTE = 186	<b>Female</b> HC = 47 FTE = 21	<b>Female</b> HC = 9 FTE = 4	<b>Female</b> HC = 138 FTE = 126	<b>Female</b> HC = 262 FTE = 159
	<b>Other/Unknown</b> HC = 4 FTE = 3	<b>Other/Unknown</b> HC = 2 FTE = 1	<b>Other/Unknown</b> HC = 0 FTE = 0	<b>Other/Unknown</b> HC = 0 FTE = 0	<b>Other/Unknown</b> HC = 3 FTE = 2
	<b>Head Count</b> Male = 60.2% Female = 39.1% Oth/Unk = 0.7%	<b>Head Count</b> Male = 43.7% Female = 54% Oth/Unk = 2.3%	<b>Head Count</b> Male = 0% Female = 100% Oth/Unk = 0%	<b>Head Count</b> Male = 39.7% Female = 60.3% Oth/Unk = 0%	<b>Head Count</b> Male = 27% Female = 72.2% Oth/Unk = 0.8%
	<b>FTE</b> Male = 62.9% Female = 36.5% Oth/Unk = 0.6%	<b>FTE</b> Male = 47.6% Female = 50% Oth/Unk = 2.4%	<b>FTE</b> Male = 0% Female = 100% Oth/Unk = 0%	<b>FTE</b> Male = 41.7% Female = 58.3% Oth/Unk = 0%	<b>FTE</b> Male = 31.2% Female = 67.9% Oth/Unk = 0.9%

**North East Essex  
GP Workforce Information  
Male : Female Ratio**

**January 2023**

# GPs in North East Essex Primary Care - Male : Female Ratio





	GP Partners	GP Regular Locums	GP Retainers	GPs in Training Grades	Salaried GPs
	Male HC = 55 FTE = 54	Male HC = 0 FTE = 0	Male HC = 0 FTE = 0	Male HC = 12 FTE = 11	Male HC = 19 FTE = 16
	Female HC = 40 FTE = 37	Female HC = 3 FTE = 1	Female HC = 3 FTE = 1	Female HC = 18 FTE = 17	Female HC = 56 FTE = 36
	Other/Unknown HC = 0 FTE = 0	Other/Unknown HC = 0 FTE = 0	Other/Unknown HC = 0 FTE = 0	Other/Unknown HC = 0 FTE = 0	Other/Unknown HC = 0 FTE = 0
	<b>Head Count</b> Male = 57.8% Female = 42.2% Oth/Unk = 0%	<b>Head Count</b> Male = 0% Female = 100% Oth/Unk = 0%	<b>Head Count</b> Male = 0% Female = 100% Oth/Unk = 0%	<b>Head Count</b> Male = 40% Female = 60% Oth/Unk = 0%	<b>Head Count</b> Male = 25.3% Female = 74.7% Oth/Unk = 0%
	<b>FTE</b> Male = 59.3% Female = 40.7% Oth/Unk = 0%	<b>FTE</b> Male = 0% Female = 100% Oth/Unk = 0%	<b>FTE</b> Male = 0% Female = 100% Oth/Unk = 0%	<b>FTE</b> Male = 39.3% Female = 60.7% Oth/Unk = 0%	<b>FTE</b> Male = 30.8% Female = 69.2% Oth/Unk = 0%

**West Essex**  
**GP Workforce Information**  
**Male : Female Ratio**

**January 2023**







# GPs in West Essex Primary Care - Male : Female Ratio

	GP Partners	GP Regular Locums	GP Retainers	GPs in Training Grades	Salaried GPs
	<b>Male</b> HC = 63 FTE = 58	<b>Male</b> HC = 6 FTE = 5	<b>Male</b> HC = 0 FTE = 0	<b>Male</b> HC = 34 FTE = 35	<b>Male</b> HC = 23 FTE = 15
	<b>Female</b> HC = 27 FTE = 21	<b>Female</b> HC = 9 FTE = 3	<b>Female</b> HC = 3 FTE = 1	<b>Female</b> HC = 37 FTE = 32	<b>Female</b> HC = 56 FTE = 30
	<b>Other/Unknown</b> HC = 0 FTE = 0	<b>Other/Unknown</b> HC = 0 FTE = 0	<b>Other/Unknown</b> HC = 0 FTE = 0	<b>Other/Unknown</b> HC = 0 FTE = 0	<b>Other/Unknown</b> HC = 0 FTE = 0
	<b>Head Count</b> Male = 70% Female = 30% Oth/Unk = 0%	<b>Head Count</b> Male = 40% Female = 60% Oth/Unk = 0%	<b>Head Count</b> Male = 0% Female = 100% Oth/Unk = 0%	<b>Head Count</b> Male = 47.9% Female = 52.1% Oth/Unk = 0%	<b>Head Count</b> Male = 29.1% Female = 70.9% Oth/Unk = 0%
	<b>FTE</b> Male = 73.4% Female = 26.4% Oth/Unk = 0%	<b>FTE</b> Male = 62.5% Female = 37.5% Oth/Unk = 0%	<b>FTE</b> Male = 0% Female = 100% Oth/Unk = 0%	<b>FTE</b> Male = 52.2% Female = 47.8% Oth/Unk = 0%	<b>FTE</b> Male = 33.3% Female = 66.7% Oth/Unk = 0%

**Mid Essex**  
**GP Workforce Information**  
**Male : Female Ratio**

**January 2023**





# GPs in Mid Essex Primary Care - Male : Female Ratio

	GP Partners	GP Regular Locums	GP Retainers	GPs in Training Grades	Salaried GPs
	Male HC = 57 FTE = 60	Male HC = 0 FTE = 0	Male HC = 0 FTE = 0	Male HC = 13 FTE = 14	Male HC = 21 FTE = 14
	Female HC = 55 FTE = 52	Female HC = 6 FTE = 4	Female HC = 1 FTE = 0	Female HC = 38 FTE = 36	Female HC = 65 FTE = 38
	Other/Unknown HC = 1 FTE = 1	Other/Unknown HC = 0 FTE = 0	Other/Unknown HC = 0 FTE = 0	Other/Unknown HC = 0 FTE = 0	Other/Unknown HC = 1 FTE = 1
	<b>Head Count</b> Male = 50.4% Female = 48.7% Oth/Unk = 0.9%	<b>Head Count</b> Male = 0% Female = 100% Oth/Unk = 0%	<b>Head Count</b> Male = 0% Female = 100% Oth/Unk = 0%	<b>Head Count</b> Male = 25.5% Female = 74.5% Oth/Unk = 0%	<b>Head Count</b> Male = 24.1% Female = 74.7% Oth/Unk = 1.2%
	<b>FTE</b> Male = 53.1% Female = 46% Oth/Unk = 0.9%	<b>FTE</b> Male = 0% Female = 100% Oth/Unk = 0%	<b>FTE</b> Male = 0% Female = 0% Oth/Unk = 0%	<b>FTE</b> Male = 28% Female = 72% Oth/Unk = 0%	<b>FTE</b> Male = 26.4% Female = 71.7% Oth/Unk = 1.9%

**Basildon & Brentwood  
GP Workforce Information  
Male : Female Ratio**

**January 2023**





# GPs in Basildon & Brentwood Primary Care - Male : Female Ratio

	GP Partners	GP Regular Locums	GP Retainers	GPs in Training Grades	Salaried GPs
	Male HC = 60 FTE = 54	Male HC = 5 FTE = 2	Male HC = 0 FTE = 0	Male HC = 8 FTE = 8	Male HC = 7 FTE = 6
	Female HC = 39 FTE = 31	Female HC = 6 FTE = 3	Female HC = 1 FTE = 1	Female HC = 13 FTE = 12	Female HC = 25 FTE = 14
	Other/Unknown HC = 0 FTE = 0	Other/Unknown HC = 0 FTE = 0	Other/Unknown HC = 0 FTE = 0	Other/Unknown HC = 0 FTE = 0	Other/Unknown HC = 0 FTE = 0
	<b>Head Count</b> Male = 60.6% Female = 39.4% Oth/Unk = 0%	<b>Head Count</b> Male = 45.5% Female = 54.5% Oth/Unk = 0%	<b>Head Count</b> Male = 0% Female = 100% Oth/Unk = 0%	<b>Head Count</b> Male = 38.1% Female = 61.9% Oth/Unk = 0%	<b>Head Count</b> Male = 21.9% Female = 78.1% Oth/Unk = 0%
	<b>FTE</b> Male = 63.5% Female = 36.5% Oth/Unk = 0%	<b>FTE</b> Male = 40% Female = 60% Oth/Unk = 0%	<b>FTE</b> Male = 0% Female = 100% Oth/Unk = 0%	<b>FTE</b> Male = 40% Female = 60% Oth/Unk = 0%	<b>FTE</b> Male = 30% Female = 70% Oth/Unk = 0%

**Thurrock**  
**GP Workforce Information**  
**Male : Female Ratio**

**January 2023**

# GPs in Thurrock Primary Care - Male : Female Ratio

	GP Partners	GP Regular Locums	GP Retainers	GPs in Training Grades	Salaried GPs
	Male HC = 25 FTE = 25	Male HC = 9 FTE = 6	Male HC = 0 FTE = 0	Male HC = 3 FTE = 3	Male HC = 8 FTE = 7
	Female HC = 16 FTE = 14	Female HC = 9 FTE = 5	Female HC = 0 FTE = 0	Female HC = 7 FTE = 6	Female HC = 16 FTE = 10
	Other/Unknown HC = 0 FTE = 0	Other/Unknown HC = 0 FTE = 0	Other/Unknown HC = 0 FTE = 0	Other/Unknown HC = 0 FTE = 0	Other/Unknown HC = 0 FTE = 0
	<b>Head Count</b> Male = 61% Female = 39% Oth/Unk = 0%	<b>Head Count</b> Male = 50% Female = 50% Oth/Unk = 0%	<b>Head Count</b> Male = 0% Female = 0% Oth/Unk = 0%	<b>Head Count</b> Male = 30% Female = 70% Oth/Unk = 0%	<b>Head Count</b> Male = 33.3% Female = 66.7% Oth/Unk = 0%
	<b>FTE</b> Male = 64.1% Female = 35.9% Oth/Unk = 0%	<b>FTE</b> Male = 54.5% Female = 45.5% Oth/Unk = 0%	<b>FTE</b> Male = 0% Female = 0% Oth/Unk = 0%	<b>FTE</b> Male = 33.3% Female = 66.7% Oth/Unk = 0%	<b>FTE</b> Male = 41.2% Female = 58.8% Oth/Unk = 0%

**CPR**





**GP Workforce Information**

**Male : Female Ratio**

**January 2023**







# GPs in CPR Primary Care - Male : Female Ratio

	GP Partners	GP Regular Locums	GP Retainers	GPs in Training Grades	Salaried GPs
	Male HC = 35 FTE = 37	Male HC = 7 FTE = 3	Male HC = 0 FTE = 0	Male HC = 11 FTE = 10	Male HC = 8 FTE = 7
	Female HC = 22 FTE = 20	Female HC = 5 FTE = 2	Female HC = 0 FTE = 0	Female HC = 14 FTE = 14	Female HC = 18 FTE = 15
	Other/Unknown HC = 0 FTE = 0	Other/Unknown HC = 0 FTE = 0	Other/Unknown HC = 0 FTE = 0	Other/Unknown HC = 0 FTE = 0	Other/Unknown HC = 0 FTE = 0
	<b>Head Count</b> Male = 61.4% Female = 38.6% Oth/Unk = 0%	<b>Head Count</b> Male = 58.3% Female = 41.7% Oth/Unk = 0%	<b>Head Count</b> Male = 0% Female = 0% Oth/Unk = 0%	<b>Head Count</b> Male = 44% Female = 56% Oth/Unk = 0%	<b>Head Count</b> Male = 30.8% Female = 69.2% Oth/Unk = 0%
	<b>FTE</b> Male = 64.9% Female = 35.1% Oth/Unk = 0%	<b>FTE</b> Male = 60% Female = 40% Oth/Unk = 0%	<b>FTE</b> Male = 0% Female = 0% Oth/Unk = 0%	<b>FTE</b> Male = 41.7% Female = 58.3% Oth/Unk = 0%	<b>FTE</b> Male = 31.8% Female = 68.2% Oth/Unk = 0%

**Southend**  
**GP Workforce Information**  
**Male : Female Ratio**

**January 2023**

# GPs in Southend Primary Care - Male : Female Ratio

	GP Partners	GP Regular Locums	GP Retainers	GPs in Training Grades	Salaried GPs
	Male HC = 33 FTE = 33	Male HC = 11 FTE = 5	Male HC = 0 FTE = 0	Male HC = 10 FTE = 9	Male HC = 12 FTE = 9
	Female HC = 14 FTE = 11	Female HC = 10 FTE = 4	Female HC = 1 FTE = 0	Female HC = 11 FTE = 9	Female HC = 28 FTE = 16
	Other/Unknown HC = 3 FTE = 3	Other/Unknown HC = 2 FTE = 1	Other/Unknown HC = 0 FTE = 0	Other/Unknown HC = 0 FTE = 0	Other/Unknown HC = 2 FTE = 1
	<b>Head Count</b> Male = 66% Female = 28% Oth/Unk = 6%	<b>Head Count</b> Male = 47.8% Female = 43.5% Oth/Unk = 8.7%	<b>Head Count</b> Male = 0% Female = 100% Oth/Unk = 0%	<b>Head Count</b> Male = 47.6% Female = 52.4% Oth/Unk = 0%	<b>Head Count</b> Male = 28.6% Female = 66.7% Oth/Unk = 4.7%
	<b>FTE</b> Male = 70.2% Female = 23.4% Oth/Unk = 6.4%	<b>FTE</b> Male = 50% Female = 40% Oth/Unk = 10%	<b>FTE</b> Male = 0% Female = 0% Oth/Unk = 0%	<b>FTE</b> Male = 50% Female = 50% Oth/Unk = 0%	<b>FTE</b> Male = 34.6% Female = 61.5% Oth/Unk = 3.9%