

Essex LMCs
GP Workforce Information
Male : Female Ratio

November 2022

Essex
GP Workforce Information
Male : Female Ratio
November 2022





Summary

- This report presents data about male and female GPs working in Primary Care in Essex and each individual locality
- It is a snapshot of the male and female Primary Care GP workforce for November 2022
- Full Time Equivalent (FTE) is a standardised measure, 1.0 FTE equates to full-time work of 37.5 hours per week
- Headcount is the number of people working in a role
- NHS Digital is the source of the information
- A guide has been produced by NHS Digital for help with interpreting information with this document including:
 - Interpreting figures
 - Full-time equivalent (FTE) and headcount figures
 - Full-time equivalent calculations
 - Locum GPs
 - GPs in training

The guide for November 2022 is available on the following link:

GP Roles in Essex Primary Care

Male : Female Ratio





	GP Partners	GP Regular Locums	GP Retainers	GP s in Training Grades	Salaried GPs	
	Male HC = 324 FTE = 322	Male HC = 37 FTE = 20	Male HC = 0 FTE = 0	Male HC = 86 FTE = 85	Male HC = 98 FTE = 75	
	Female HC = 215 FTE = 189	Female HC = 48 FTE = 21	Female HC = 9 FTE = 4	Female HC = 149 FTE = 136	Female HC = 257 FTE = 154	Key HC = Head Count FTE = Full-Time Equivalent
	Other/Unknown HC = 4 FTE = 3	Other/Unknown HC = 2 FTE = 1	Other/Unknown HC = 0 FTE = 0	Other/Unknown HC = 0 FTE = 0	Other/Unknown HC = 3 FTE = 2	
	<u>Headcount</u> Male = 59.67% Female = 39.59% Oth/Unk = 0.74%	<u>Headcount</u> Male = 42.53% Female = 55.17% Oth/Unk = 2.30%	<u>Headcount</u> Male = 0% Female = 100% Oth/Unk = 0%	<u>Headcount</u> Male = 36.6% Female = 63.4% Oth/Unk = 0%	<u>Headcount</u> Male = 27.37% Female = 71.79% Oth/Unk = 0.84%	
	<u>FTE</u> Male = 62.65% Female = 36.77% Oth/Unk = 0.58%	<u>FTE</u> Male = 47.62% Female = 50% Oth/Unk = 2.38%	<u>FTE</u> Male = 0% Female = 100% Oth/Unk = 0%	<u>FTE</u> Male = 38.46% Female = 61.54% Oth/Unk = 0%	<u>FTE</u> Male = 32.47% Female = 66.67% Oth/Unk = 0.86%	

**North East Essex
GP Workforce Information
Male : Female Ratio**

November 2022

GP Roles in North East Essex Primary Care

Male : Female Ratio





	GP Partners	GP Regular Locums	GP Retainers	GP s in Training Grades	Salaried GPs	
	Male HC = 55 FTE = 55	Male HC = 0 FTE = 0	Male HC = 0 FTE = 0	Male HC = 12 FTE = 11	Male HC = 17 FTE = 14	
	Female HC = 42 FTE = 39	Female HC = 3 FTE = 1	Female HC = 3 FTE = 1	Female HC = 19 FTE = 18	Female HC = 55 FTE = 35	Key HC = Head Count FTE = Full-Time Equivalent
	Other/Unknown HC = 0 FTE = 0	Other/Unknown HC = 0 FTE = 0	Other/Unknown HC = 0 FTE = 0	Other/Unknown HC = 0 FTE = 0	Other/Unknown HC = 0 FTE = 0	
	Headcount Male = 56.7% Female = 43.3% Oth/Unk = 0%	Headcount Male = 0% Female = 100% Oth/Unk = 0%	Headcount Male = 0% Female = 100% Oth/Unk = 0%	Headcount Male = 38.71% Female = 61.29% Oth/Unk = 0%	Headcount Male = 23.61% Female = 76.39% Oth/Unk = 0%	
	FTE Male = 58.51% Female = 41.49% Oth/Unk = 0%	FTE Male = 0% Female = 100% Oth/Unk = 0%	FTE Male = 0% Female = 100% Oth/Unk = 0%	FTE Male = 37.93% Female = 62.07% Oth/Unk = 0%	FTE Male = 28.57% Female = 71.43% Oth/Unk = 0%	

**West Essex
GP Workforce Information
Male : Female Ratio**

November 2022

GP Roles in West Essex Primary Care

Male : Female Ratio





	GP Partners	GP Regular Locums	GP Retainers	GP s in Training Grades	Salaried GPs	
	Male HC = 62 FTE = 57	Male HC = 6 FTE = 5	Male HC = 0 FTE = 0	Male HC = 26 FTE = 26	Male HC = 24 FTE = 16	Key HC = Head Count FTE = Full-Time Equivalent
	Female HC = 27 FTE = 21	Female HC = 8 FTE = 2	Female HC = 3 FTE = 1	Female HC = 42 FTE = 37	Female HC = 55 FTE = 30	
	Other/Unknown HC = 0 FTE = 0	Other/Unknown HC = 0 FTE = 0	Other/Unknown HC = 0 FTE = 0	Other/Unknown HC = 0 FTE = 0	Other/Unknown HC = 0 FTE = 0	
	Headcount Male = 69.66% Female = 30.34% Oth/Unk = 0%	Headcount Male = 42.86% Female = 57.14% Oth/Unk = 0%	Headcount Male = 0% Female = 100% Oth/Unk = 0%	Headcount Male = 38.24% Female = 61.76% Oth/Unk = 0%	Headcount Male = 30.38% Female = 69.62% Oth/Unk = 0%	
	FTE Male = 73.08% Female = 26.92% Oth/Unk = 0%	FTE Male = 71.43% Female = 28.57% Oth/Unk = 0%	FTE Male = 0% Female = 100% Oth/Unk = 0%	FTE Male = 41.27% Female = 58.73% Oth/Unk = 0%	FTE Male = 34.78% Female = 65.22% Oth/Unk = 0%	

**Mid Essex
GP Workforce Information
Male : Female Ratio**

November 2022

GP Roles in Mid Essex Primary Care

Male : Female Ratio

	GP Partners	GP Regular Locums	GP Retainers	GP s in Training Grades	Salaried GPs
	Male HC = 59 FTE = 62	Male HC = 0 FTE = 0	Male HC = 0 FTE = 0	Male HC = 13 FTE = 14	Male HC = 20 FTE = 15
	Female HC = 57 FTE = 54	Female HC = 5 FTE = 3	Female HC = 1 FTE = 0	Female HC = 38 FTE = 36	Female HC = 65 FTE = 38
	Other/Unknown HC = 1 FTE = 1	Other/Unknown HC = 0 FTE = 0	Other/Unknown HC = 0 FTE = 0	Other/Unknown HC = 0 FTE = 0	Other/Unknown HC = 1 FTE = 1
	<u>Headcount</u> Male = 50.43% Female = 48.72% Oth/Unk = 0.85%	<u>Headcount</u> Male = 0% Female = 100% Oth/Unk = 0%	<u>Headcount</u> Male = 0% Female = 100% Oth/Unk = 0%	<u>Headcount</u> Male = 25.49% Female = 74.51% Oth/Unk = 0%	<u>Headcount</u> Male = 23.26% Female = 75.58% Oth/Unk = 1.16%
	<u>FTE</u> Male = 52.99% Female = 46.15% Oth/Unk = 0.86%	<u>FTE</u> Male = 0% Female = 100% Oth/Unk = 0%	<u>FTE</u> Male = 0% Female = 0% Oth/Unk = 0%	<u>FTE</u> Male = 28% Female = 72% Oth/Unk = 0%	<u>FTE</u> Male = 27.78% Female = 70.37% Oth/Unk = 1.85%

Key
 HC = Head Count
 FTE = Full-Time Equivalent





**Basildon & Brentwood
GP Workforce Information
Male : Female Ratio**

November 2022

GP Roles in Basildon & Brentwood

Primary Care

Male : Female Ratio





	GP Partners	GP Regular Locums	GP Retainers	GP s in Training Grades	Salaried GPs	
	Male HC = 59 FTE = 53	Male HC = 5 FTE = 2	Male HC = 0 FTE = 0	Male HC = 12 FTE = 12	Male HC = 8 FTE = 6	
	Female HC = 38 FTE = 31	Female HC = 8 FTE = 4	Female HC = 1 FTE = 1	Female HC = 13 FTE = 12	Female HC = 26 FTE = 14	Key HC = Head Count FTE = Full-Time Equivalent
	Other/Unknown HC = 0 FTE = 0	Other/Unknown HC = 0 FTE = 0	Other/Unknown HC = 0 FTE = 0	Other/Unknown HC = 0 FTE = 0	Other/Unknown HC = 0 FTE = 0	
	Headcount Male = 60.83% Female = 39.17% Oth/Unk = 0.85%	Headcount Male = 38.46% Female = 61.54% Oth/Unk = 0%	Headcount Male = 0% Female = 100% Oth/Unk = 0%	Headcount Male = 48% Female = 52% Oth/Unk = 0%	Headcount Male = 23.53% Female = 76.47% Oth/Unk = 0%	
	FTE Male = 63.1% Female = 36.9% Oth/Unk = 0%	FTE Male = 33.33% Female = 66.67% Oth/Unk = 0%	FTE Male = 0% Female = 100% Oth/Unk = 0%	FTE Male = 50% Female = 50% Oth/Unk = 0%	FTE Male = 30% Female = 70% Oth/Unk = 0%	

**Thurrock
GP Workforce Information
Male : Female Ratio**

November 2022

GP Roles in Thurrock Primary Care

Male : Female Ratio

	GP Partners	GP Regular Locums	GP Retainers	GP s in Training Grades	Salaried GPs	
	Male HC = 25 FTE = 25	Male HC = 9 FTE = 6	Male HC = 0 FTE = 0	Male HC = 3 FTE = 3	Male HC = 8 FTE = 7	
	Female HC = 16 FTE = 14	Female HC = 9 FTE = 5	Female HC = 0 FTE = 0	Female HC = 7 FTE = 6	Female HC = 16 FTE = 10	Key HC = Head Count FTE = Full-Time Equivalent
	Other/Unknown HC = 0 FTE = 0	Other/Unknown HC = 0 FTE = 0	Other/Unknown HC = 0 FTE = 0	Other/Unknown HC = 0 FTE = 0	Other/Unknown HC = 0 FTE = 0	
	Headcount Male = 60.98% Female = 39.02% Oth/Unk = 0%	Headcount Male = 50% Female = 50% Oth/Unk = 0%	Headcount Male = 0% Female = 0% Oth/Unk = 0%	Headcount Male = 30% Female = 70% Oth/Unk = 0%	Headcount Male = 33.33% Female = 66.67% Oth/Unk = 0%	
	FTE Male = 64.1% Female = 35.9% Oth/Unk = 0%	FTE Male = 54.55% Female = 45.45% Oth/Unk = 0%	FTE Male = 0% Female = 0% Oth/Unk = 0%	FTE Male = 33.33% Female = 66.67% Oth/Unk = 0%	FTE Male = 41.18% Female = 58.82% Oth/Unk = 0%	





**Castle Point & Rochford
GP Workforce Information
Male : Female Ratio**

November 2022

GP Roles in Castle Point & Rochford

Primary Care

Male : Female Ratio





	GP Partners	GP Regular Locums	GP Retainers	GP s in Training Grades	Salaried GPs	
	Male HC = 35 FTE = 37	Male HC = 7 FTE = 3	Male HC = 0 FTE = 0	Male HC = 10 FTE = 9	Male HC = 8 FTE = 7	Key HC = Head Count FTE = Full-Time Equivalent
	Female HC = 22 FTE = 20	Female HC = 5 FTE = 2	Female HC = 0 FTE = 0	Female HC = 16 FTE = 16	Female HC = 18 FTE = 15	
	Other/Unknown HC = 0 FTE = 0	Other/Unknown HC = 0 FTE = 0	Other/Unknown HC = 0 FTE = 0	Other/Unknown HC = 0 FTE = 0	Other/Unknown HC = 0 FTE = 0	
	<u>Headcount</u> Male = 61.40% Female = 38.60% Oth/Unk = 0%	<u>Headcount</u> Male = 58.33% Female = 41.67% Oth/Unk = 0%	<u>Headcount</u> Male = 0% Female = 0% Oth/Unk = 0%	<u>Headcount</u> Male = 38.46% Female = 61.54% Oth/Unk = 0%	<u>Headcount</u> Male = 30.77% Female = 69.23% Oth/Unk = 0%	
	<u>FTE</u> Male = 64.91% Female = 35.09% Oth/Unk = 0%	<u>FTE</u> Male = 60% Female = 40% Oth/Unk = 0%	<u>FTE</u> Male = 0% Female = 0% Oth/Unk = 0%	<u>FTE</u> Male = 36% Female = 64% Oth/Unk = 0%	<u>FTE</u> Male = 31.82% Female = 68.18% Oth/Unk = 0%	

**Southend
GP Workforce Information
Male : Female Ratio**

November 2022

GP Roles in Southend Primary Care

Male : Female Ratio

	GP Partners	GP Regular Locums	GP Retainers	GP s in Training Grades	Salaried GPs	
	Male HC = 32 FTE = 33	Male HC = 10 FTE = 5	Male HC = 0 FTE = 0	Male HC = 10 FTE = 9	Male HC = 13 FTE = 10	
	Female HC = 15 FTE = 12	Female HC = 11 FTE = 4	Female HC = 1 FTE = 0	Female HC = 14 FTE = 11	Female HC = 23 FTE = 12	Key HC = Head Count FTE = Full-Time Equivalent
	Other/Unknown HC = 3 FTE = 3	Other/Unknown HC = 2 FTE = 1	Other/Unknown HC = 0 FTE = 0	Other/Unknown HC = 0 FTE = 0	Other/Unknown HC = 2 FTE = 1	
	Headcount Male = 64% Female = 30% Oth/Unk = 6%	Headcount Male = 43.48% Female = 47.82% Oth/Unk = 8.70%	Headcount Male = 0% Female = 100% Oth/Unk = 0%	Headcount Male = 41.67% Female = 58.33% Oth/Unk = 0%	Headcount Male = 34.21% Female = 60.53% Oth/Unk = 5.26%	
	FTE Male = 68.75% Female = 25% Oth/Unk = 6.25%	FTE Male = 50% Female = 40% Oth/Unk = 10%	FTE Male = 0% Female = 0% Oth/Unk = 0%	FTE Male = 45% Female = 55% Oth/Unk = 0%	FTE Male = 43.48% Female = 52.17% Oth/Unk = 4.35%	