

**Essex LMCs  
GP Practices  
Workforce Information  
November 2022**

# Index

3 - Essex Overall

11 - North East Essex

20 - West Essex

29 - Mid Essex

38 - Basildon & Brentwood

47 - Thurrock

56 - Castle Point & Rochford

65 - Southend

# Essex GP Practices Workforce Information

November 2022

# Summary

- This report presents data about GPs, Nurses, Direct Patient Care and Admin/Non-Clinical staff working in Primary Care in Essex
- It is a snapshot of the Essex Primary Care workforce for November 2022
- Full Time Equivalent (FTE) is a standardised measure, 1.0 FTE equates to full-time work of 37.5 hours per week
- Headcount is the number of people working in a role
- NHS Digital is the source of the information

# Essex Workforce Roles in Primary Care - Headcount



Doctors

GP Partners:  
**HC = 543**  
**FTE = 514**

GP Regular Locums:  
**HC = 87**  
**FTE = 41**

GP Retainers:  
**HC = 9**  
**FTE = 4**

GPs in Training Grades:  
**HC = 235**  
**FTE = 221**

Salaried GPs:  
**HC = 358**  
**FTE = 231**

**Key**  
 HC = Head Count  
 FTE = Full-Time Equivalent



Nurses

Advanced Nurse Practitioners:  
**HC = 196**  
**FTE = 152**

Extended Role Practice Nurses:  
**HC = 12**  
**FTE = 8**

Nurse Dispensers:  
**HC = 2**  
**FTE = 2**

Nurse Specialists:  
**HC = 12**  
**FTE = 8**

Nursing Partners:  
**HC = 1**  
**FTE = 1**

Other Nurses:  
**HC = 7**  
**FTE = 5**

Practice Nurses:  
**HC = 490**  
**FTE = 320**

Trainee Nurses:  
**HC = 7**  
**FTE = 5**



Direct Patient Care

Advanced Paramedic Practitioners:  
**HC = 7**  
**FTE = 6**

Advanced Pharmacist Practitioners:  
**HC = 10**  
**FTE = 8**

Advanced Physiotherapist Practitioners:  
**HC = 2**  
**FTE = 1**

Apprentices:  
**HC = 1**  
**FTE = 1**

Dispensers:  
**HC = 143**  
**FTE = 102**

Health Support Workers:  
**HC = 5**  
**FTE = 5**

Health Care Assistants:  
**HC = 283**  
**FTE = 193**

Nursing Associates:  
**HC = 7**  
**FTE = 5**

Other Direct Patient Care:  
**HC = 17**  
**FTE = 10**

Paramedics:  
**HC = 35**  
**FTE = 31**

Pharmacists:  
**HC = 64**  
**FTE = 43**

Pharmacy Technicians:  
**HC = 5**  
**FTE = 3**

Phlebotomists:  
**HC = 29**  
**FTE = 18**

Physician Associates:  
**HC = 19**  
**FTE = 17**

Physiotherapists:  
**HC = 2**  
**FTE = 2**

Social Prescribing Link Workers:  
**HC = 2**  
**FTE = 1**

Therapists:  
**HC = 1**  
**FTE = 0**



Administration

Apprentices:  
**HC = 16**  
**FTE = 14**

Estates & Ancillary:  
**HC = 26**  
**FTE = 11**

Management Partners:  
**HC = 9**  
**FTE = 9**

Managers:  
**HC = 324**  
**FTE = 289**

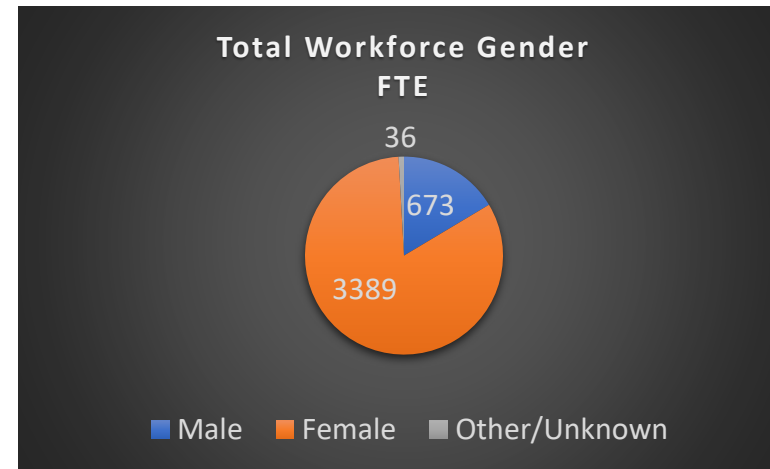
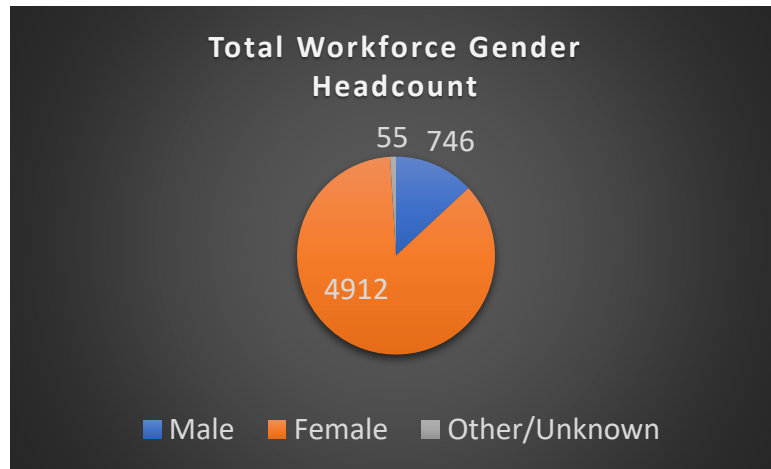
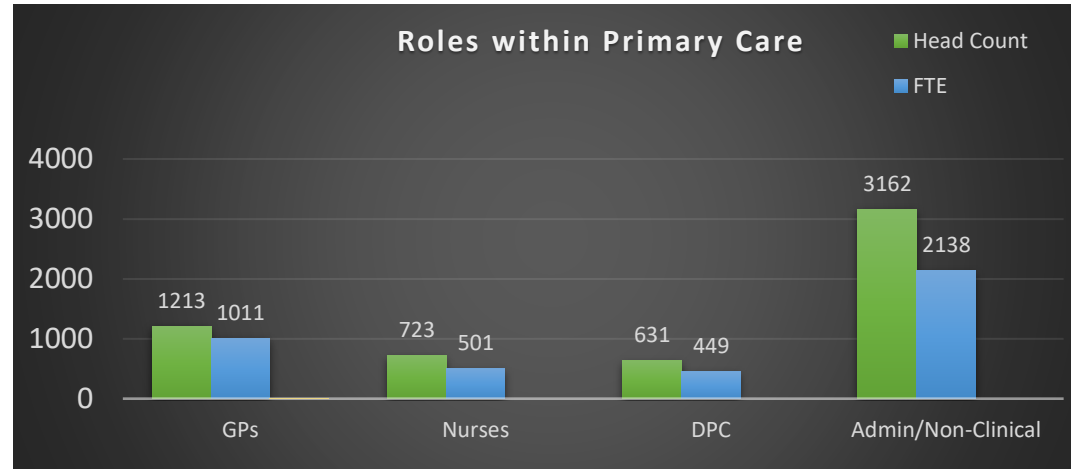
Medical Secretaries:  
**HC = 317**  
**FTE = 217**

Other Admin/Non-clinical:  
**HC = 678**  
**FTE = 456**

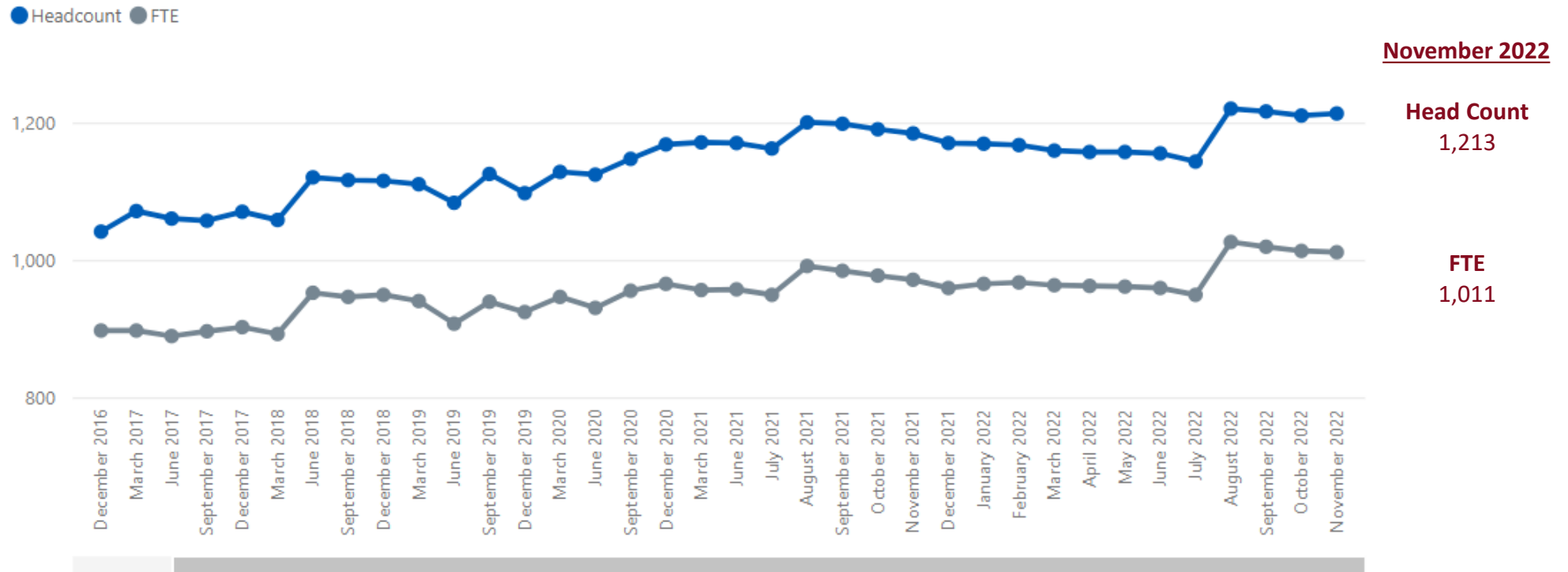
Receptionists:  
**HC = 1794**  
**FTE = 1135**

Telephonists:  
**HC = 11**  
**FTE = 7**

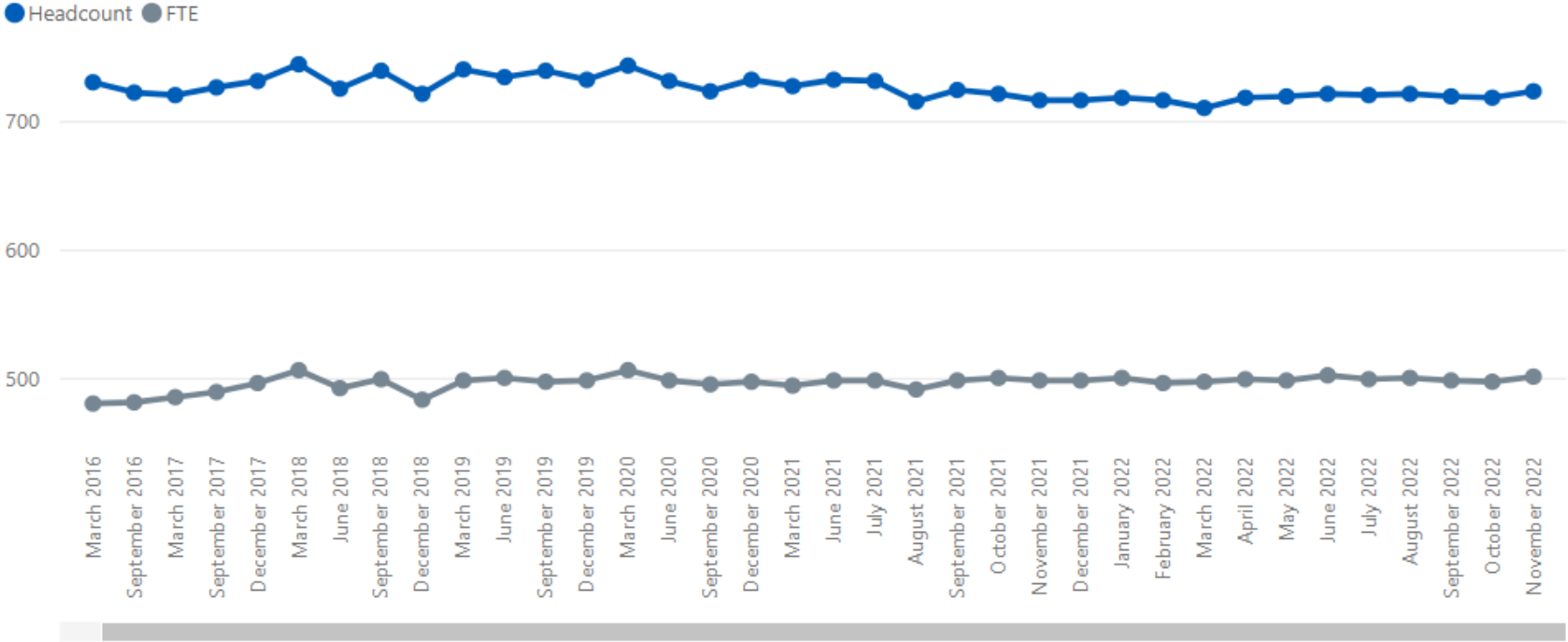
# Essex Demographics – Headcount and FTE



# Essex GP Trends – Headcount and FTE



# Nurses Trends – Headcount and FTE



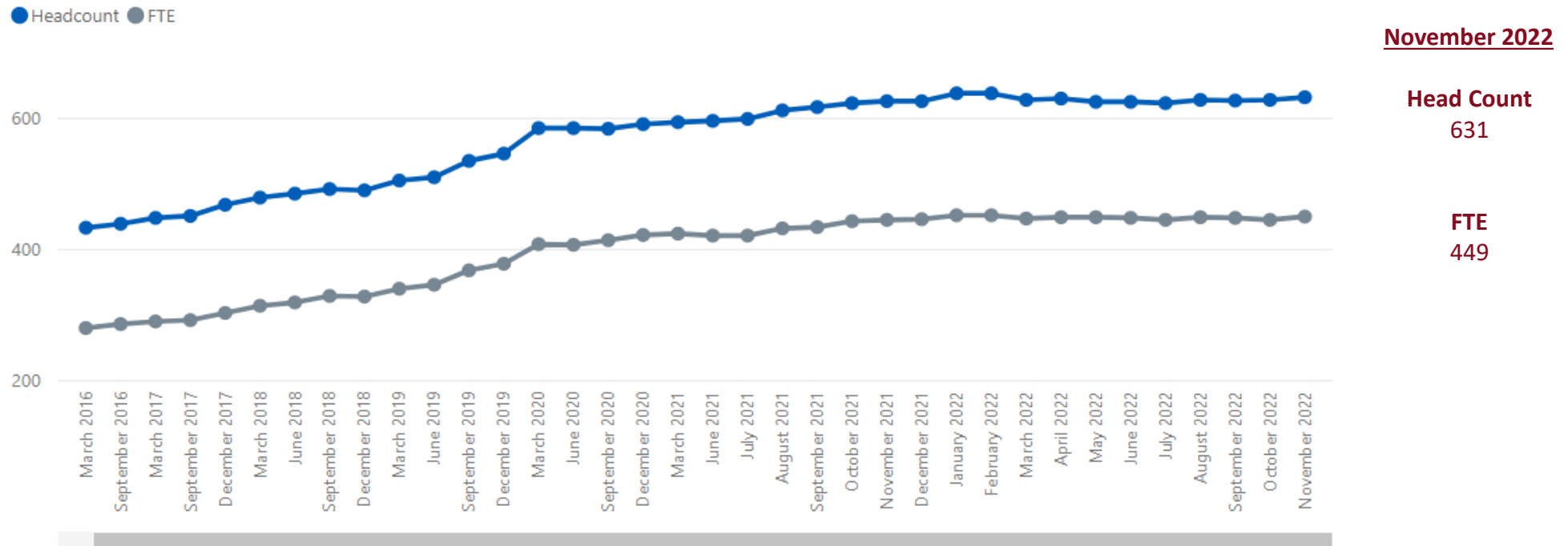
**November 2022**

**Head Count**  
723

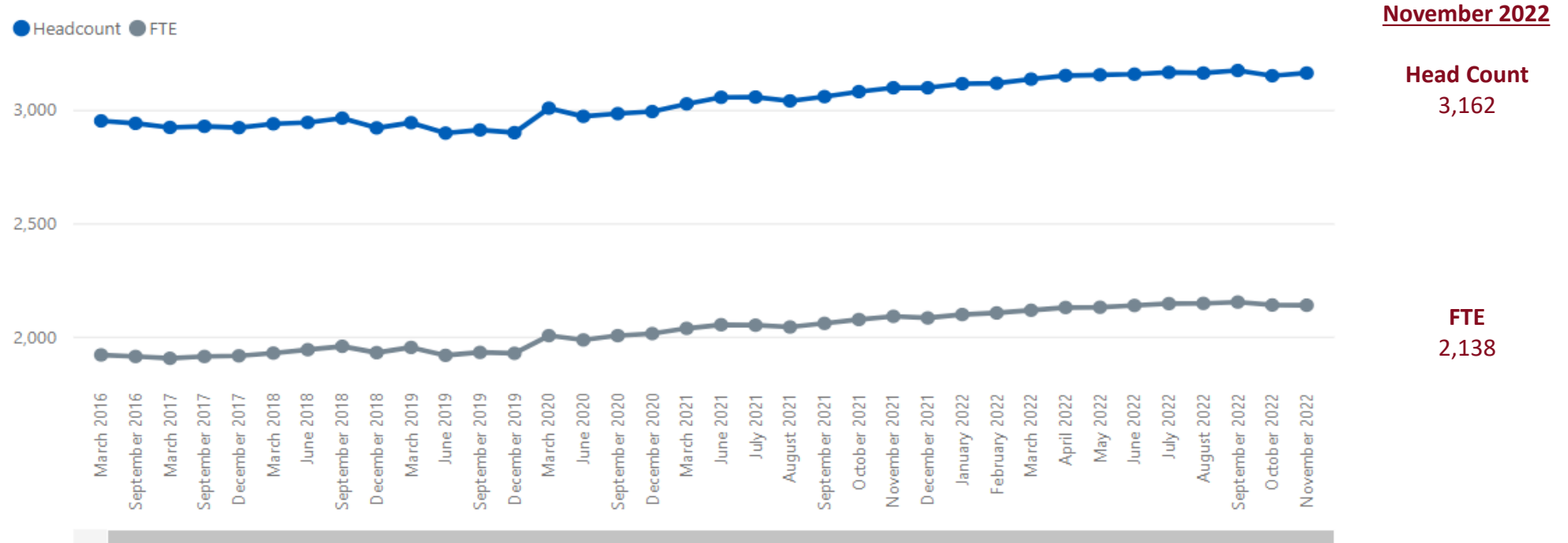
**FTE**  
501



# Direct Patient Care Trends – Headcount and FTE



# Administration/Non-Clinical Trends – Headcount and FTE



# North East Essex GP Practices Workforce Information

November 2022

# Summary

- This report presents data about GPs, Nurses, Direct Patient Care and Admin/Non-Clinical staff working in Primary Care in North East Essex
- It is a snapshot of the North East Essex Primary Care workforce for November 2022
- Full Time Equivalent (FTE) is a standardised measure, 1.0 FTE equates to full-time work of 37.5 hours per week
- Headcount is the number of people working in a role
- NHS Digital is the source of the information

# North East Essex Workforce Roles in Primary Care - Headcount



GP Partners:  
**HC = 97**  
**FTE = 93**

GP Regular Locums:  
**HC = 3**  
**FTE = 1**

GP Retainers:  
**HC = 3**  
**FTE = 1**

GPs in Training Grades:  
**HC = 31**  
**FTE = 29**

Salaried GPs:  
**HC = 72**  
**FTE = 49**

**Key**  
HC = Head Count  
FTE = Full-Time Equivalent



Advanced Nurse Practitioners:  
**HC = 68**  
**FTE = 54**

Extended Role Practice Nurses:  
**HC = 5**  
**FTE = 3**

Nurse Dispensers:  
**HC = 0**  
**FTE = 0**

Nurse Specialists:  
**HC = 7**  
**FTE = 5**

Nursing Partners:  
**HC = 0**  
**FTE = 0**

Other Nurses:  
**HC = 3**  
**FTE = 2**

Practice Nurses:  
**HC = 97**  
**FTE = 74**

Trainee Nurses:  
**HC = 3**  
**FTE = 3**



Advanced Paramedic Practitioners:  
**HC = 2**  
**FTE = 2**

Advanced Pharmacist Practitioners:  
**HC = 0**  
**FTE = 0**

Advanced Physiotherapist Practitioners:  
**HC = 1**  
**FTE = 0**

Apprentices:  
**HC = 0**  
**FTE = 0**

Dispensers:  
**HC = 17**  
**FTE = 11**

Health Support Workers:  
**HC = 2**  
**FTE = 2**

Health Care Assistants:  
**HC = 74**  
**FTE = 54**

Nursing Associates:  
**HC = 3**  
**FTE = 2**

Other Direct Patient Care:  
**HC = 3**  
**FTE = 2**

Paramedics:  
**HC = 14**  
**FTE = 13**

Pharmacists:  
**HC = 10**  
**FTE = 8**

Pharmacy Technicians:  
**HC = 3**  
**FTE = 2**

Phlebotomists:  
**HC = 13**  
**FTE = 9**

Physician Associates:  
**HC = 2**  
**FTE = 2**

Physiotherapists:  
**HC = 0**  
**FTE = 0**

Social Prescribing Link Workers:  
**HC = 0**  
**FTE = 0**

Therapists:  
**HC = 0**  
**FTE = 0**



Apprentices:  
**HC = 6**  
**FTE = 6**

Estates & Ancillary:  
**HC = 5**  
**FTE = 2**

Management Partners:  
**HC = 0**  
**FTE = 0**

Managers:  
**HC = 74**  
**FTE = 67**

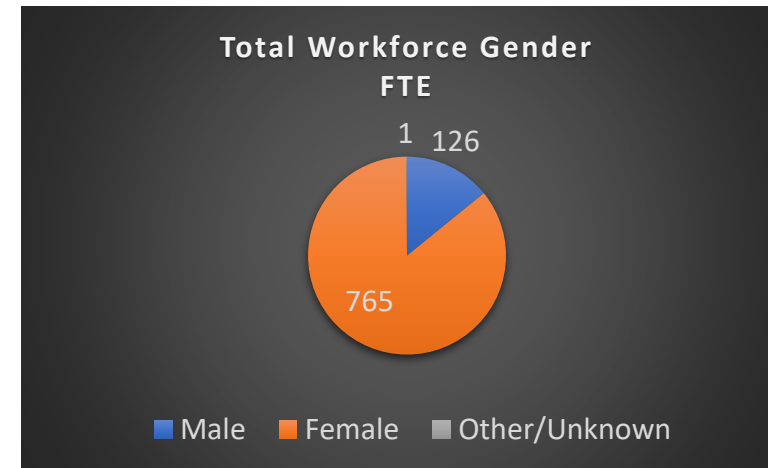
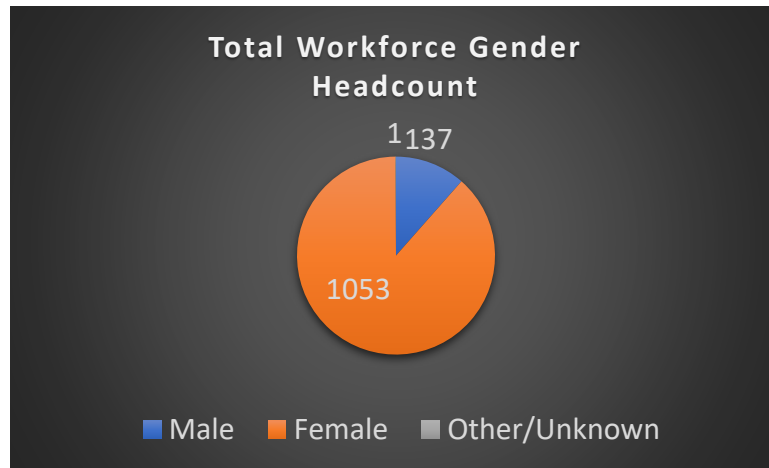
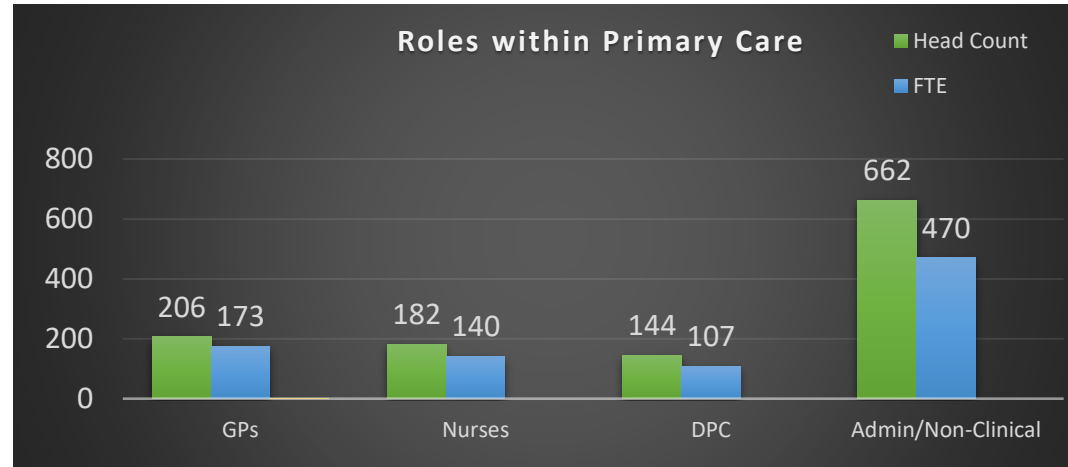
Medical Secretaries:  
**HC = 63**  
**FTE = 46**

Other Admin/Non-clinical:  
**HC = 175**  
**FTE = 115**

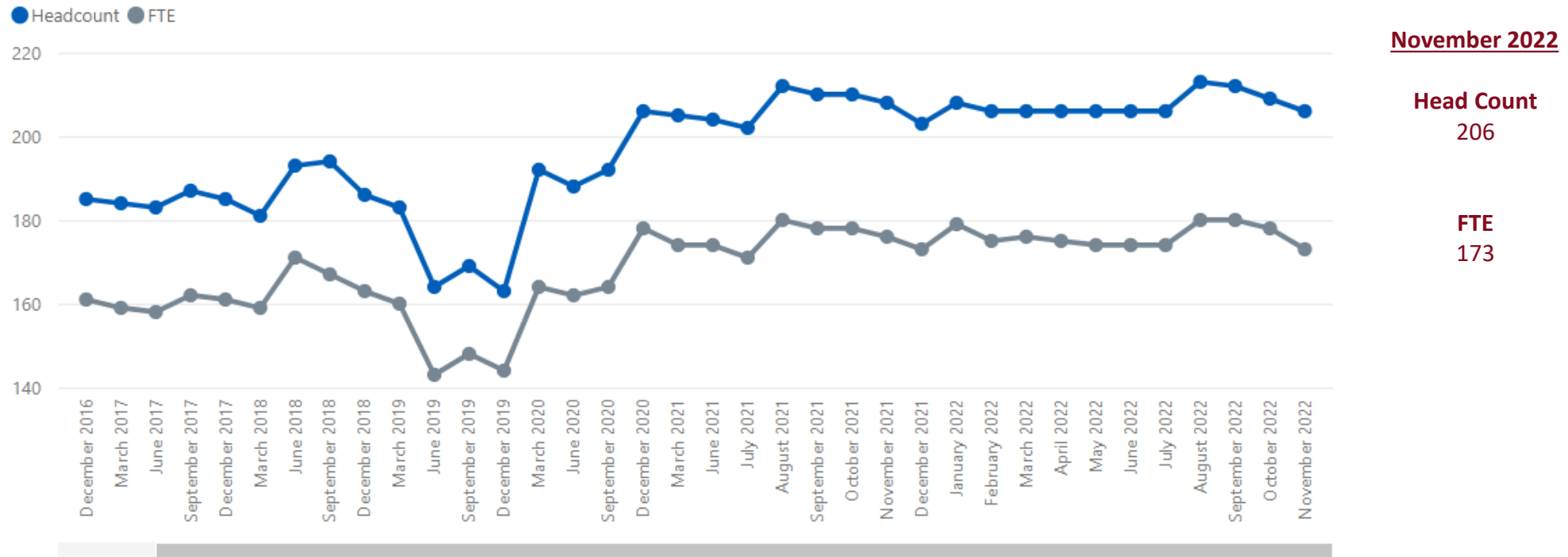
Receptionists:  
**HC = 334**  
**FTE = 230**

Telephonists:  
**HC = 6**  
**FTE = 4**

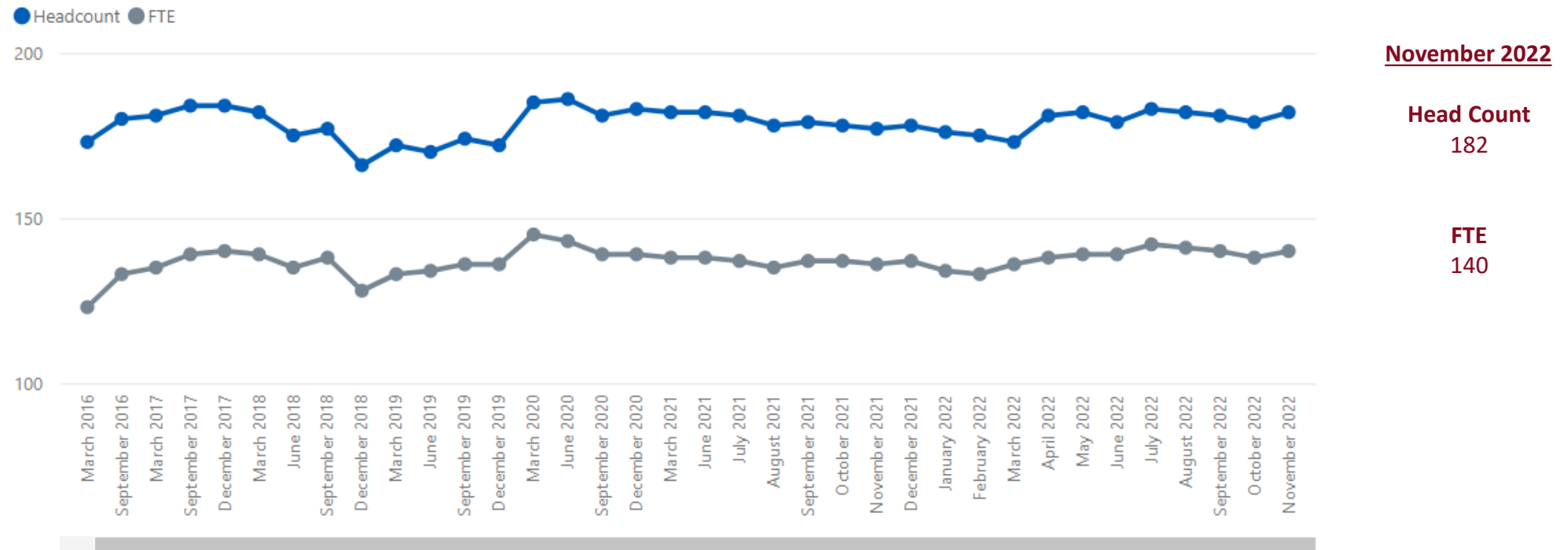
# North East Essex Demographics – Headcount and FTE



# North East Essex GP Trends – Headcount and FTE

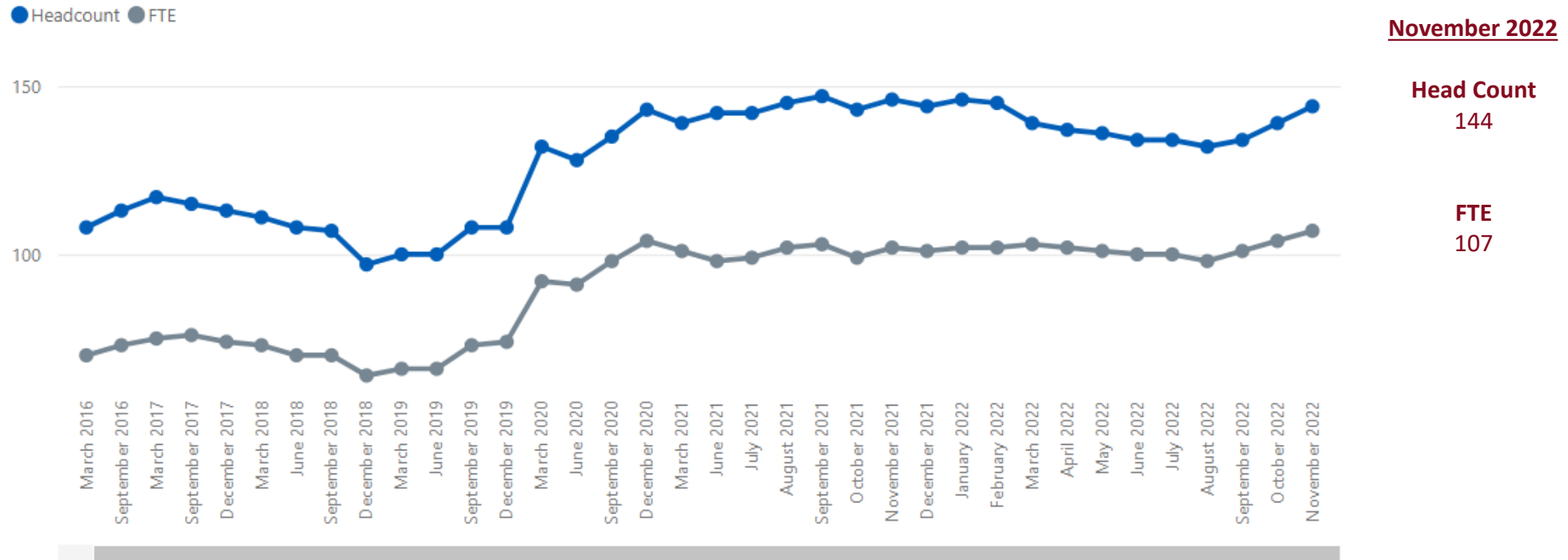


# North East Essex Nurses Trends – Headcount and FTE

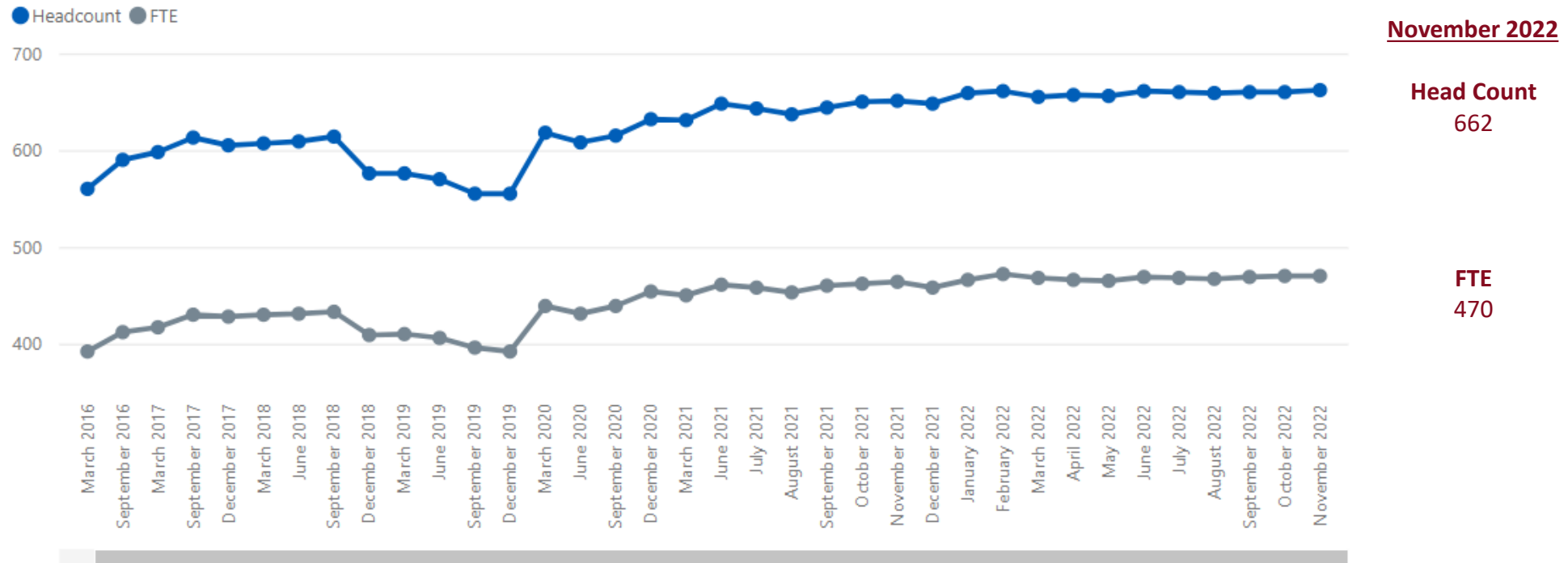




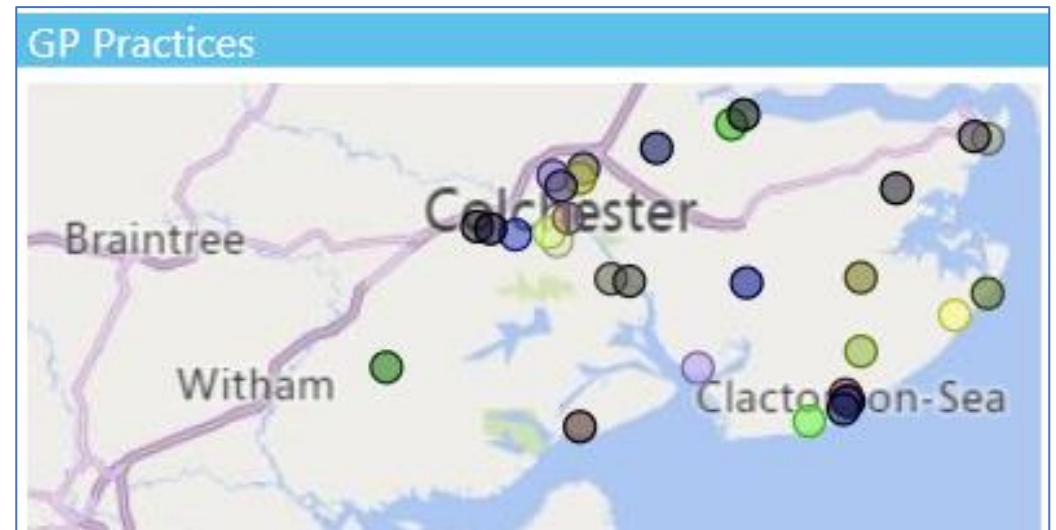
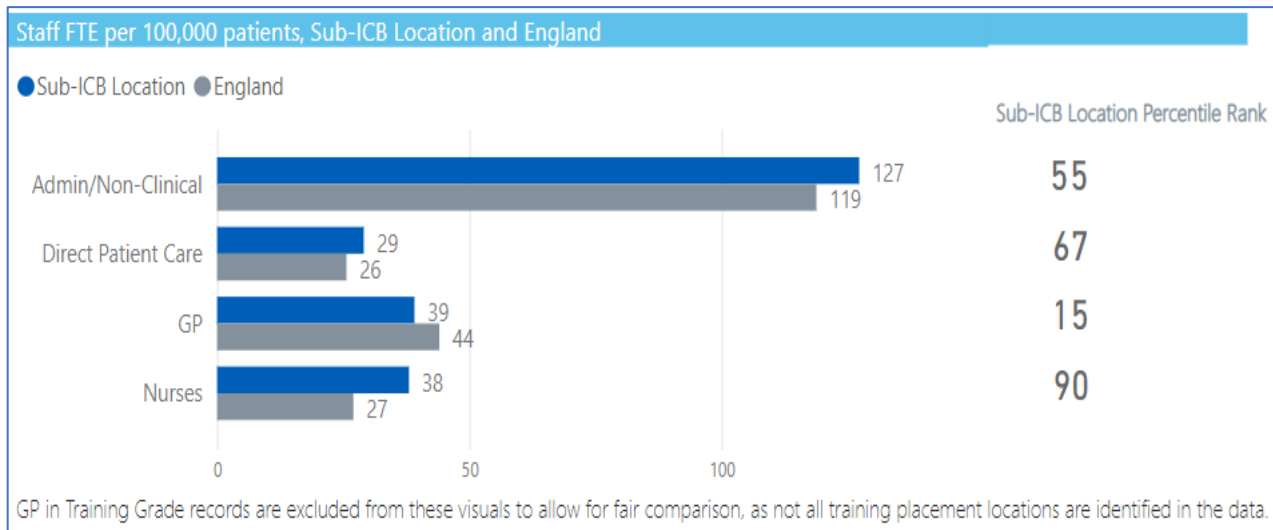
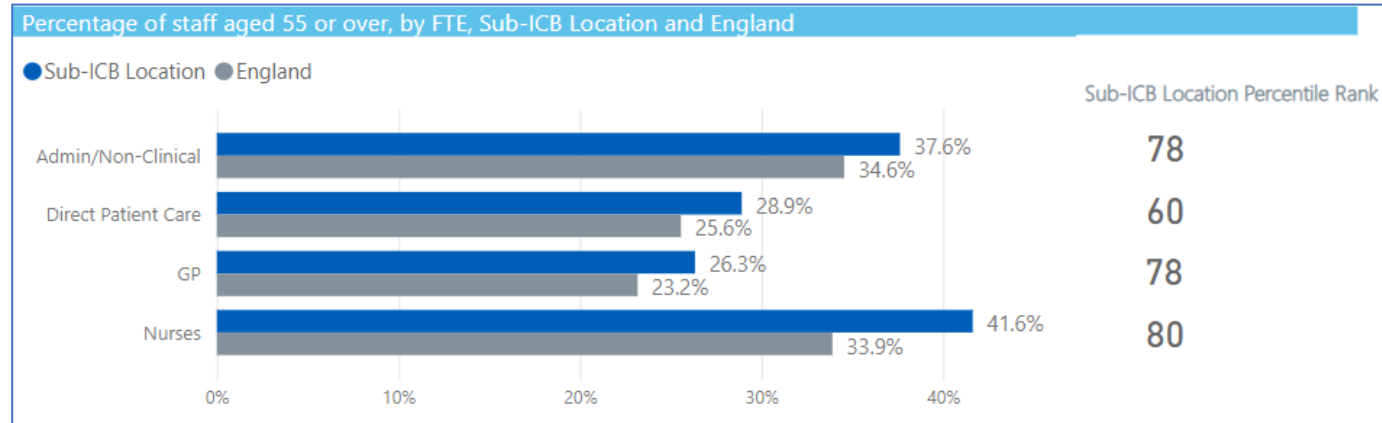
# North East Essex Direct Patient Care Trends – Headcount and FTE



# North East Essex Administration/Non-Clinical Trends – Headcount and FTE



# North East Essex Selected Local Information



# West Essex GP Practices Workforce Information

November 2022

# Summary

- This report presents data about GPs, Nurses, Direct Patient Care and Admin/Non-Clinical staff working in Primary Care in West Essex
- It is a snapshot of the West Essex Primary Care workforce for November 2022
- Full Time Equivalent (FTE) is a standardised measure, 1.0 FTE equates to full-time work of 37.5 hours per week
- Headcount is the number of people working in a role
- NHS Digital is the source of the information

# West Essex Workforce Roles in Primary Care - Headcount



Doctors

GP Partners: <b>HC = 89</b> <b>FTE = 78</b>	GP Regular Locums: <b>HC = 14</b> <b>FTE = 7</b>	GP Retainers: <b>HC = 3</b> <b>FTE = 1</b>	GPs in Training Grades: <b>HC = 68</b> <b>FTE = 64</b>	Salaried GPs: <b>HC = 79</b> <b>FTE = 46</b>
---	--	--	--	--

**Key**  
HC = Head Count  
FTE = Full-Time Equivalent



Nurses

Advanced Nurse Practitioners: <b>HC = 27</b> <b>FTE = 21</b>	Extended Role Practice Nurses: <b>HC = 0</b> <b>FTE = 0</b>	Nurse Dispensers: <b>HC = 0</b> <b>FTE = 0</b>	Nurse Specialists: <b>HC = 1</b> <b>FTE = 0</b>	Nursing Partners: <b>HC = 1</b> <b>FTE = 1</b>	Other Nurses: <b>HC = 0</b> <b>FTE = 0</b>	Practice Nurses: <b>HC = 69</b> <b>FTE = 48</b>	Trainee Nurses: <b>HC = 1</b> <b>FTE = 1</b>
--	---	--	---	--	--	---	--



Direct Patient Care

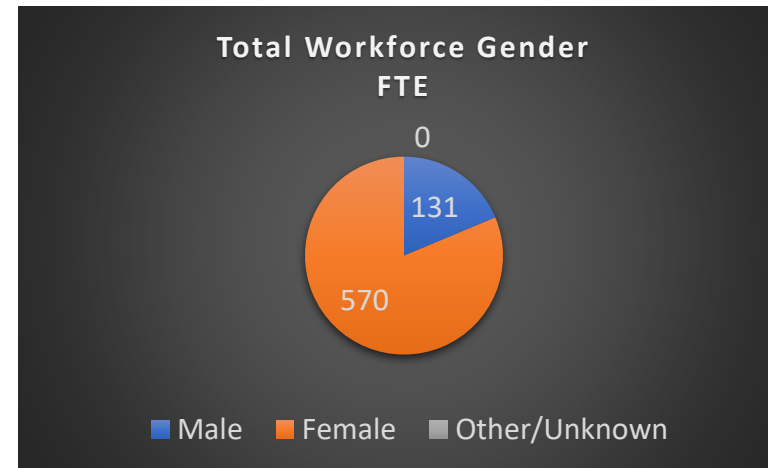
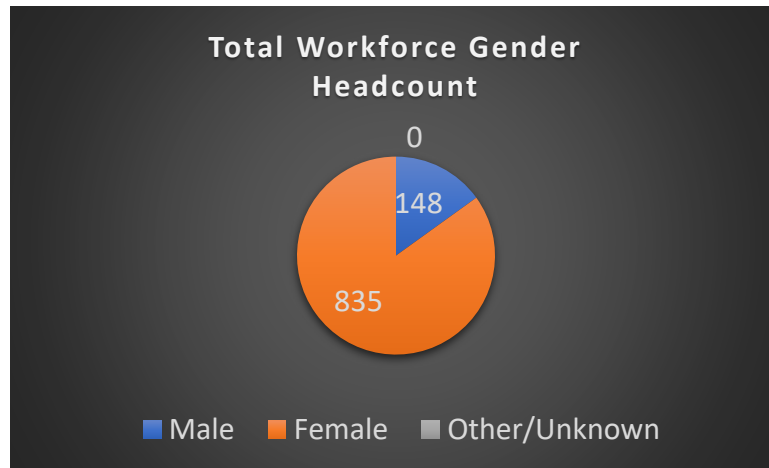
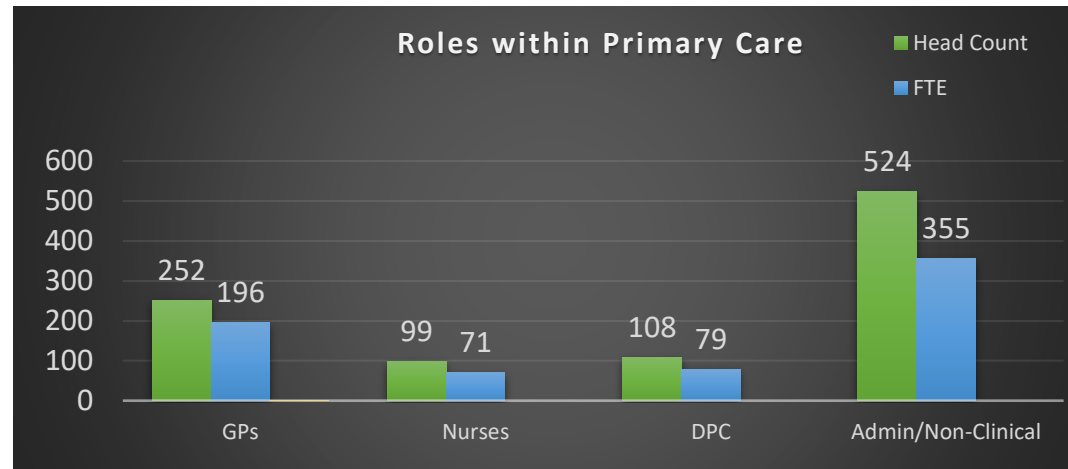
Advanced Paramedic Practitioners: <b>HC = 0</b> <b>FTE = 0</b>	Advanced Pharmacist Practitioners: <b>HC = 1</b> <b>FTE = 1</b>	Advanced Physiotherapist Practitioners: <b>HC = 0</b> <b>FTE = 0</b>	Apprentices: <b>HC = 0</b> <b>FTE = 0</b>	Dispensers: <b>HC = 33</b> <b>FTE = 25</b>	Health Support Workers: <b>HC = 3</b> <b>FTE = 3</b>	Health Care Assistants: <b>HC = 54</b> <b>FTE = 37</b>
Nursing Associates: <b>HC = 0</b> <b>FTE = 0</b>	Other Direct Patient Care: <b>HC = 1</b> <b>FTE = 1</b>	Paramedics: <b>HC = 4</b> <b>FTE = 4</b>	Pharmacists: <b>HC = 8</b> <b>FTE = 5</b>	Pharmacy Technicians: <b>HC = 0</b> <b>FTE = 0</b>	Phlebotomists: <b>HC = 1</b> <b>FTE = 1</b>	Physician Associates: <b>HC = 2</b> <b>FTE = 2</b>
Physiotherapists: <b>HC = 0</b> <b>FTE = 0</b>	Social Prescribing Link Workers: <b>HC = 1</b> <b>FTE = 1</b>	Therapists: <b>HC = 0</b> <b>FTE = 0</b>				



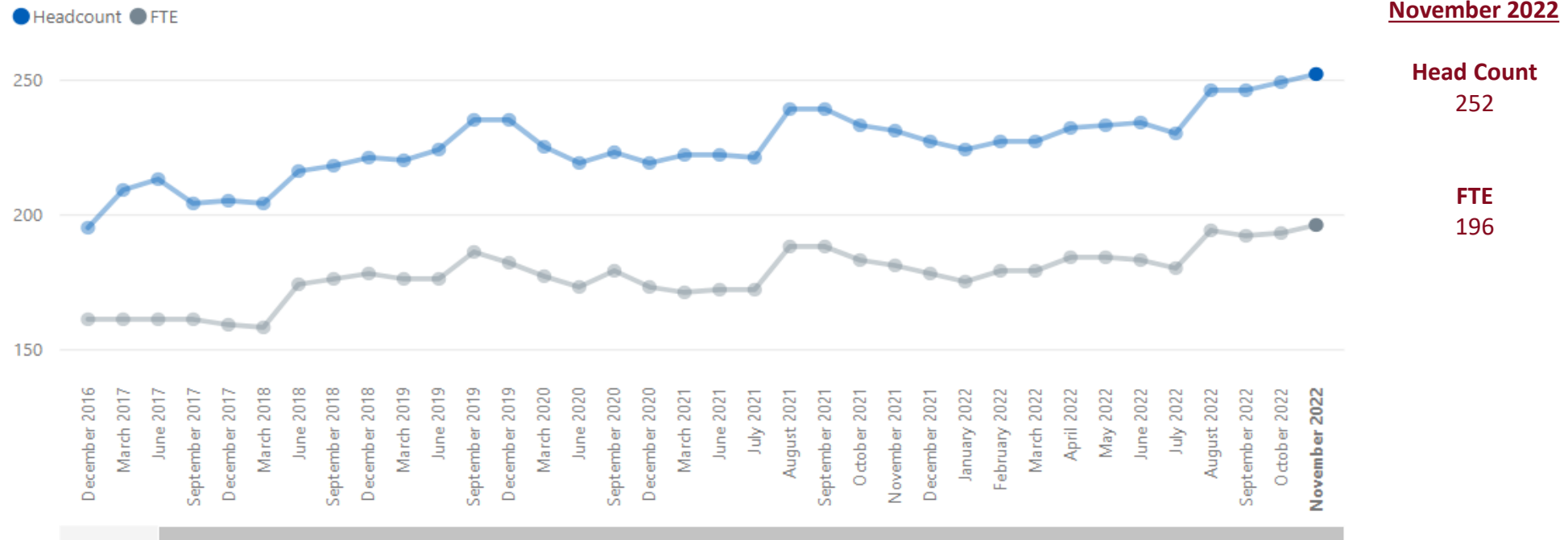
Administration

Apprentices: <b>HC = 0</b> <b>FTE = 0</b>	Estates & Ancillary: <b>HC = 2</b> <b>FTE = 1</b>	Management Partners: <b>HC = 1</b> <b>FTE = 1</b>	Managers: <b>HC = 55</b> <b>FTE = 47</b>	Medical Secretaries: <b>HC = 53</b> <b>FTE = 36</b>	Other Admin/Non-clinical: <b>HC = 121</b> <b>FTE = 86</b>	Receptionists: <b>HC = 292</b> <b>FTE = 184</b>	Telephonists: <b>HC = 1</b> <b>FTE = 1</b>
---	---	---	--	---	---	---	--

# West Essex Demographics – Headcount and FTE

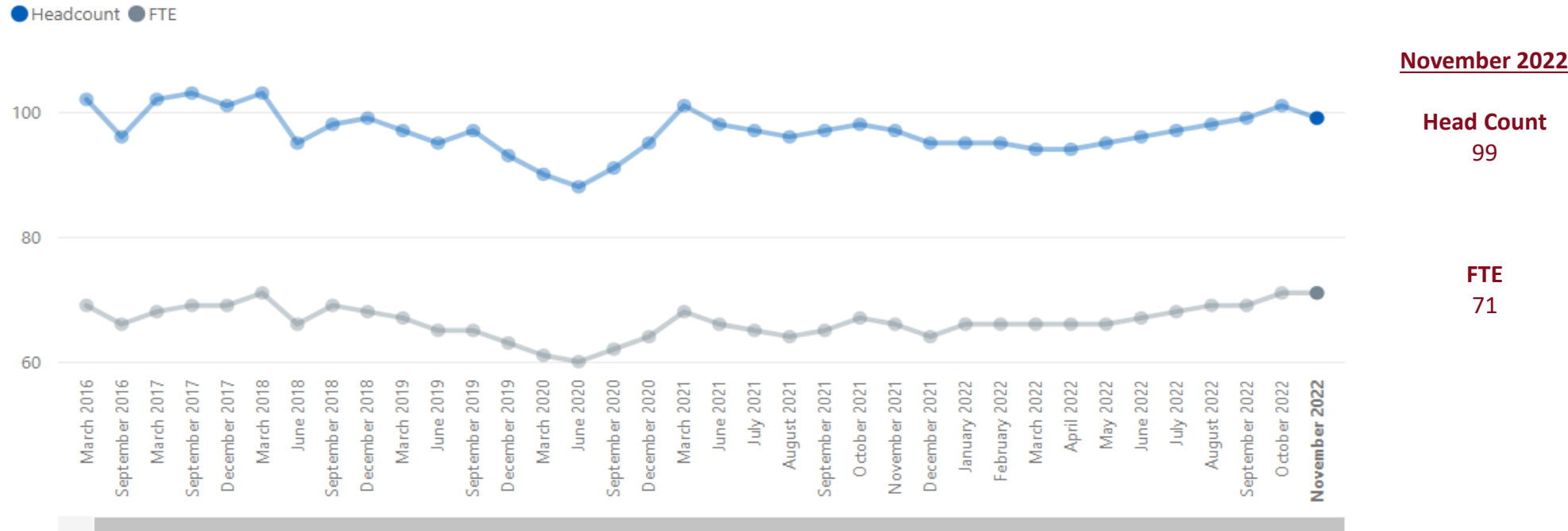


# West Essex GP Trends – Headcount and FTE

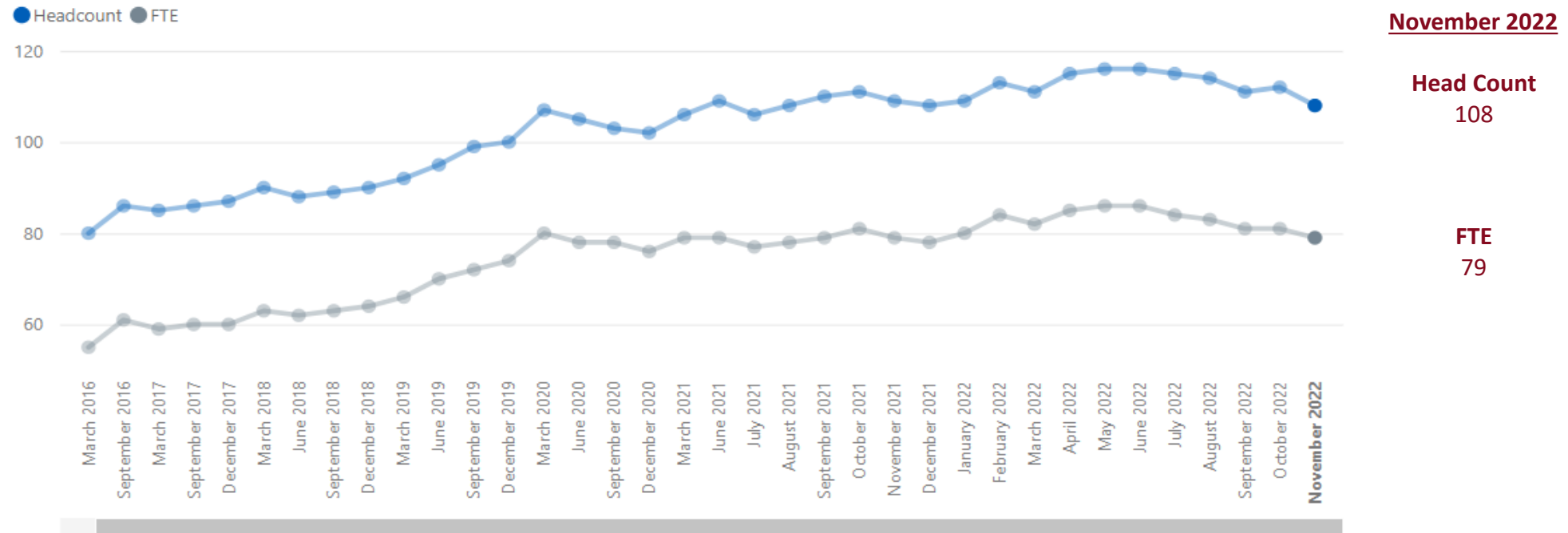




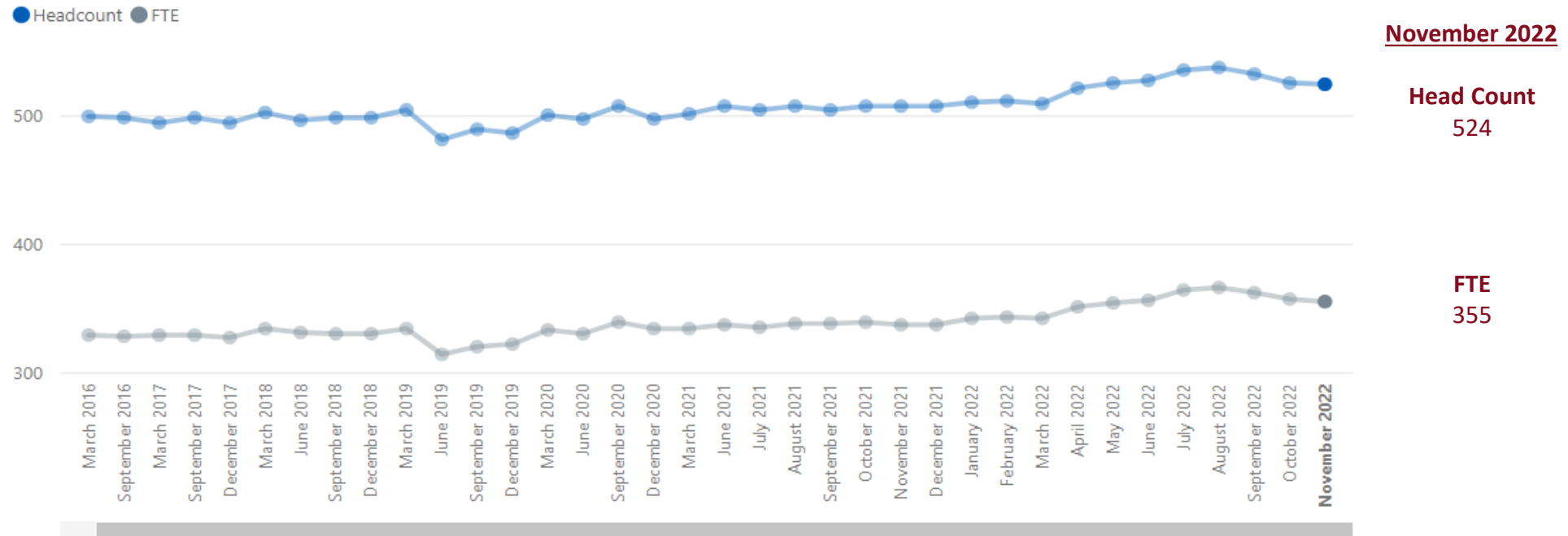
# West Essex Nurses Trends – Headcount and FTE



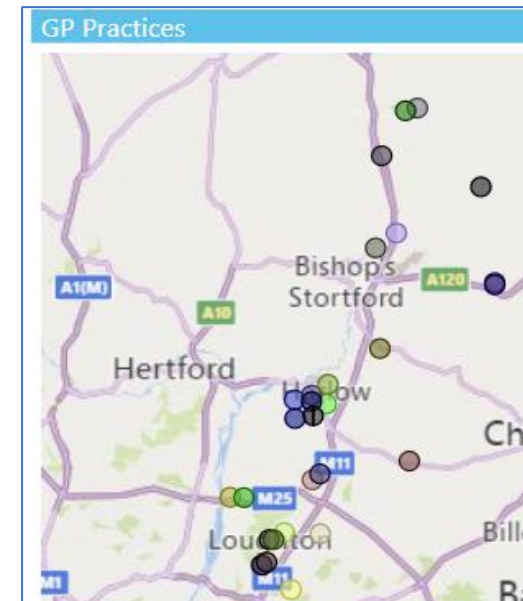
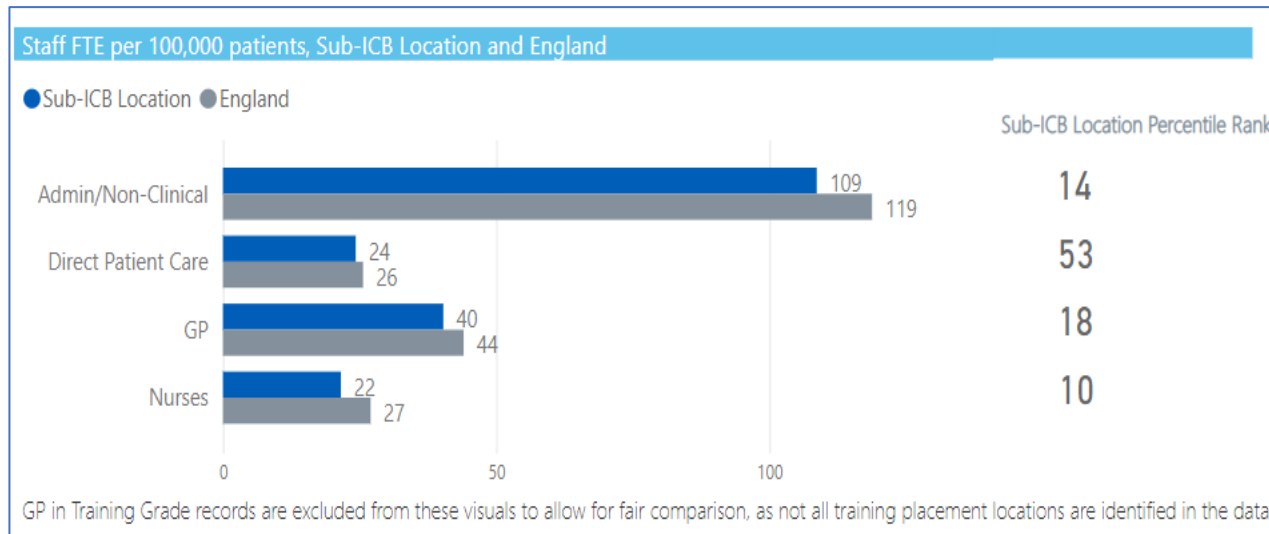
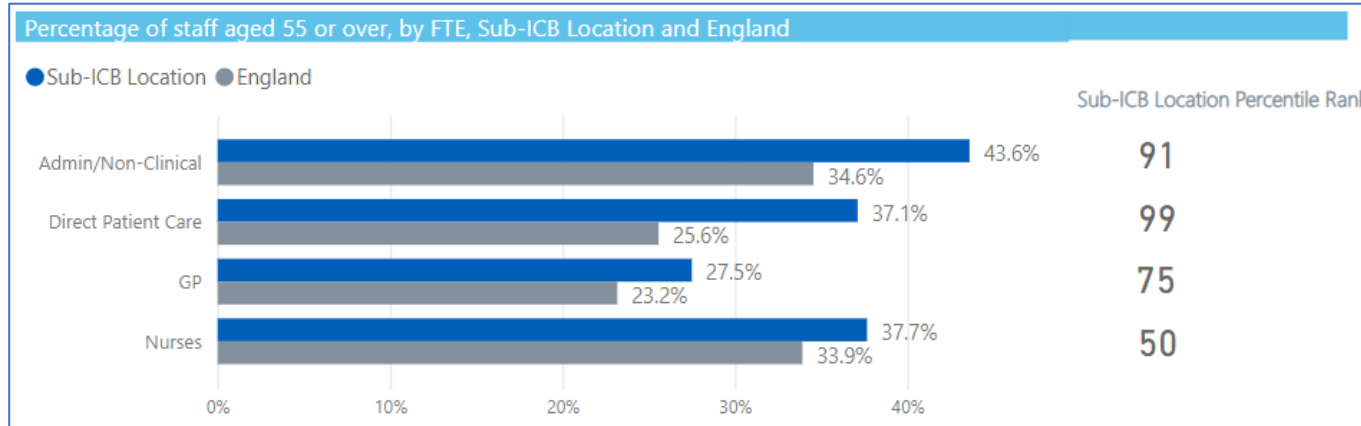
# West Essex Direct Patient Care Trends – Headcount and FTE



# West Essex Administration/Non-Clinical Trends – Headcount and FTE



# West Essex Selected Local Information



# Mid Essex GP Practices Workforce Information

November 2022

# Summary

- This report presents data about GPs, Nurses, Direct Patient Care and Admin/Non-Clinical staff working in Primary Care in Mid Essex
- It is a snapshot of the Mid Essex Primary Care workforce for November 2022
- Full Time Equivalent (FTE) is a standardised measure, 1.0 FTE equates to full-time work of 37.5 hours per week
- Headcount is the number of people working in a role
- NHS Digital is the source of the information

# Mid Essex Workforce Roles in Primary Care - Headcount



GP Partners: HC = 117 FTE = 116	GP Regular Locums: HC = 5 FTE = 3	GP Retainers: HC = 1 FTE = 0	GPs in Training Grades: HC = 51 FTE = 50	Salaried GPs: HC = 86 FTE = 53
---------------------------------------	---	------------------------------------	--	--------------------------------------

**Key**  
HC = Head Count  
FTE = Full-Time Equivalent



Advanced Nurse Practitioners: HC = 41 FTE = 31	Extended Role Practice Nurses: HC = 2 FTE = 2	Nurse Dispensers: HC = 1 FTE = 1	Nurse Specialists: HC = 1 FTE = 1	Nursing Partners: HC = 0 FTE = 0	Other Nurses: HC = 2 FTE = 1	Practice Nurses: HC = 118 FTE = 73	Trainee Nurses: HC = 0 FTE = 0
--	---	--	---	--	------------------------------------	--	--------------------------------------

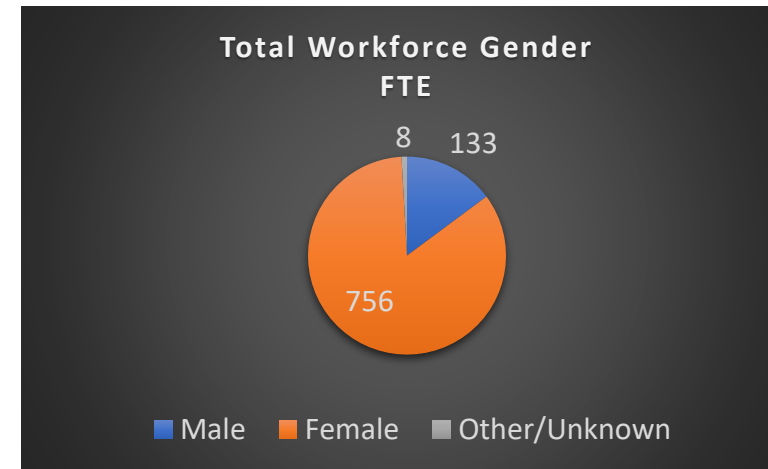
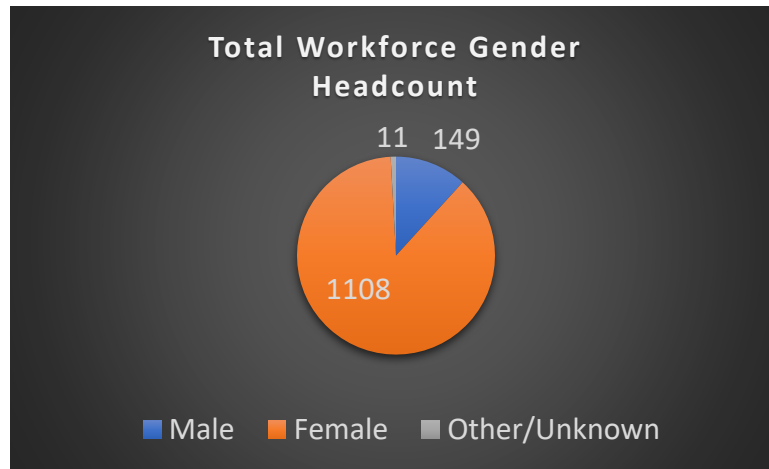
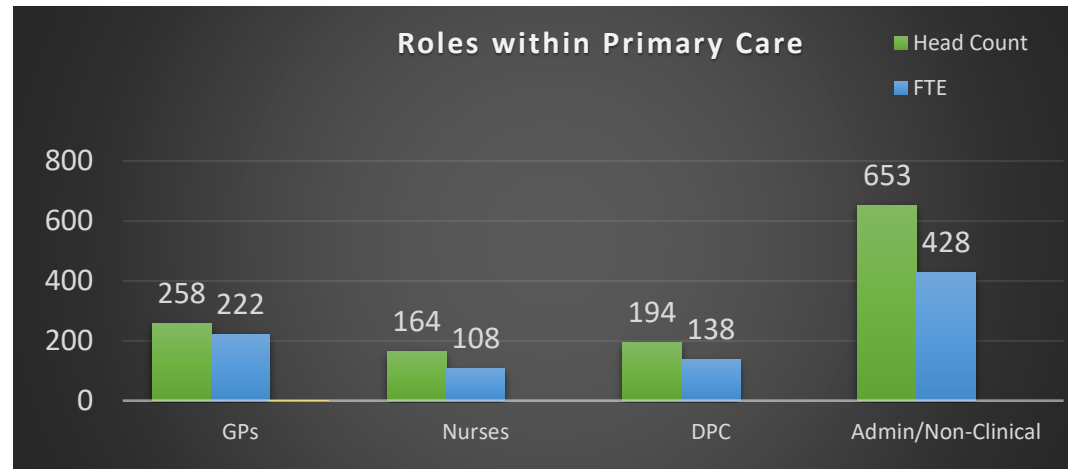


Advanced Paramedic Practitioners: HC = 4 FTE = 4	Advanced Pharmacist Practitioners: HC = 6 FTE = 5	Advanced Physiotherapist Practitioners: HC = 1 FTE = 1	Apprentices: HC = 0 FTE = 0	Dispensers: HC = 80 FTE = 57	Health Support Workers: HC = 0 FTE = 0	Health Care Assistants: HC = 58 FTE = 39
Nursing Associates: HC = 0 FTE = 0	Other Direct Patient Care: HC = 6 FTE = 3	Paramedics: HC = 12 FTE = 10	Pharmacists: HC = 18 FTE = 12	Pharmacy Technicians: HC = 2 FTE = 1	Phlebotomists: HC = 3 FTE = 2	Physician Associates: HC = 2 FTE = 2
Physiotherapists: HC = 1 FTE = 1	Social Prescribing Link Workers: HC = 1 FTE = 0	Therapists: HC = 0 FTE = 0				



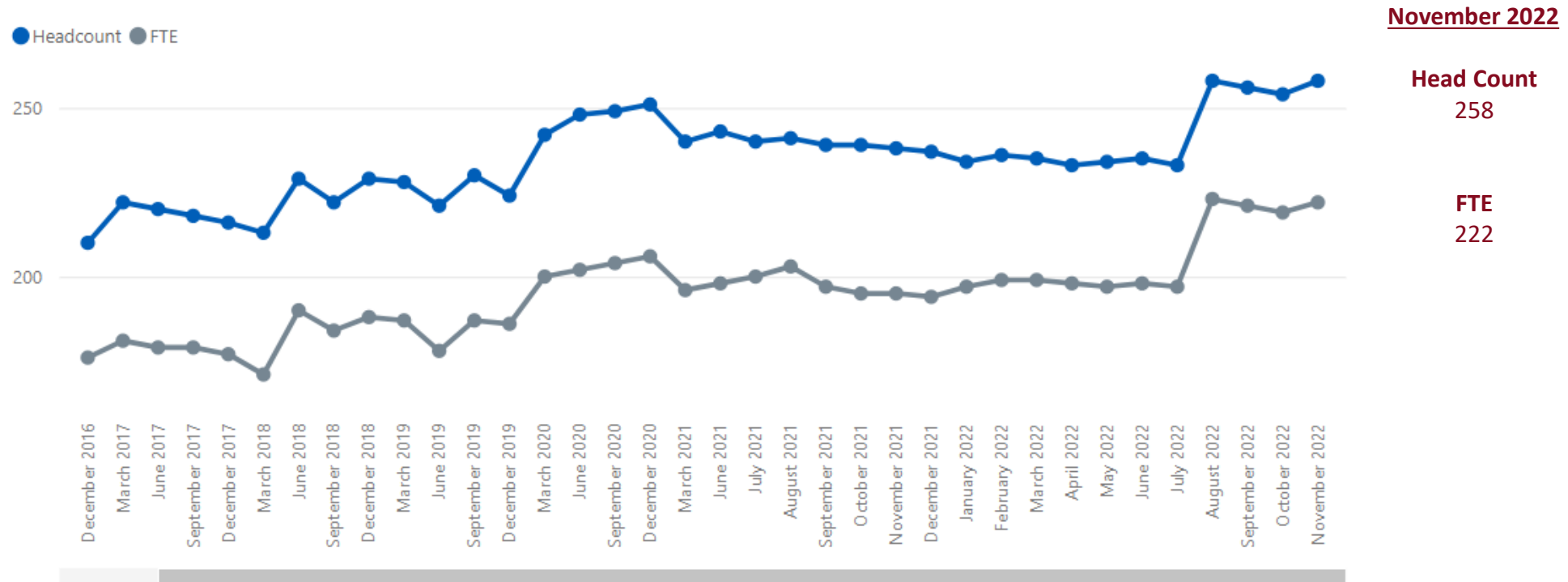
Apprentices: HC = 2 FTE = 2	Estates & Ancillary: HC = 8 FTE = 2	Management Partners: HC = 2 FTE = 2	Managers: HC = 65 FTE = 59	Medical Secretaries: HC = 85 FTE = 54	Other Admin/Non-clinical: HC = 180 FTE = 119	Receptionists: HC = 314 FTE = 190	Telephonists: HC = 1 FTE = 1
-----------------------------------	---	---	----------------------------------	---	--	---	------------------------------------

# Mid Essex Demographics – Headcount and FTE

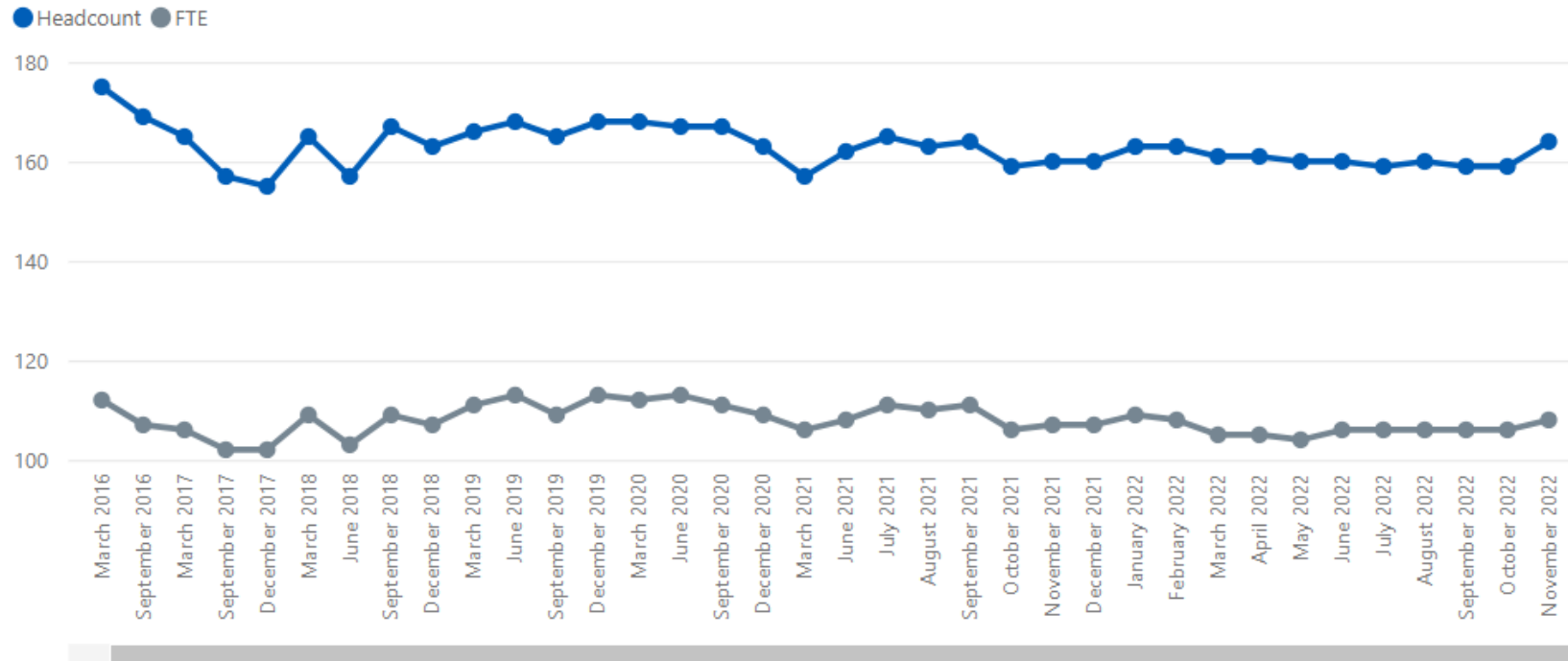




# Mid Essex GP Trends – Headcount and FTE



# Mid Essex Nurses Trends – Headcount and FTE

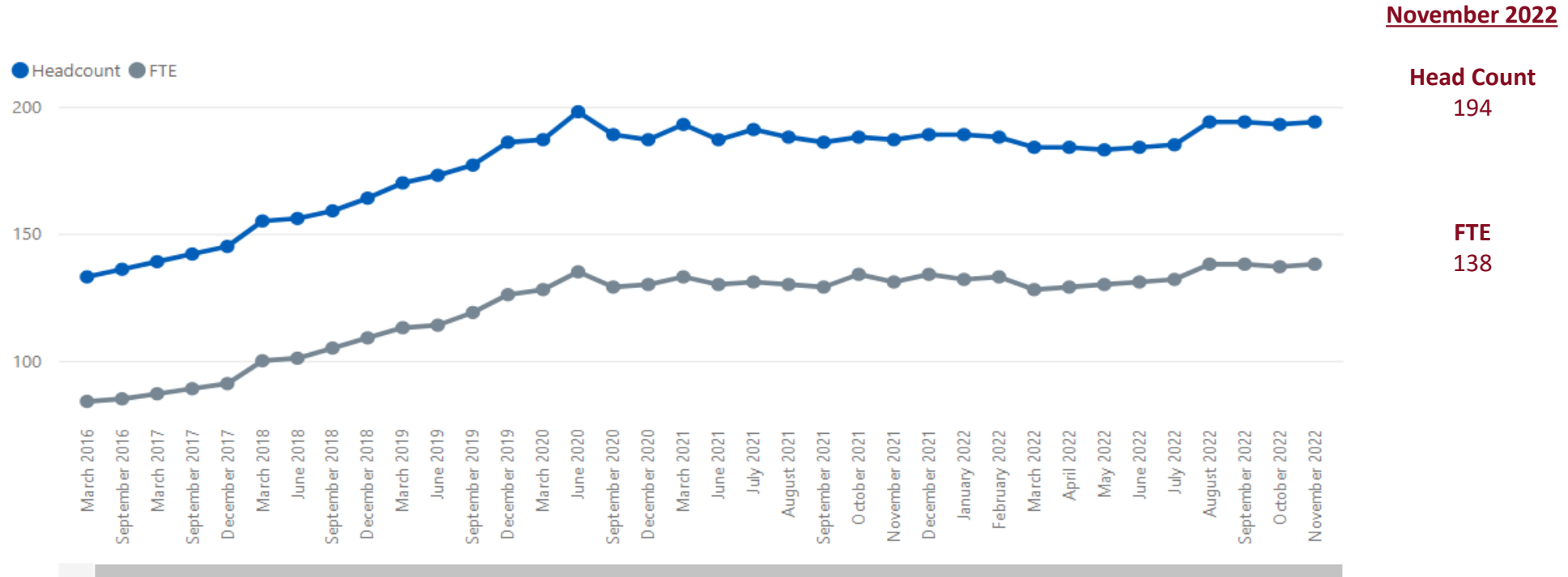


**November 2022**

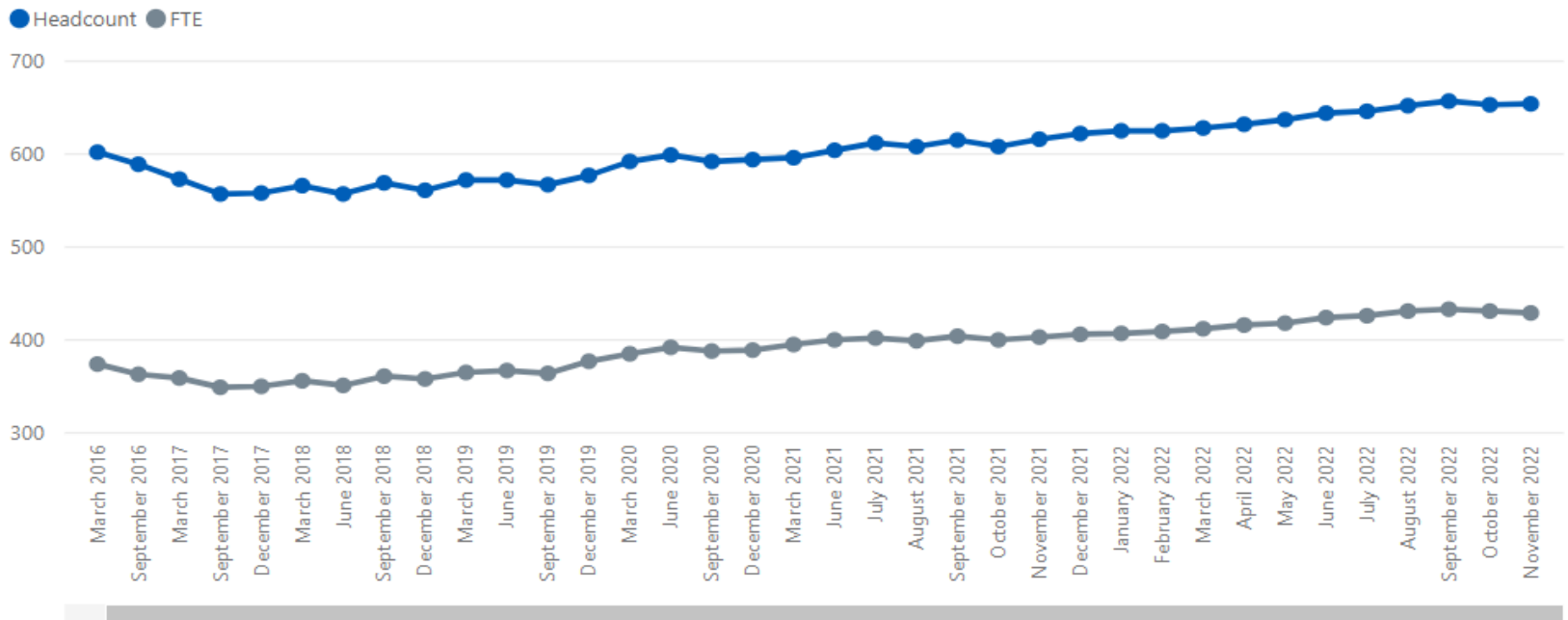
**Head Count**  
164

**FTE**  
108

# Mid Essex Direct Patient Care Trends – Headcount and FTE



# Mid Essex Administration/Non-Clinical Trends – Headcount and FTE

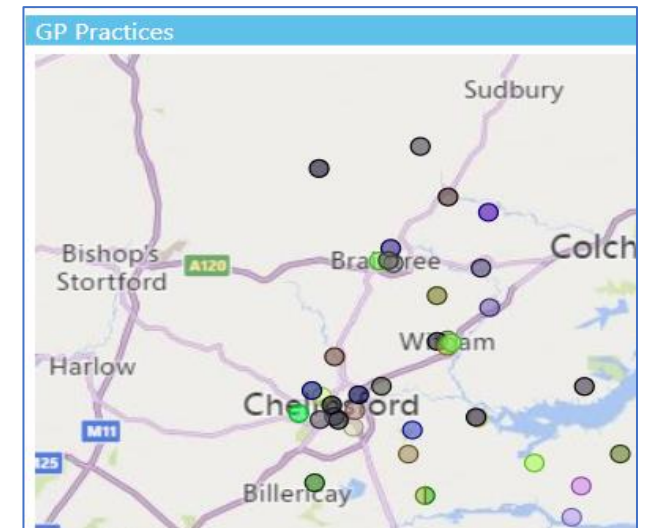
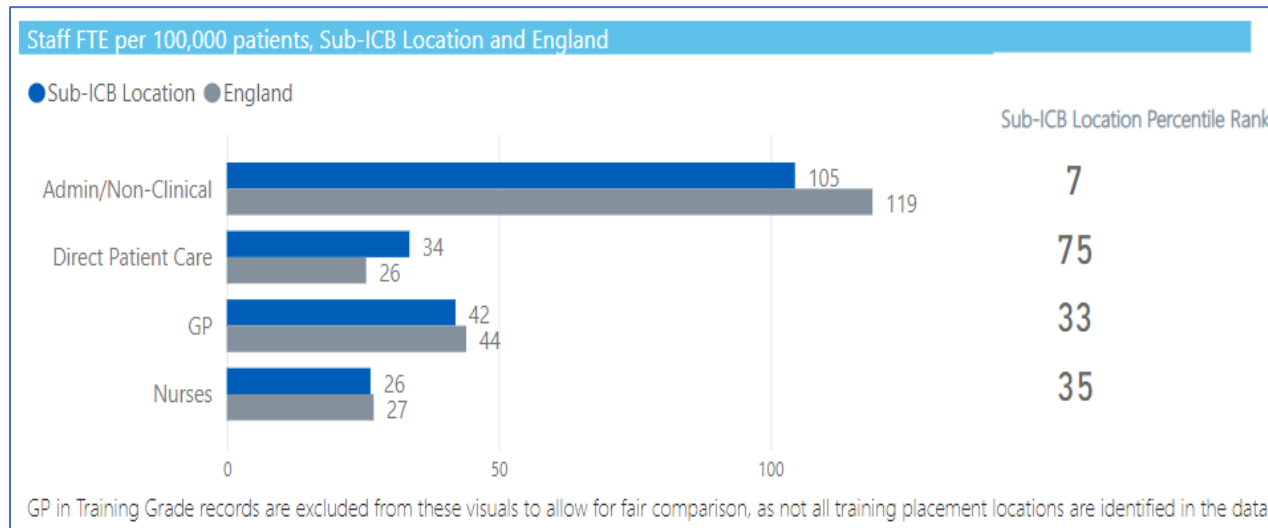
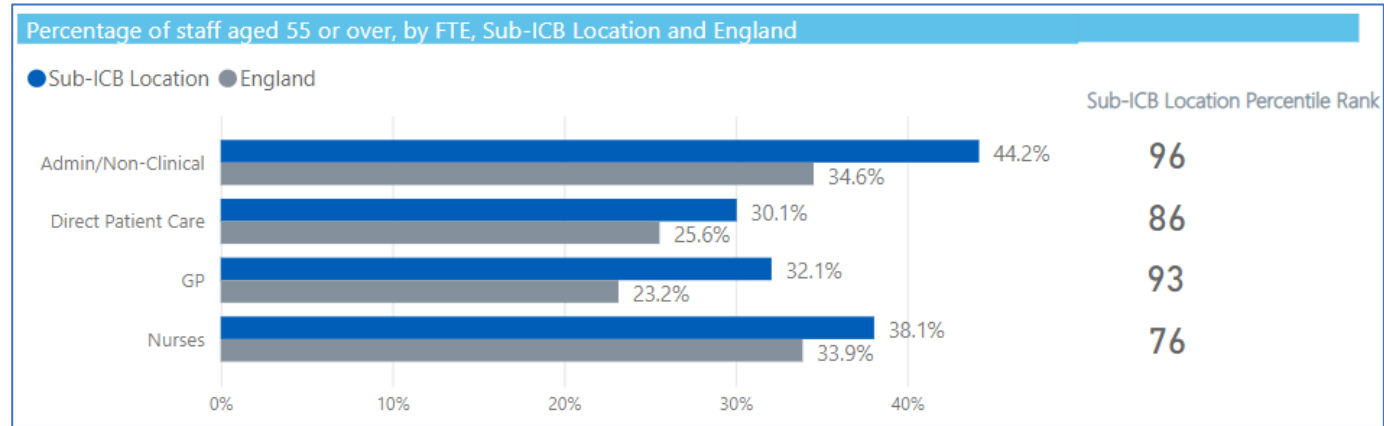


**November 2022**

**Head Count  
653**

**FTE  
428**

# Mid Essex Selected Local Information



**Basildon & Brentwood  
GP Practices  
Workforce Information  
November 2022**

# Summary

- This report presents data about GPs, Nurses, Direct Patient Care and Admin/Non-Clinical staff working in Primary Care in Basildon & Brentwood
- It is a snapshot of the Basildon & Brentwood Primary Care workforce for November 2022
- Full Time Equivalent (FTE) is a standardised measure, 1.0 FTE equates to full-time work of 37.5 hours per week
- Headcount is the number of people working in a role
- NHS Digital is the source of the information

# Basildon & Brentwood Workforce Roles in Primary Care - Headcount



GP Partners:  
**HC = 97**  
**FTE = 84**

GP Regular Locums:  
**HC = 13**  
**FTE = 6**

GP Retainers:  
**HC = 1**  
**FTE = 1**

GPs in Training Grades:  
**HC = 25**  
**FTE = 24**

Salaried GPs:  
**HC = 34**  
**FTE = 21**

Key  
 HC = Head Count  
 FTE = Full-Time Equivalent



Advanced Nurse Practitioners:  
**HC = 21**  
**FTE = 17**

Extended Role Practice Nurses:  
**HC = 0**  
**FTE = 0**

Nurse Dispensers:  
**HC = 0**  
**FTE = 0**

Nurse Specialists:  
**HC = 1**  
**FTE = 1**

Nursing Partners:  
**HC = 0**  
**FTE = 0**

Other Nurses:  
**HC = 1**  
**FTE = 0**

Practice Nurses:  
**HC = 75**  
**FTE = 43**

Trainee Nurses:  
**HC = 1**  
**FTE = 0**



Advanced Paramedic Practitioners:  
**HC = 0**  
**FTE = 0**

Advanced Pharmacist Practitioners:  
**HC = 0**  
**FTE = 0**

Advanced Physiotherapist Practitioners:  
**HC = 0**  
**FTE = 0**

Apprentices:  
**HC = 0**  
**FTE = 0**

Dispensers:  
**HC = 4**  
**FTE = 3**

Health Support Workers:  
**HC = 0**  
**FTE = 0**

Health Care Assistants:  
**HC = 30**  
**FTE = 20**

Nursing Associates:  
**HC = 1**  
**FTE = 1**

Other Direct Patient Care:  
**HC = 0**  
**FTE = 0**

Paramedics:  
**HC = 1**  
**FTE = 1**

Pharmacists:  
**HC = 10**  
**FTE = 6**

Pharmacy Technicians:  
**HC = 0**  
**FTE = 0**

Phlebotomists:  
**HC = 1**  
**FTE = 0**

Physician Associates:  
**HC = 4**  
**FTE = 4**

Physiotherapists:  
**HC = 0**  
**FTE = 0**

Social Prescribing Link Workers:  
**HC = 0**  
**FTE = 0**

Therapists:  
**HC = 0**  
**FTE = 0**



Apprentices:  
**HC = 3**  
**FTE = 3**

Estates & Ancillary:  
**HC = 3**  
**FTE = 2**

Management Partners:  
**HC = 0**  
**FTE = 0**

Managers:  
**HC = 40**  
**FTE = 35**

Medical Secretaries:  
**HC = 43**  
**FTE = 31**

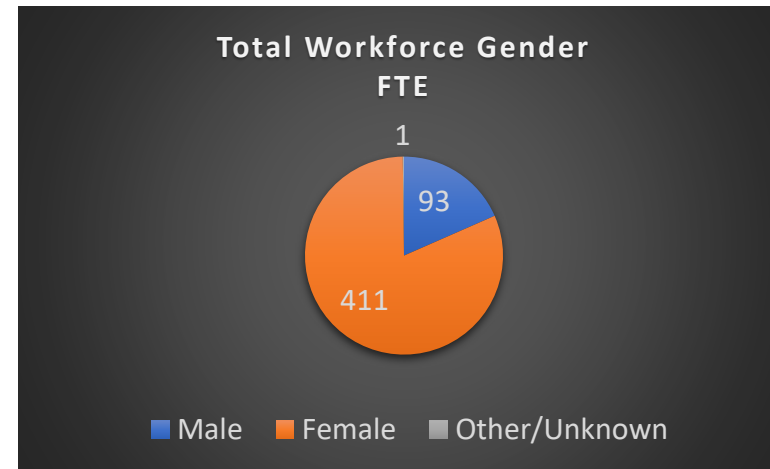
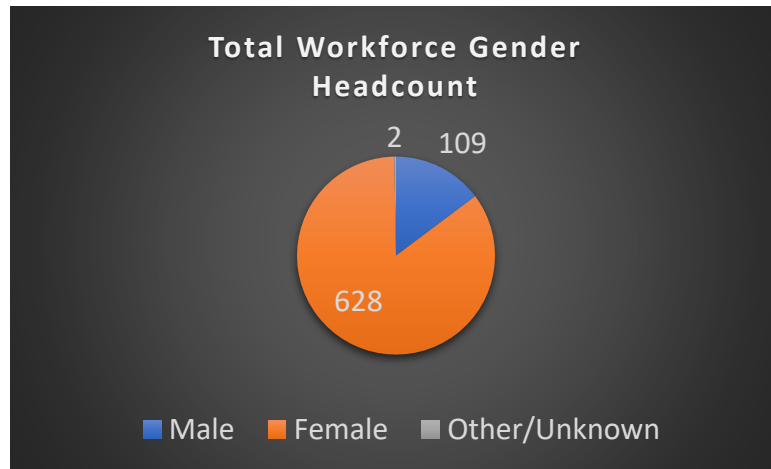
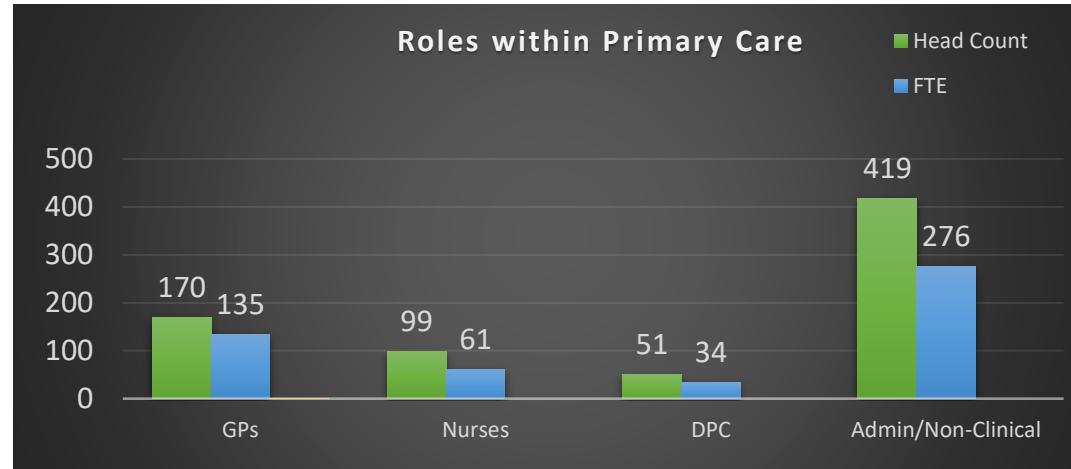
Other Admin/Non-clinical:  
**HC = 66**  
**FTE = 39**

Receptionists:  
**HC = 265**  
**FTE = 166**

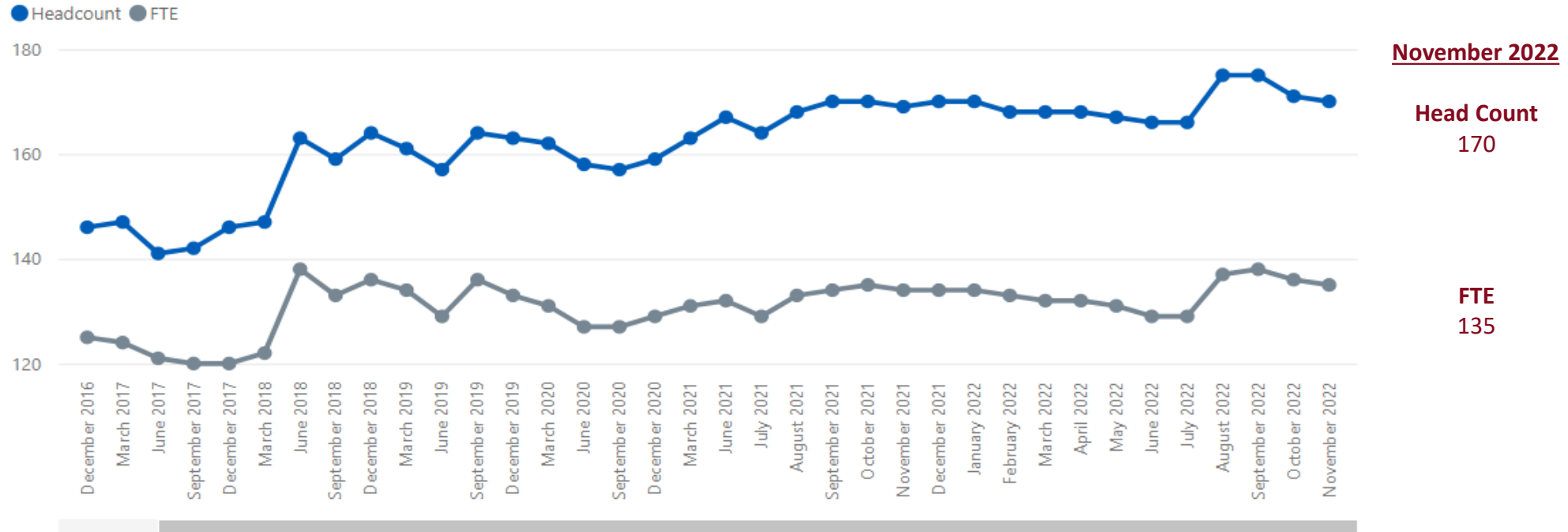
Telephonists:  
**HC = 1**  
**FTE = 0**



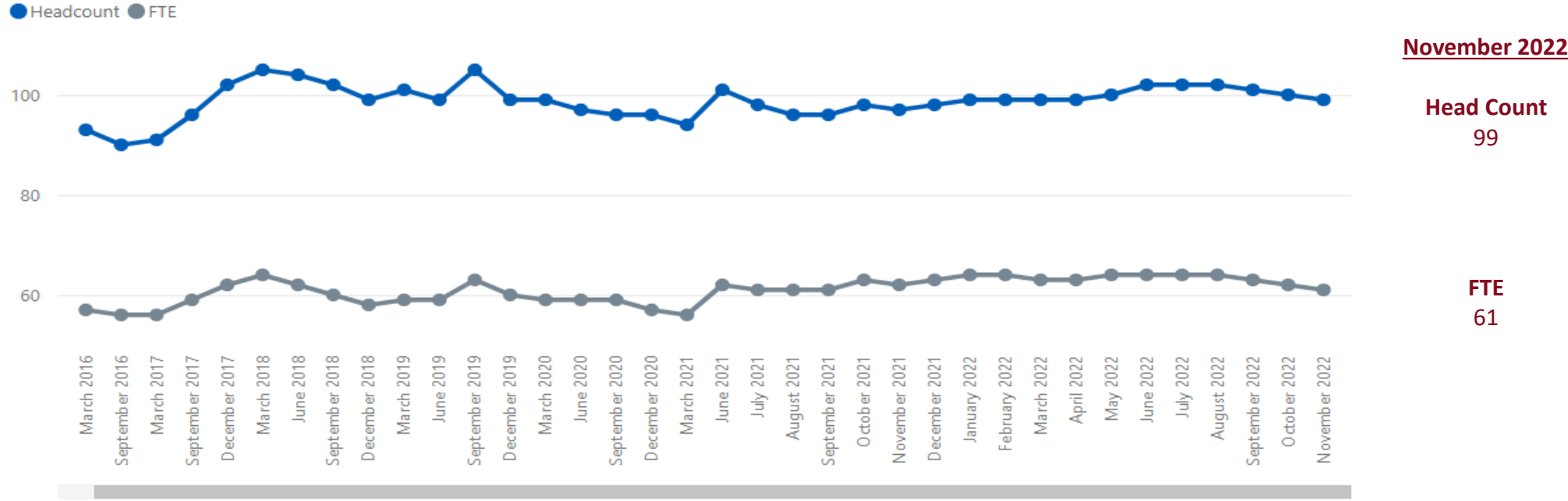
# Basildon & Brentwood Demographics – Headcount and FTE



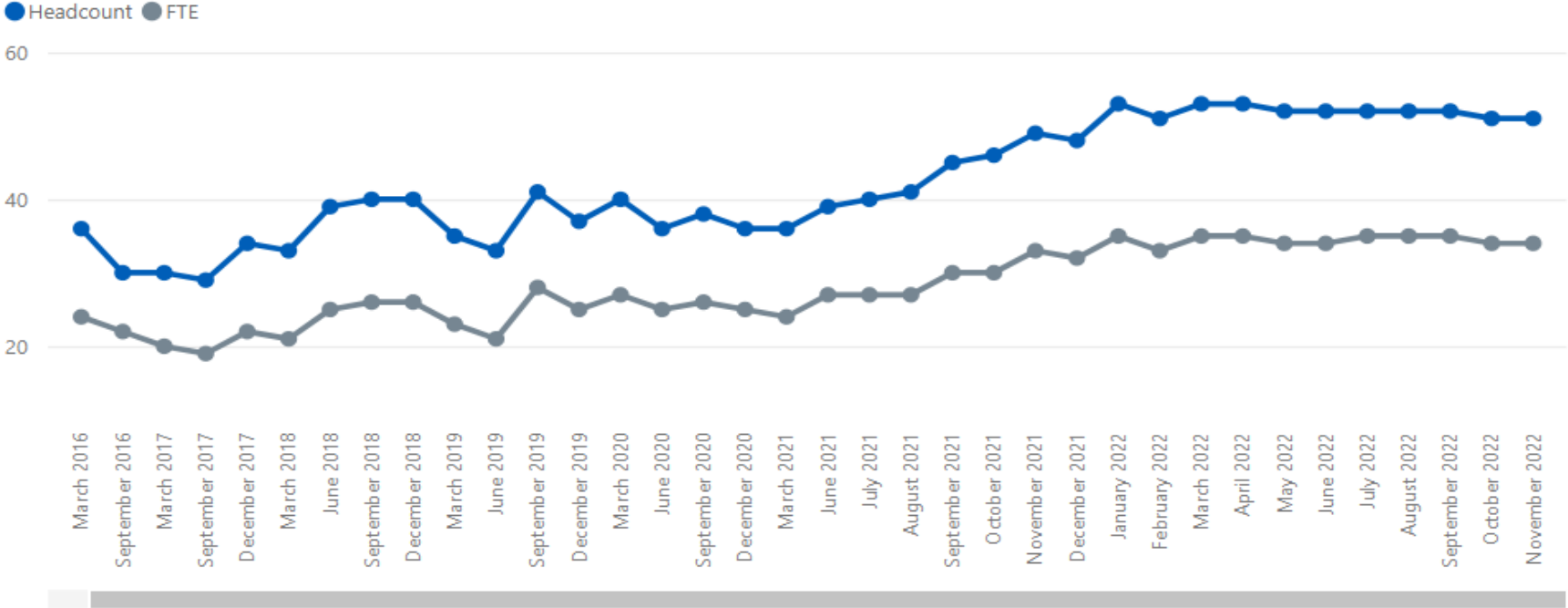
# Basildon & Brentwood GP Trends – Headcount and FTE



# Basildon & Brentwood Nurses Trends – Headcount and FTE



# Basildon & Brentwood Direct Patient Care Trends – Headcount and FTE

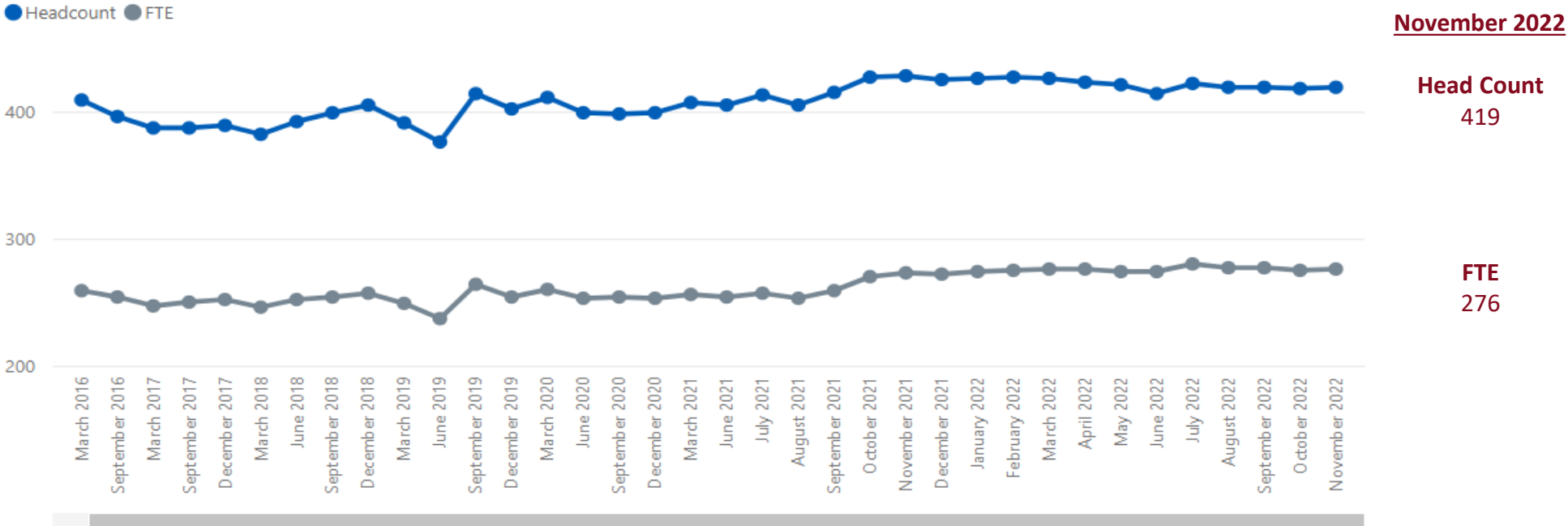


**November 2022**

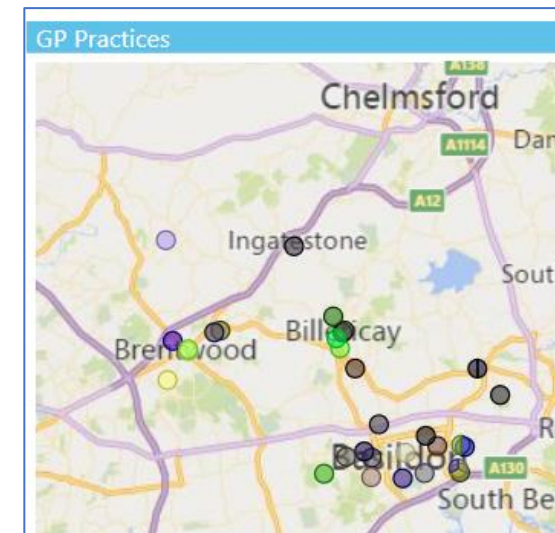
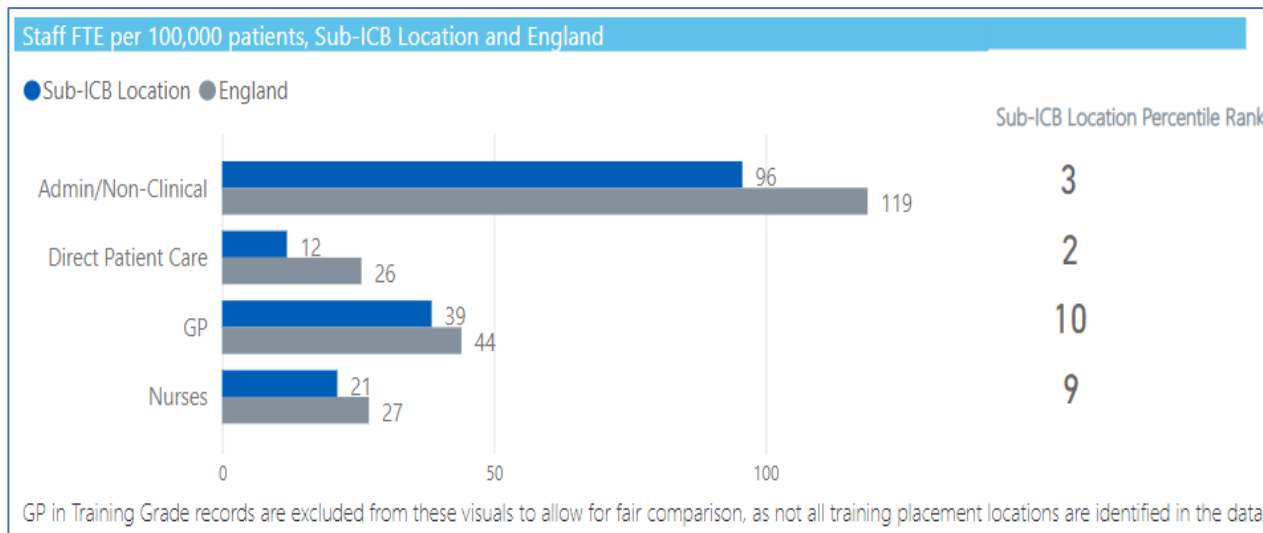
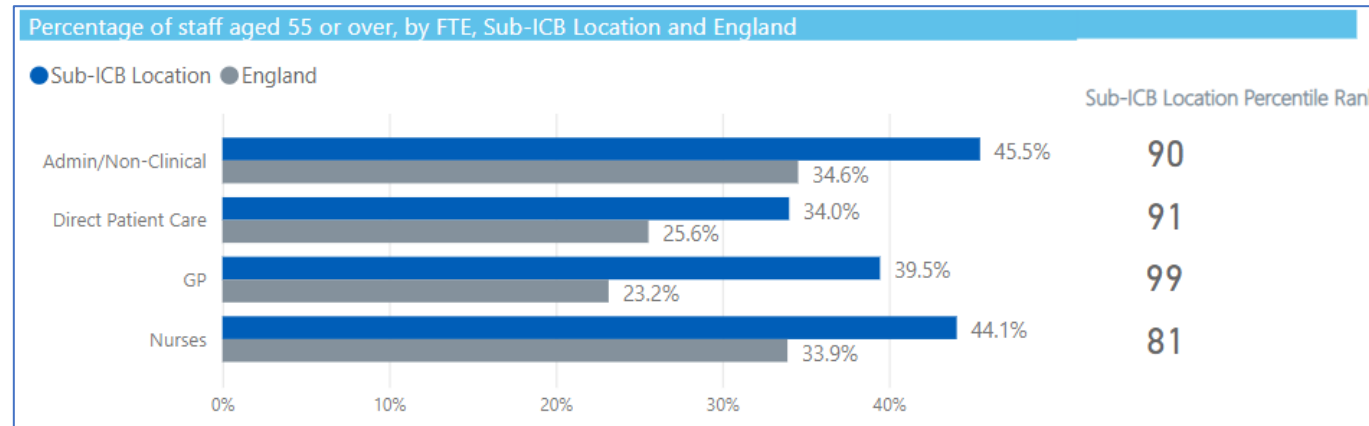
**Head Count**  
51

**FTE**  
34

# Basildon & Brentwood Essex Administration/Non-Clinical Trends – Headcount and FTE



# Basildon & Brentwood Selected Local Information



# Thurrock GP Practices Workforce Information

November 2022

# Summary

- This report presents data about GPs, Nurses, Direct Patient Care and Admin/Non-Clinical staff working in Primary Care in Thurrock
- It is a snapshot of the Thurrock Primary Care workforce for November 2022
- Full Time Equivalent (FTE) is a standardised measure, 1.0 FTE equates to full-time work of 37.5 hours per week
- Headcount is the number of people working in a role
- NHS Digital is the source of the information



# Thurrock Workforce Roles in Primary Care - Headcount



Doctors

GP Partners: <b>HC = 41</b> <b>FTE = 39</b>	GP Regular Locums: <b>HC = 18</b> <b>FTE = 11</b>	GP Retainers: <b>HC = 0</b> <b>FTE = 0</b>	GPs in Training Grades: <b>HC = 10</b> <b>FTE = 9</b>	Salaried GPs: <b>HC = 24</b> <b>FTE = 17</b>
---	---	--	---	--

**Key**  
HC = Head Count  
FTE = Full-Time Equivalent



Nurses

Advanced Nurse Practitioners: <b>HC = 15</b> <b>FTE = 10</b>	Extended Role Practice Nurses: <b>HC = 1</b> <b>FTE = 1</b>	Nurse Dispensers: <b>HC = 0</b> <b>FTE = 0</b>	Nurse Specialists: <b>HC = 0</b> <b>FTE = 0</b>	Nursing Partners: <b>HC = 0</b> <b>FTE = 0</b>	Other Nurses: <b>HC = 0</b> <b>FTE = 0</b>	Practice Nurses: <b>HC = 44</b> <b>FTE = 30</b>	Trainee Nurses: <b>HC = 0</b> <b>FTE = 0</b>
--	---	--	---	--	--	---	--



Direct Patient Care

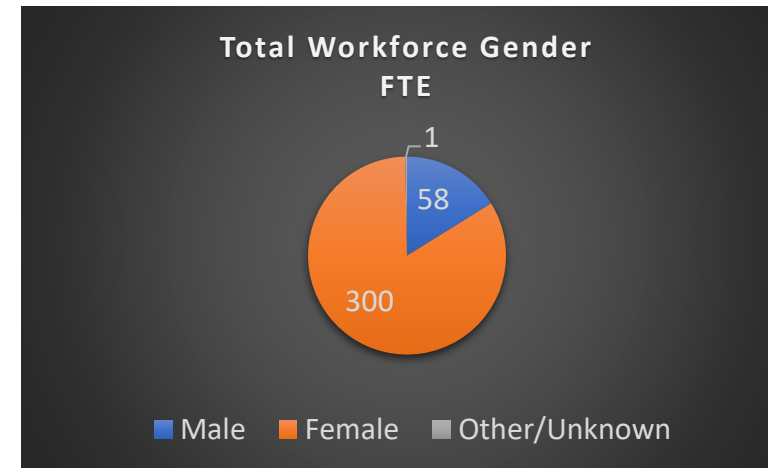
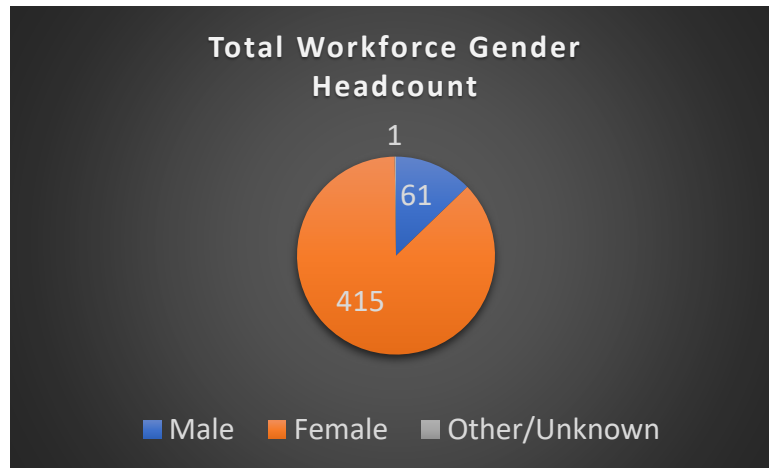
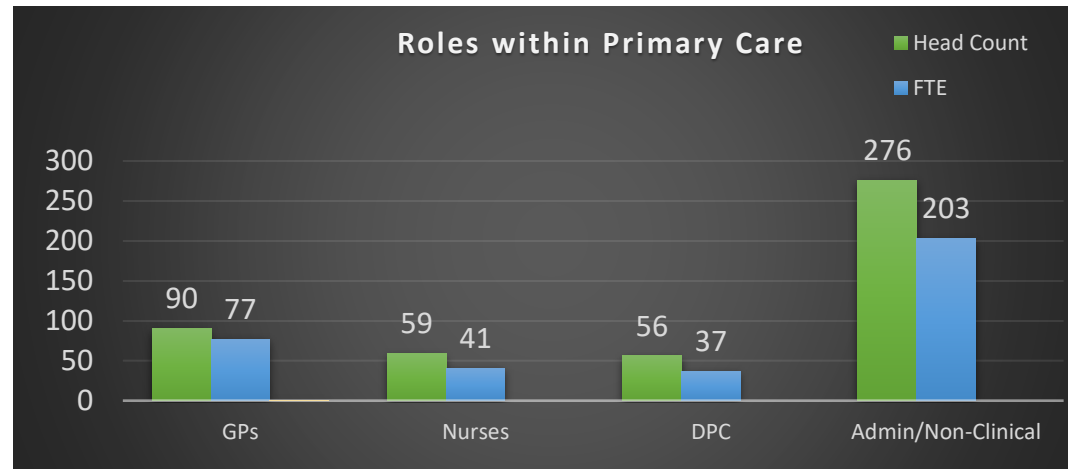
Advanced Paramedic Practitioners: <b>HC = 1</b> <b>FTE = 0</b>	Advanced Pharmacist Practitioners: <b>HC = 2</b> <b>FTE = 1</b>	Advanced Physiotherapist Practitioners: <b>HC = 0</b> <b>FTE = 0</b>	Apprentices: <b>HC = 1</b> <b>FTE = 1</b>	Dispensers: <b>HC = 8</b> <b>FTE = 6</b>	Health Support Workers: <b>HC = 0</b> <b>FTE = 0</b>	Health Care Assistants: <b>HC = 20</b> <b>FTE = 13</b>
Nursing Associates: <b>HC = 1</b> <b>FTE = 0</b>	Other Direct Patient Care: <b>HC = 3</b> <b>FTE = 1</b>	Paramedics: <b>HC = 2</b> <b>FTE = 2</b>	Pharmacists: <b>HC = 9</b> <b>FTE = 5</b>	Pharmacy Technicians: <b>HC = 0</b> <b>FTE = 0</b>	Phlebotomists: <b>HC = 1</b> <b>FTE = 1</b>	Physician Associates: <b>HC = 7</b> <b>FTE = 6</b>
Physiotherapists: <b>HC = 0</b> <b>FTE = 0</b>	Social Prescribing Link Workers: <b>HC = 0</b> <b>FTE = 0</b>	Therapists: <b>HC = 1</b> <b>FTE = 0</b>				



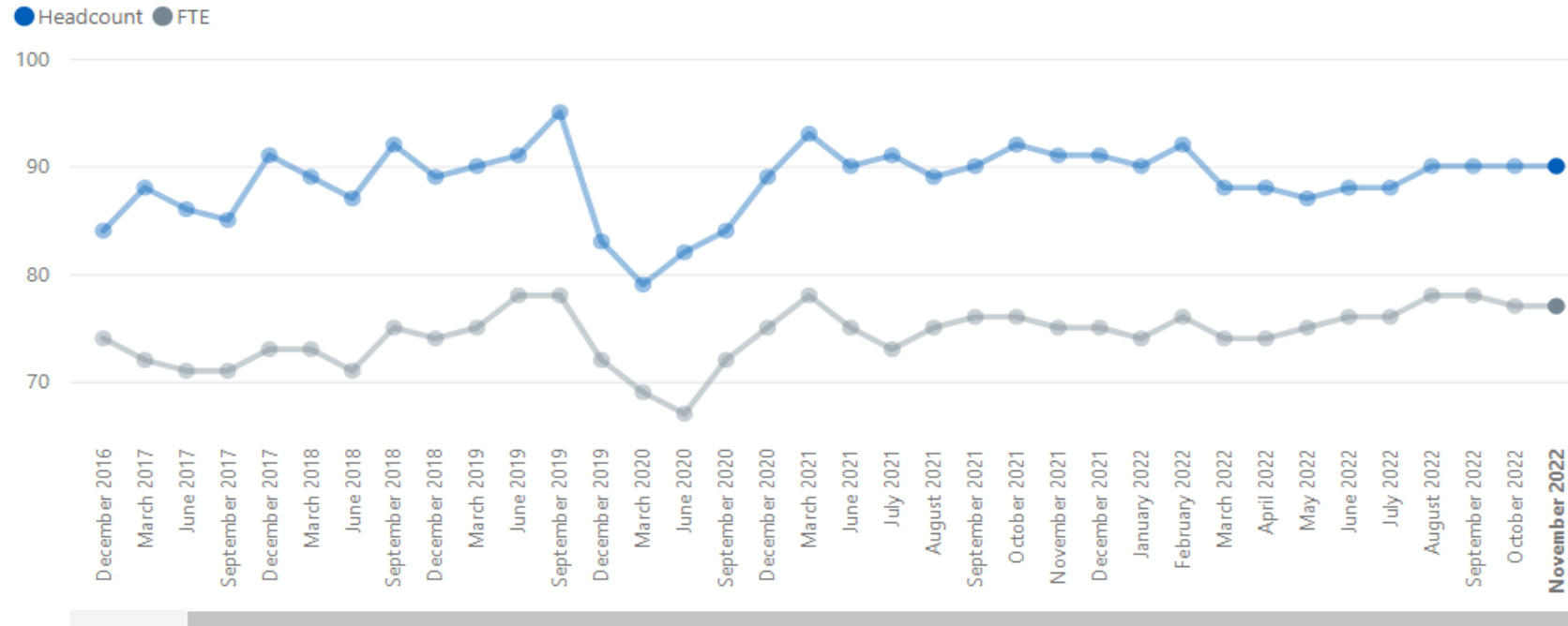
Administration

Apprentices: <b>HC = 0</b> <b>FTE = 0</b>	Estates & Ancillary: <b>HC = 2</b> <b>FTE = 1</b>	Management Partners: <b>HC = 1</b> <b>FTE = 1</b>	Managers: <b>HC = 55</b> <b>FTE = 47</b>	Medical Secretaries: <b>HC = 53</b> <b>FTE = 36</b>	Other Admin/Non-clinical: <b>HC = 121</b> <b>FTE = 86</b>	Receptionists: <b>HC = 292</b> <b>FTE = 184</b>	Telephonists: <b>HC = 1</b> <b>FTE = 1</b>
---	---	---	--	---	---	---	--

# Thurrock Demographics – Headcount and FTE



# Thurrock GP Trends – Headcount and FTE

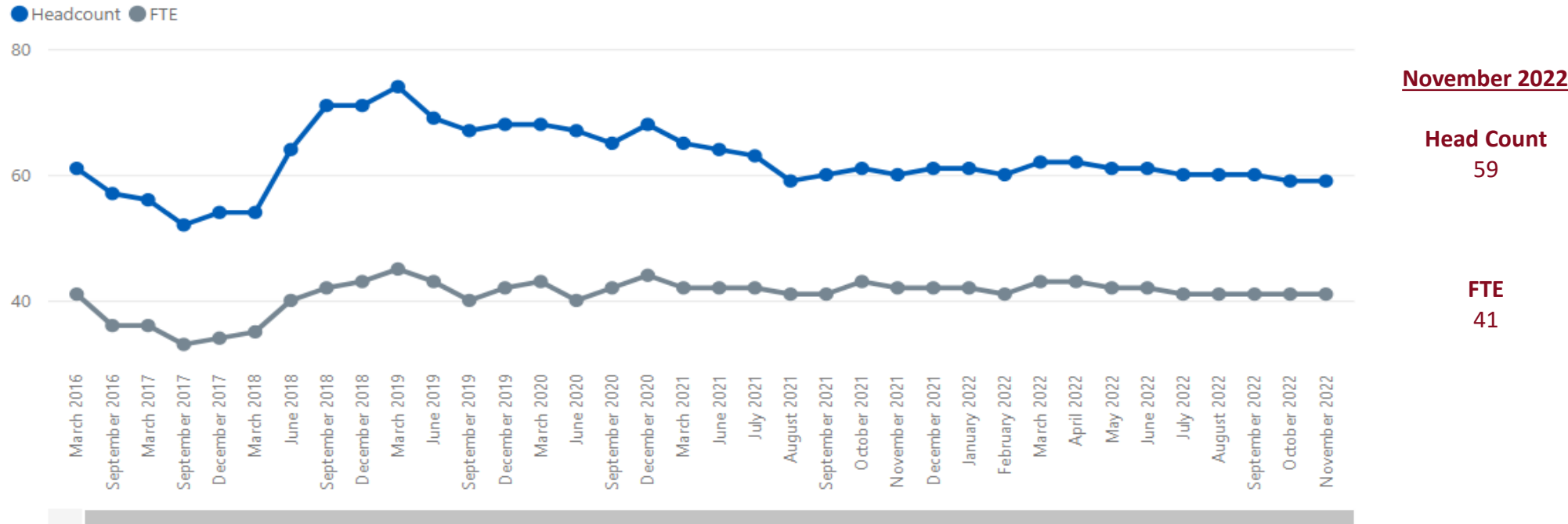


**November 2022**

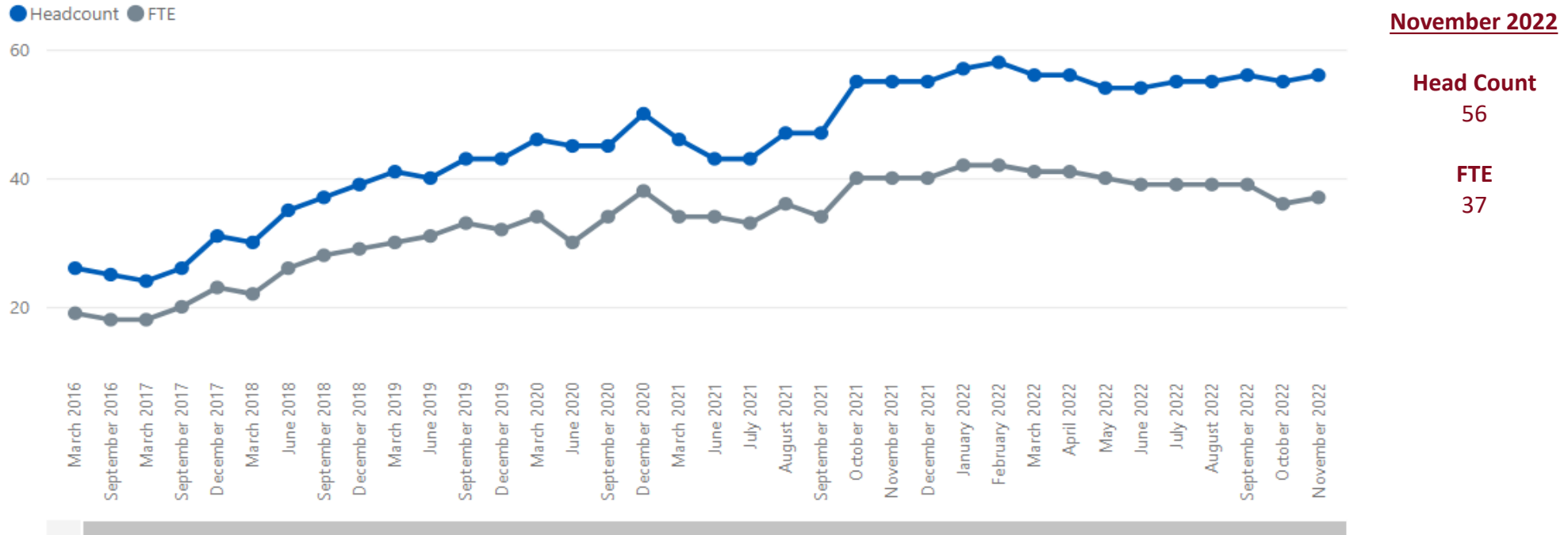
**Head Count**  
90

**FTE**  
77

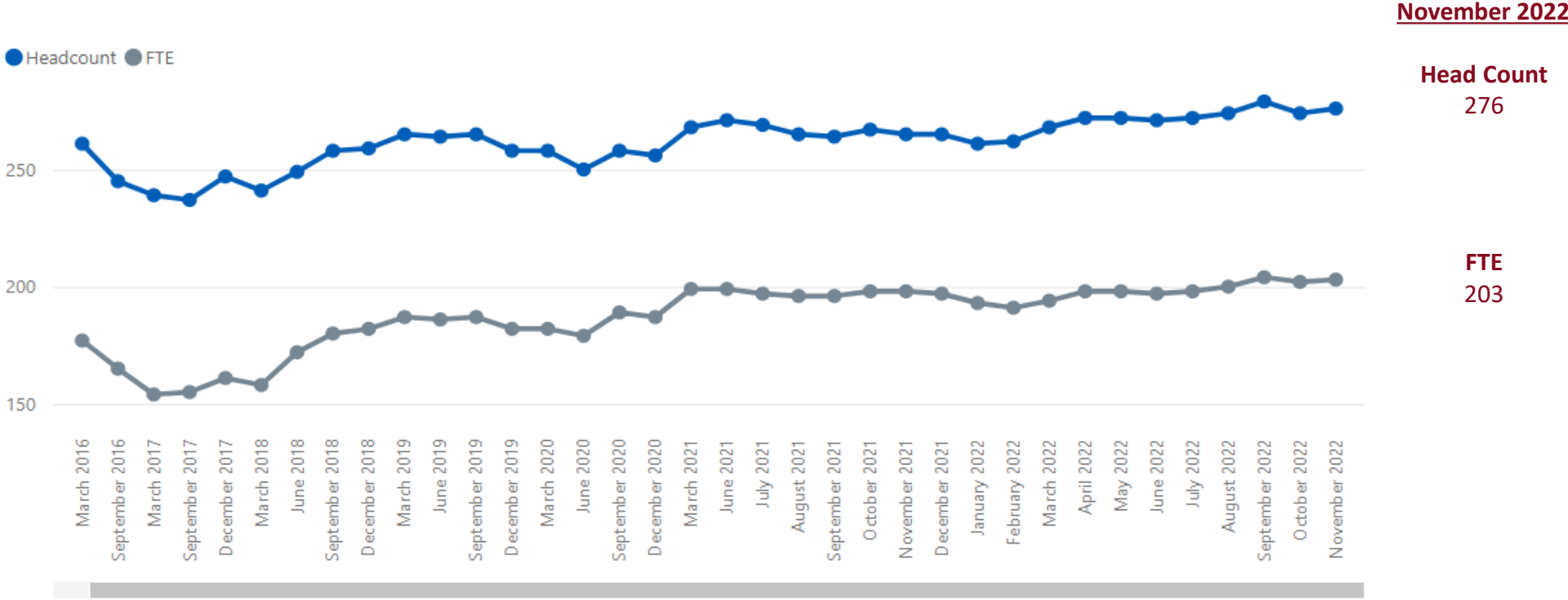
# Thurrock Nurses Trends – Headcount and FTE



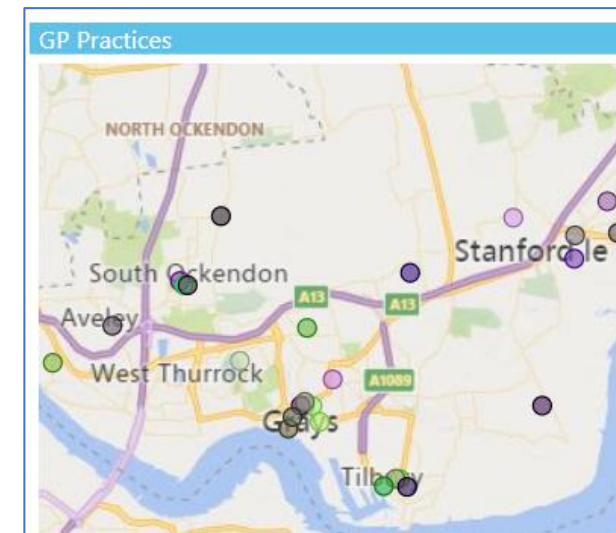
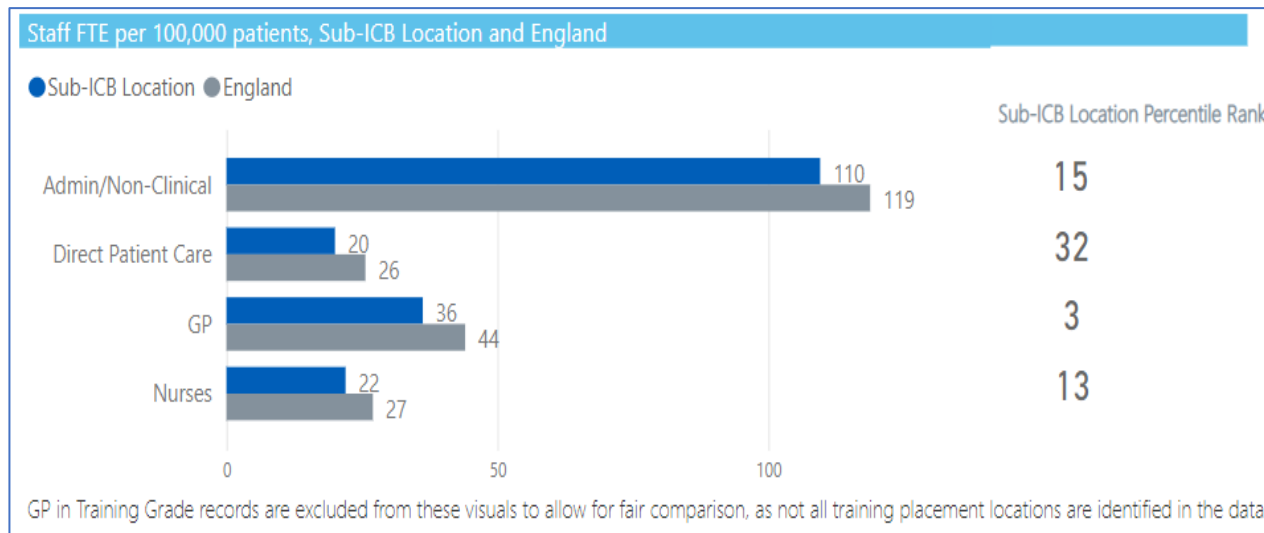
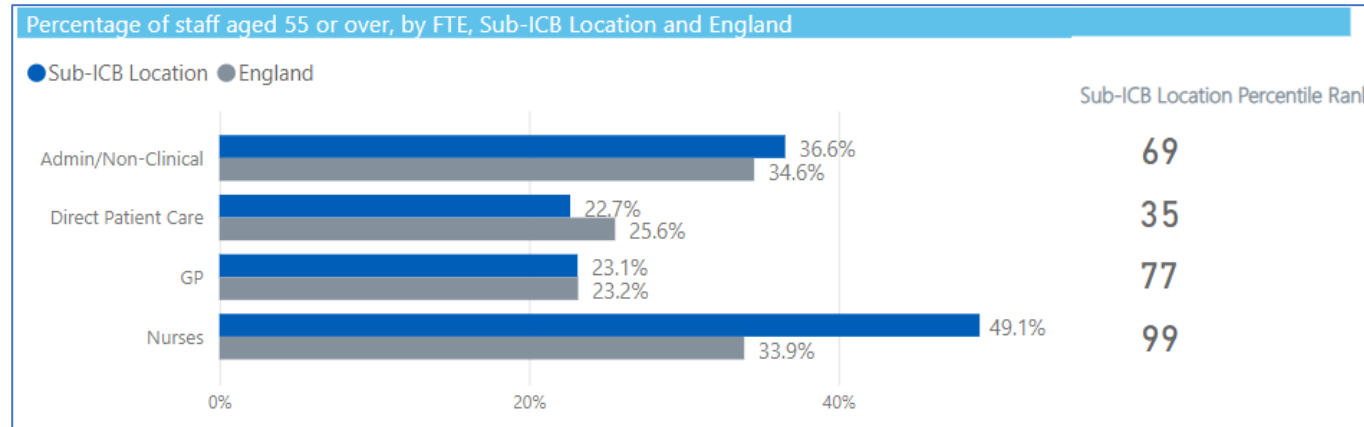
# Thurrock Direct Patient Care Trends – Headcount and FTE



# Thurrock Administration/Non-Clinical Trends – Headcount and FTE



# Thurrock Selected Local Information



**Castle Point & Rochford  
GP Practices  
Workforce Information  
November 2022**



# Summary

- This report presents data about GPs, Nurses, Direct Patient Care and Admin/Non-Clinical staff working in Primary Care in Castle Point & Rochford
- It is a snapshot of the Castle Point & Rochford Primary Care workforce for November 2022
- Full Time Equivalent (FTE) is a standardised measure, 1.0 FTE equates to full-time work of 37.5 hours per week
- Headcount is the number of people working in a role
- NHS Digital is the source of the information

# Castle Point & Rochford Workforce Roles in Primary Care - Headcount



GP Partners:  
**HC = 57**  
**FTE = 57**

GP Regular Locums:  
**HC = 12**  
**FTE = 5**

GP Retainers:  
**HC = 0**  
**FTE = 0**

GPs in Training Grades:  
**HC = 26**  
**FTE = 25**

Salaried GPs:  
**HC = 26**  
**FTE = 21**

**Key**  
HC = Head Count  
FTE = Full-Time Equivalent



Advanced Nurse Practitioners:  
**HC = 11**  
**FTE = 10**

Extended Role Practice Nurses:  
**HC = 0**  
**FTE = 0**

Nurse Dispensers:  
**HC = 1**  
**FTE = 0**

Nurse Specialists:  
**HC = 1**  
**FTE = 1**

Nursing Partners:  
**HC = 0**  
**FTE = 0**

Other Nurses:  
**HC = 0**  
**FTE = 0**

Practice Nurses:  
**HC = 36**  
**FTE = 24**

Trainee Nurses:  
**HC = 0**  
**FTE = 0**



Advanced Paramedic Practitioners:  
**HC = 0**  
**FTE = 0**

Advanced Pharmacist Practitioners:  
**HC = 1**  
**FTE = 0**

Advanced Physiotherapist Practitioners:  
**HC = 0**  
**FTE = 0**

Apprentices:  
**HC = 0**  
**FTE = 0**

Dispensers:  
**HC = 0**  
**FTE = 0**

Health Support Workers:  
**HC = 0**  
**FTE = 0**

Health Care Assistants:  
**HC = 25**  
**FTE = 18**

Nursing Associates:  
**HC = 2**  
**FTE = 1**

Other Direct Patient Care:  
**HC = 2**  
**FTE = 1**

Paramedics:  
**HC = 2**  
**FTE = 2**

Pharmacists:  
**HC = 3**  
**FTE = 3**

Pharmacy Technicians:  
**HC = 0**  
**FTE = 0**

Phlebotomists:  
**HC = 9**  
**FTE = 5**

Physician Associates:  
**HC = 2**  
**FTE = 2**

Physiotherapists:  
**HC = 1**  
**FTE = 1**

Social Prescribing Link Workers:  
**HC = 0**  
**FTE = 0**

Therapists:  
**HC = 0**  
**FTE = 0**



Apprentices:  
**HC = 2**  
**FTE = 1**

Estates & Ancillary:  
**HC = 3**  
**FTE = 2**

Management Partners:  
**HC = 1**  
**FTE = 1**

Managers:  
**HC = 25**  
**FTE = 23**

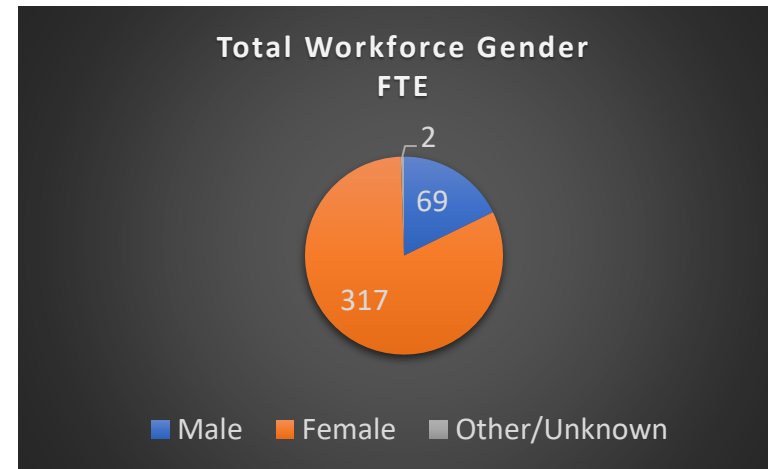
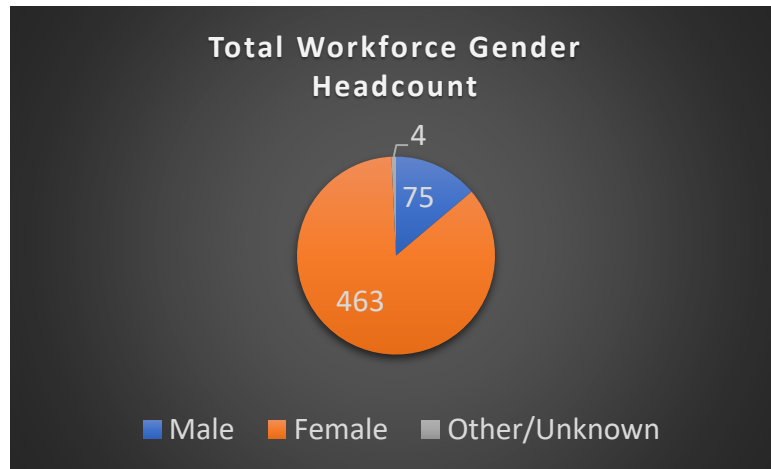
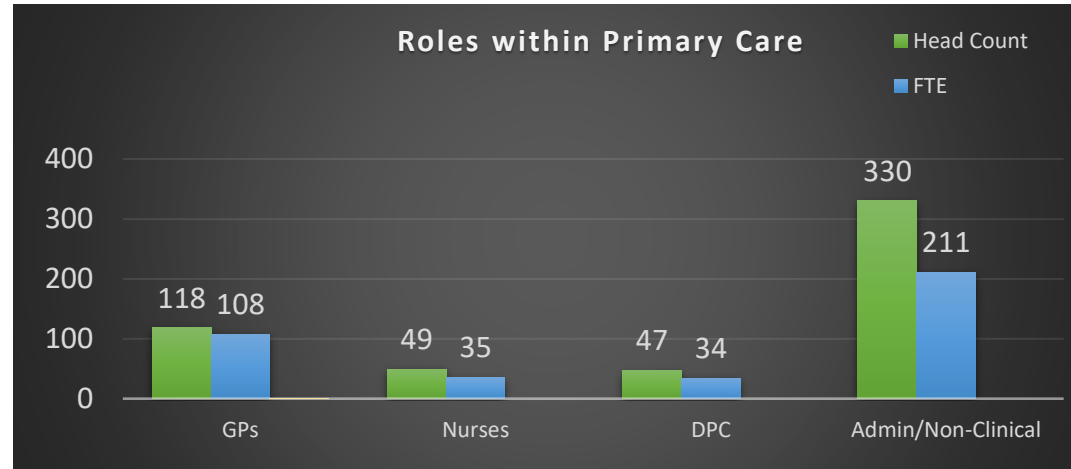
Medical Secretaries:  
**HC = 27**  
**FTE = 19**

Other Admin/Non-clinical:  
**HC = 54**  
**FTE = 38**

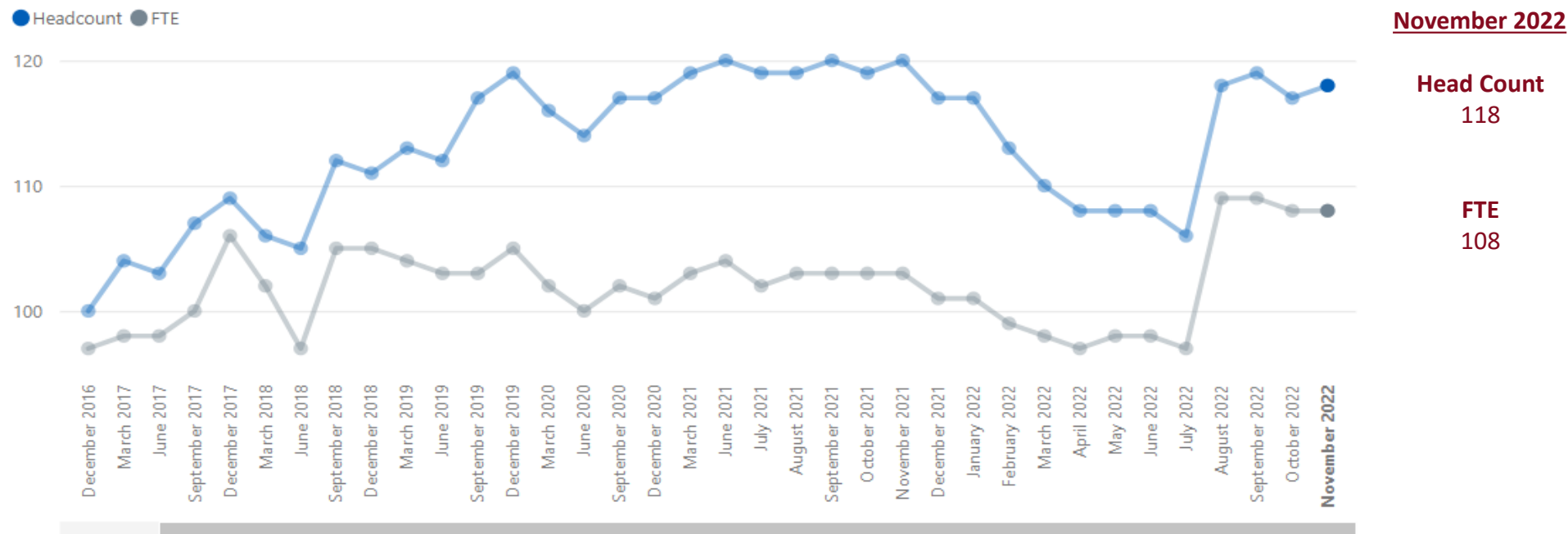
Receptionists:  
**HC = 217**  
**FTE = 126**

Telephonists:  
**HC = 1**  
**FTE = 1**

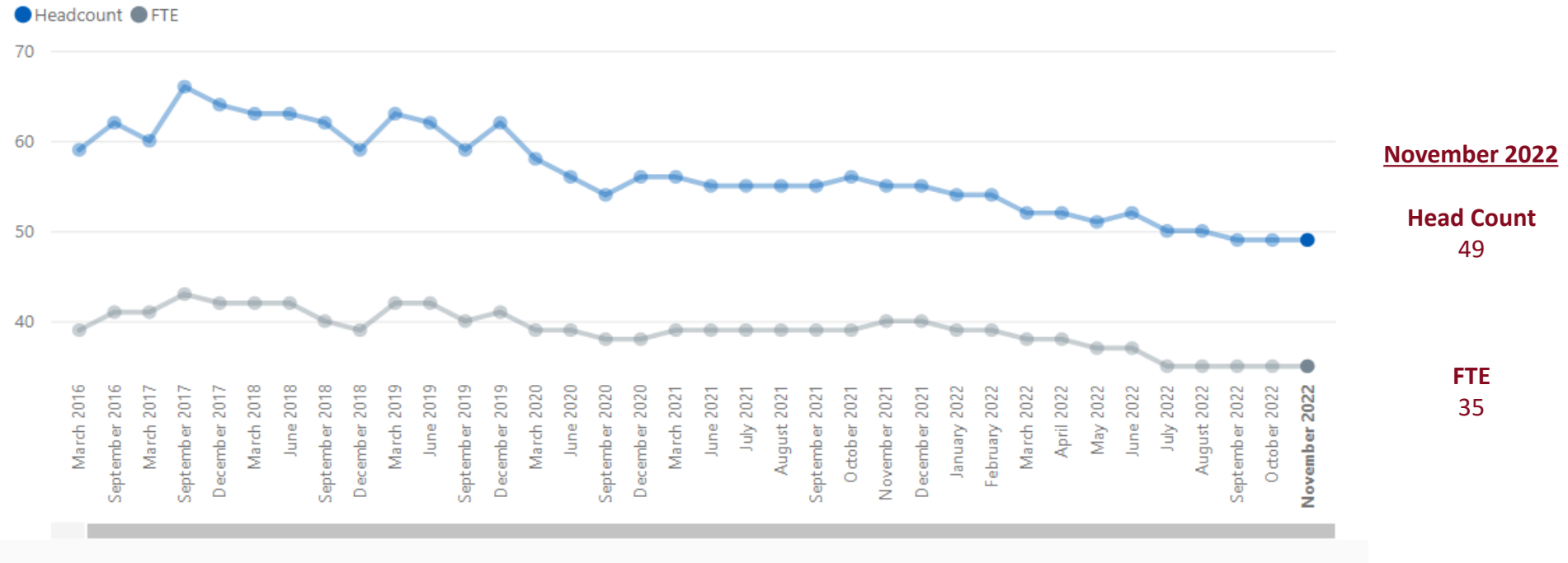
# Castle Point & Rochford Demographics – Headcount and FTE



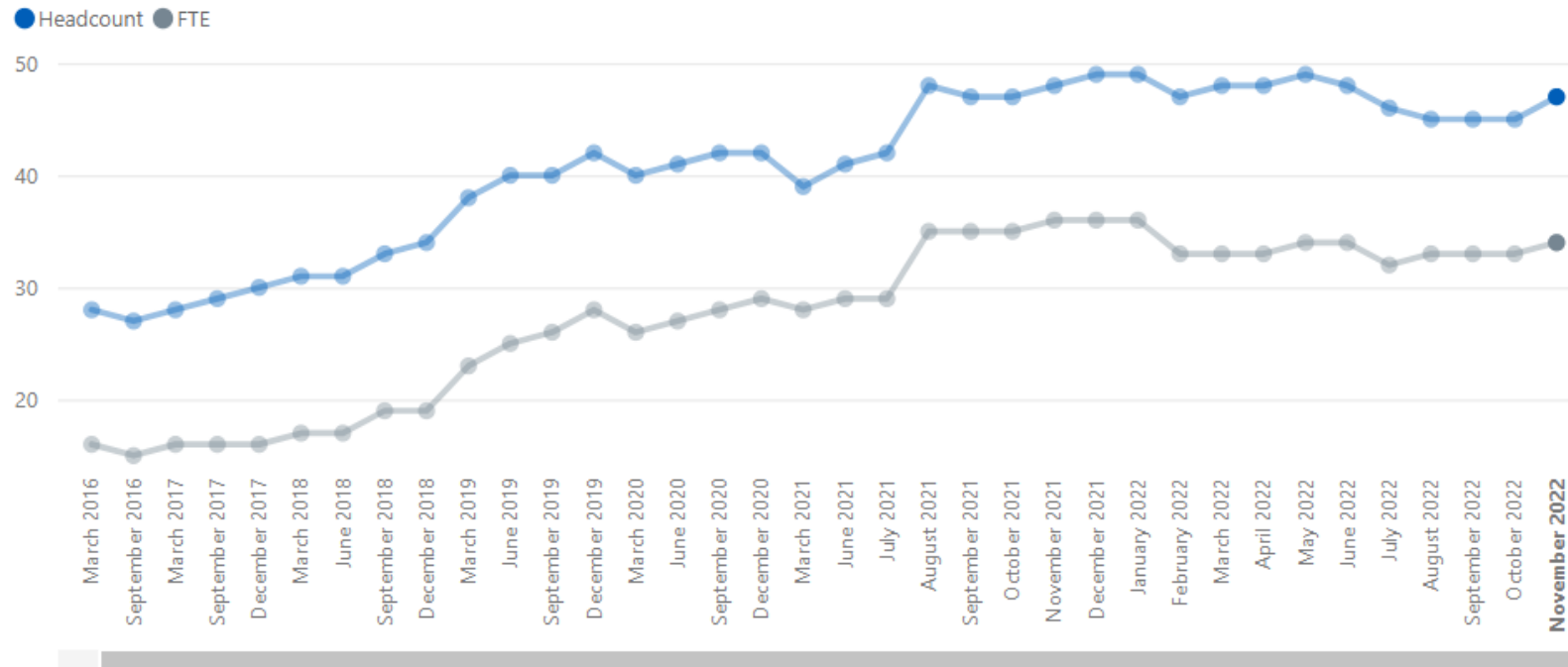
# Castle Point & Rochford GP Trends – Headcount and FTE



# Castle Point & Rochford Nurses Trends – Headcount and FTE



# Castle Point & Rochford Direct Patient Care Trends – Headcount and FTE



**November 2022**

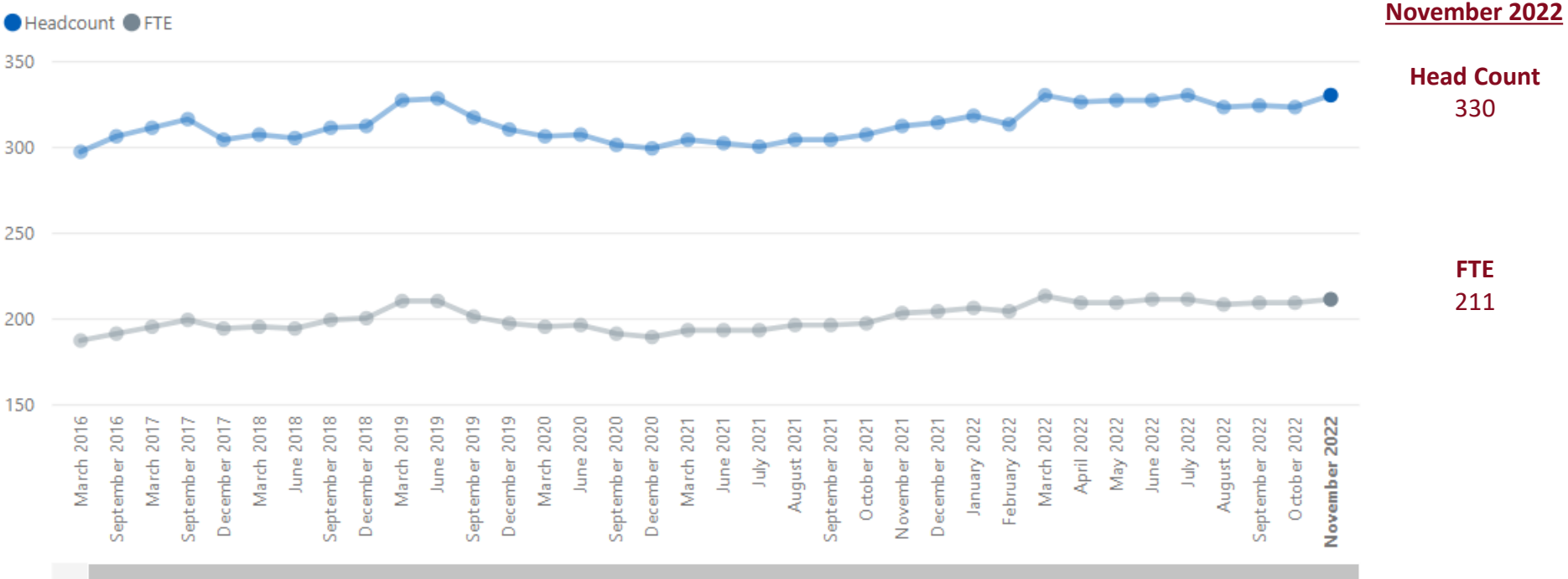
**Head Count**

47

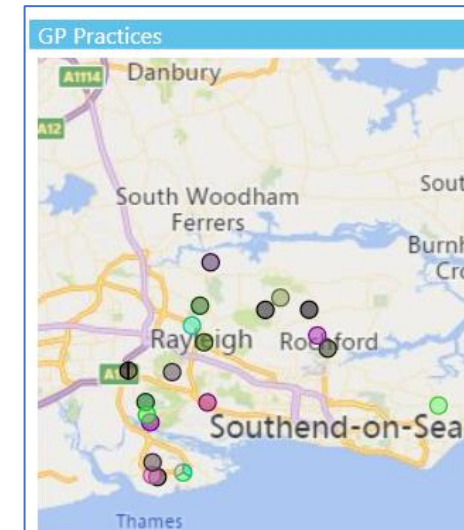
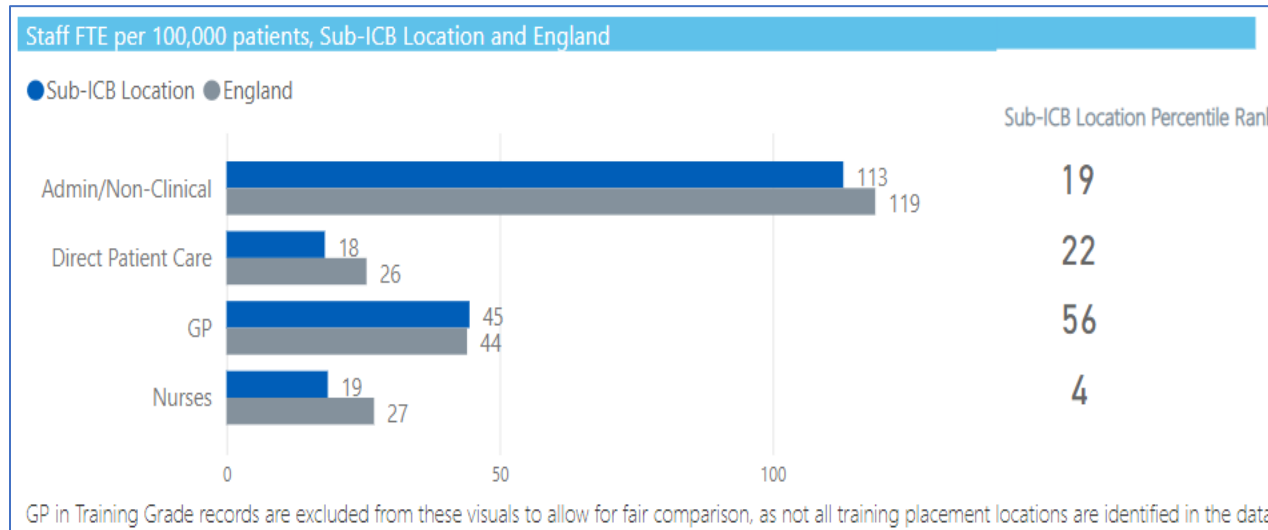
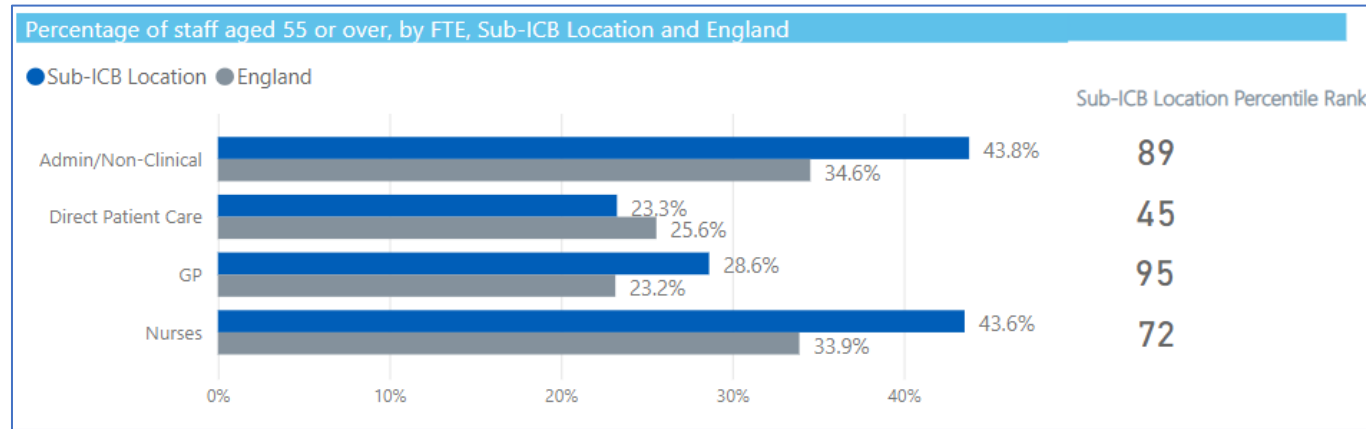
**FTE**

34

# Castle Point & Rochford Administration/Non-Clinical Trends – Headcount and FTE



# Castle Point & Rochford Selected Local Information





# Southend GP Practices Workforce Information

November 2022

# Summary

- This report presents data about GPs, Nurses, Direct Patient Care and Admin/Non-Clinical staff working in Primary Care in Southend
- It is a snapshot of the Southend Primary Care workforce for November 2022
- Full Time Equivalent (FTE) is a standardised measure, 1.0 FTE equates to full-time work of 37.5 hours per week
- Headcount is the number of people working in a role
- NHS Digital is the source of the information

# Southend Workforce Roles in Primary Care - Headcount



GP Partners:  
**HC = 50**  
**FTE = 47**

GP Regular Locums:  
**HC = 23**  
**FTE = 9**

GP Retainers:  
**HC = 1**  
**FTE = 0**

GPs in Training Grades:  
**HC = 24**  
**FTE = 21**

Salaried GPs:  
**HC = 38**  
**FTE = 23**

Key  
HC = Head Count  
FTE = Full-Time Equivalent



Advanced Nurse Practitioners:  
**HC = 13**  
**FTE = 10**

Extended Role Practice Nurses:  
**HC = 4**  
**FTE = 3**

Nurse Dispensers:  
**HC = 0**  
**FTE = 0**

Nurse Specialists:  
**HC = 1**  
**FTE = 1**

Nursing Partners:  
**HC = 0**  
**FTE = 0**

Other Nurses:  
**HC = 1**  
**FTE = 1**

Practice Nurses:  
**HC = 53**  
**FTE = 29**

Trainee Nurses:  
**HC = 2**  
**FTE = 2**



Advanced Paramedic Practitioners:  
**HC = 0**  
**FTE = 0**

Advanced Pharmacist Practitioners:  
**HC = 0**  
**FTE = 0**

Advanced Physiotherapist Practitioners:  
**HC = 0**  
**FTE = 0**

Apprentices:  
**HC = 0**  
**FTE = 0**

Dispensers:  
**HC = 1**  
**FTE = 1**

Health Support Workers:  
**HC = 0**  
**FTE = 0**

Health Care Assistants:  
**HC = 22**  
**FTE = 12**

Nursing Associates:  
**HC = 0**  
**FTE = 0**

Other Direct Patient Care:  
**HC = 2**  
**FTE = 1**

Paramedics:  
**HC = 0**  
**FTE = 0**

Pharmacists:  
**HC = 6**  
**FTE = 5**

Pharmacy Technicians:  
**HC = 0**  
**FTE = 0**

Phlebotomists:  
**HC = 1**  
**FTE = 1**

Physician Associates:  
**HC = 0**  
**FTE = 0**

Physiotherapists:  
**HC = 0**  
**FTE = 0**

Social Prescribing Link Workers:  
**HC = 1**  
**FTE = 1**

Therapists:  
**HC = 0**  
**FTE = 0**



Apprentices:  
**HC = 0**  
**FTE = 0**

Estates & Ancillary:  
**HC = 2**  
**FTE = 1**

Management Partners:  
**HC = 1**  
**FTE = 1**

Managers:  
**HC = 55**  
**FTE = 47**

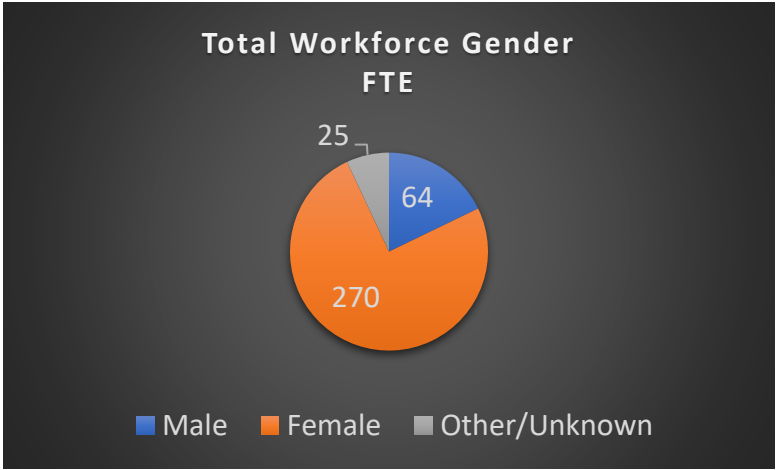
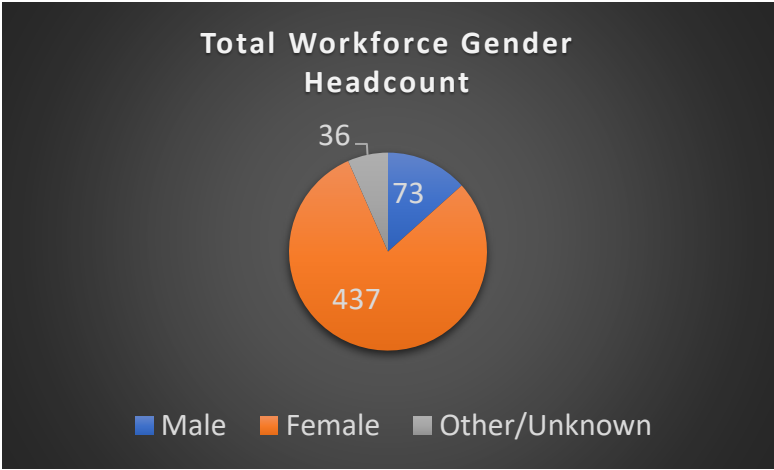
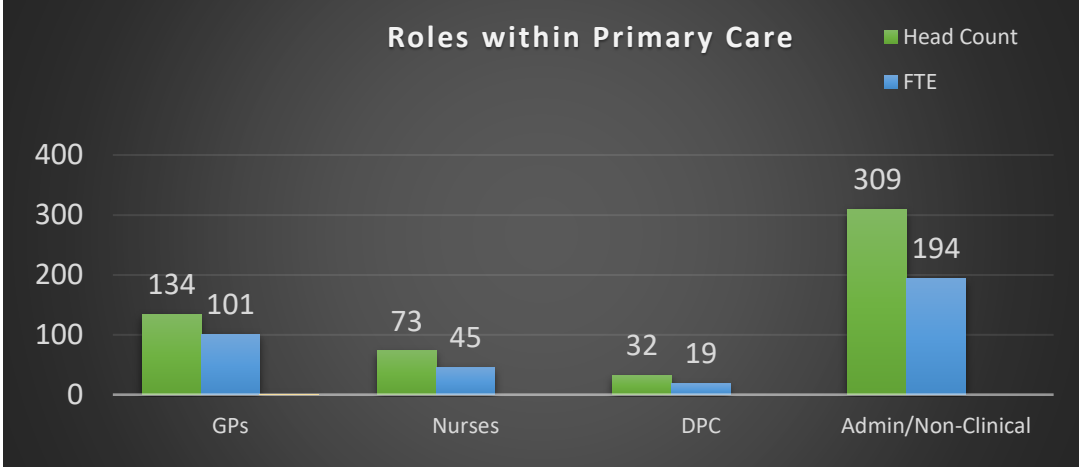
Medical Secretaries:  
**HC = 53**  
**FTE = 36**

Other Admin/Non-clinical:  
**HC = 121**  
**FTE = 86**

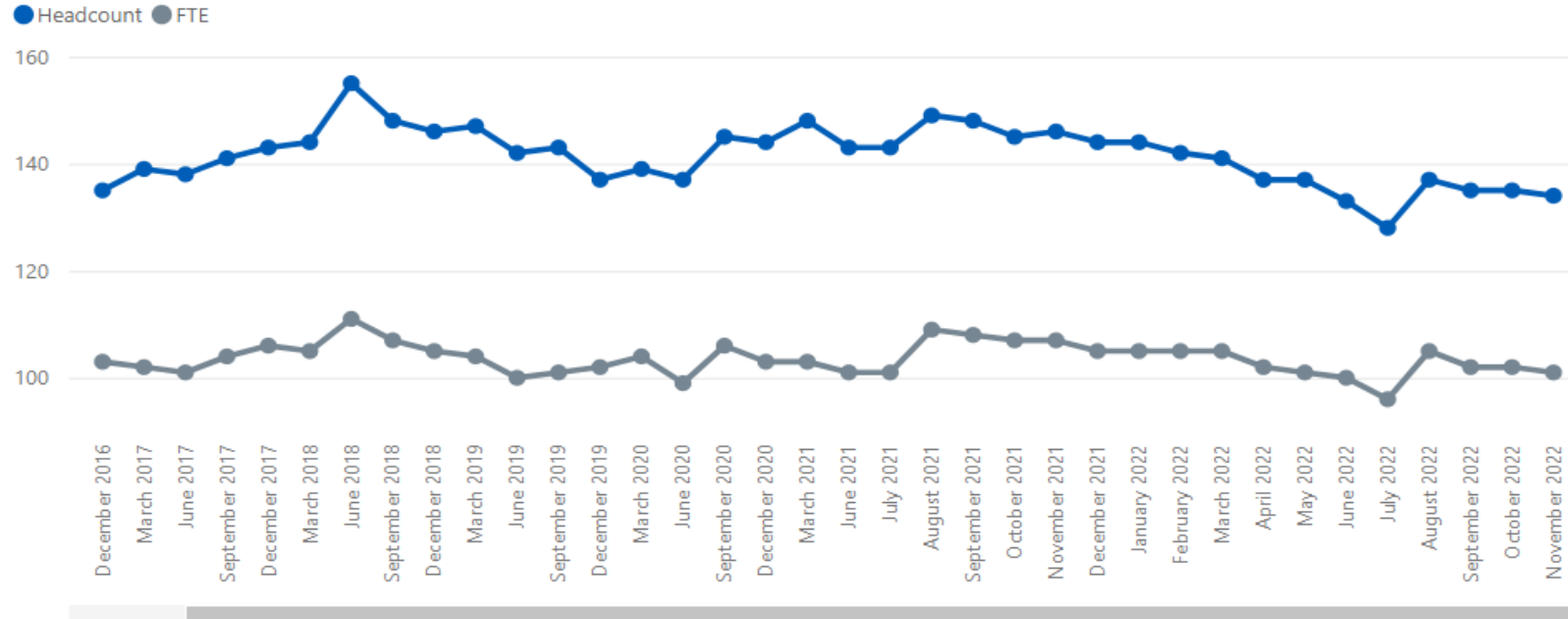
Receptionists:  
**HC = 292**  
**FTE = 184**

Telephonists:  
**HC = 1**  
**FTE = 1**

# Southend Demographics – Headcount and FTE



# Southend GP Trends – Headcount and FTE

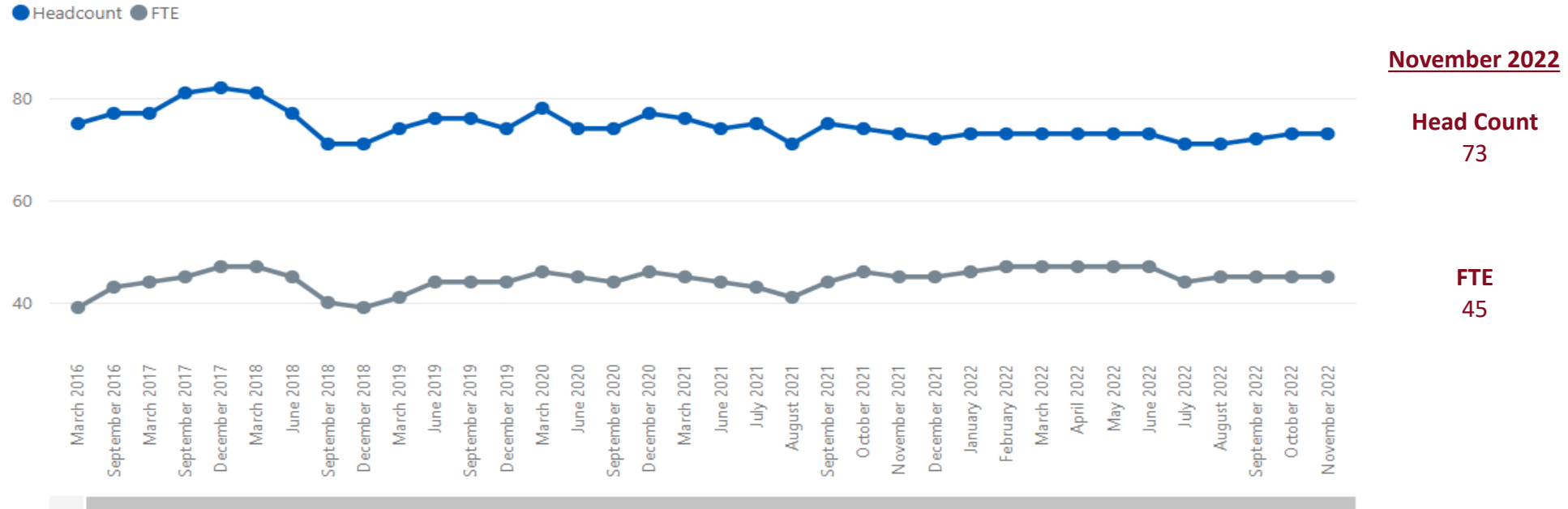


**November 2022**

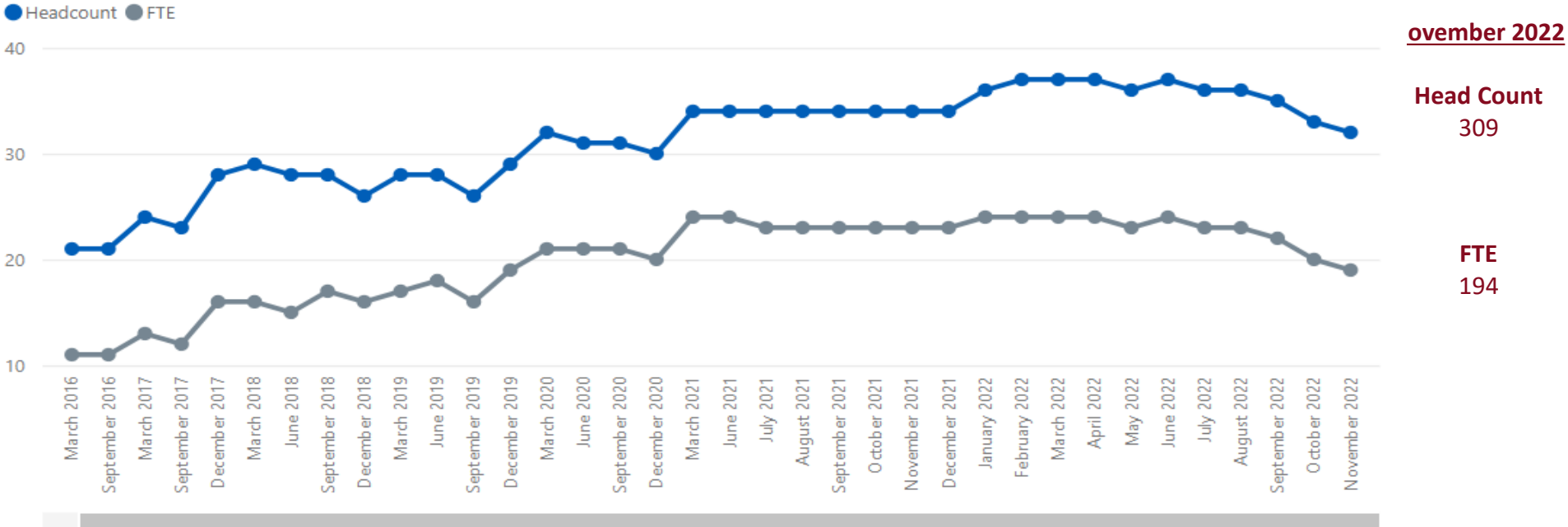
**Head Count**  
134

**FTE**  
101

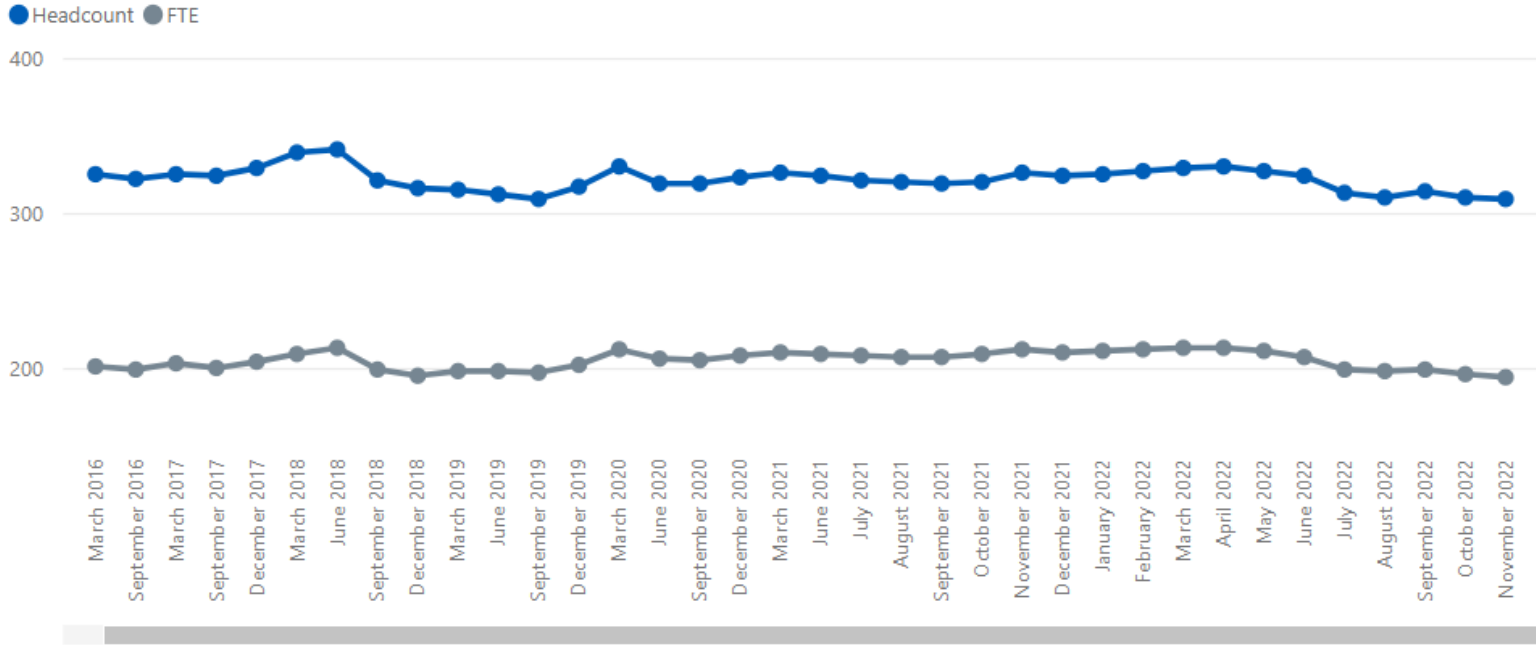
# Southend Nurses Trends – Headcount and FTE



# Southend Direct Patient Care Trends – Headcount and FTE



# Southend Administration/Non-Clinical Trends – Headcount and FTE



**November 2022**

**Head Count**  
524

**FTE**  
355



# Southend Selected Local Information

