

Essex
GP Practices
Workforce Information

January 2023

Index

3	Summary
4	Essex Overall
11	North East Essex
18	West Essex
25	Mid Essex
32	Basildon & Brentwood
39	Thurrock
46	Castle Point & Rochford
53	Southend

Summary

- The first part of this report presents data for GPs, Nurses, Direct Patient Care and Admin/Non-Clinical staff working in Primary Care in Essex
- It is a snapshot of the Essex Primary Care workforce for January 2023
- Full Time Equivalent (FTE) is a standardised measure, 1.0 FTE equates to full-time work of 37.5 hours per week
- Headcount is the number of people working in a role
- NHS Digital is the source of the information

Essex GP Practices Workforce Information

January 2023

Essex Workforce Roles in Primary Care – Headcount and FTE



Doctors

GP Partners: HC = 540 FTE = 511	GP Regular Locums: HC = 87 FTE = 42	GP Retainers: HC = 9 FTE = 4	GPs in Training Grades: HC = 229 FTE = 216	Salaried GPs: HC = 363 FTE = 234
---	---	--	---	--

Key
 HC = Head Count
 FTE = Full-Time Equivalent



Nurses

Advanced Nurse Practitioners: HC = 196 FTE = 151	Extended Role Practice Nurses: HC = 12 FTE = 8	Nurse Dispensers: HC = 2 FTE = 2	Nurse Specialists: HC = 12 FTE = 8	Nursing Partners: HC = 1 FTE = 1	Other Nurses: HC = 8 FTE = 6	Practice Nurses: HC = 492 FTE = 325	Trainee Nurses: HC = 7 FTE = 5
--	--	--	--	--	--	---	--



Direct Patient Care

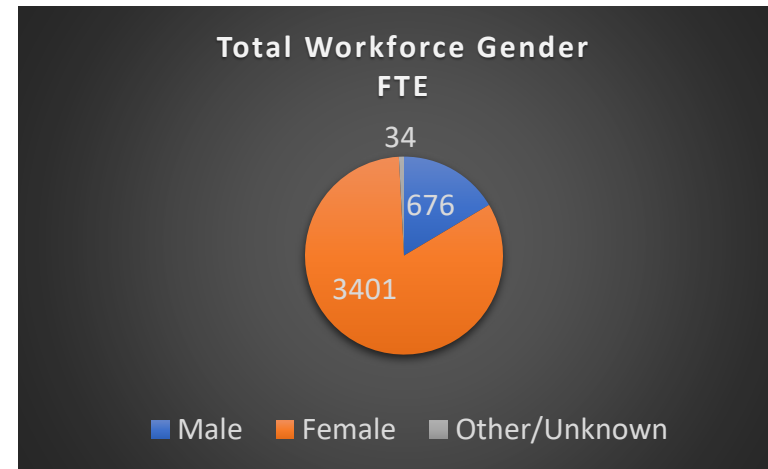
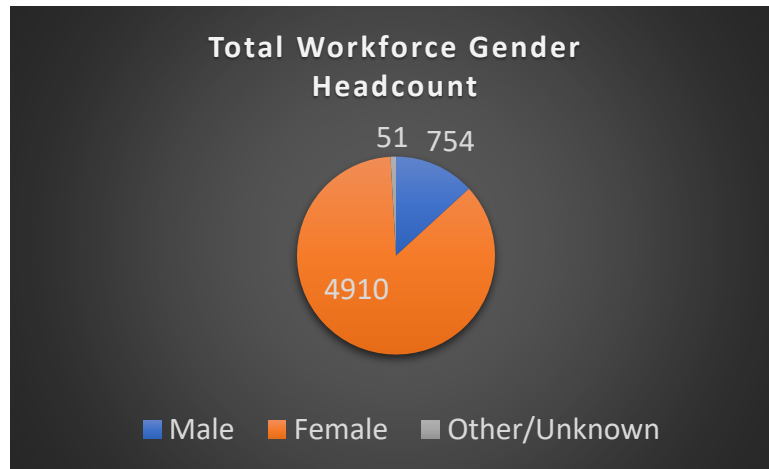
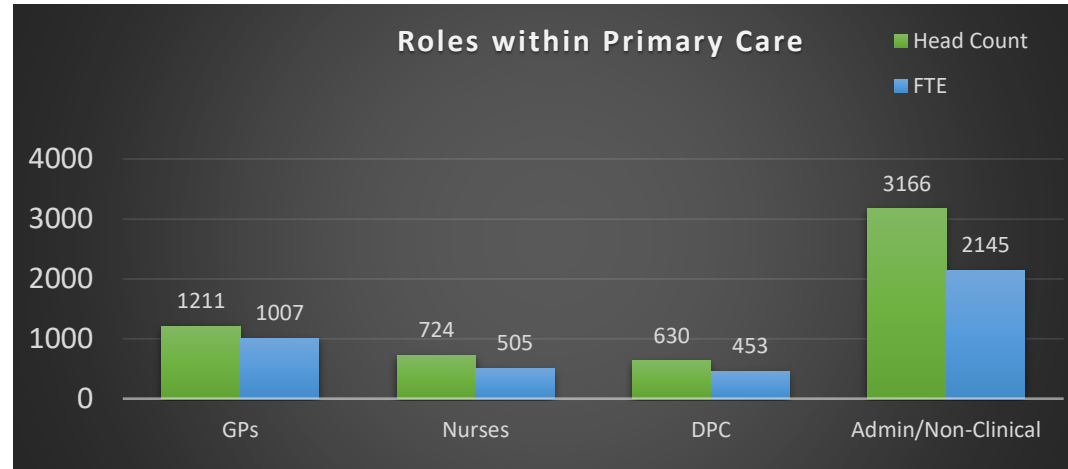
Advanced Paramedic Practitioners: HC = 10 FTE = 9	Advanced Pharmacist Practitioners: HC = 10 FTE = 8	Advanced Physiotherapist Practitioners: HC = 2 FTE = 1	Apprentices: HC = 1 FTE = 1	Dispensers: HC = 138 FTE = 99	Health Support Workers: HC = 5 FTE = 5	Health Care Assistants: HC = 283 FTE = 195
IAPT Staff: HC = 1 FTE = 1	Nursing Associates: HC = 9 FTE = 7	Other Direct Patient Care: HC = 15 FTE = 9	Paramedics: HC = 37 FTE = 33	Pharmacists: HC = 60 FTE = 41	Pharmacy Technicians: HC = 5 FTE = 3	Phlebotomists: HC = 29 FTE = 18
Physician Associates: HC = 20 FTE = 19	Physiotherapists: HC = 2 FTE = 2	Social Prescribing Link Workers: HC = 2 FTE = 1	Therapists: HC = 1 FTE = 0			



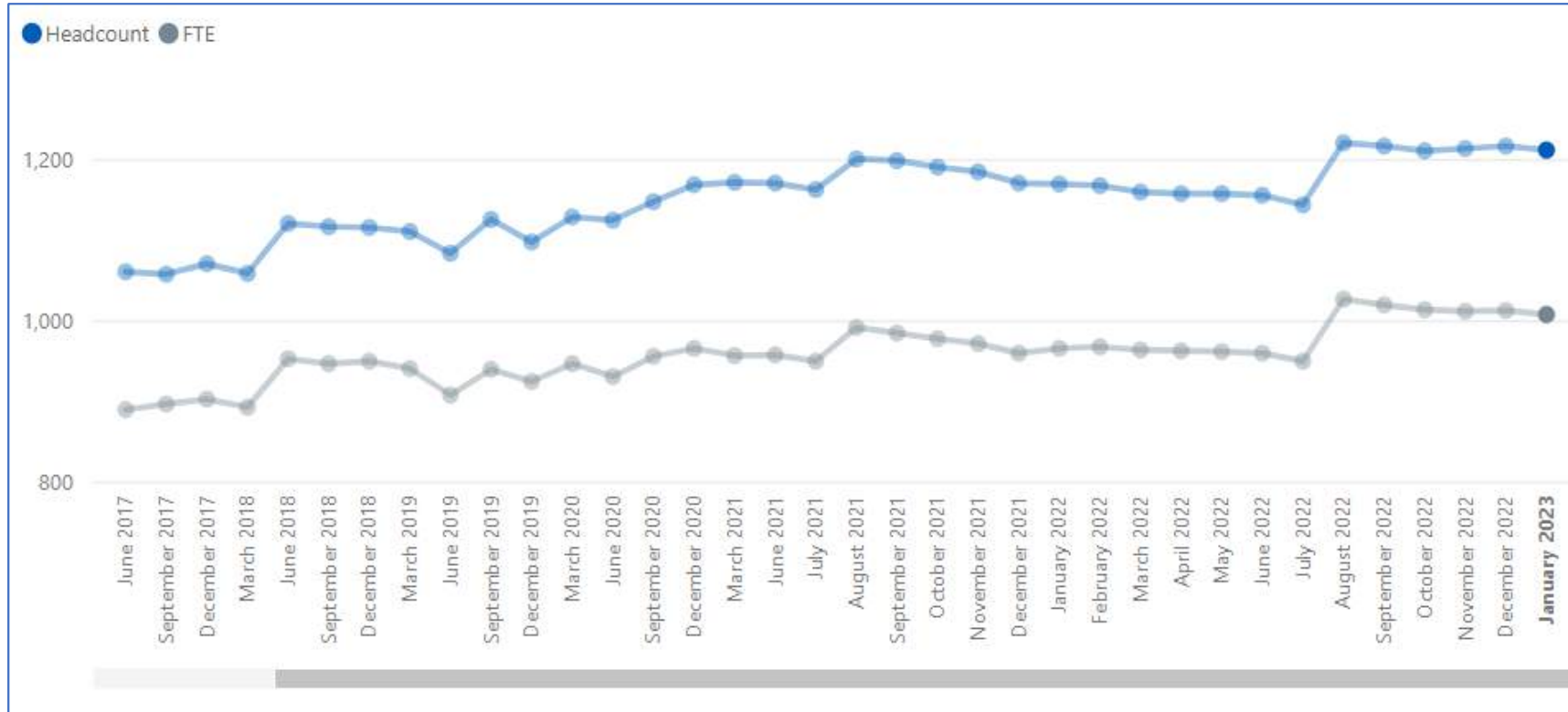
Administration

Apprentices: HC = 18 FTE = 16	Estates & Ancillary: HC = 25 FTE = 10	Management Partners: HC = 9 FTE = 9	Managers: HC = 322 FTE = 288	Medical Secretaries: HC = 315 FTE = 216	Other Admin/Non-clinical: HC = 682 FTE = 460	Receptionists: HC = 1797 FTE = 1139	Telephonists: HC = 11 FTE = 7
---	---	---	--	---	--	---	---

Essex Demographics – Headcount and FTE



Essex GP Trends – Headcount and FTE

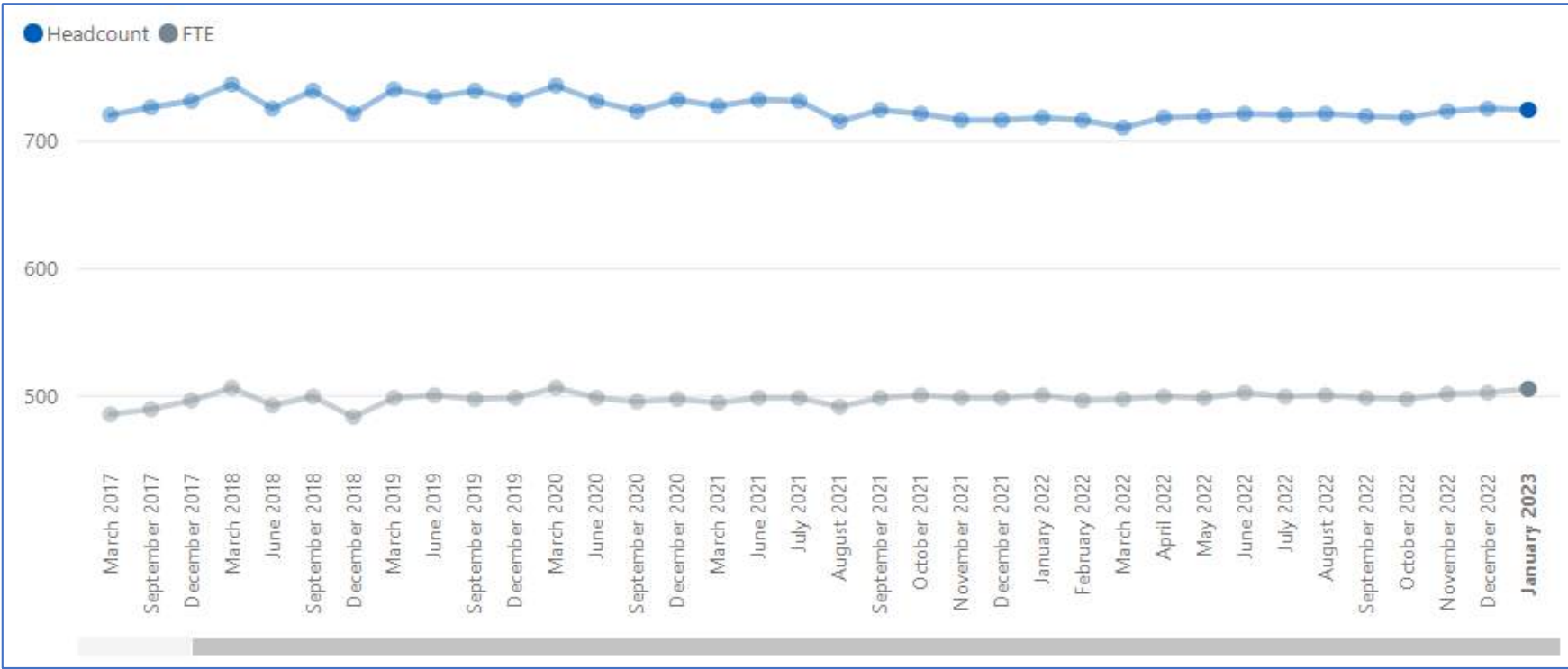


January 2023

Head Count
1,211

FTE
1,007

Nurses Trends – Headcount and FTE

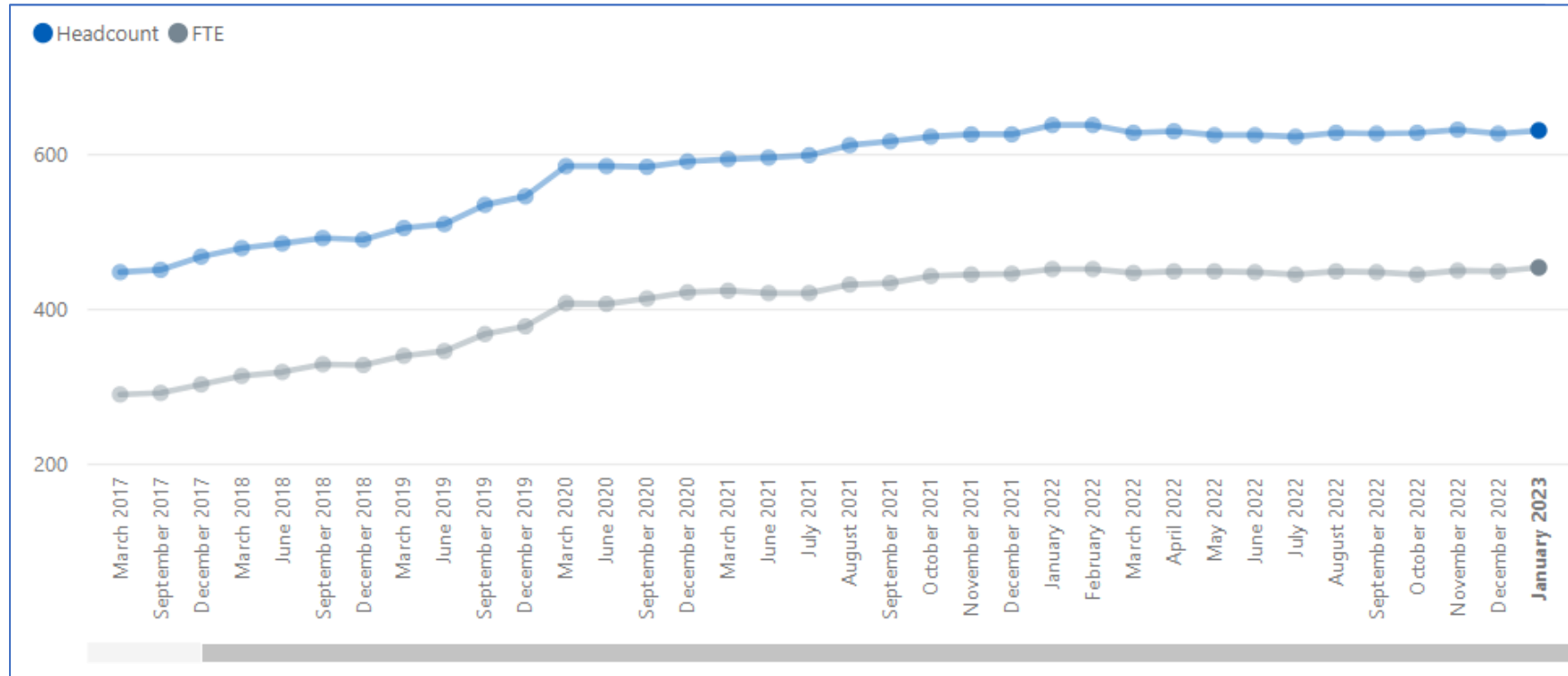


January 2023

Head Count
724

FTE
505

Direct Patient Care Trends – Headcount and FTE

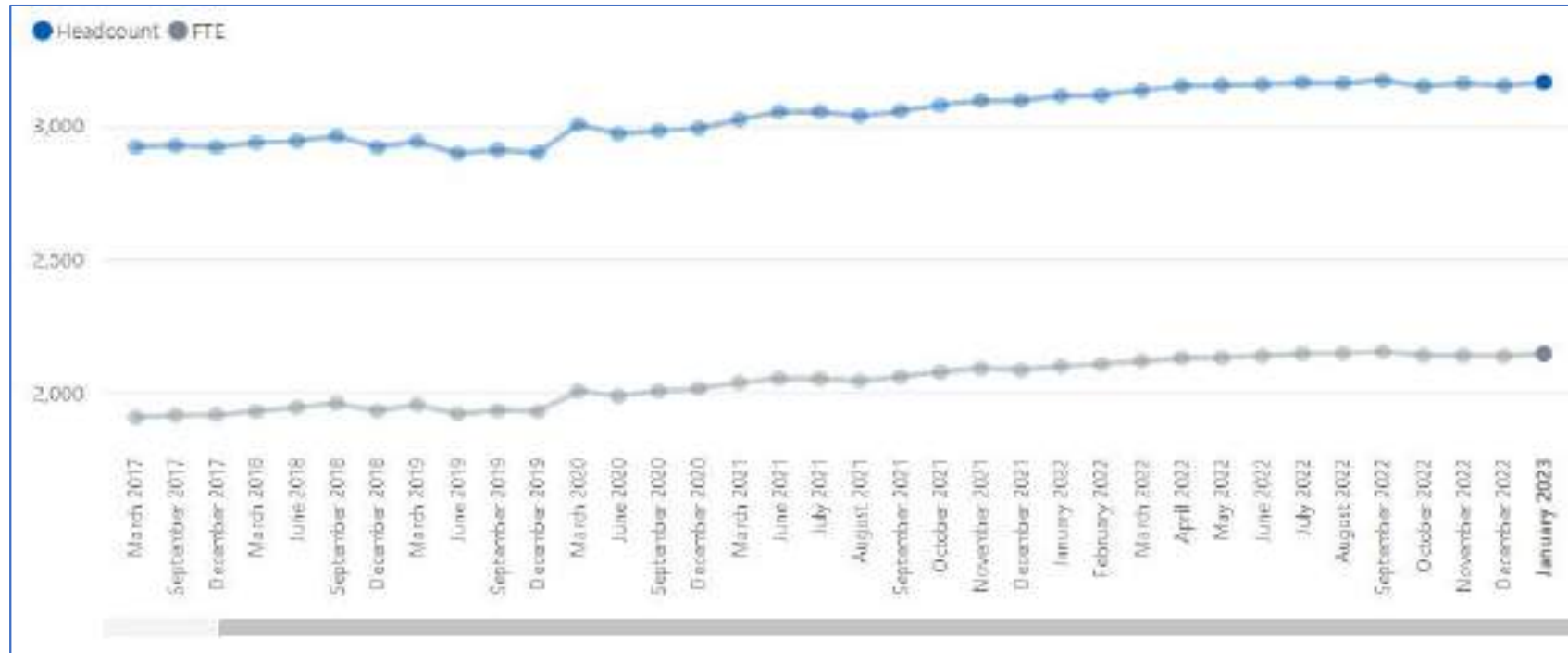


January 2023

Head Count
630

FTE
453

Administration/Non-Clinical Trends – Headcount and FTE



January 2023
Head Count
3,166

FTE
2,145

North East Essex GP Practices Workforce Information

January 2023

North East Essex Workforce Roles in Primary Care – Headcount and FTE



GP Partners:
HC = 95
FTE = 91

GP Regular Locums:
HC = 3
FTE = 1

GP Retainers:
HC = 3
FTE = 1

GPs in Training
 Grades:
HC = 30
FTE = 28

Salaried GPs:
HC = 75
FTE = 52

Key
 HC = Head Count
 FTE = Full-Time Equivalent



Advanced Nurse
 Practitioners:
HC = 66
FTE = 52

Extended Role
 Practice Nurses:
HC = 5
FTE = 2

Nurse
 Dispensers:
HC = 0
FTE = 0

Nurse
 Specialists:
HC = 7
FTE = 5

Nursing
 Partners:
HC = 0
FTE = 0

Other
 Nurses:
HC = 4
FTE = 3

Practice
 Nurses:
HC = 99
FTE = 76

Trainee
 Nurses:
HC = 3
FTE = 3



Advanced Paramedic
 Practitioners:
HC = 3
FTE = 3

Advanced Pharmacist
 Practitioners:
HC = 0
FTE = 0

Advanced Physiotherapist
 Practitioners:
HC = 1
FTE = 0

Apprentices:
HC = 0
FTE = 0

Dispensers:
HC = 17
FTE = 12

Health Support
 Workers:
HC = 2
FTE = 2

Health Care
 Assistants:
HC = 76
FTE = 57

IAPT
 Staff:
HC = 1
FTE = 1

Nursing
 Associates:
HC = 5
FTE = 4

Other Direct
 Patient Care:
HC = 3
FTE = 2

Paramedics:
HC = 16
FTE = 15

Pharmacists:
HC = 10
FTE = 8

Pharmacy
 Technicians:
HC = 3
FTE = 2

Phlebotomists:
HC = 14
FTE = 9

Physician
 Associates:
HC = 2
FTE = 2

Physiotherapists:
HC = 0
FTE = 0

Social Prescribing
 Link Workers:
HC = 0
FTE = 0

Therapists:
HC = 0
FTE = 0



Apprentices:
HC = 7
FTE = 7

Estates
 & Ancillary:
HC = 5
FTE = 2

Management
 Partners:
HC = 1
FTE = 1

Managers:
HC = 74
FTE = 67

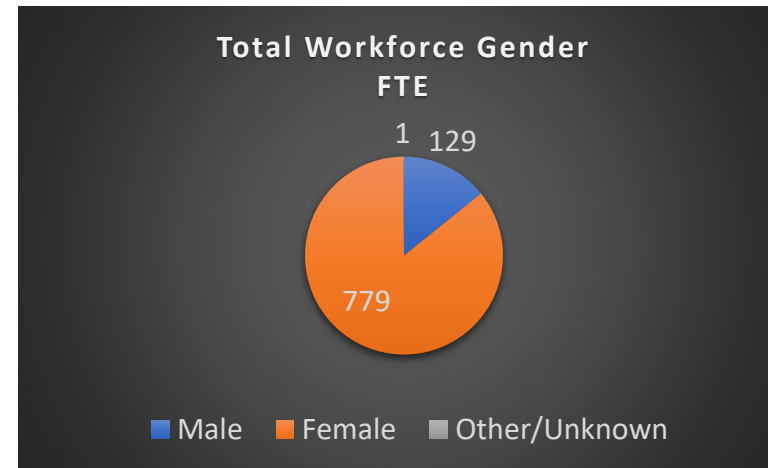
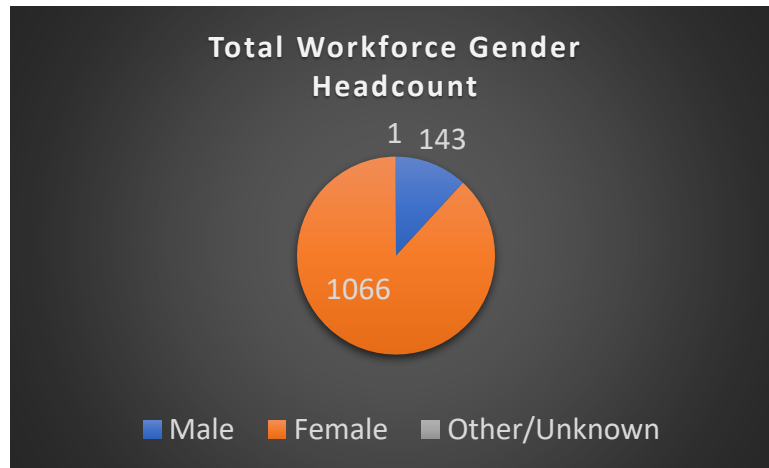
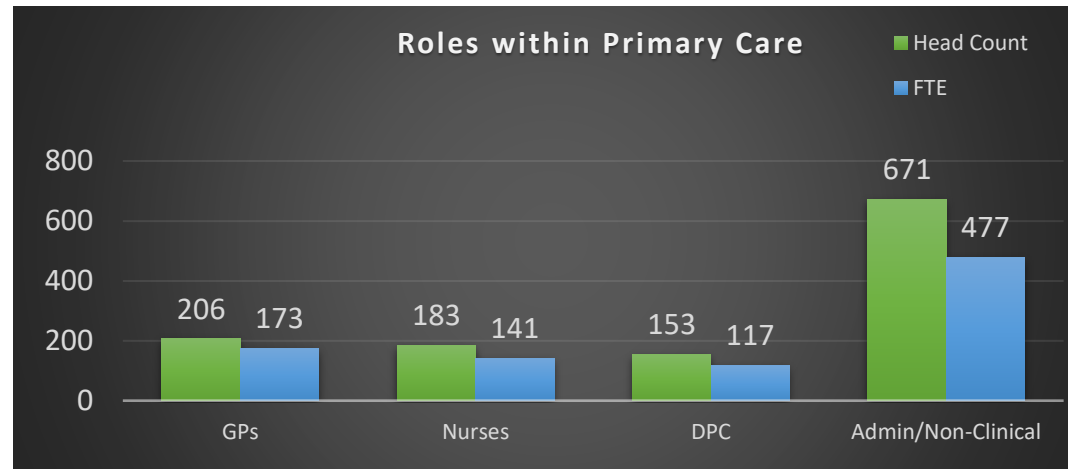
Medical
 Secretaries:
HC = 63
FTE = 46

Other Admin/Non-
 clinical:
HC = 176
FTE = 115

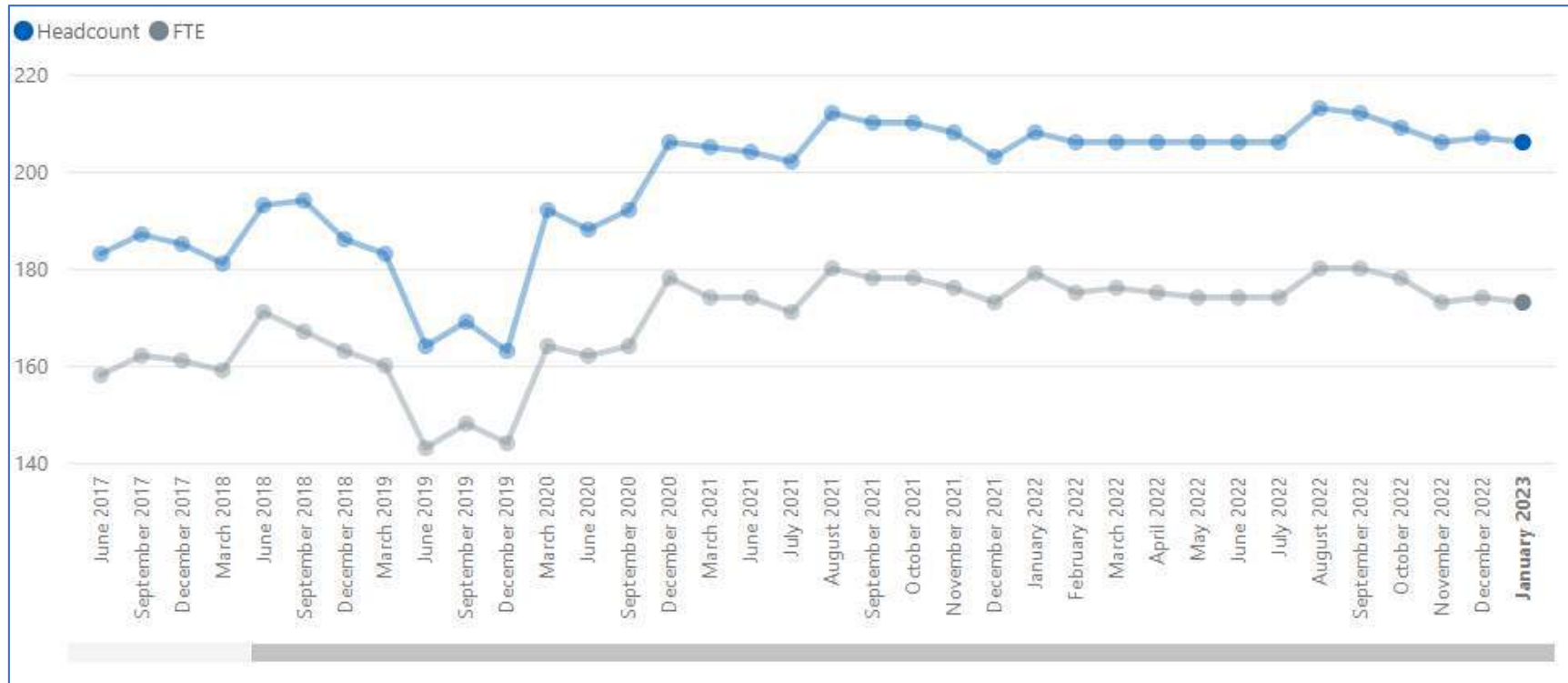
Receptionists:
HC = 343
FTE = 236

Telephonists:
HC = 6
FTE = 4

North East Essex Demographics – Headcount and FTE



North East Essex GP Trends – Headcount and FTE

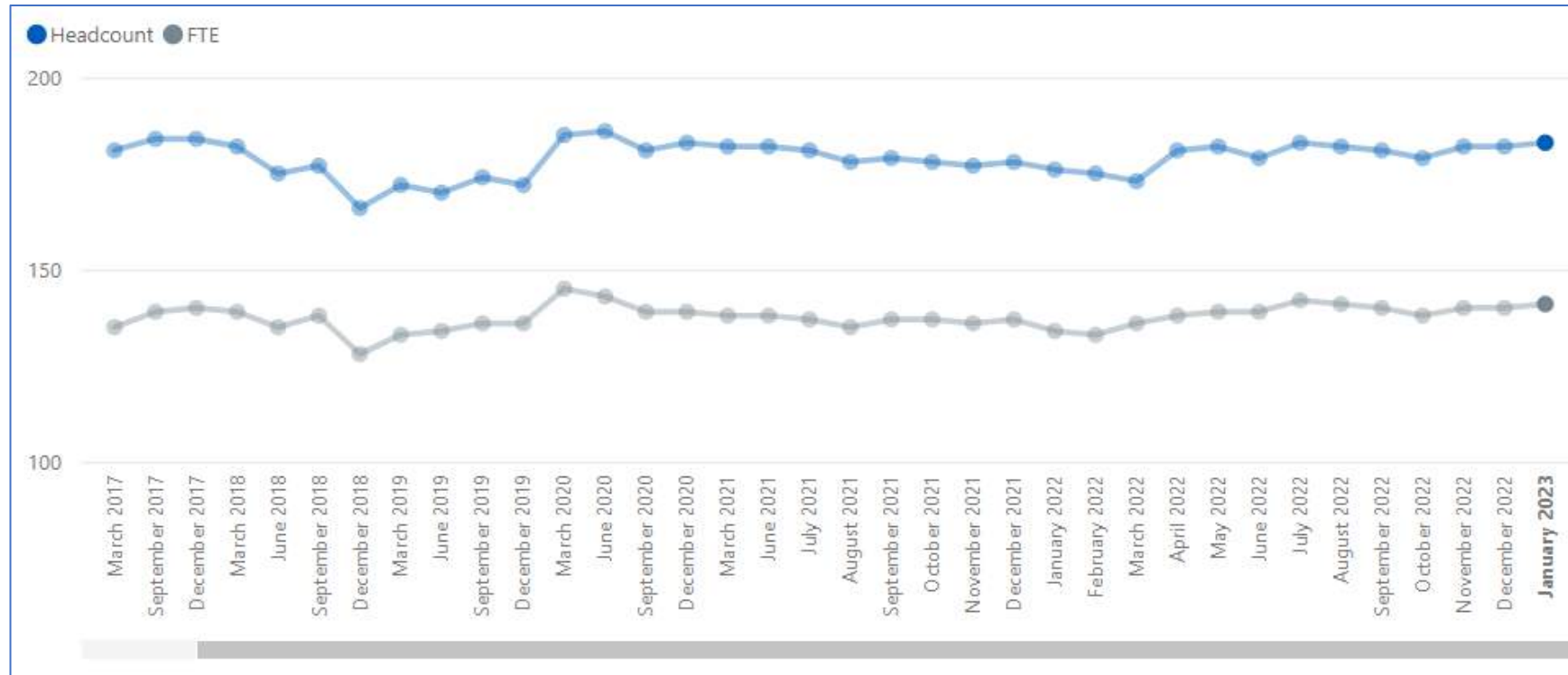


January 2023

Head Count
206

FTE
173

North East Essex Nurses Trends – Headcount and FTE

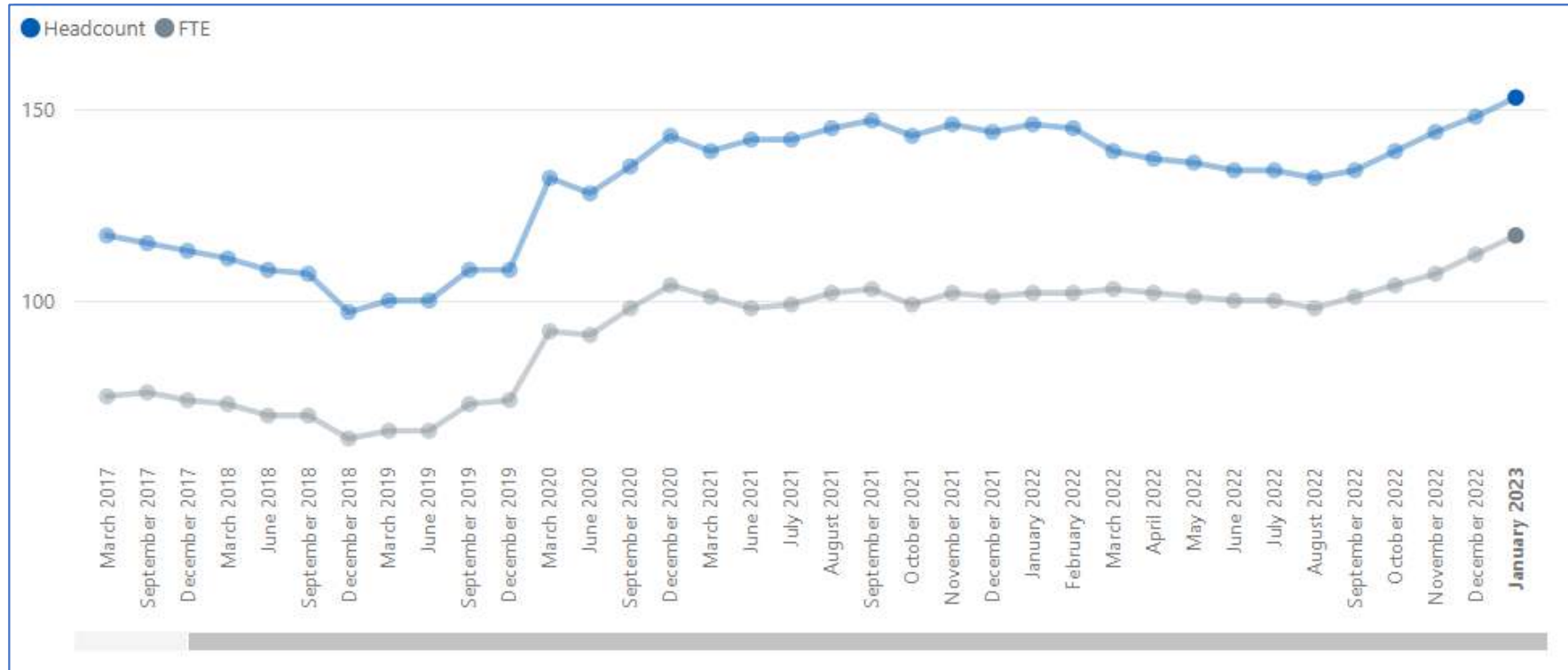


January 2023

Head Count
183

FTE
141

North East Essex Direct Patient Care Trends – Headcount and FTE

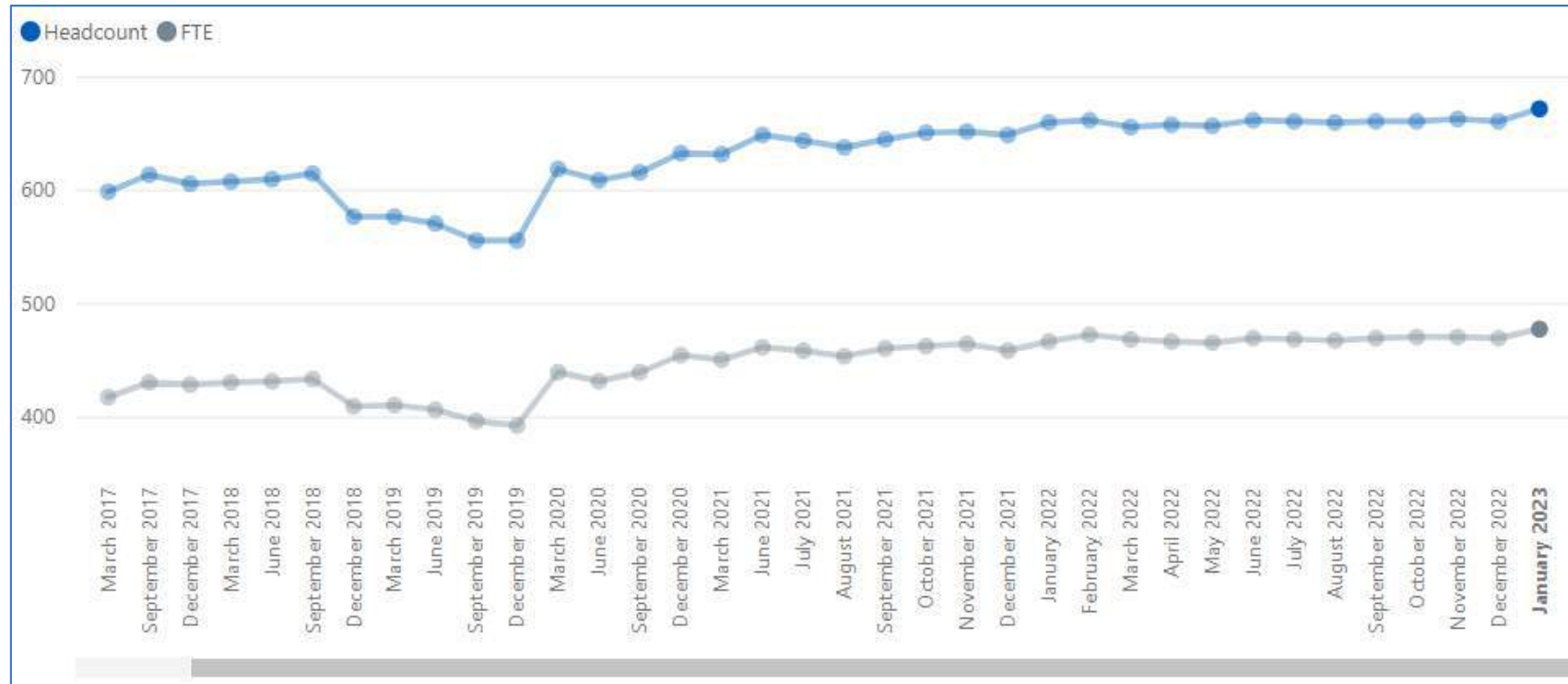


January 2023

Head Count
153

FTE
117

North East Essex Administration/Non-Clinical Trends – Headcount and FTE



January 2023

Head Count
671

FTE
477

West Essex GP Practices Workforce Information

January 2023

West Essex Workforce Roles in Primary Care – Headcount and FTE



Doctors

GP Partners: HC = 90 FTE = 79	GP Regular Locums: HC = 15 FTE = 7	GP Retainers: HC = 3 FTE = 1	GPs in Training Grades: HC = 71 FTE = 67	Salaried GPs: HC = 79 FTE = 45
---	--	--	---	--

Key
 HC = Head Count
 FTE = Full-Time Equivalent



Nurses

Advanced Nurse Practitioners: HC = 25 FTE = 19	Extended Role Practice Nurses: HC = 0 FTE = 0	Nurse Dispensers: HC = 0 FTE = 0	Nurse Specialists: HC = 1 FTE = 0	Nursing Partners: HC = 1 FTE = 1	Other Nurses: HC = 0 FTE = 0	Practice Nurses: HC = 71 FTE = 51	Trainee Nurses: HC = 1 FTE = 1
--	---	--	---	--	--	---	--



Direct Patient Care

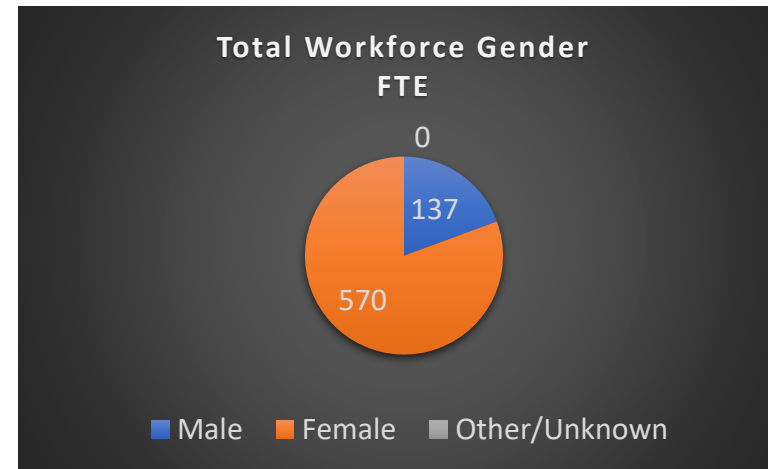
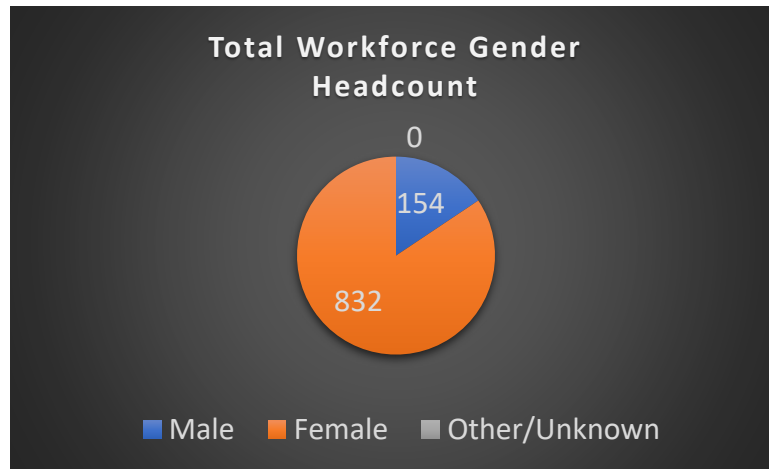
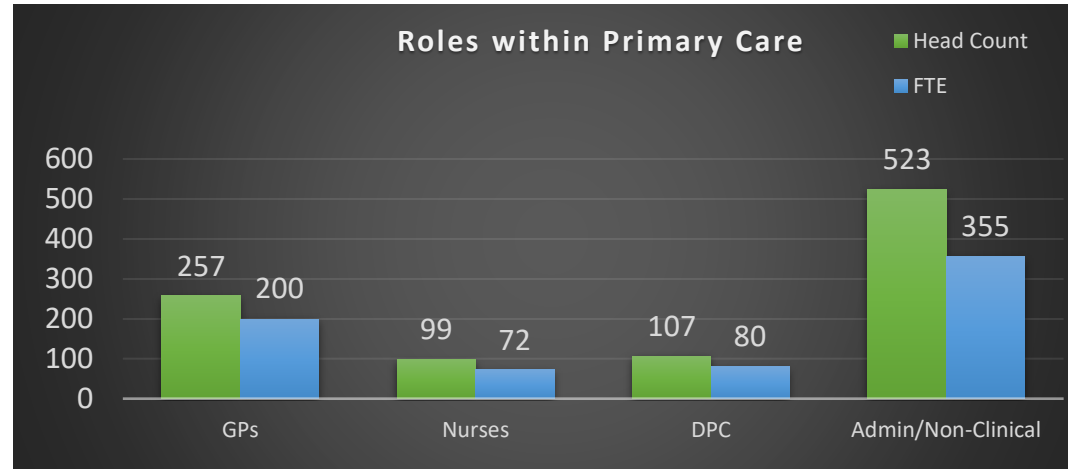
Advanced Paramedic Practitioners: HC = 1 FTE = 1	Advanced Pharmacist Practitioners: HC = 1 FTE = 1	Advanced Physiotherapist Practitioners: HC = 0 FTE = 0	Apprentices: HC = 0 FTE = 0	Dispensers: HC = 32 FTE = 24	Health Support Workers: HC = 3 FTE = 3	Health Care Assistants: HC = 54 FTE = 37
Nursing Associates: HC = 0 FTE = 0	Other Direct Patient Care: HC = 1 FTE = 1	Paramedics: HC = 4 FTE = 4	Pharmacists: HC = 7 FTE = 4	Pharmacy Technicians: HC = 0 FTE = 0	Phlebotomists: HC = 1 FTE = 1	Physician Associates: HC = 2 FTE = 3
Physiotherapists: HC = 0 FTE = 0	Social Prescribing Link Workers: HC = 1 FTE = 1	Therapists: HC = 0 FTE = 0				



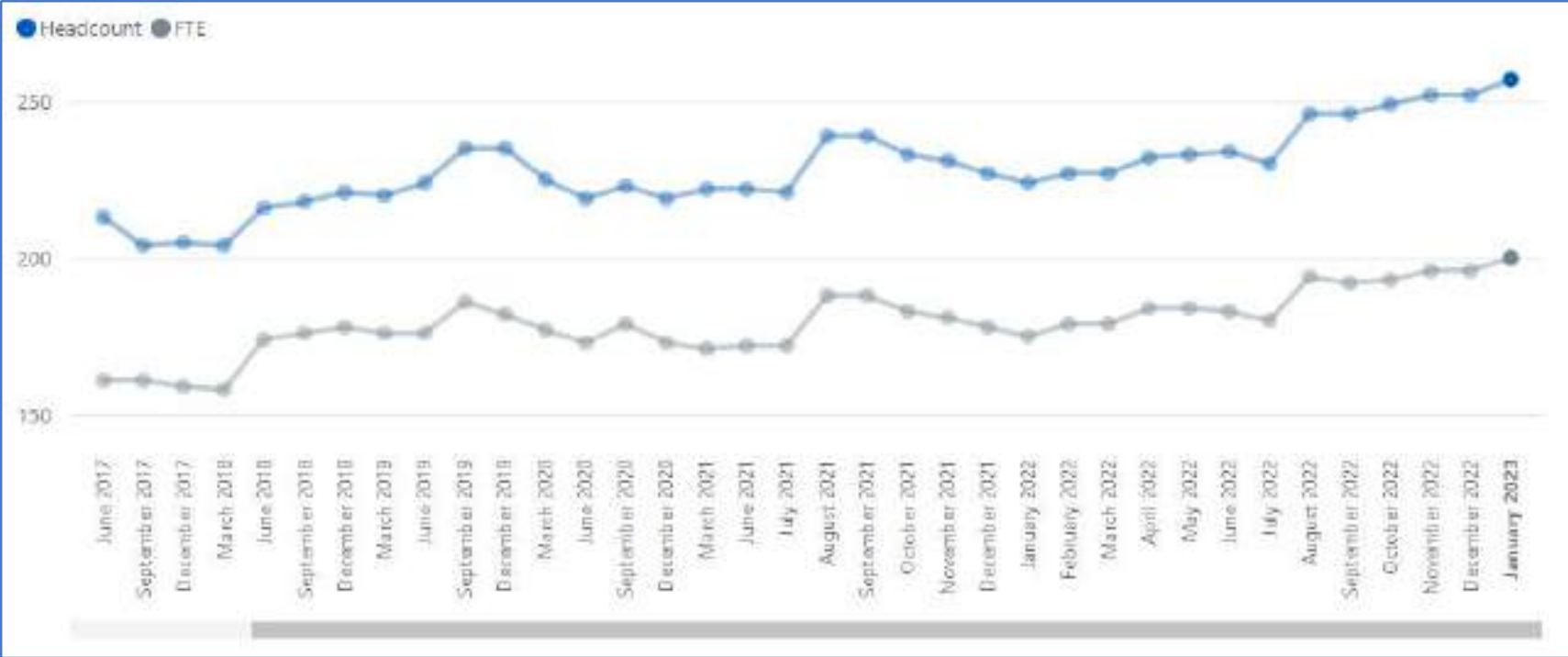
Administration

Apprentices: HC = 0 FTE = 0	Estates & Ancillary: HC = 2 FTE = 1	Management Partners: HC = 1 FTE = 1	Managers: HC = 54 FTE = 46	Medical Secretaries: HC = 52 FTE = 36	Other Admin/Non-clinical: HC = 122 FTE = 87	Receptionists: HC = 292 FTE = 184	Telephonists: HC = 1 FTE = 1
---	---	---	--	---	---	---	--

West Essex Demographics – Headcount and FTE



West Essex GP Trends – Headcount and FTE

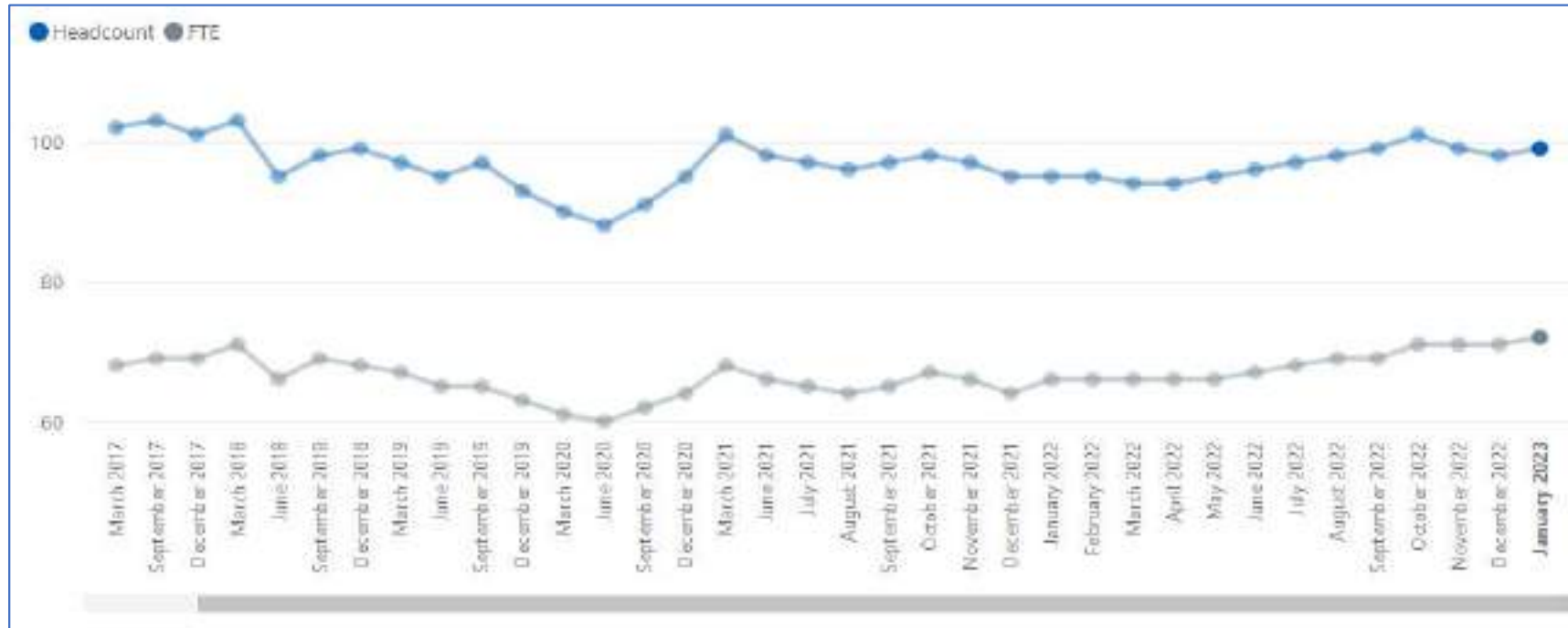


January 2023

Head Count
257

FTE
200

West Essex Nurses Trends – Headcount and FTE

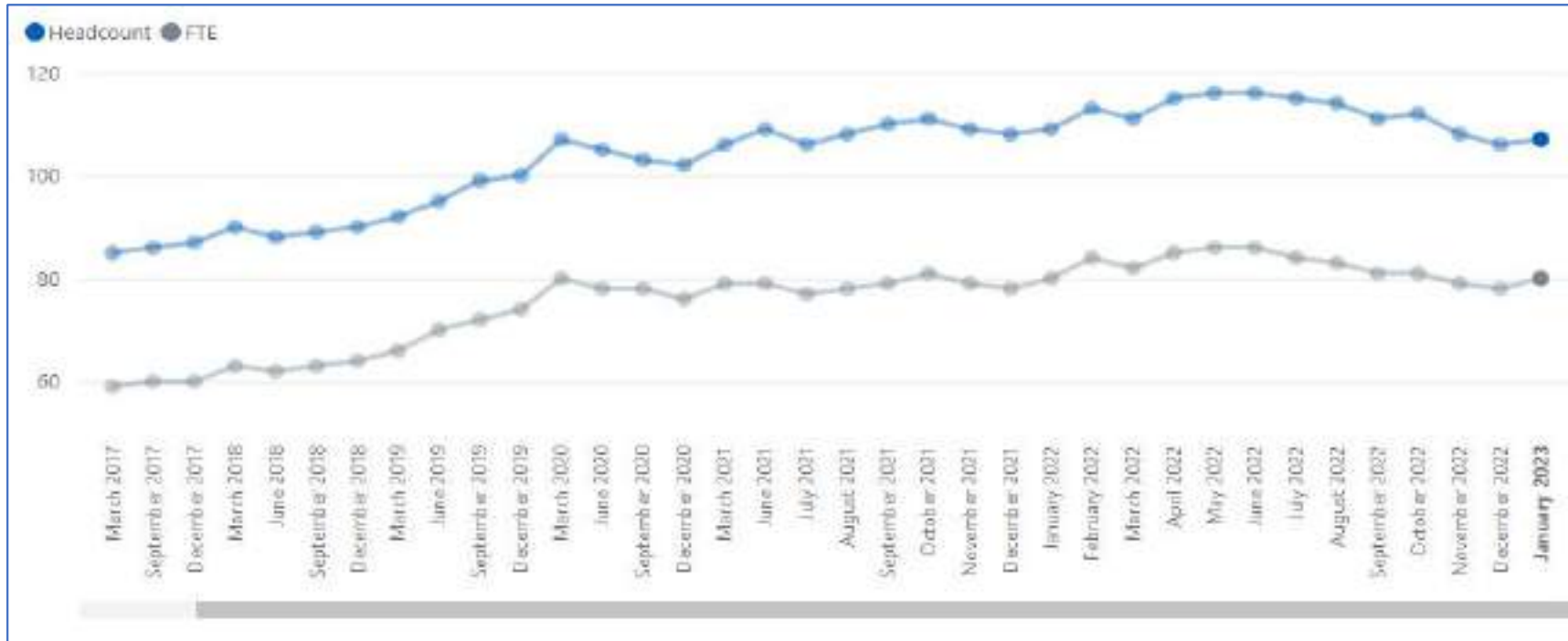


January 2023

Head Count
99

FTE
72

West Essex Direct Patient Care Trends – Headcount and FTE

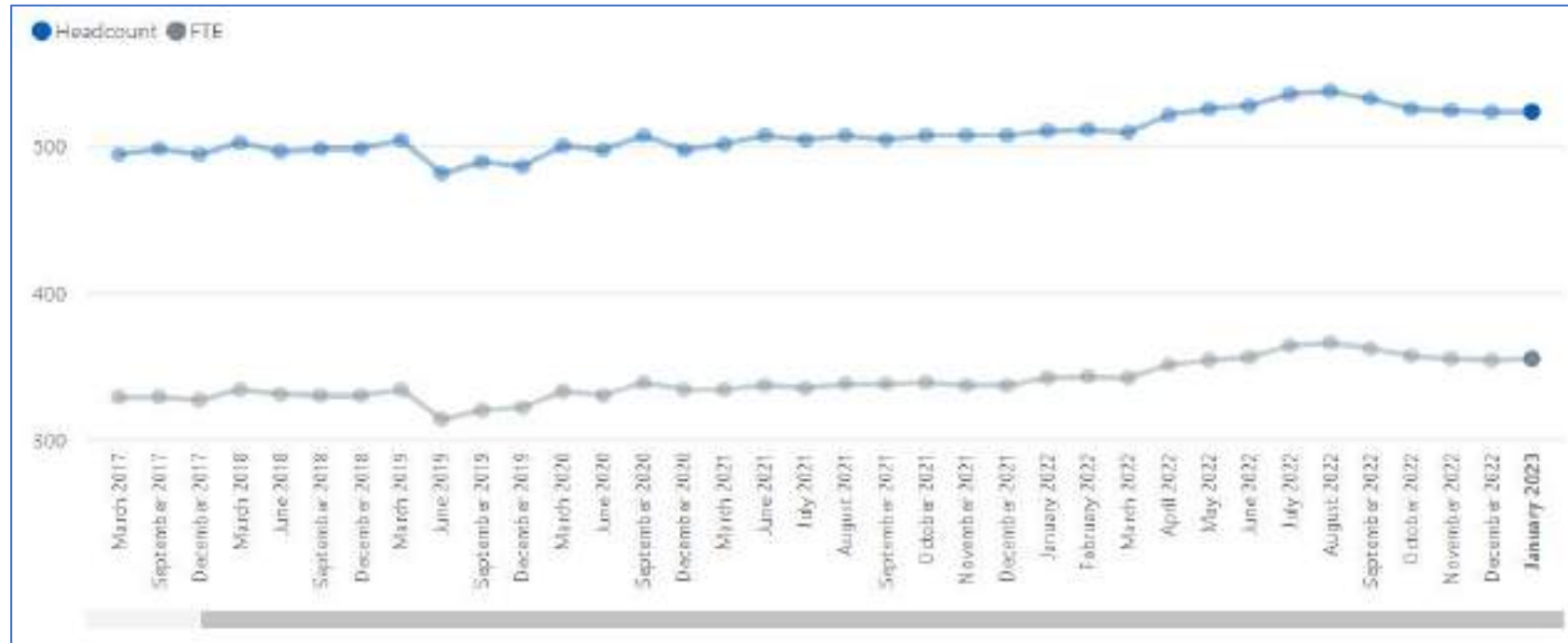


January 2023

Head Count
107

FTE
80

West Essex Administration/Non-Clinical Trends – Headcount and FTE



January 2023

Head Count
523

FTE
355

Mid Essex GP Practices Workforce Information

January 2023

Mid Essex Workforce Roles in Primary Care – Headcount and FTE



GP Partners:
HC = 113
FTE = 113

GP Regular Locums:
HC = 6
FTE = 4

GP Retainers:
HC = 1
FTE = 0

GPs in Training
 Grades:
HC = 51
FTE = 49

Salaried
 GPs:
HC = 87
FTE = 53

Key
 HC = Head Count
 FTE = Full-Time Equivalent



Advanced Nurse
 Practitioners:
HC = 43
FTE = 32

Extended Role
 Practice Nurses:
HC = 2
FTE = 2

Nurse
 Dispensers:
HC = 1
FTE = 1

Nurse
 Specialists:
HC = 1
FTE = 1

Nursing
 Partners:
HC = 0
FTE = 0

Other
 Nurses:
HC = 2
FTE = 1

Practice
 Nurses:
HC = 117
FTE = 74

Trainee
 Nurses:
HC = 0
FTE = 0



Advanced Paramedic
 Practitioners:
HC = 4
FTE = 4

Advanced Pharmacist
 Practitioners:
HC = 6
FTE = 5

Advanced Physiotherapist
 Practitioners:
HC = 1
FTE = 1

Apprentices:
HC = 0
FTE = 0

Dispensers:
HC = 76
FTE = 54

Health Support
 Workers:
HC = 0
FTE = 0

Health Care
 Assistants:
HC = 57
FTE = 38

Nursing
 Associates:
HC = 0
FTE = 0

Other Direct
 Patient Care:
HC = 6
FTE = 3

Paramedics:
HC = 12
FTE = 10

Pharmacists:
HC = 17
FTE = 12

Pharmacy
 Technicians:
HC = 2
FTE = 1

Phlebotomists:
HC = 2
FTE = 1

Physician
 Associates:
HC = 2
FTE = 2

Physiotherapists:
HC = 1
FTE = 1

Social Prescribing
 Link Workers:
HC = 1
FTE = 0

Therapists:
HC = 0
FTE = 0

Trainee Nursing
 Associates:
HC = 1
FTE = 1



Apprentices:
HC = 2
FTE = 2

Estates
 & Ancillary:
HC = 8
FTE = 2

Management
 Partners:
HC = 2
FTE = 2

Managers:
HC = 63
FTE = 57

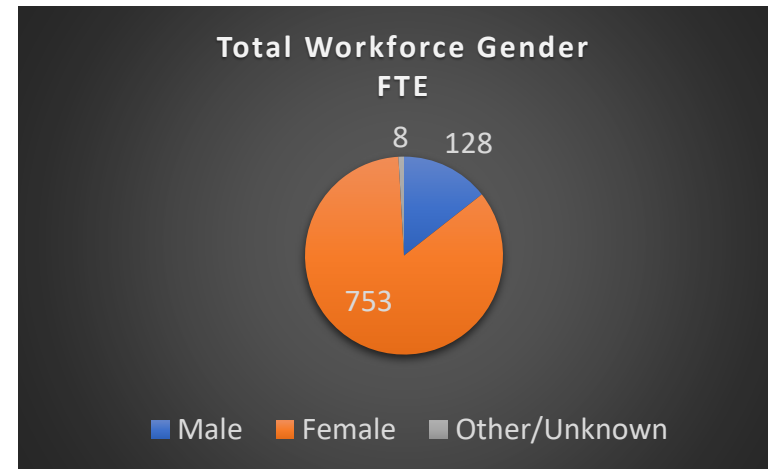
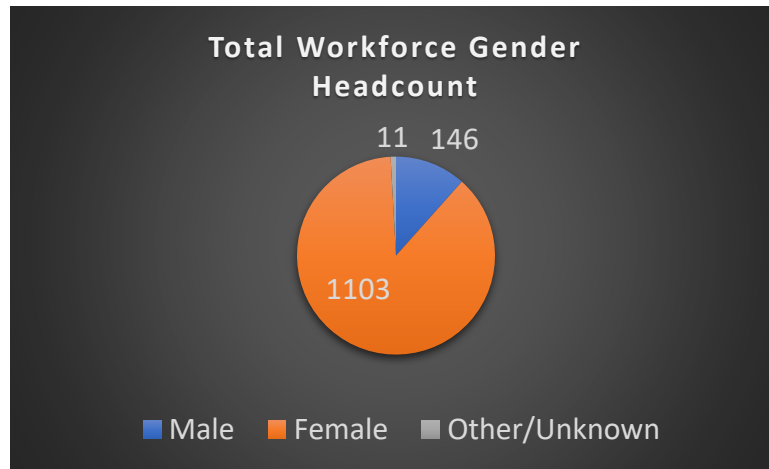
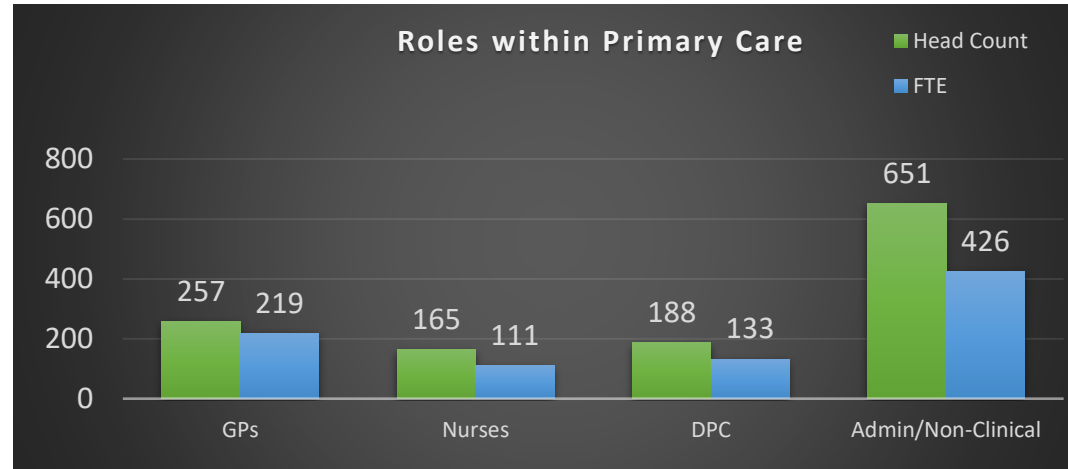
Medical
 Secretaries:
HC = 82
FTE = 52

Other Admin/Non-
 clinical:
HC = 181
FTE = 121

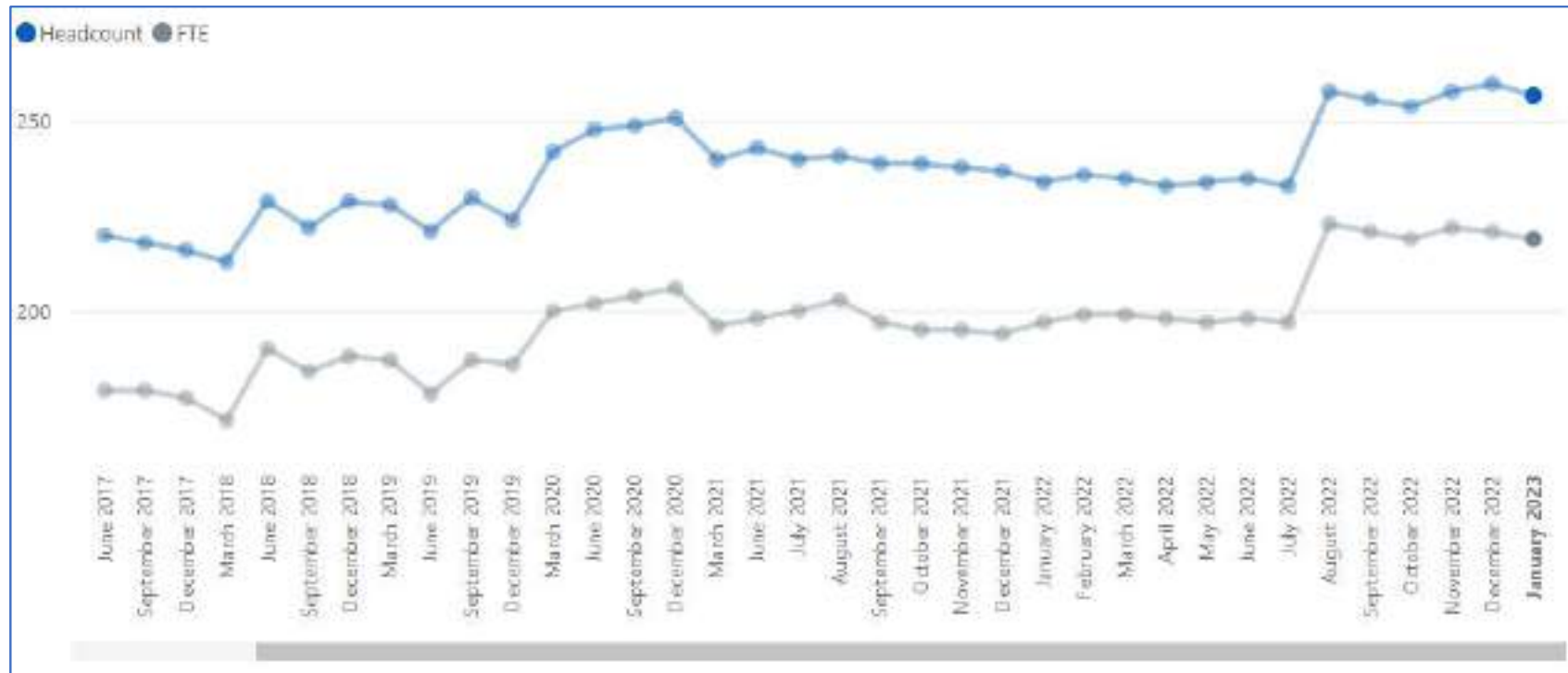
Receptionists:
HC = 315
FTE = 191

Telephonists:
HC = 1
FTE = 1

Mid Essex Demographics – Headcount and FTE



Mid Essex GP Trends – Headcount and FTE

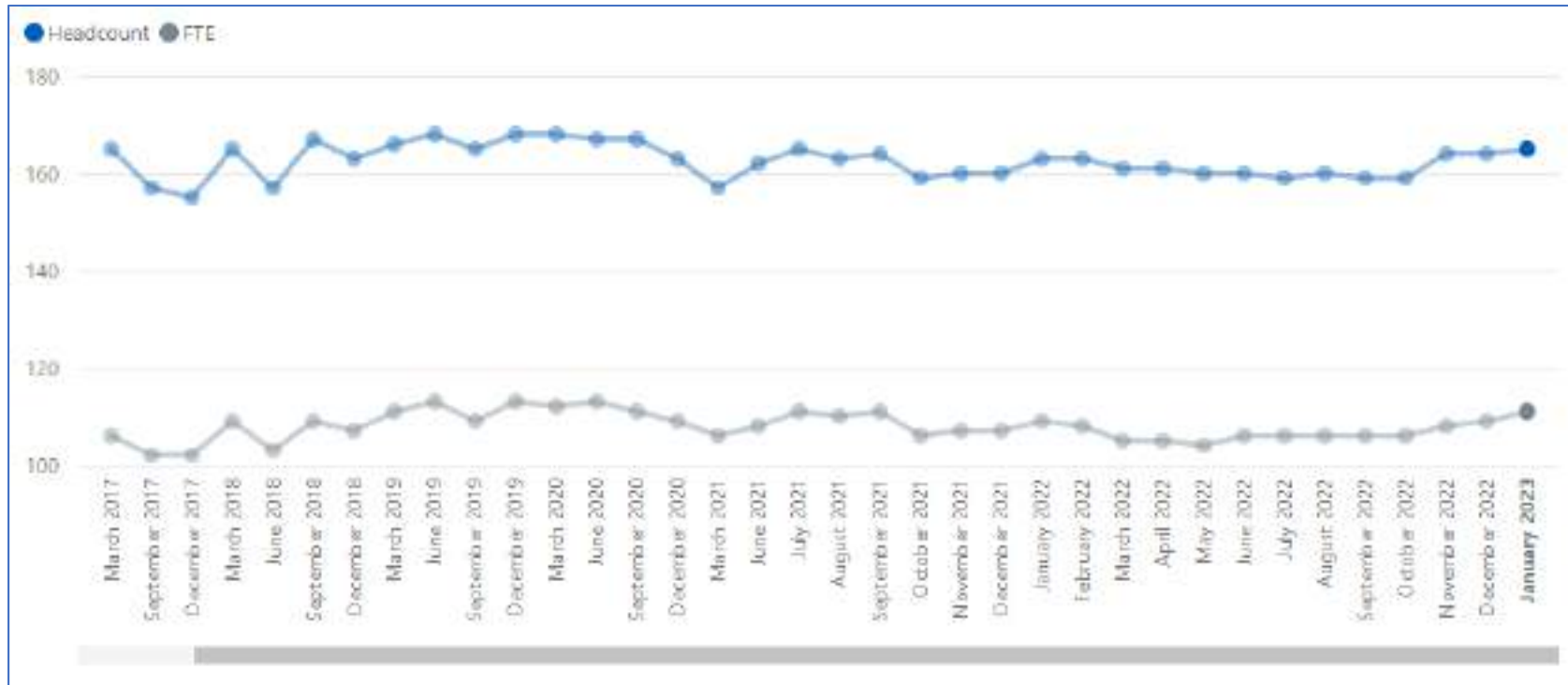


January 2023

Head Count
257

FTE
219

Mid Essex Nurses Trends – Headcount and FTE

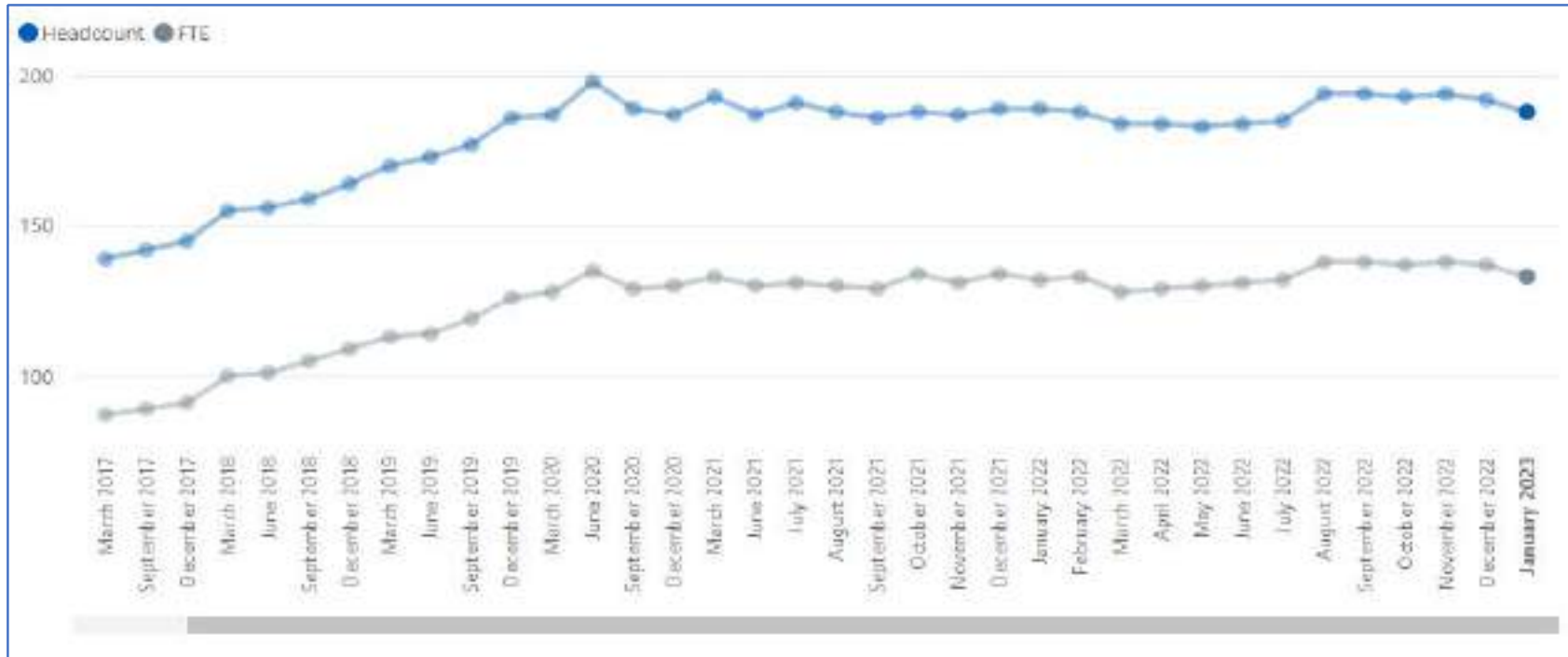


January 2023

Head Count
165

FTE
111

Mid Essex Direct Patient Care Trends – Headcount and FTE

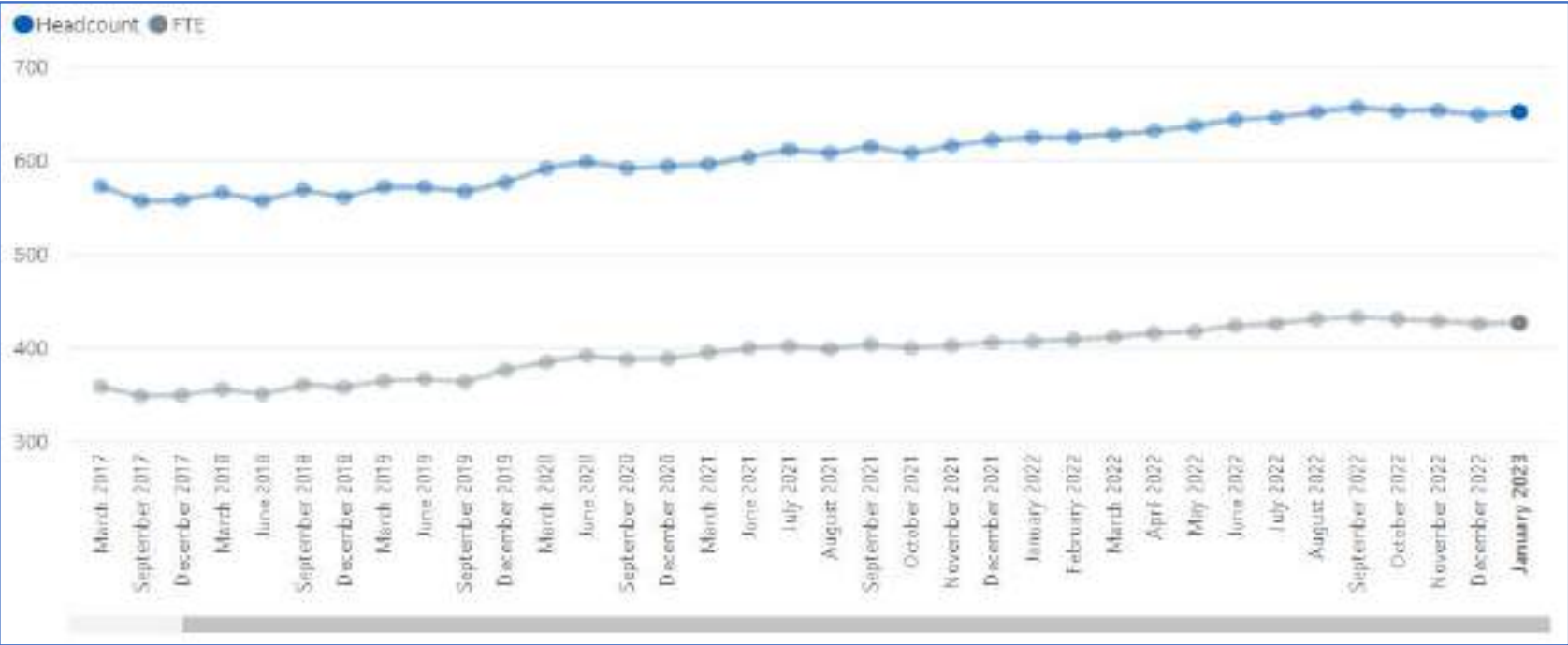


January 2023

Head Count
188

FTE
133

Mid Essex Administration/Non-Clinical Trends – Headcount and FTE



January 2023

Head Count
651

FTE
426

**Basildon & Brentwood
GP Practices
Workforce Information**

January 2023

Basildon & Brentwood Workforce Roles in Primary Care – Headcount and FTE



GP Partners:
HC = 99
FTE = 86

GP Regular Locums:
HC = 11
FTE = 5

GP Retainers:
HC = 1
FTE = 1

GPs in Training
 Grades:
HC = 21
FTE = 19

Salaried
 GPs:
HC = 32
FTE = 19

Key
 HC = Head Count
 FTE = Full-Time Equivalent



Advanced Nurse
 Practitioners:
HC = 21
FTE = 16

Extended Role
 Practice Nurses:
HC = 0
FTE = 0

Nurse
 Dispensers:
HC = 0
FTE = 0

Nurse
 Specialists:
HC = 1
FTE = 1

Nursing
 Partners:
HC = 0
FTE = 0

Other
 Nurses:
HC = 1
FTE = 0

Practice
 Nurses:
HC = 76
FTE = 44

Trainee
 Nurses:
HC = 1
FTE = 0



Advanced Paramedic
 Practitioners:
HC = 0
FTE = 0

Advanced Pharmacist
 Practitioners:
HC = 0
FTE = 0

Advanced Physiotherapist
 Practitioners:
HC = 0
FTE = 0

Apprentices:
HC = 0
FTE = 0

Dispensers:
HC = 4
FTE = 3

Health Support
 Workers:
HC = 0
FTE = 0

Health Care
 Assistants:
HC = 29
FTE = 20

Nursing
 Associates:
HC = 1
FTE = 1

Other Direct
 Patient Care:
HC = 0
FTE = 0

Paramedics:
HC = 1
FTE = 1

Pharmacists:
HC = 10
FTE = 6

Pharmacy
 Technicians:
HC = 0
FTE = 0

Phlebotomists:
HC = 1
FTE = 0

Physician
 Associates:
HC = 4
FTE = 4

Physiotherapists:
HC = 0
FTE = 0

Social Prescribing
 Link Workers:
HC = 0
FTE = 0

Therapists:
HC = 0
FTE = 0



Apprentices:
HC = 4
FTE = 4

Estates
 & Ancillary:
HC = 3
FTE = 2

Management
 Partners:
HC = 0
FTE = 0

Managers:
HC = 40
FTE = 35

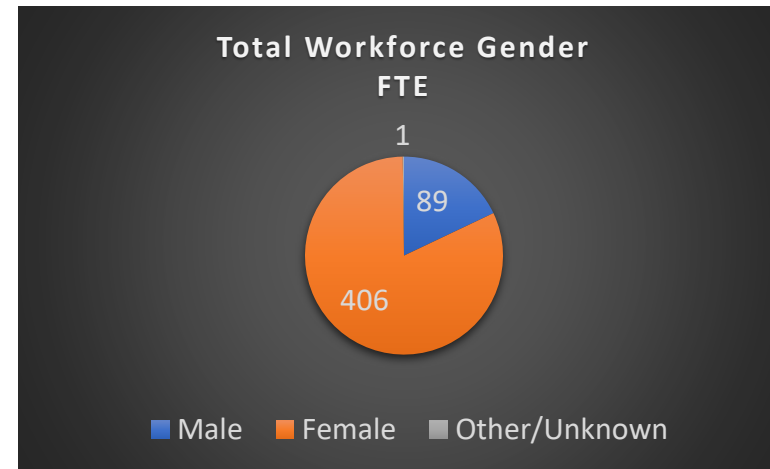
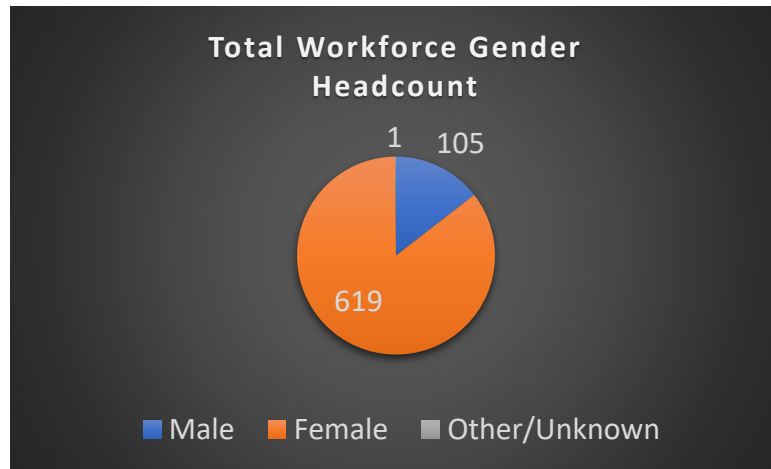
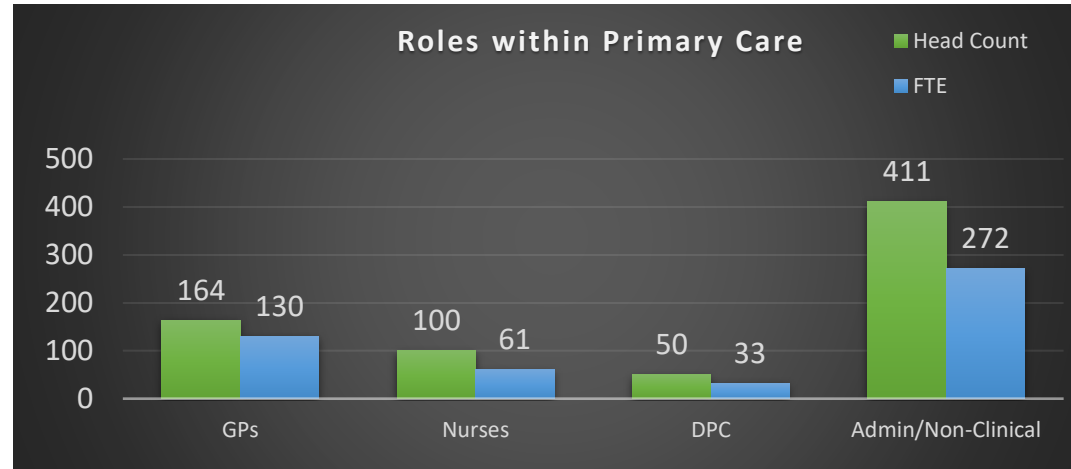
Medical
 Secretaries:
HC = 43
FTE = 31

Other Admin/Non-
 clinical:
HC = 65
FTE = 39

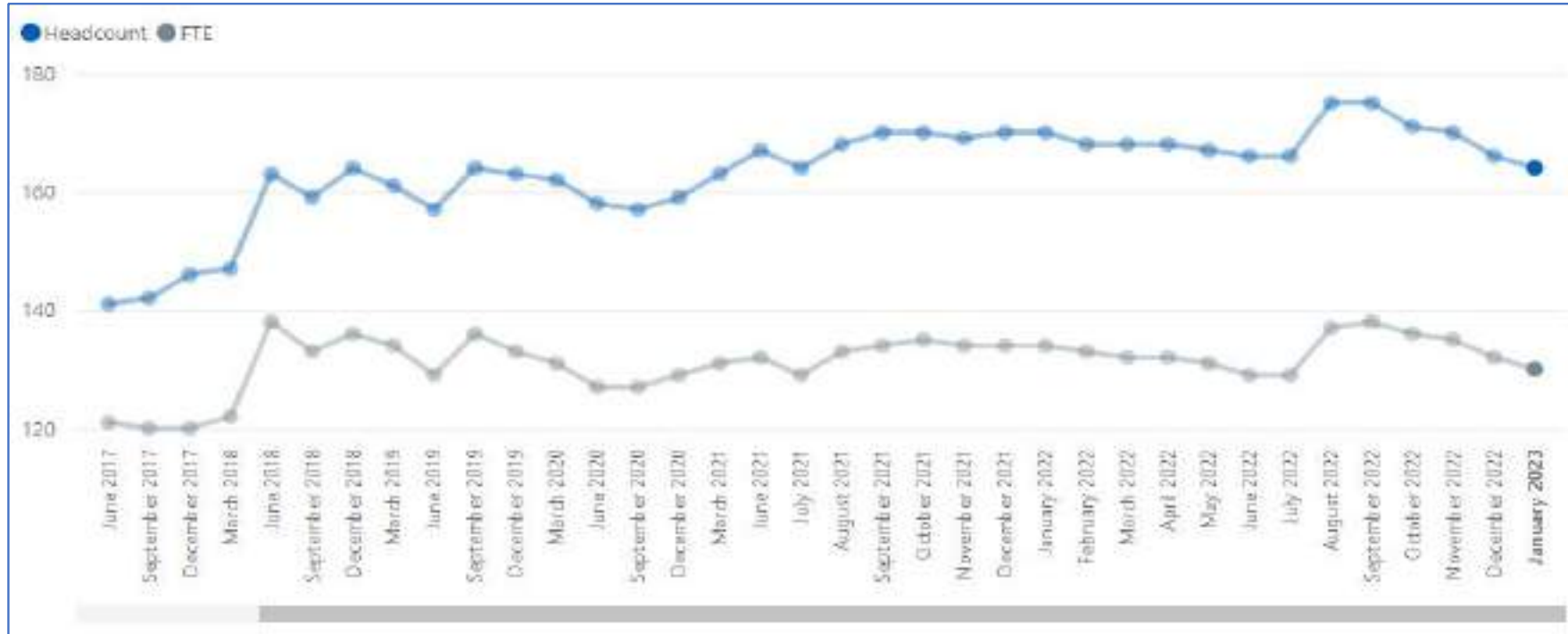
Receptionists:
HC = 256
FTE = 161

Telephonists:
HC = 1
FTE = 0

Basildon & Brentwood Demographics – Headcount and FTE



Basildon & Brentwood GP Trends – Headcount and FTE

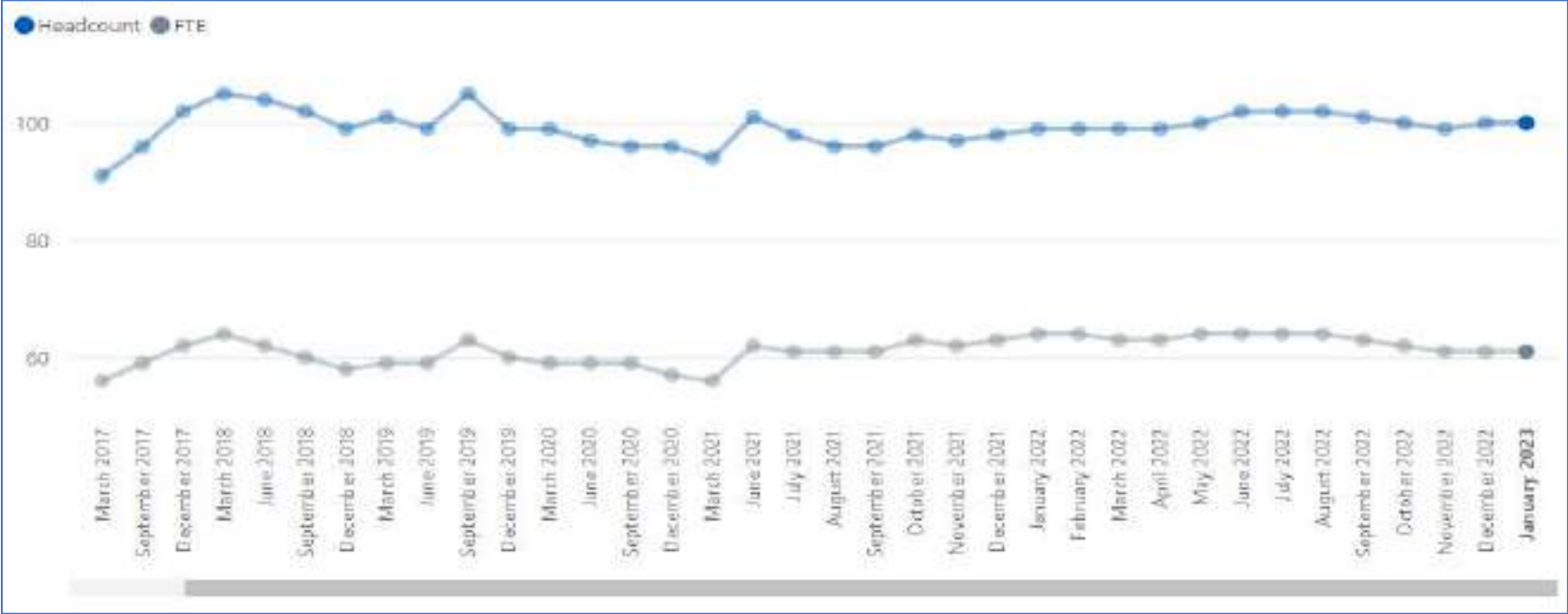


January 2023

Head Count
164

FTE
130

Basildon & Brentwood Nurses Trends – Headcount and FTE

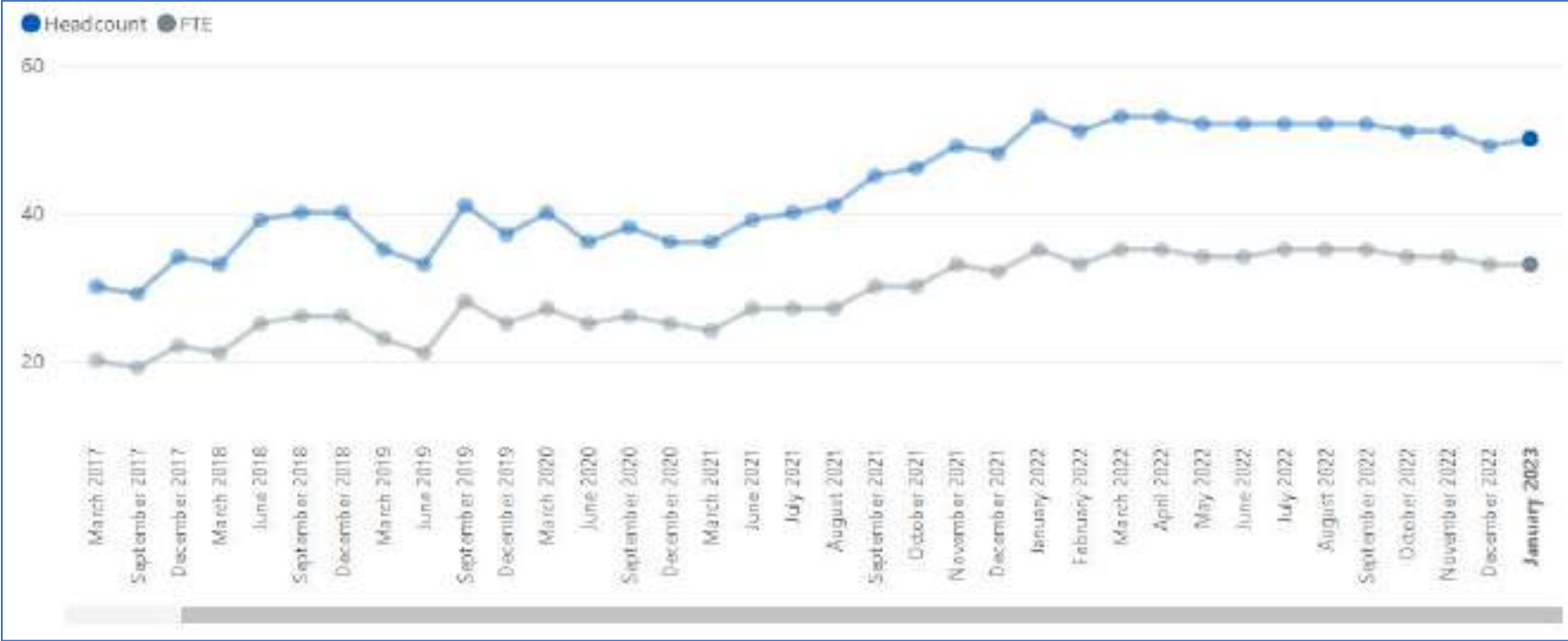


January 2023

Head Count
100

FTE
61

Basildon & Brentwood Direct Patient Care Trends – Headcount and FTE

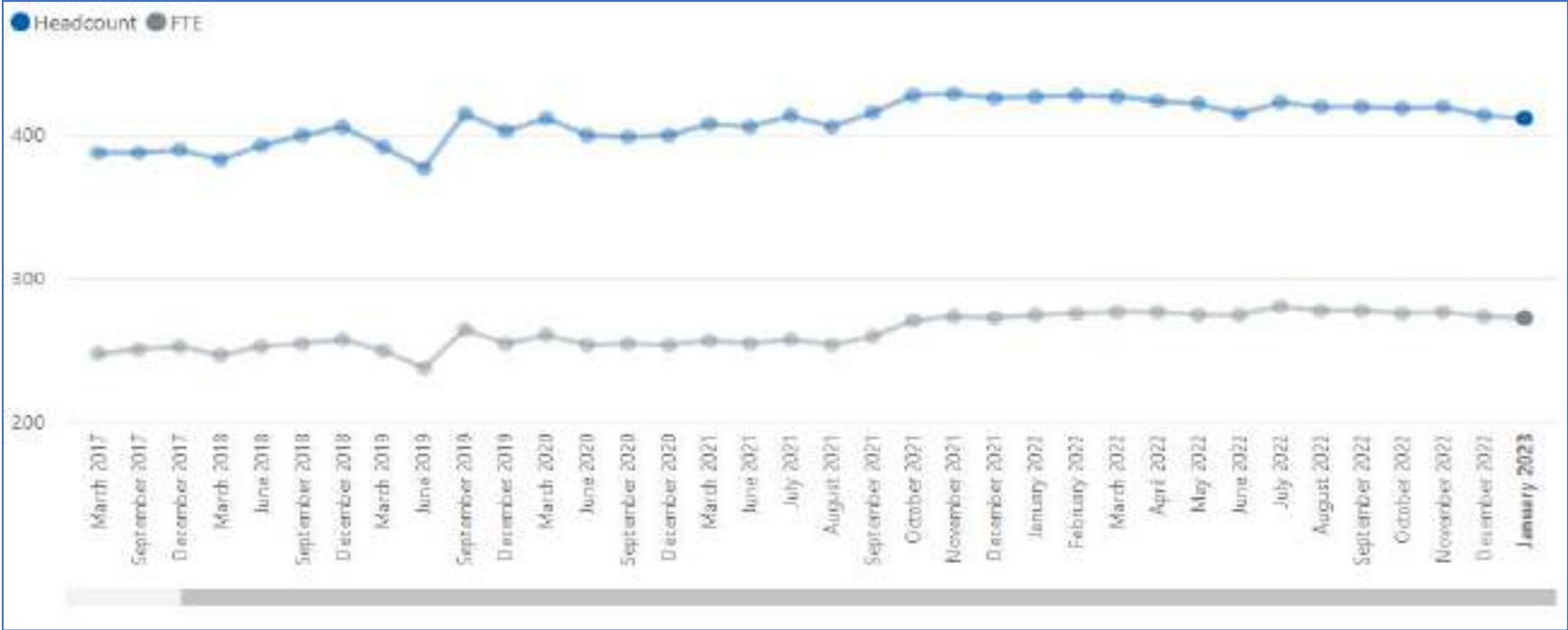


January 2023

**Head Count
50**

**FTE
33**

Basildon & Brentwood Essex Administration/Non-Clinical Trends – Headcount and FTE



January 2023

Head Count
411

FTE
272

Thurrock GP Practices Workforce Information

January 2023

Thurrock Workforce Roles in Primary Care – Headcount and FTE



GP Partners:
HC = 41
FTE = 39

GP Regular Locums:
HC = 18
FTE = 11

GP Retainers:
HC = 0
FTE = 0

GPs in Training
 Grades:
HC = 10
FTE = 9

Salaried
 GPs:
HC = 24
FTE = 17

Key
 HC = Head Count
 FTE = Full-Time Equivalent



Advanced Nurse
 Practitioners:
HC = 15
FTE = 10

Extended Role
 Practice Nurses:
HC = 1
FTE = 1

Nurse
 Dispensers:
HC = 0
FTE = 0

Nurse
 Specialists:
HC = 0
FTE = 0

Nursing
 Partners:
HC = 0
FTE = 0

Other
 Nurses:
HC = 0
FTE = 0

Practice
 Nurses:
HC = 44
FTE = 29

Trainee
 Nurses:
HC = 0
FTE = 0



Advanced Paramedic
 Practitioners:
HC = 1
FTE = 0

Advanced Pharmacist
 Practitioners:
HC = 2
FTE = 1

Advanced Physiotherapist
 Practitioners:
HC = 0
FTE = 0

Apprentices:
HC = 1
FTE = 1

Dispensers:
HC = 8
FTE = 6

Health Support
 Workers:
HC = 0
FTE = 0

Health Care
 Assistants:
HC = 20
FTE = 12

Nursing
 Associates:
HC = 1
FTE = 0

Other Direct
 Patient Care:
HC = 3
FTE = 1

Paramedics:
HC = 2
FTE = 2

Pharmacists:
HC = 8
FTE = 5

Pharmacy
 Technicians:
HC = 0
FTE = 0

Phlebotomists:
HC = 1
FTE = 1

Physician
 Associates:
HC = 7
FTE = 6

Physiotherapists:
HC = 0
FTE = 0

Social Prescribing
 Link Workers:
HC = 0
FTE = 0

Therapists:
HC = 1
FTE = 0



Apprentices:
HC = 2
FTE = 2

Estates
 & Ancillary:
HC = 2
FTE = 1

Management
 Partners:
HC = 4
FTE = 4

Managers:
HC = 30
FTE = 28

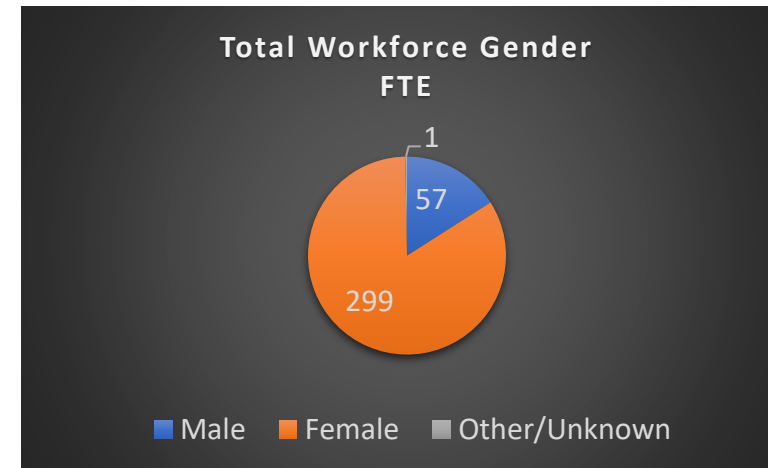
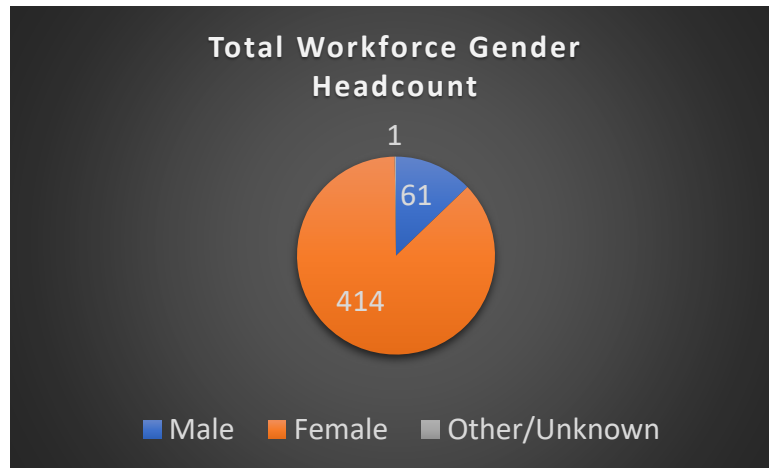
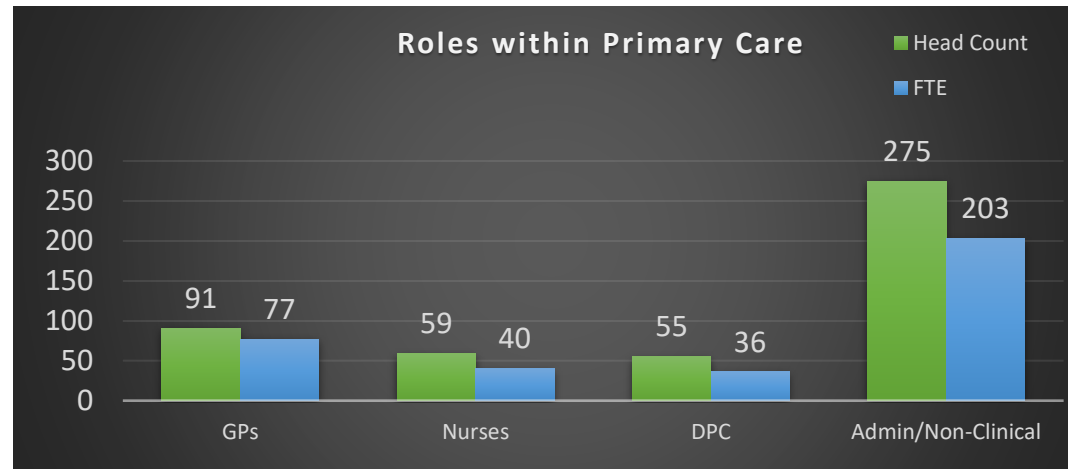
Medical
 Secretaries:
HC = 17
FTE = 13

Other Admin/Non-
 clinical:
HC = 33
FTE = 25

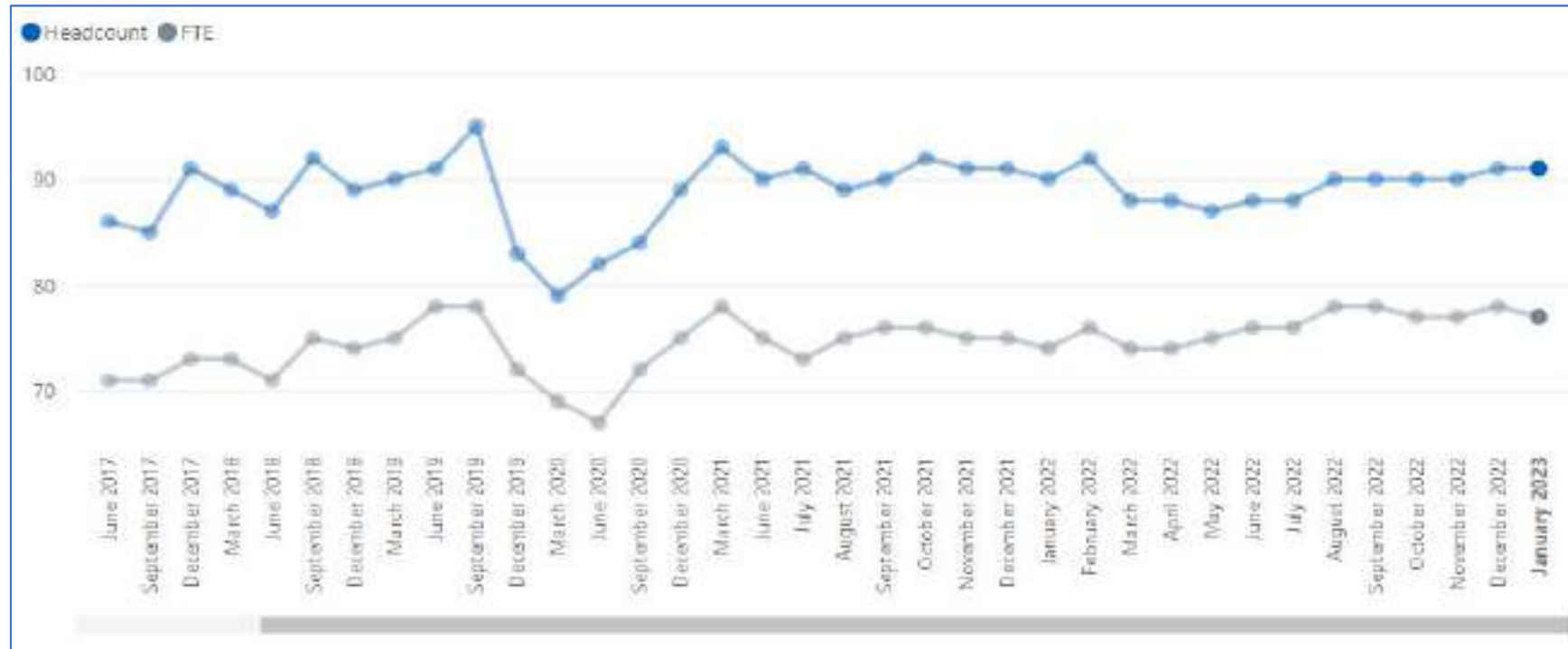
Receptionists:
HC = 188
FTE = 130

Telephonists:
HC = 0
FTE = 0

Thurrock Demographics – Headcount and FTE



Thurrock GP Trends – Headcount and FTE

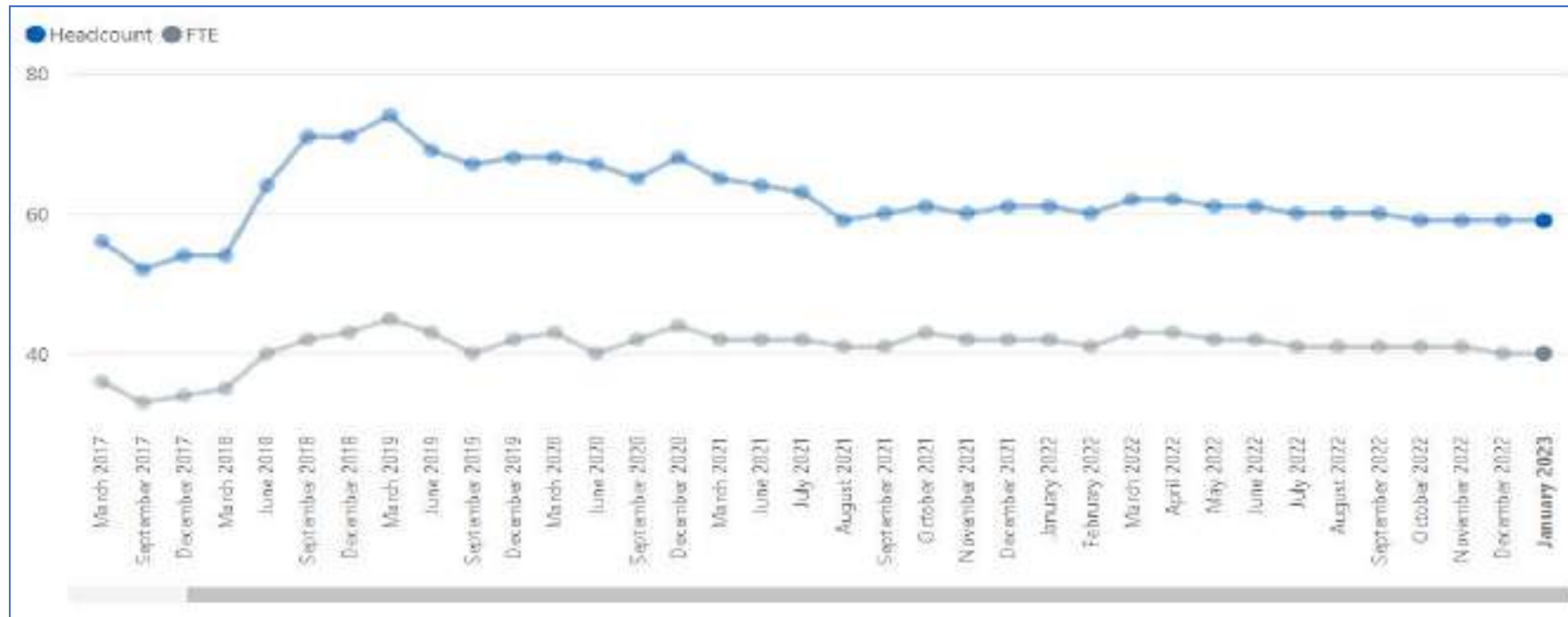


January 2023

Head Count
91

FTE
77

Thurrock Nurses Trends – Headcount and FTE

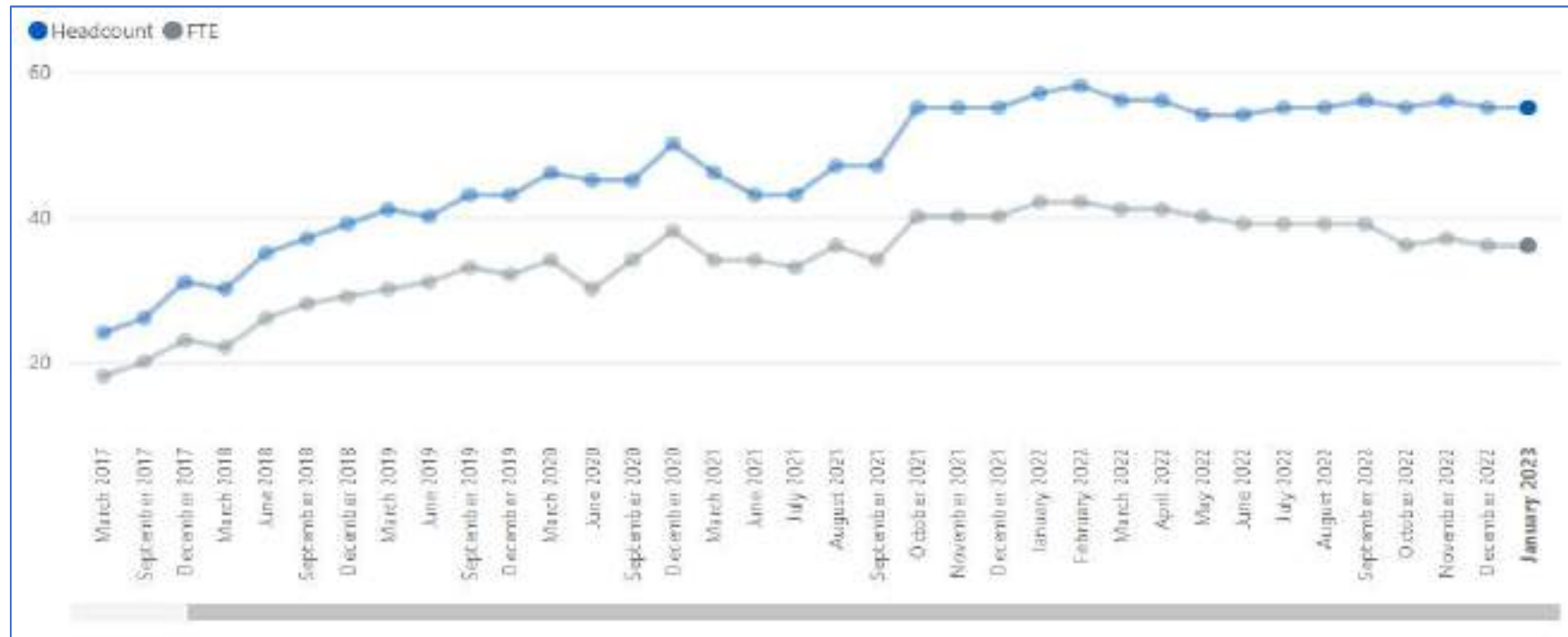


January 2023

Head Count
59

FTE
40

Thurrock Direct Patient Care Trends – Headcount and FTE

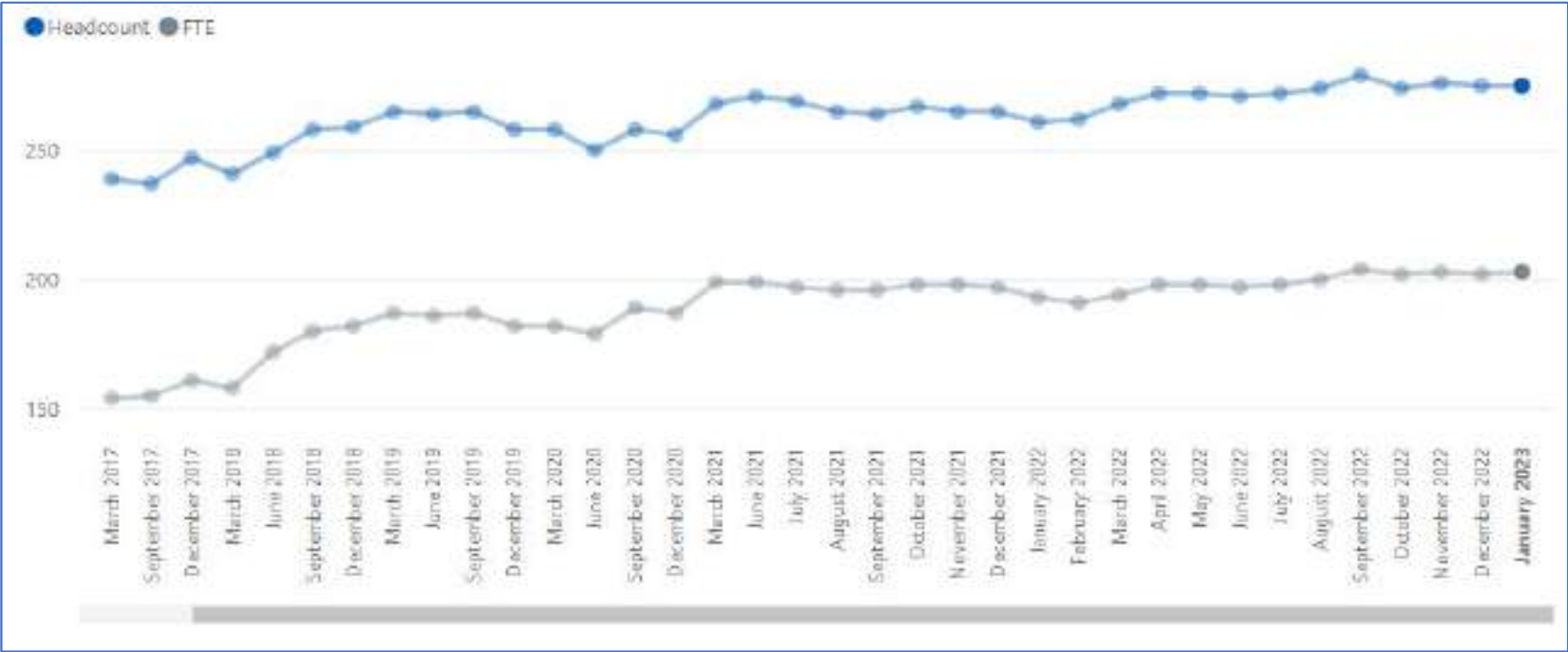


January 2023

Head Count
55

FTE
36

Thurrock Administration/Non-Clinical Trends – Headcount and FTE



January 2023
Head Count
 275

FTE
 203

**Castle Point & Rochford (CPR)
GP Practices
Workforce Information**

January 2023

CPR Workforce Roles in Primary Care – Headcount and FTE



GP Partners:
HC = 57
FTE = 57

GP Regular Locums:
HC = 12
FTE = 5

GP Retainers:
HC = 0
FTE = 0

GPs in Training
 Grades:
HC = 25
FTE = 24

Salaried
 GPs:
HC = 26
FTE = 22

Key
 HC = Head Count
 FTE = Full-Time Equivalent



Advanced Nurse
 Practitioners:
HC = 11
FTE = 10

Extended Role
 Practice Nurses:
HC = 0
FTE = 0

Nurse
 Dispensers:
HC = 1
FTE = 0

Nurse
 Specialists:
HC = 1
FTE = 1

Nursing
 Partners:
HC = 0
FTE = 0

Other
 Nurses:
HC = 0
FTE = 0

Practice
 Nurses:
HC = 36
FTE = 24

Trainee
 Nurses:
HC = 0
FTE = 0



Advanced Paramedic
 Practitioners:
HC = 1
FTE = 1

Advanced Pharmacist
 Practitioners:
HC = 1
FTE = 0

Advanced Physiotherapist
 Practitioners:
HC = 0
FTE = 0

Apprentices:
HC = 0
FTE = 0

Dispensers:
HC = 0
FTE = 0

Health Support
 Workers:
HC = 0
FTE = 0

Health Care
 Assistants:
HC = 25
FTE = 18

Nursing
 Associates:
HC = 2
FTE = 1

Other Direct
 Patient Care:
HC = 2
FTE = 1

Paramedics:
HC = 2
FTE = 2

Pharmacists:
HC = 3
FTE = 3

Pharmacy
 Technicians:
HC = 0
FTE = 0

Phlebotomists:
HC = 9
FTE = 5

Physician
 Associates:
HC = 2
FTE = 2

Physiotherapists:
HC = 1
FTE = 1

Social Prescribing
 Link Workers:
HC = 0
FTE = 0

Therapists:
HC = 0
FTE = 0



Apprentices:
HC = 2
FTE = 1

Estates
 & Ancillary:
HC = 2
FTE = 2

Management
 Partners:
HC = 1
FTE = 1

Managers:
HC = 25
FTE = 23

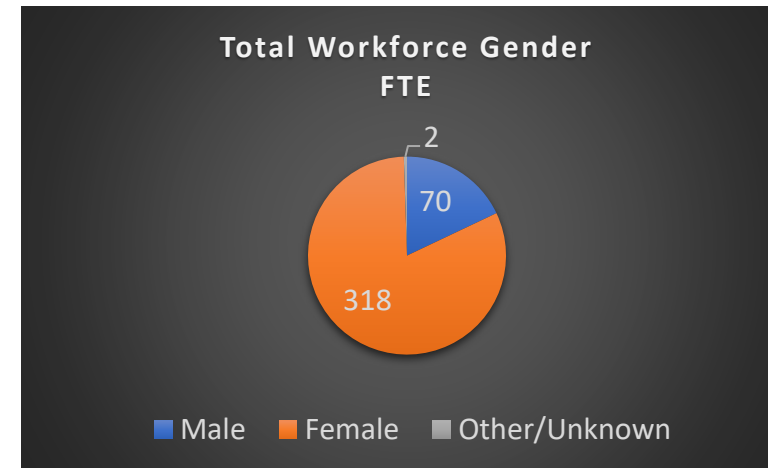
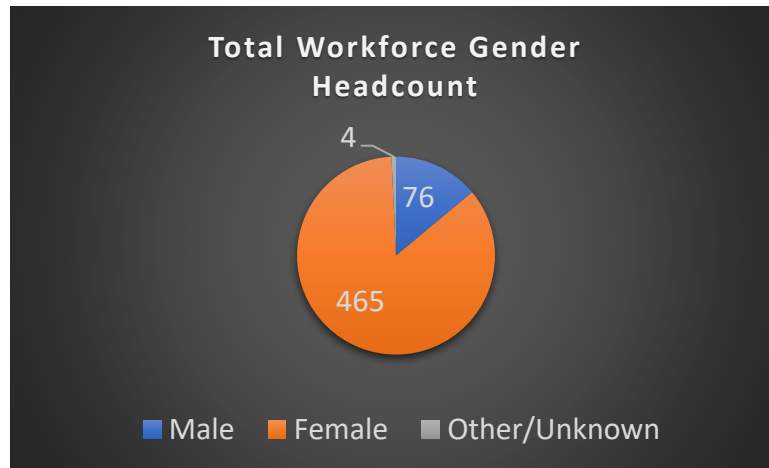
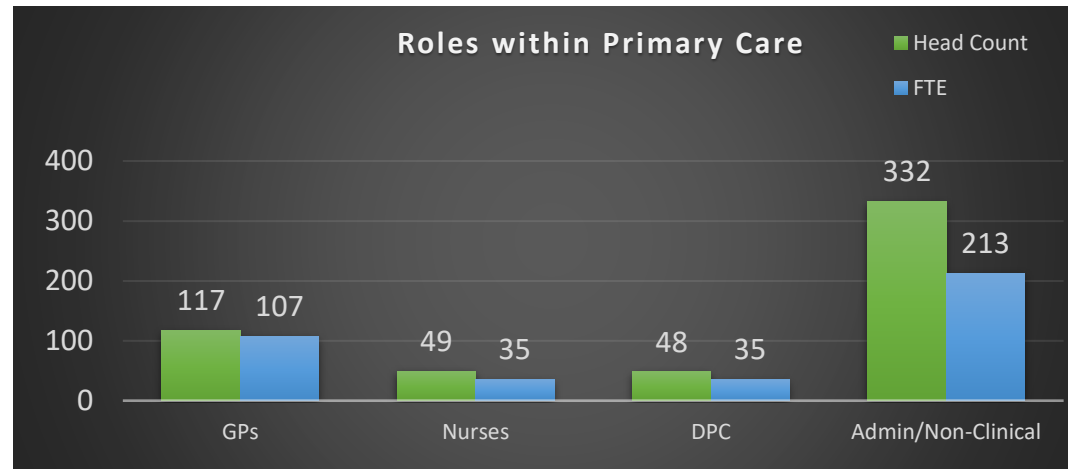
Medical
 Secretaries:
HC = 27
FTE = 19

Other Admin/Non-
 clinical:
HC = 56
FTE = 40

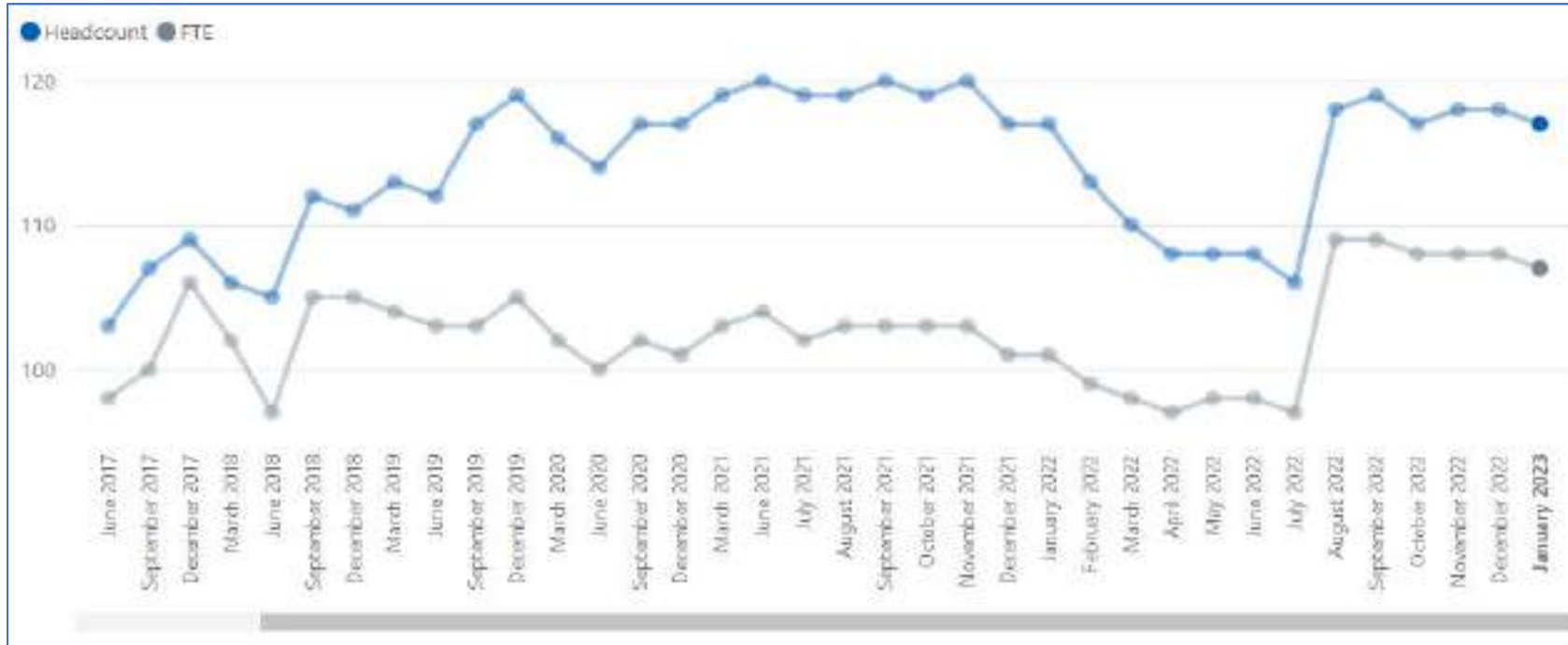
Receptionists:
HC = 218
FTE = 127

Telephonists:
HC = 1
FTE = 1

CPR Demographics – Headcount and FTE



CPR GP Trends – Headcount and FTE

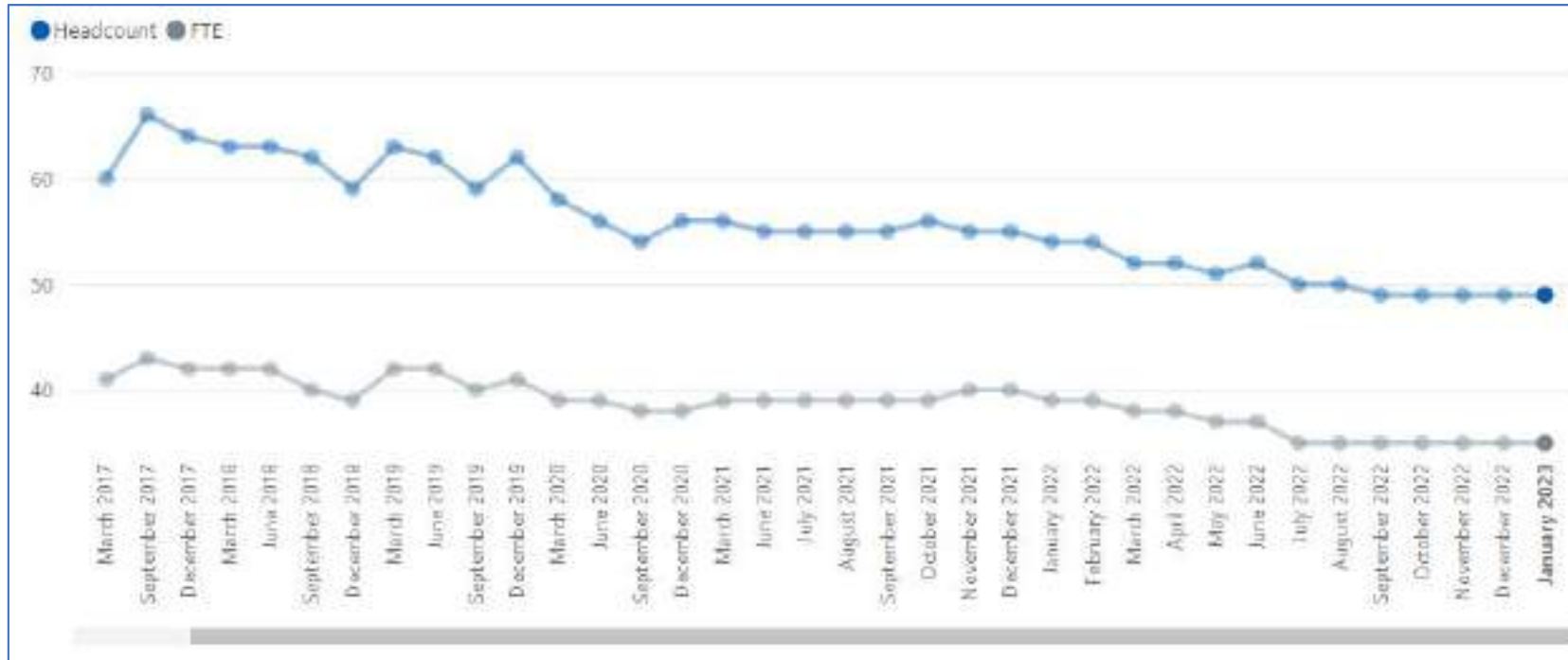


January 2023

Head Count
117

FTE
107

CPR Nurses Trends – Headcount and FTE

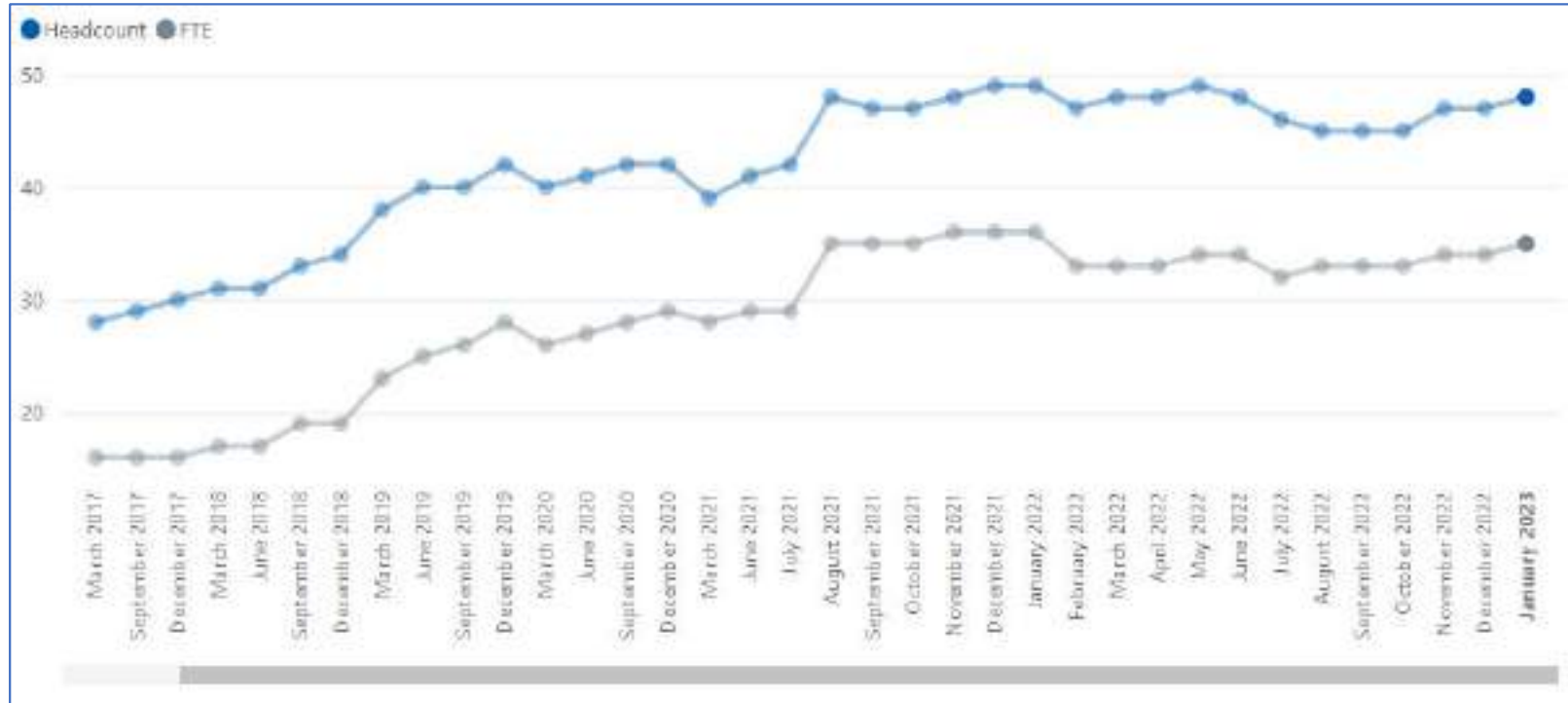


January 2023

Head Count
49

FTE
35

CPR Direct Patient Care Trends – Headcount and FTE

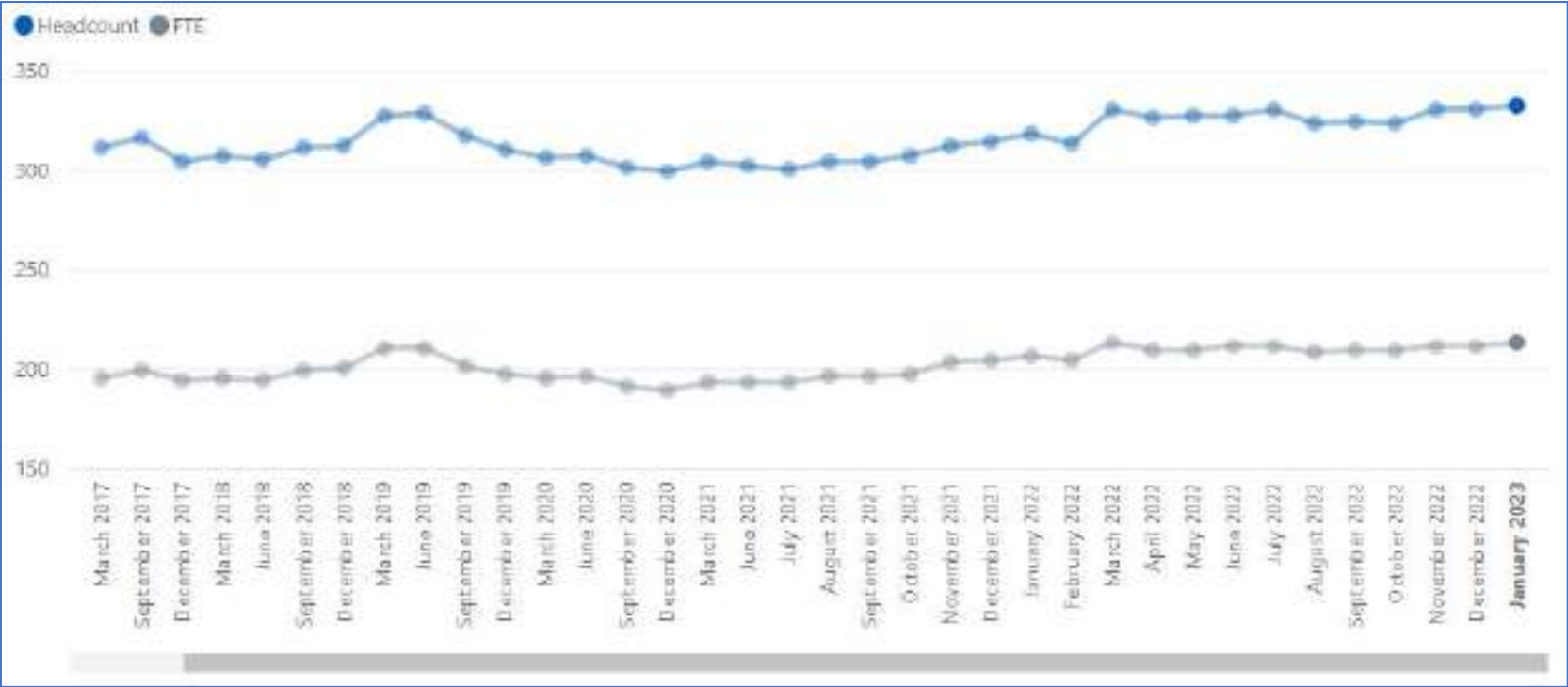


January 2023

Head Count
48

FTE
35

CPR Administration/Non-Clinical Trends – Headcount and FTE



January 2023

Head Count
332

FTE
213

Southend GP Practices Workforce Information

January 2023

Southend Workforce Roles in Primary Care – Headcount and FTE



GP Partners:
HC = 50
FTE = 47

GP Regular Locums:
HC = 23
FTE = 9

GP Retainers:
HC = 1
FTE = 0

GPs in Training
 Grades:
HC = 21
FTE = 18

Salaried
 GPs:
HC = 42
FTE = 26

Key
 HC = Head Count
 FTE = Full-Time Equivalent



Advanced Nurse
 Practitioners:
HC = 15
FTE = 11

Extended Role
 Practice Nurses:
HC = 4
FTE = 3

Nurse
 Dispensers:
HC = 0
FTE = 0

Nurse
 Specialists:
HC = 1
FTE = 1

Nursing
 Partners:
HC = 0
FTE = 0

Other
 Nurses:
HC = 1
FTE = 1

Practice
 Nurses:
HC = 51
FTE = 28

Trainee
 Nurses:
HC = 2
FTE = 2



Advanced Paramedic
 Practitioners:
HC = 0
FTE = 0

Advanced Pharmacist
 Practitioners:
HC = 0
FTE = 0

Advanced Physiotherapist
 Practitioners:
HC = 0
FTE = 0

Apprentices:
HC = 0
FTE = 0

Dispensers:
HC = 1
FTE = 1

Health Support
 Workers:
HC = 0
FTE = 0

Health Care
 Assistants:
HC = 22
FTE = 12

Nursing
 Associates:
HC = 0
FTE = 0

Other Direct
 Patient Care:
HC = 0
FTE = 0

Paramedics:
HC = 0
FTE = 0

Pharmacists:
HC = 5
FTE = 4

Pharmacy
 Technicians:
HC = 0
FTE = 0

Phlebotomists:
HC = 1
FTE = 1

Physician
 Associates:
HC = 1
FTE = 1

Physiotherapists:
HC = 0
FTE = 0

Social Prescribing
 Link Workers:
HC = 0
FTE = 0

Therapists:
HC = 0
FTE = 0



Apprentices:
HC = 1
FTE = 1

Estates
 & Ancillary:
HC = 3
FTE = 2

Management
 Partners:
HC = 0
FTE = 0

Managers:
HC = 38
FTE = 32

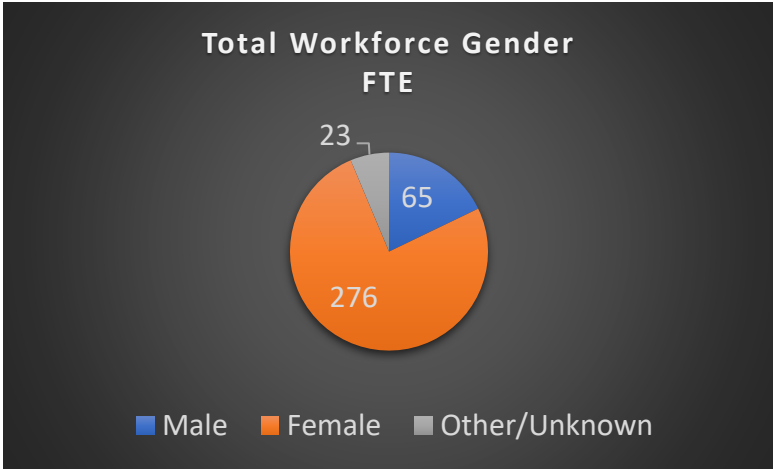
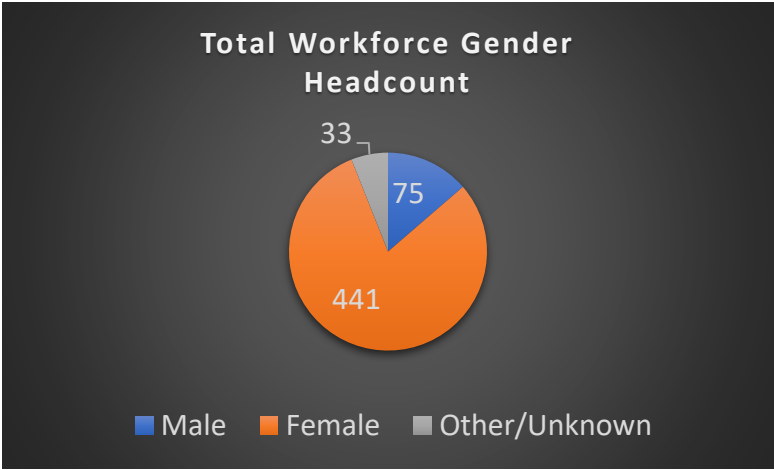
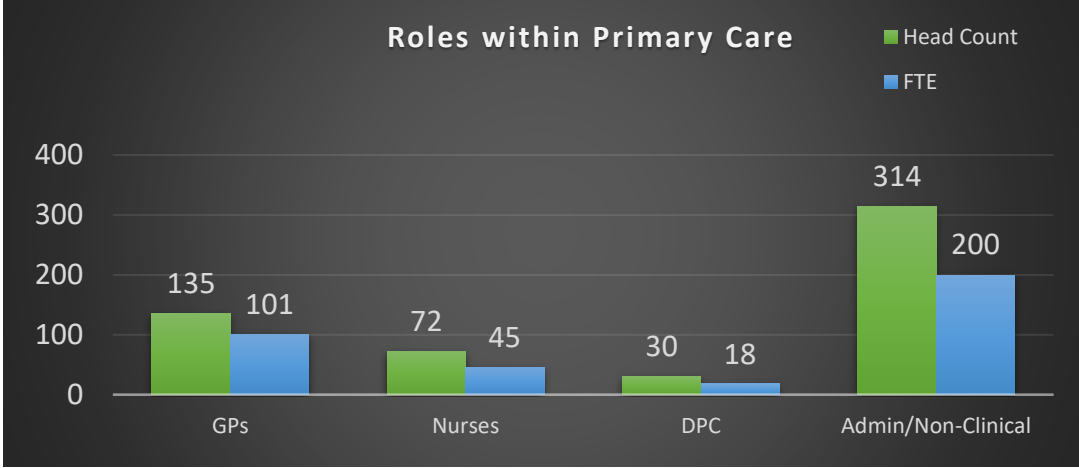
Medical
 Secretaries:
HC = 31
FTE = 20

Other Admin/Non-
 clinical:
HC = 49
FTE = 34

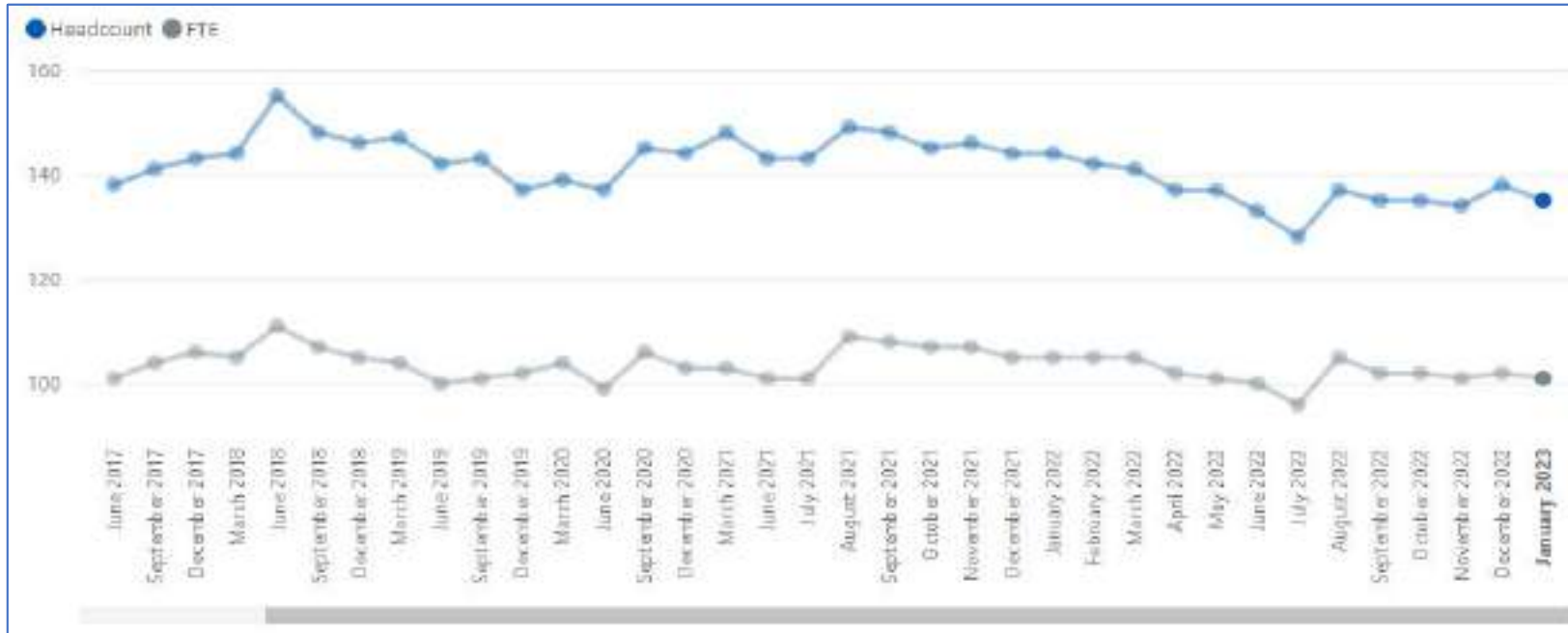
Receptionists:
HC = 191
FTE = 110

Telephonists:
HC = 1
FTE = 1

Southend Demographics – Headcount and FTE



Southend GP Trends – Headcount and FTE

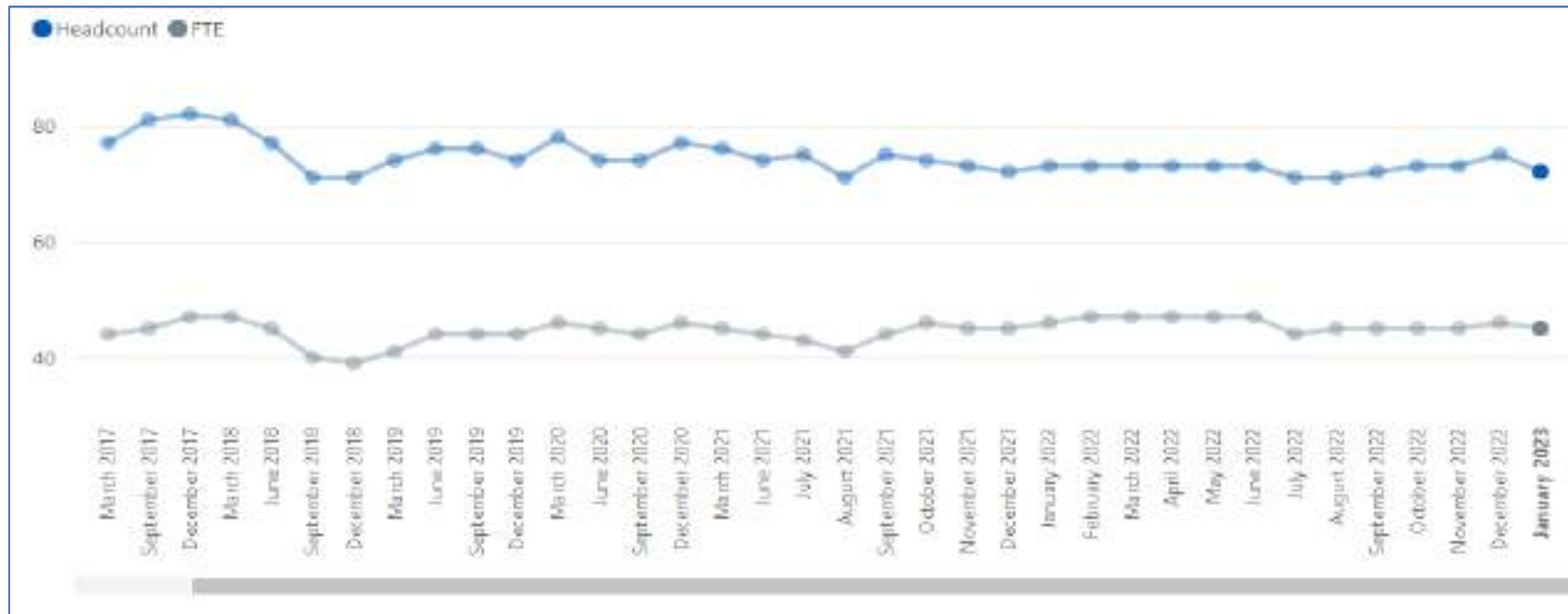


January 2023

Head Count
135

FTE
101

Southend Nurses Trends – Headcount and FTE

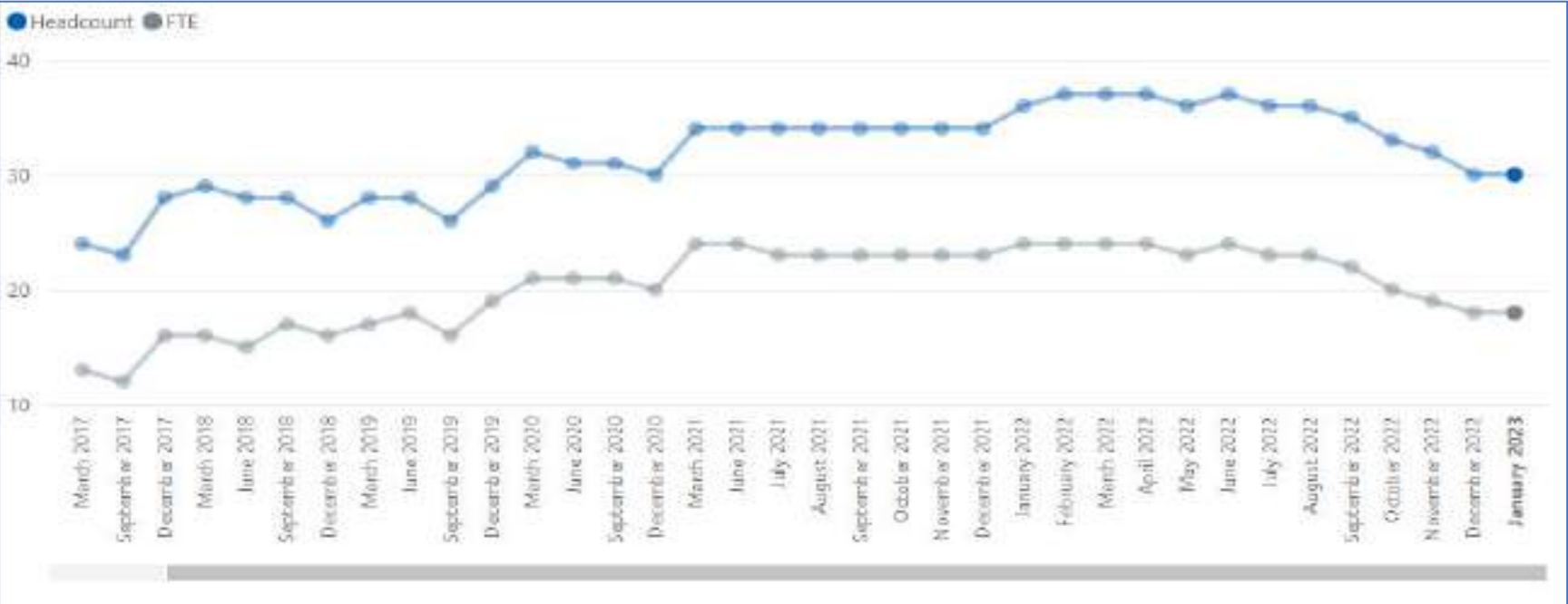


January 2023

Head Count
72

FTE
45

Southend Direct Patient Care Trends – Headcount and FTE

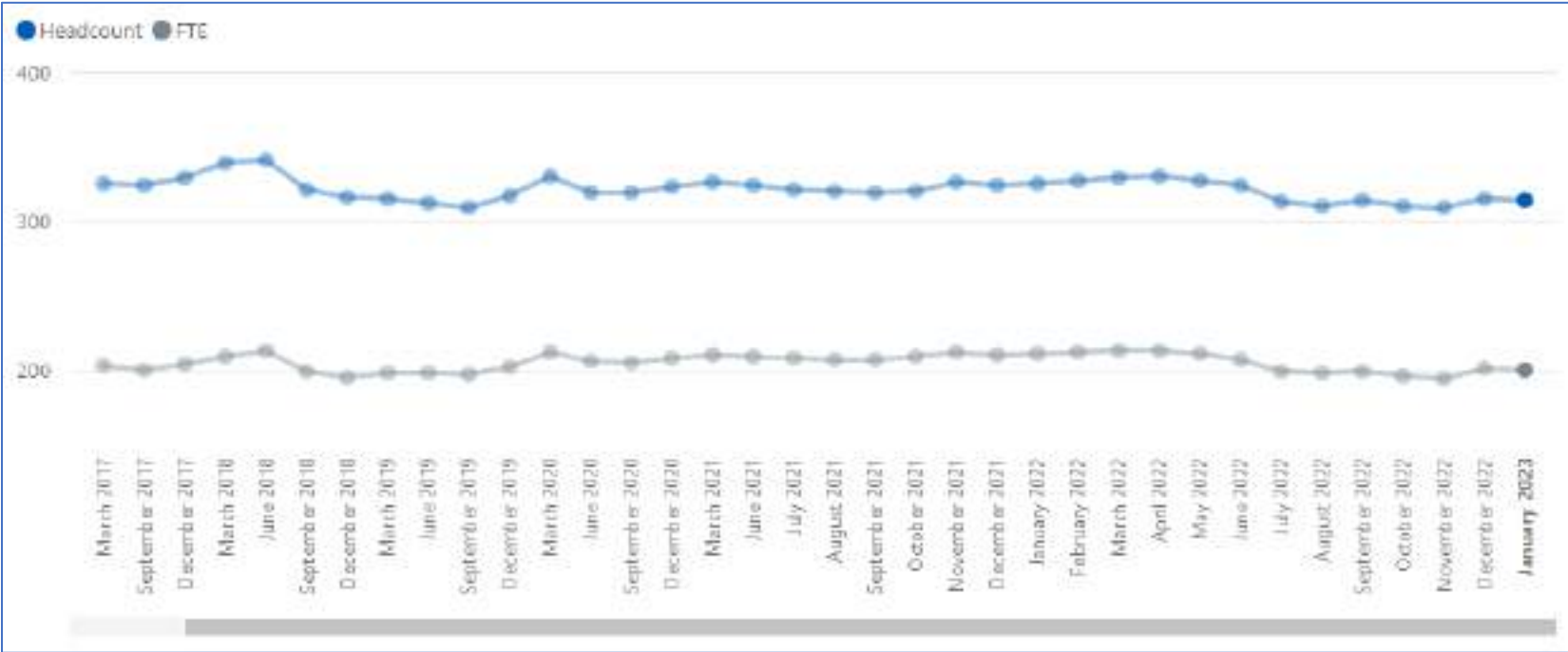


January 2023

**Head Count
30**

**FTE
18**

Southend Administration/Non-Clinical Trends – Headcount and FTE



January 2023

Head Count
314

FTE
200