

Essex LMCs
GP Practices
Workforce Information

December 2022

Index

3	Summary
4	Essex Overall
11	North East Essex
18	West Essex
25	Mid Essex
32	Basildon & Brentwood
39	Thurrock
46	Castle Point & Rochford
53	Southend

Summary

- **The first part of this report presents data for GPs, Nurses, Direct Patient Care and Admin/Non-Clinical staff working in Primary Care in Essex**
 - It is a snapshot of the Essex Primary Care workforce for December 2022
 - Full Time Equivalent (FTE) is a standardised measure, 1.0 FTE equates to full-time work of 37.5 hours per week
 - Headcount is the number of people working in a role
 - NHS Digital is the source of the information

- **The second part of this report presents data for General Practice appointments in Primary Care in Essex**
 - It is a snapshot of the General Practice appointments in Essex Primary Care for December 2022
 - The data includes appointments offered, appointments where patients were seen face-to-face, and the percentage of patients that were seen on the same day as an appointment being offered to them
 - A summary page for Essex GP practice for 2022/23 is also included

Essex GP Practices Workforce Information

December 2022

Essex Workforce Roles in Primary Care – Headcount and FTE



Doctors

GP Partners:
HC = 541
FTE = 512

GP Regular Locums:
HC = 87
FTE = 42

GP Retainers:
HC = 9
FTE = 4

GPs in Training Grades:
HC = 232
FTE = 219

Salaried GPs:
HC = 366
FTE = 236

Key
 HC = Head Count
 FTE = Full-Time Equivalent



Nurses

Advanced Nurse Practitioners:
HC = 198
FTE = 152

Extended Role Practice Nurses:
HC = 12
FTE = 8

Nurse Dispensers:
HC = 2
FTE = 2

Nurse Specialists:
HC = 12
FTE = 8

Nursing Partners:
HC = 1
FTE = 1

Other Nurses:
HC = 7
FTE = 5

Practice Nurses:
HC = 491
FTE = 321

Trainee Nurses:
HC = 7
FTE = 5



Direct Patient Care

Advanced Paramedic Practitioners:
HC = 8
FTE = 7

Advanced Pharmacist Practitioners:
HC = 10
FTE = 8

Advanced Physiotherapist Practitioners:
HC = 2
FTE = 1

Apprentices:
HC = 1
FTE = 1

Dispensers:
HC = 141
FTE = 102

Health Support Workers:
HC = 5
FTE = 5

Health Care Assistants:
HC = 283
FTE = 194

Nursing Associates:
HC = 7
FTE = 5

Other Direct Patient Care:
HC = 15
FTE = 9

Paramedics:
HC = 36
FTE = 32

Pharmacists:
HC = 61
FTE = 41

Pharmacy Technicians:
HC = 5
FTE = 3

Phlebotomists:
HC = 28
FTE = 17

Physician Associates:
HC = 20
FTE = 18

Physiotherapists:
HC = 2
FTE = 2

Social Prescribing Link Workers:
HC = 2
FTE = 1

Therapists:
HC = 1
FTE = 0



Administration

Apprentices:
HC = 17
FTE = 15

Estates & Ancillary:
HC = 26
FTE = 11

Management Partners:
HC = 9
FTE = 9

Managers:
HC = 322
FTE = 287

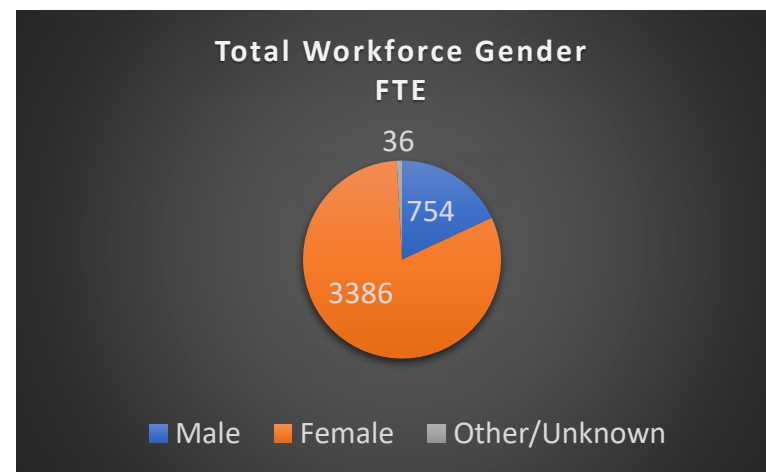
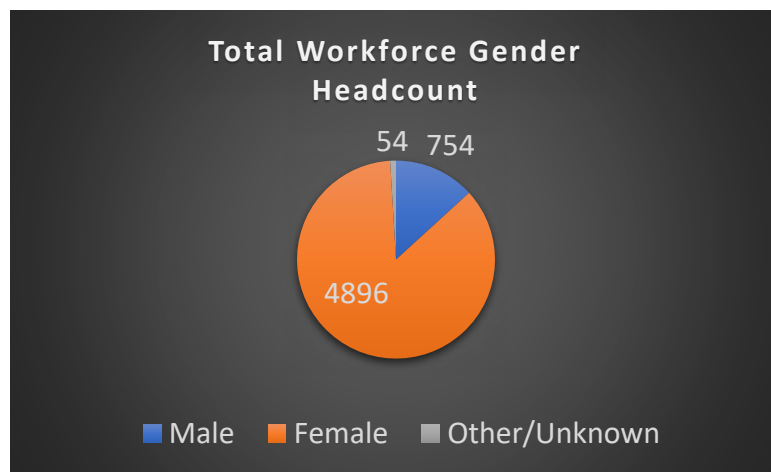
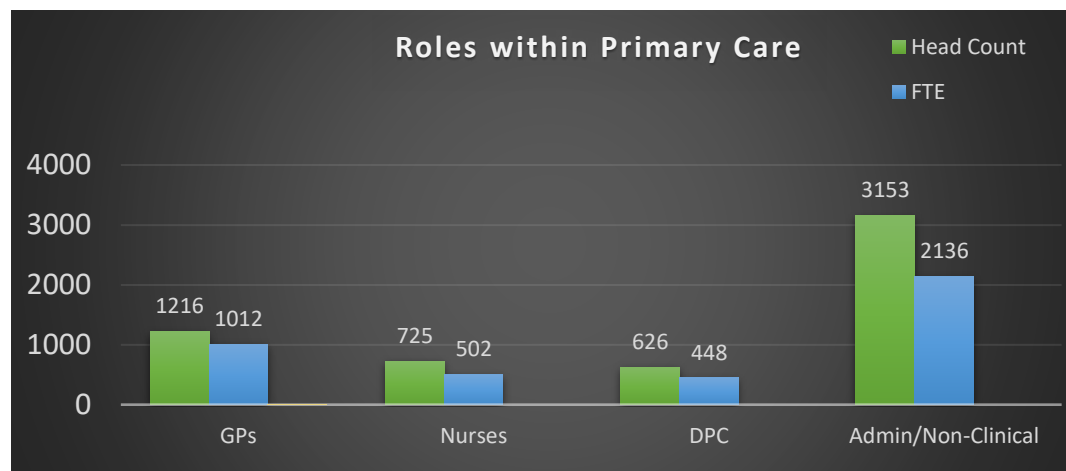
Medical Secretaries:
HC = 318
FTE = 218

Other Admin/Non-clinical:
HC = 679
FTE = 458

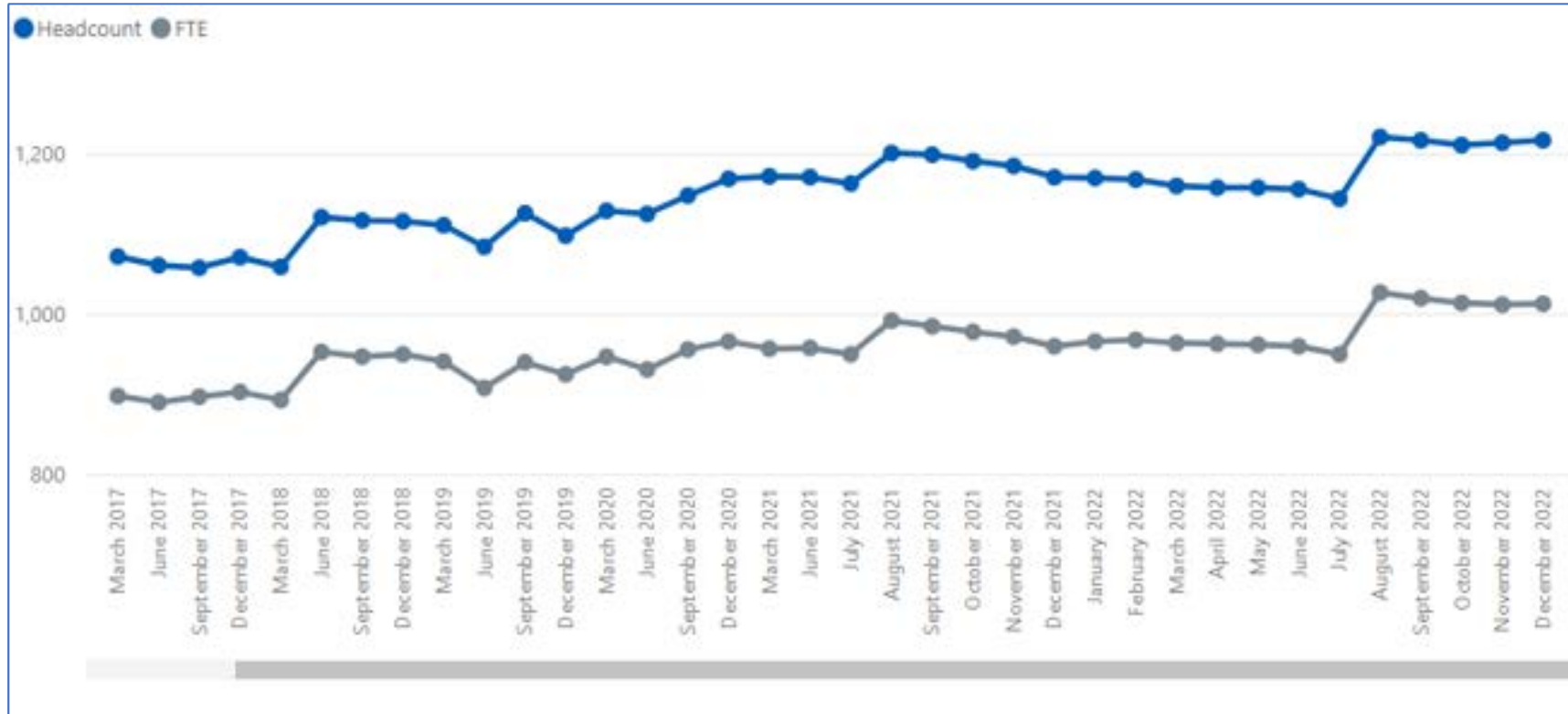
Receptionists:
HC = 1783
FTE = 1129

Telephonists:
HC = 11
FTE = 7

Essex Demographics – Headcount and FTE



Essex GP Trends – Headcount and FTE

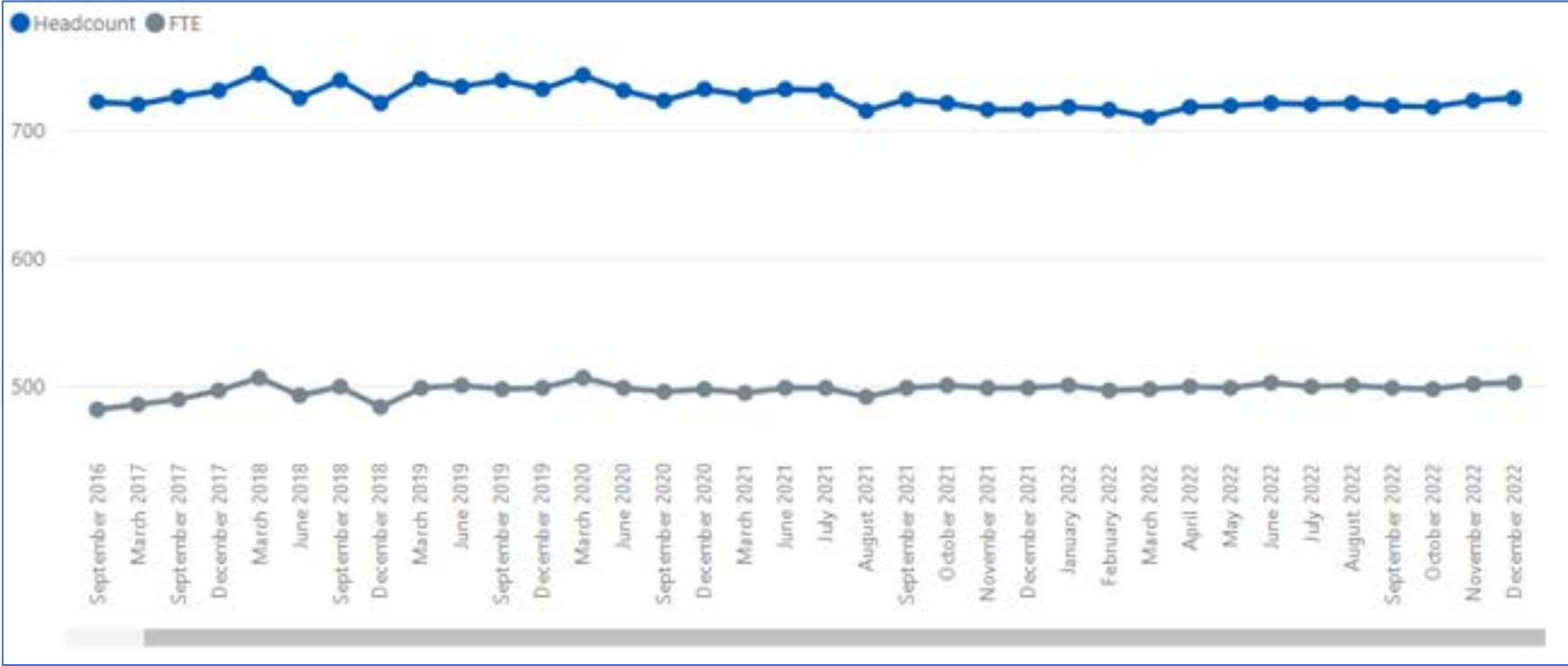


December 2022

Head Count
1,216

FTE
1,012

Nurses Trends – Headcount and FTE

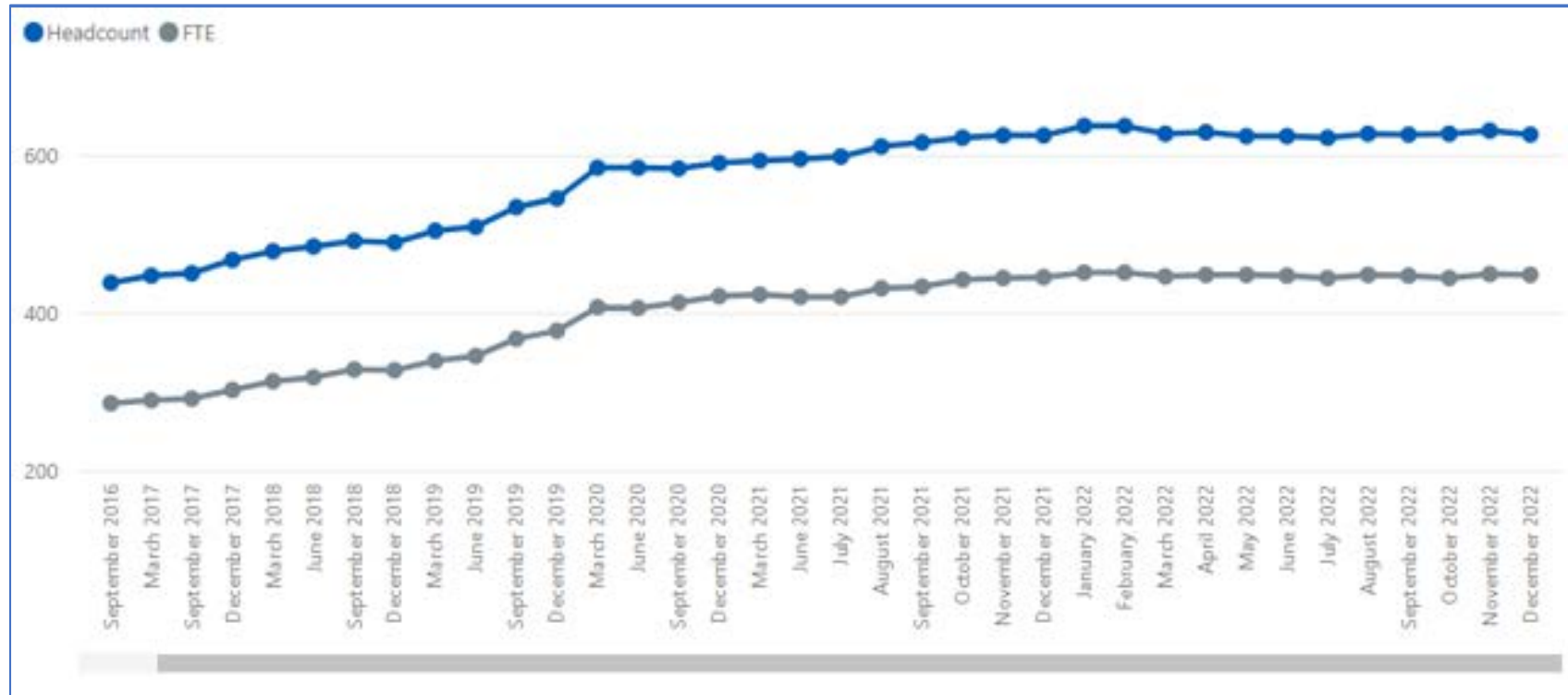


December 2022

Head Count
725

FTE
502

Direct Patient Care Trends – Headcount and FTE

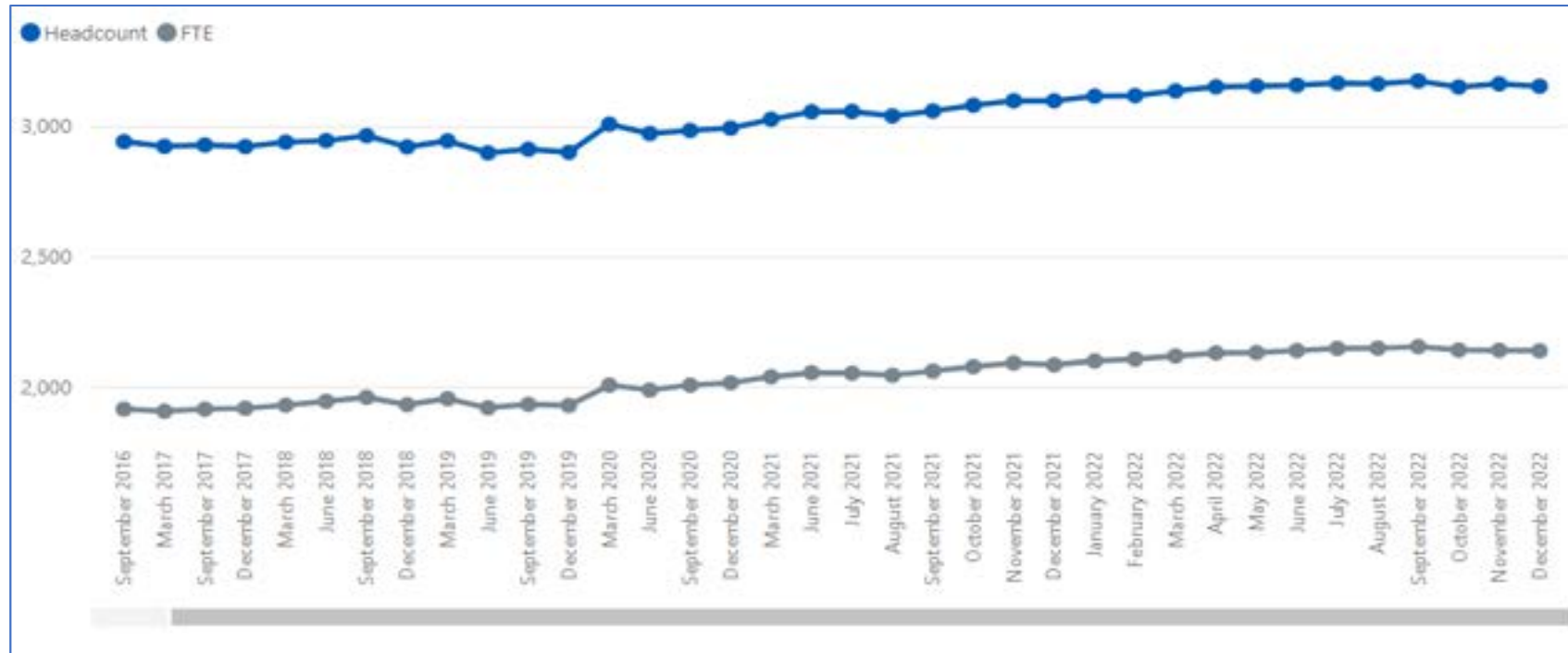


December 2022

Head Count
626

FTE
448

Administration/Non-Clinical Trends – Headcount and FTE



December 2022

Head Count
3,153

FTE
2,136

North East Essex GP Practices Workforce Information

December 2022

North East Essex Workforce Roles in Primary Care – Headcount and FTE



Doctors

GP Partners: HC = 96 FTE = 92	GP Regular Locums: HC = 3 FTE = 1	GP Retainers: HC = 3 FTE = 1	GPs in Training Grades: HC = 31 FTE = 29	Salaried GPs: HC = 74 FTE = 51
---	---	--	--	--

Key
 HC = Head Count
 FTE = Full-Time Equivalent



Nurses

Advanced Nurse Practitioners: HC = 67 FTE = 53	Extended Role Practice Nurses: HC = 5 FTE = 2	Nurse Dispensers: HC = 0 FTE = 0	Nurse Specialists: HC = 7 FTE = 5	Nursing Partners: HC = 0 FTE = 0	Other Nurses: HC = 3 FTE = 2	Practice Nurses: HC = 98 FTE = 75	Trainee Nurses: HC = 3 FTE = 3
--	---	--	---	--	--	---	--



Direct Patient Care

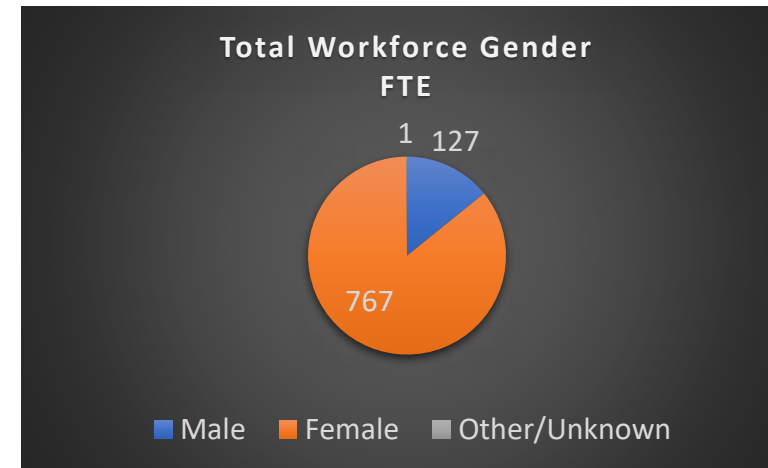
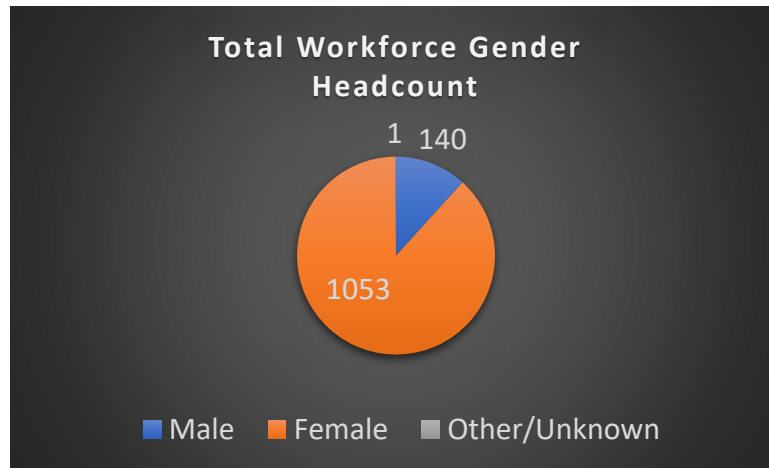
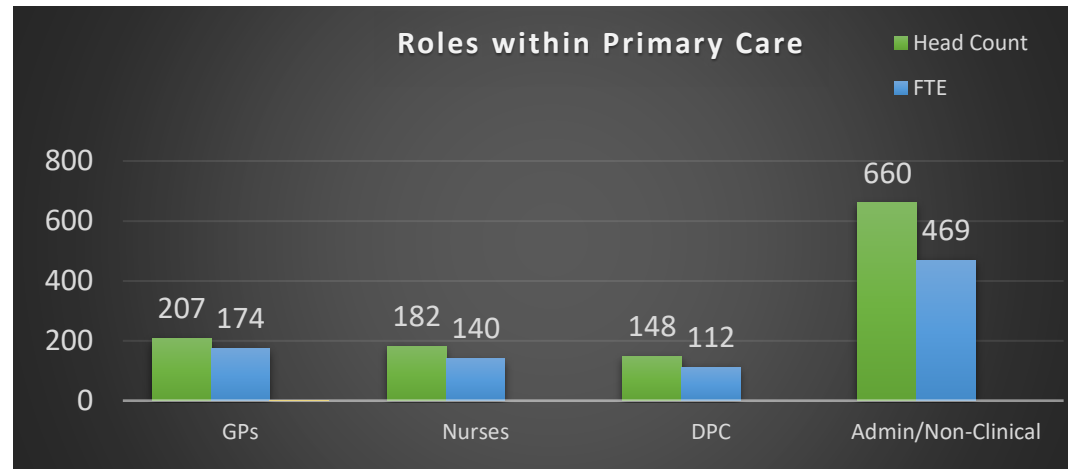
Advanced Paramedic Practitioners: HC = 2 FTE = 2	Advanced Pharmacist Practitioners: HC = 0 FTE = 0	Advanced Physiotherapist Practitioners: HC = 1 FTE = 0	Apprentices: HC = 0 FTE = 0	Dispensers: HC = 17 FTE = 12	Health Support Workers: HC = 2 FTE = 2	Health Care Assistants: HC = 77 FTE = 57
Nursing Associates: HC = 3 FTE = 2	Other Direct Patient Care: HC = 3 FTE = 2	Paramedics: HC = 15 FTE = 14	Pharmacists: HC = 10 FTE = 8	Pharmacy Technicians: HC = 3 FTE = 2	Phlebotomists: HC = 13 FTE = 9	Physician Associates: HC = 2 FTE = 2
Physiotherapists: HC = 0 FTE = 0	Social Prescribing Link Workers: HC = 0 FTE = 0	Therapists: HC = 0 FTE = 0				



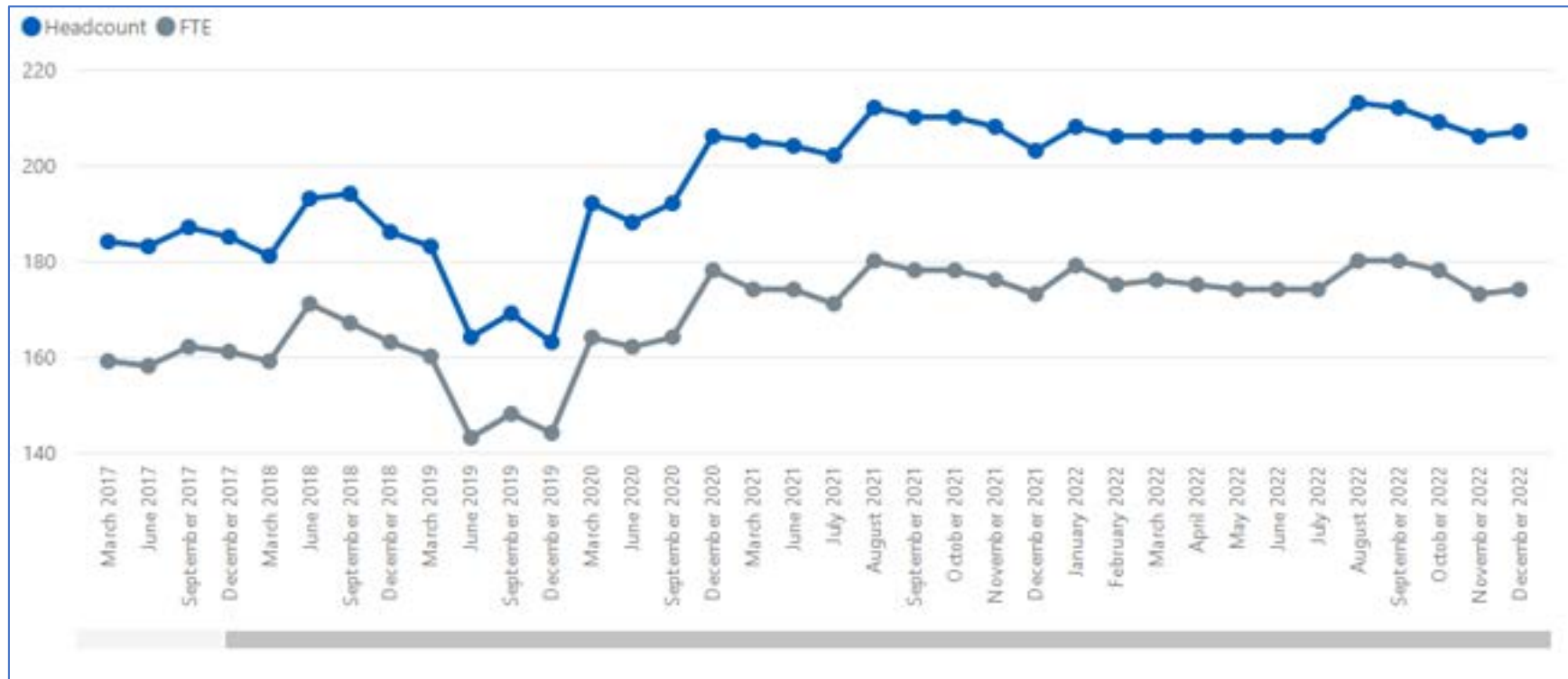
Administration

Apprentices: HC = 7 FTE = 7	Estates & Ancillary: HC = 5 FTE = 2	Management Partners: HC = 1 FTE = 1	Managers: HC = 74 FTE = 66	Medical Secretaries: HC = 63 FTE = 46	Other Admin/Non-clinical: HC = 175 FTE = 114	Receptionists: HC = 332 FTE = 228	Telephonists: HC = 6 FTE = 4
---	---	---	--	---	--	---	--

North East Essex Demographics – Headcount and FTE



North East Essex GP Trends – Headcount and FTE

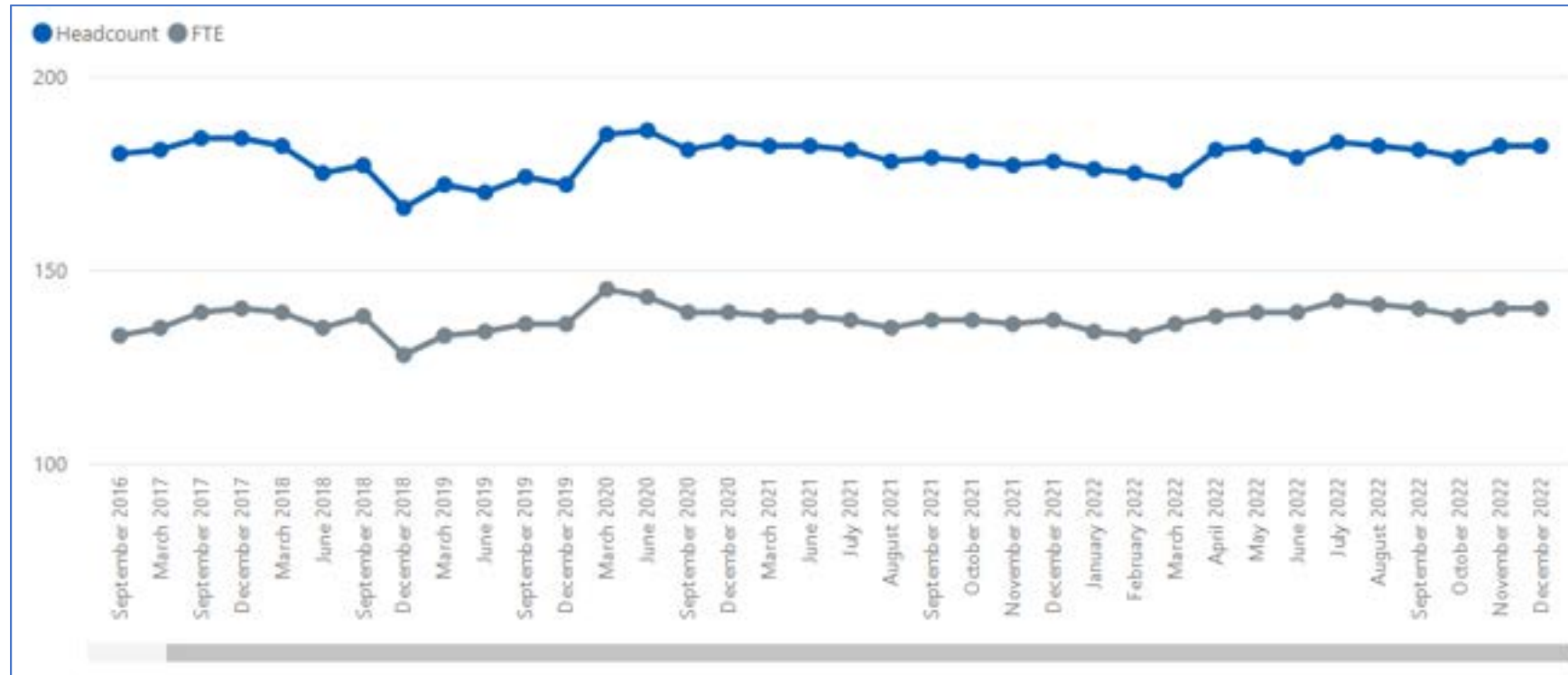


December 2022

Head Count
207

FTE
174

North East Essex Nurses Trends – Headcount and FTE

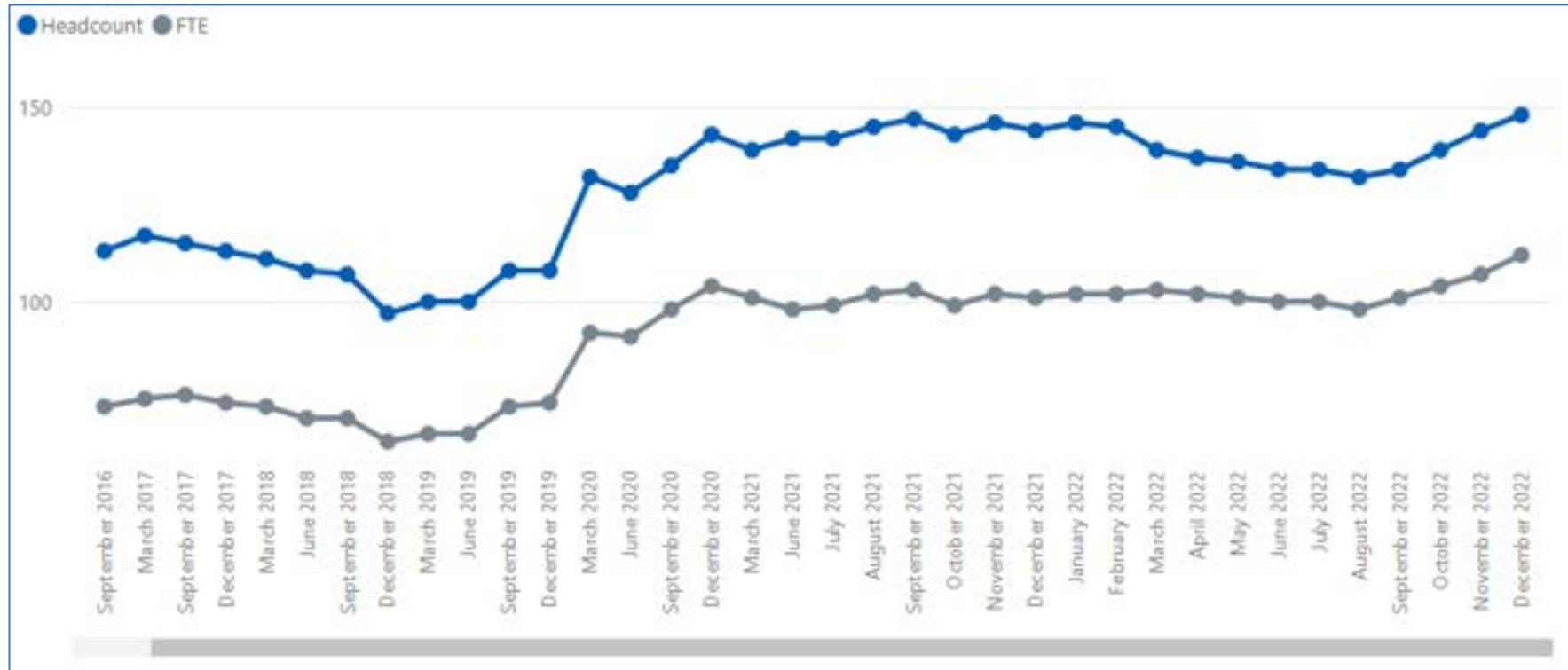


December 2022

Head Count
182

FTE
140

North East Essex Direct Patient Care Trends – Headcount and FTE

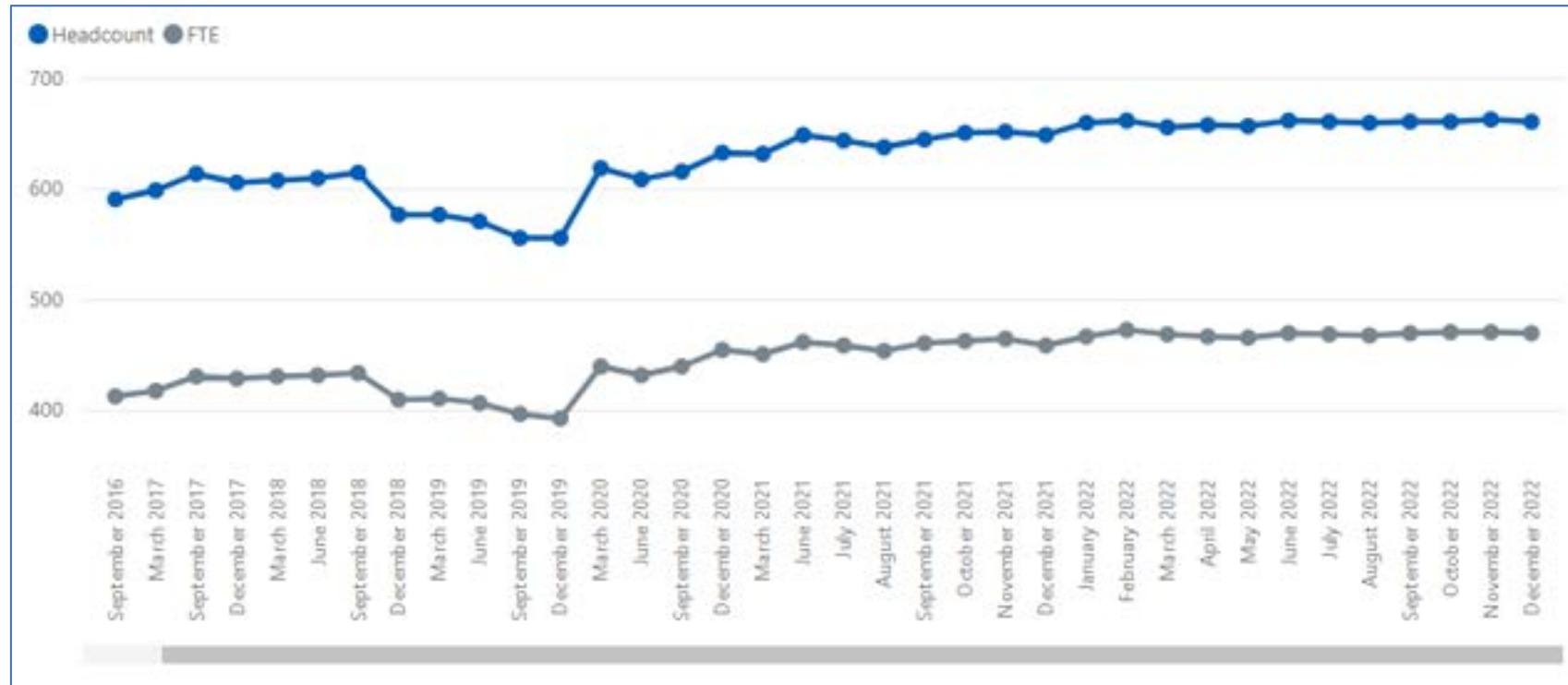


December 2022

Head Count
148

FTE
112

North East Essex Administration/Non-Clinical Trends – Headcount and FTE



December 2022

Head Count
660

FTE
469

West Essex GP Practices Workforce Information

December 2022

West Essex Workforce Roles in Primary Care – Headcount and FTE



Doctors

GP Partners: HC = 89 FTE = 78	GP Regular Locums: HC = 14 FTE = 7	GP Retainers: HC = 3 FTE = 1	GPs in Training Grades: HC = 68 FTE = 64	Salaried GPs: HC = 79 FTE = 46
---	--	--	--	--

Key
HC = Head Count
FTE = Full-Time Equivalent



Nurses

Advanced Nurse Practitioners: HC = 27 FTE = 21	Extended Role Practice Nurses: HC = 0 FTE = 0	Nurse Dispensers: HC = 0 FTE = 0	Nurse Specialists: HC = 1 FTE = 0	Nursing Partners: HC = 1 FTE = 1	Other Nurses: HC = 0 FTE = 0	Practice Nurses: HC = 68 FTE = 48	Trainee Nurses: HC = 1 FTE = 1
--	---	--	---	--	--	---	--



Direct Patient Care

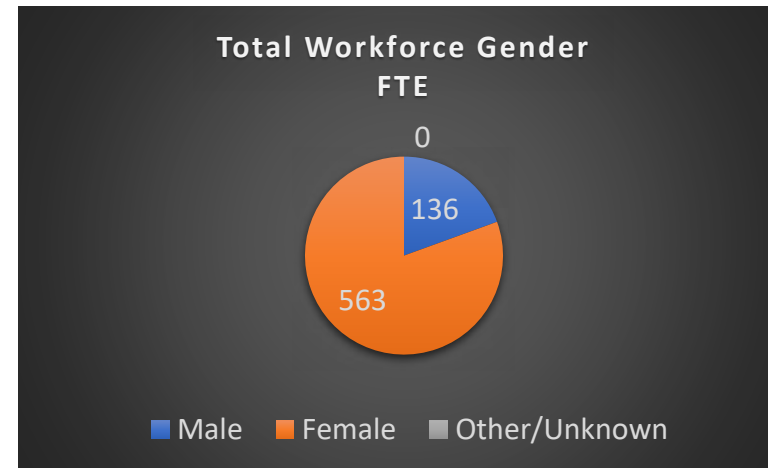
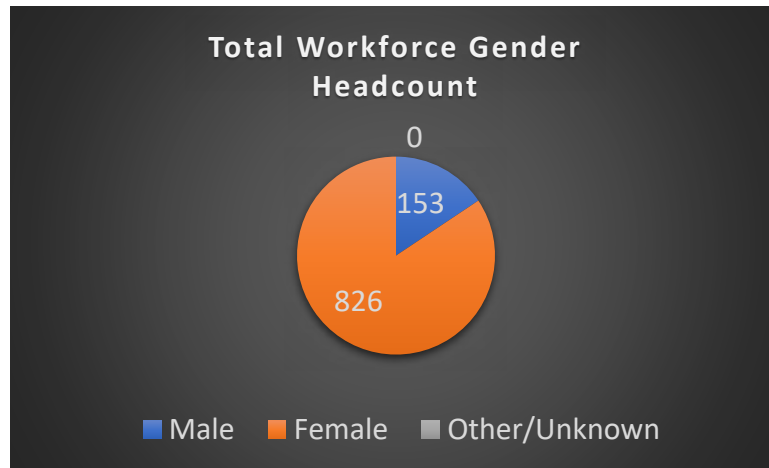
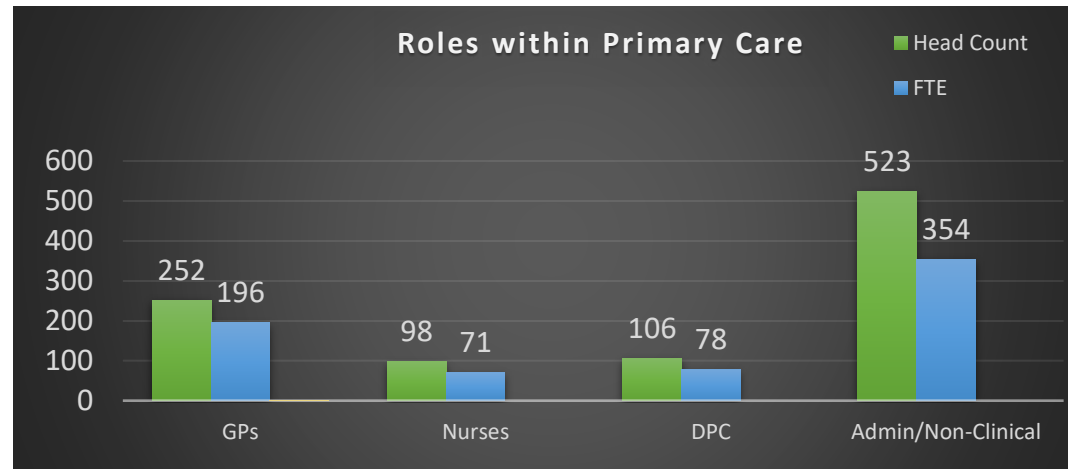
Advanced Paramedic Practitioners: HC = 1 FTE = 1	Advanced Pharmacist Practitioners: HC = 1 FTE = 1	Advanced Physiotherapist Practitioners: HC = 0 FTE = 0	Apprentices: HC = 0 FTE = 0	Dispensers: HC = 32 FTE = 24	Health Support Workers: HC = 3 FTE = 3	Health Care Assistants: HC = 53 FTE = 36
Nursing Associates: HC = 0 FTE = 0	Other Direct Patient Care: HC = 1 FTE = 1	Paramedics: HC = 4 FTE = 4	Pharmacists: HC = 7 FTE = 4	Pharmacy Technicians: HC = 0 FTE = 0	Phlebotomists: HC = 1 FTE = 1	Physician Associates: HC = 2 FTE = 2
Physiotherapists: HC = 0 FTE = 0	Social Prescribing Link Workers: HC = 1 FTE = 1	Therapists: HC = 0 FTE = 0				



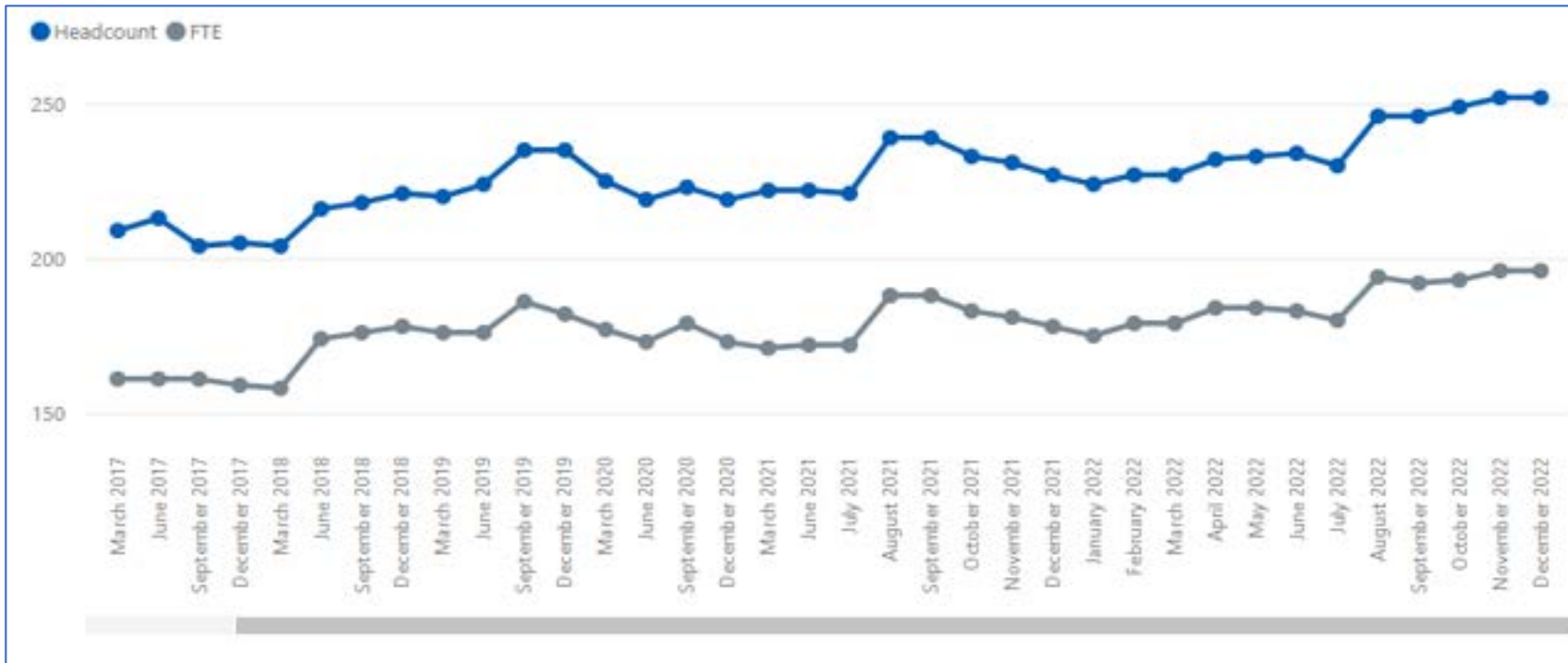
Administration

Apprentices: HC = 0 FTE = 0	Estates & Ancillary: HC = 2 FTE = 1	Management Partners: HC = 1 FTE = 1	Managers: HC = 54 FTE = 46	Medical Secretaries: HC = 53 FTE = 36	Other Admin/Non-clinical: HC = 123 FTE = 88	Receptionists: HC = 290 FTE = 183	Telephonists: HC = 1 FTE = 1
---	---	---	--	---	---	---	--

West Essex Demographics – Headcount and FTE



West Essex GP Trends – Headcount and FTE

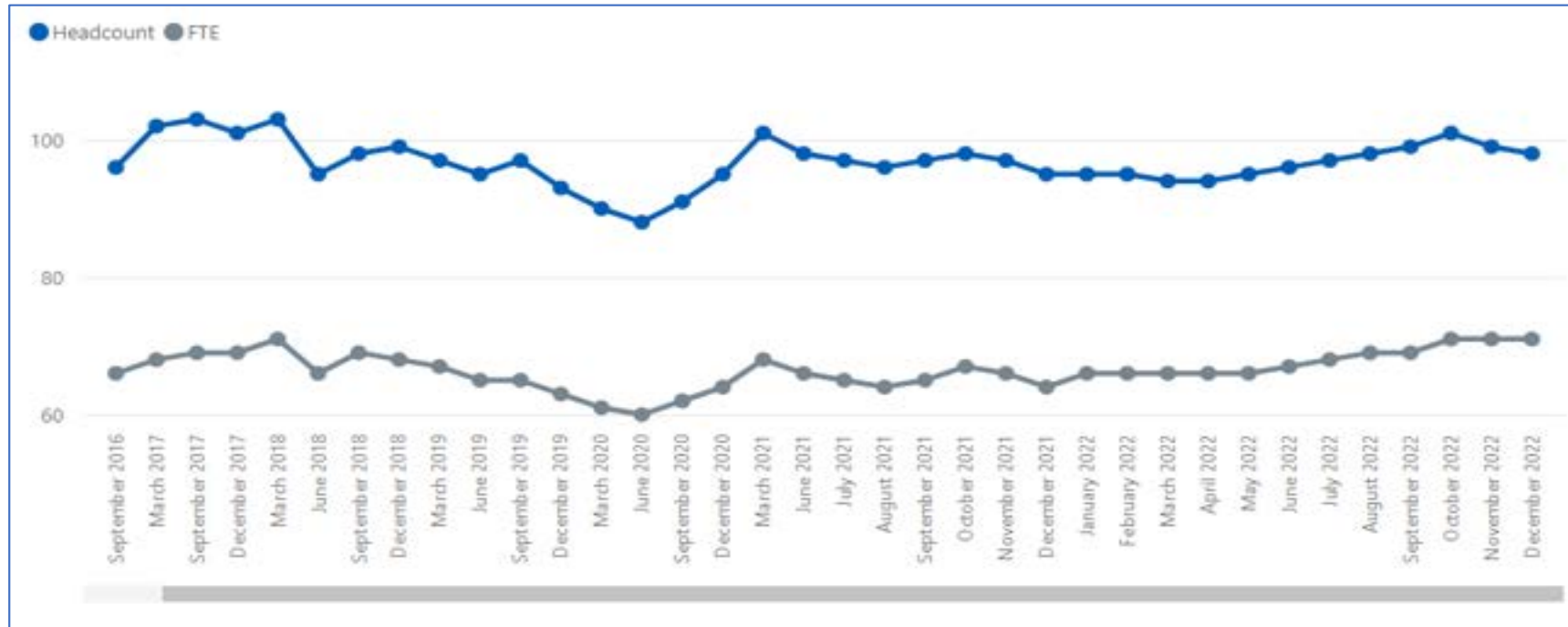


December 2022

Head Count
252

FTE
196

West Essex Nurses Trends – Headcount and FTE

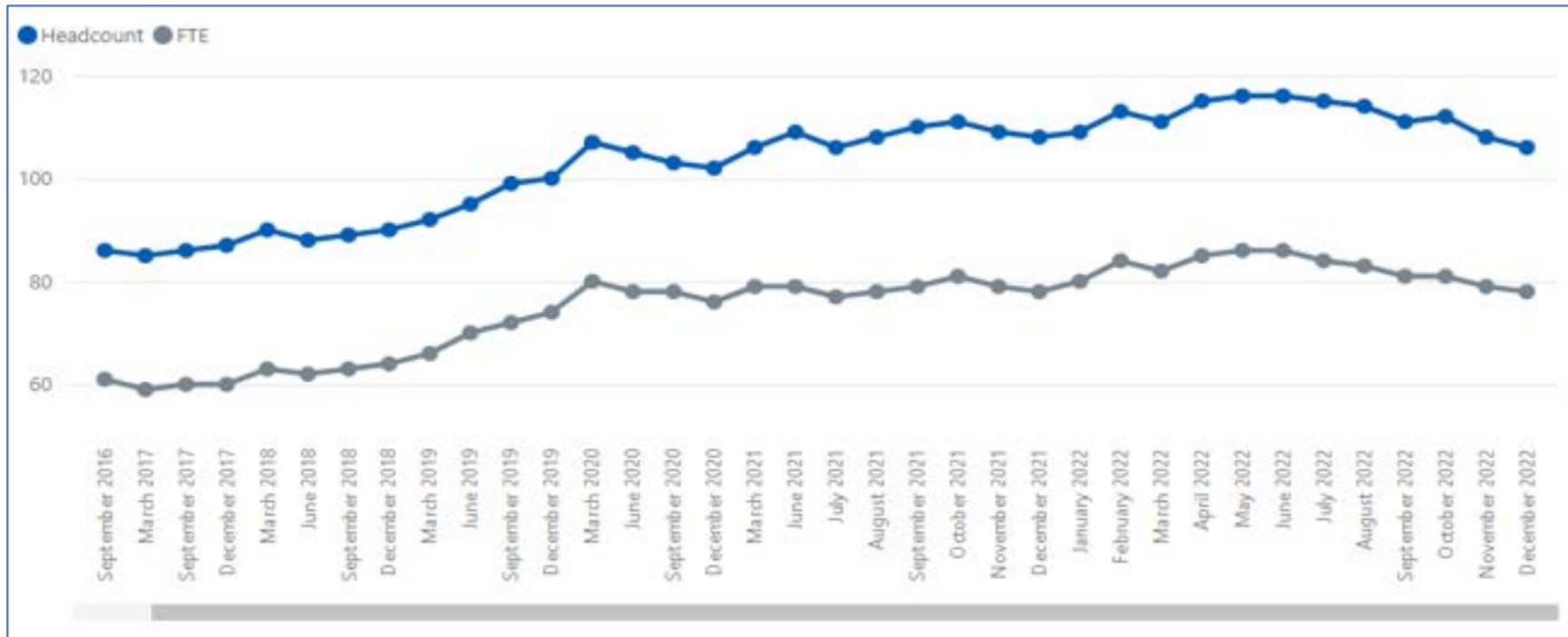


December 2022

Head Count
98

FTE
71

West Essex Direct Patient Care Trends – Headcount and FTE

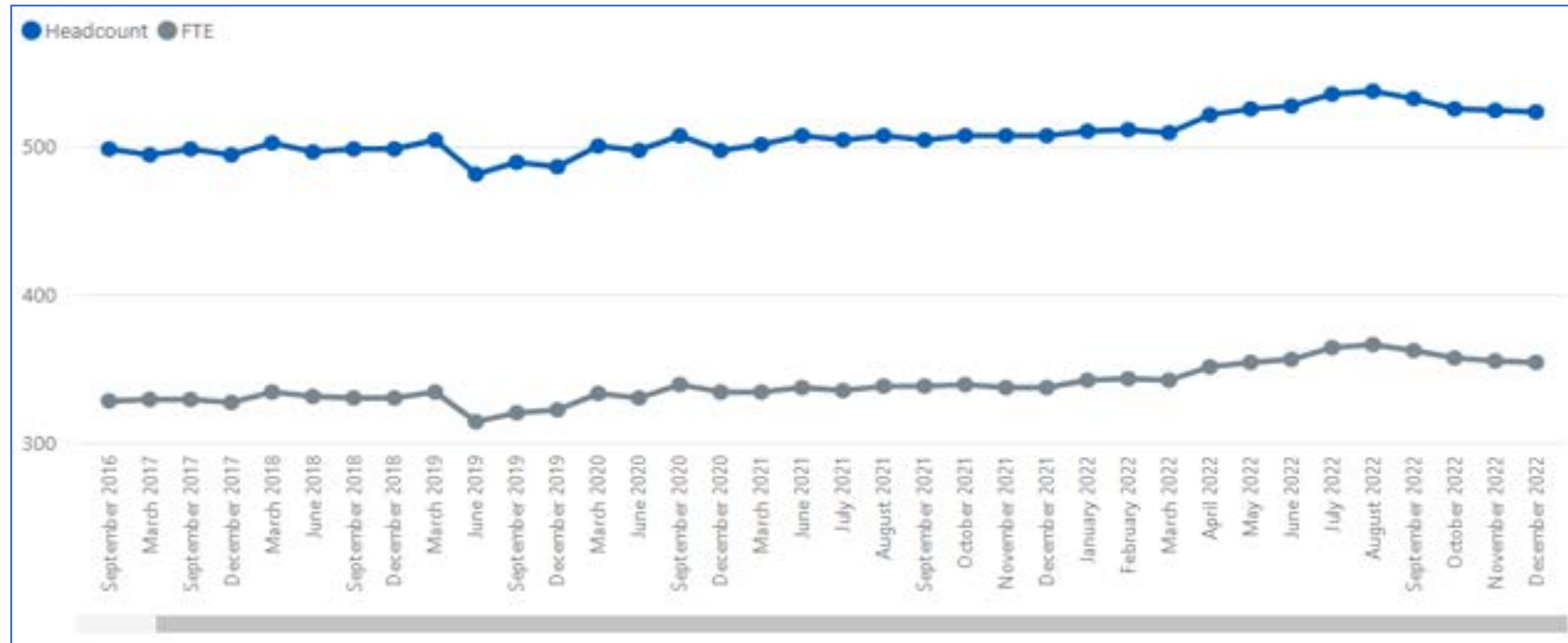


December 2022

Head Count
106

FTE
78

West Essex Administration/Non-Clinical Trends – Headcount and FTE



December 2022

Head Count
523

FTE
354

Mid Essex GP Practices Workforce Information

December 2022

Mid Essex Workforce Roles in Primary Care – Headcount and FTE



Doctors

GP Partners: HC = 115 FTE = 114	GP Regular Locums: HC = 6 FTE = 4	GP Retainers: HC = 1 FTE = 0	GPs in Training Grades: HC = 51 FTE = 49	Salaried GPs: HC = 89 FTE = 54
---	---	--	--	--

Key
 HC = Head Count
 FTE = Full-Time Equivalent



Nurses

Advanced Nurse Practitioners: HC = 42 FTE = 31	Extended Role Practice Nurses: HC = 2 FTE = 2	Nurse Dispensers: HC = 1 FTE = 1	Nurse Specialists: HC = 1 FTE = 1	Nursing Partners: HC = 0 FTE = 0	Other Nurses: HC = 2 FTE = 1	Practice Nurses: HC = 117 FTE = 73	Trainee Nurses: HC = 0 FTE = 0
--	---	--	---	--	--	--	--



Direct Patient Care

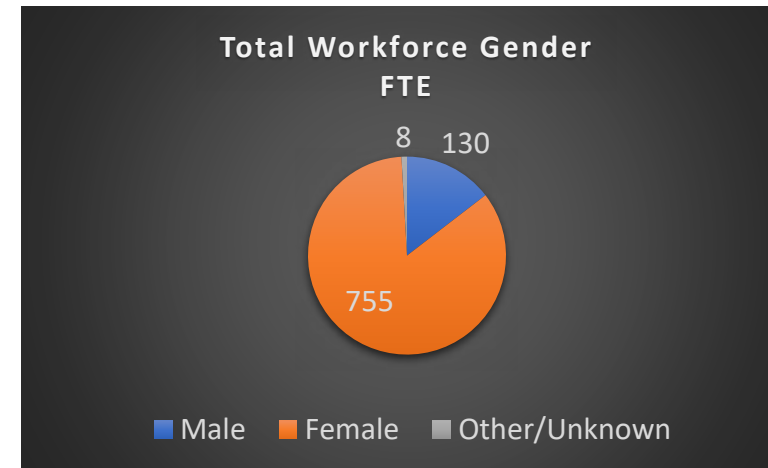
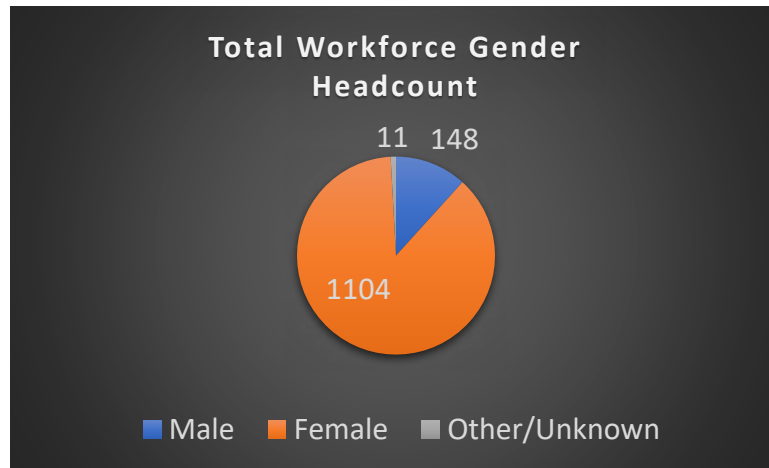
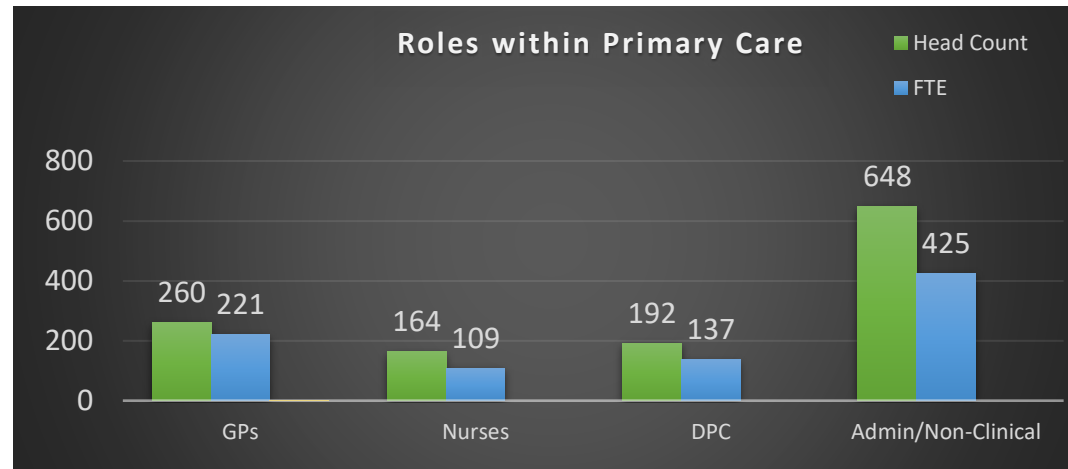
Advanced Paramedic Practitioners: HC = 4 FTE = 4	Advanced Pharmacist Practitioners: HC = 6 FTE = 5	Advanced Physiotherapist Practitioners: HC = 1 FTE = 1	Apprentices: HC = 0 FTE = 0	Dispensers: HC = 79 FTE = 57	Health Support Workers: HC = 0 FTE = 0	Health Care Assistants: HC = 58 FTE = 39
Nursing Associates: HC = 0 FTE = 0	Other Direct Patient Care: HC = 6 FTE = 3	Paramedics: HC = 12 FTE = 10	Pharmacists: HC = 18 FTE = 12	Pharmacy Technicians: HC = 2 FTE = 1	Phlebotomists: HC = 2 FTE = 1	Physician Associates: HC = 2 FTE = 2
Physiotherapists: HC = 1 FTE = 1	Social Prescribing Link Workers: HC = 1 FTE = 0	Therapists: HC = 0 FTE = 0				



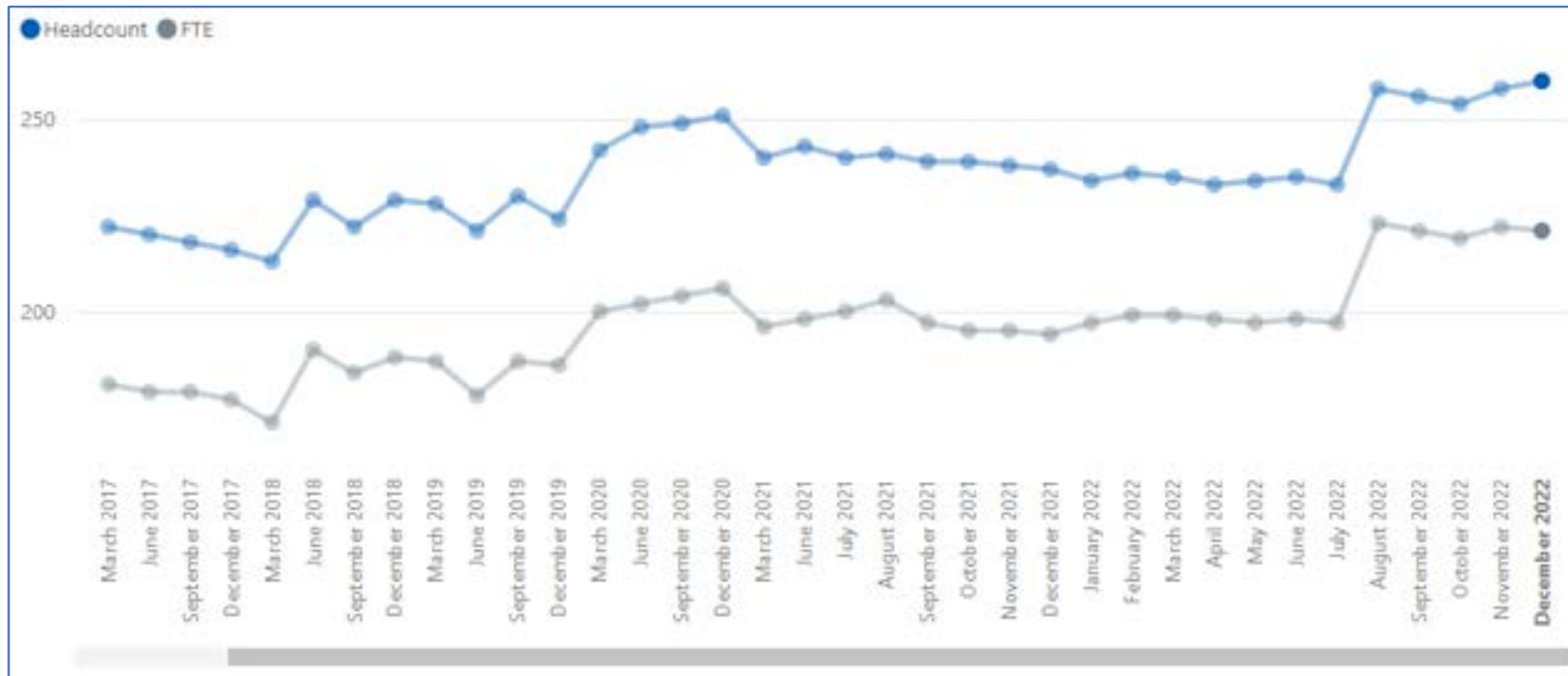
Administration

Apprentices: HC = 2 FTE = 2	Estates & Ancillary: HC = 8 FTE = 2	Management Partners: HC = 2 FTE = 2	Managers: HC = 63 FTE = 57	Medical Secretaries: HC = 84 FTE = 54	Other Admin/Non-clinical: HC = 179 FTE = 119	Receptionists: HC = 312 FTE = 190	Telephonists: HC = 1 FTE = 1
---	---	---	--	---	--	---	--

Mid Essex Demographics – Headcount and FTE



Mid Essex GP Trends – Headcount and FTE



December 2022

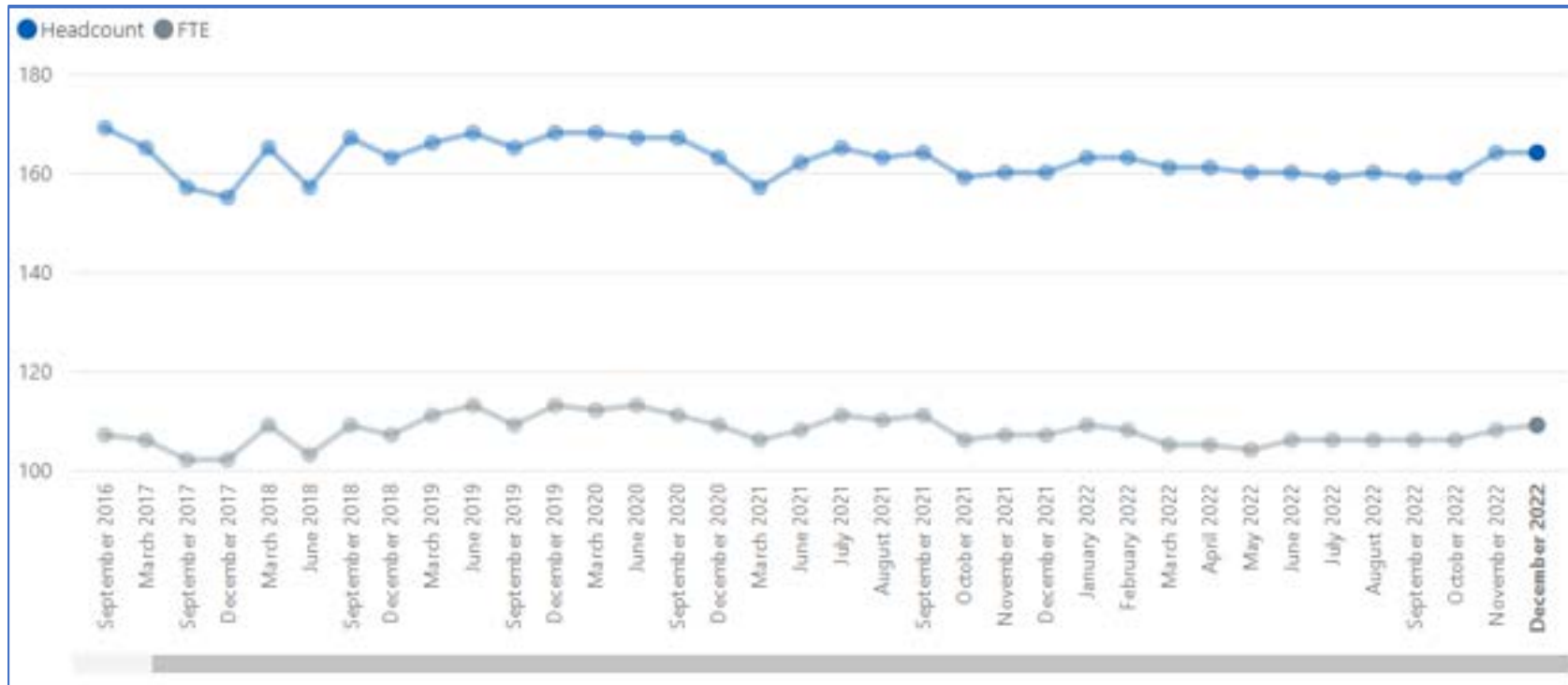
Head Count

260

FTE

221

Mid Essex Nurses Trends – Headcount and FTE

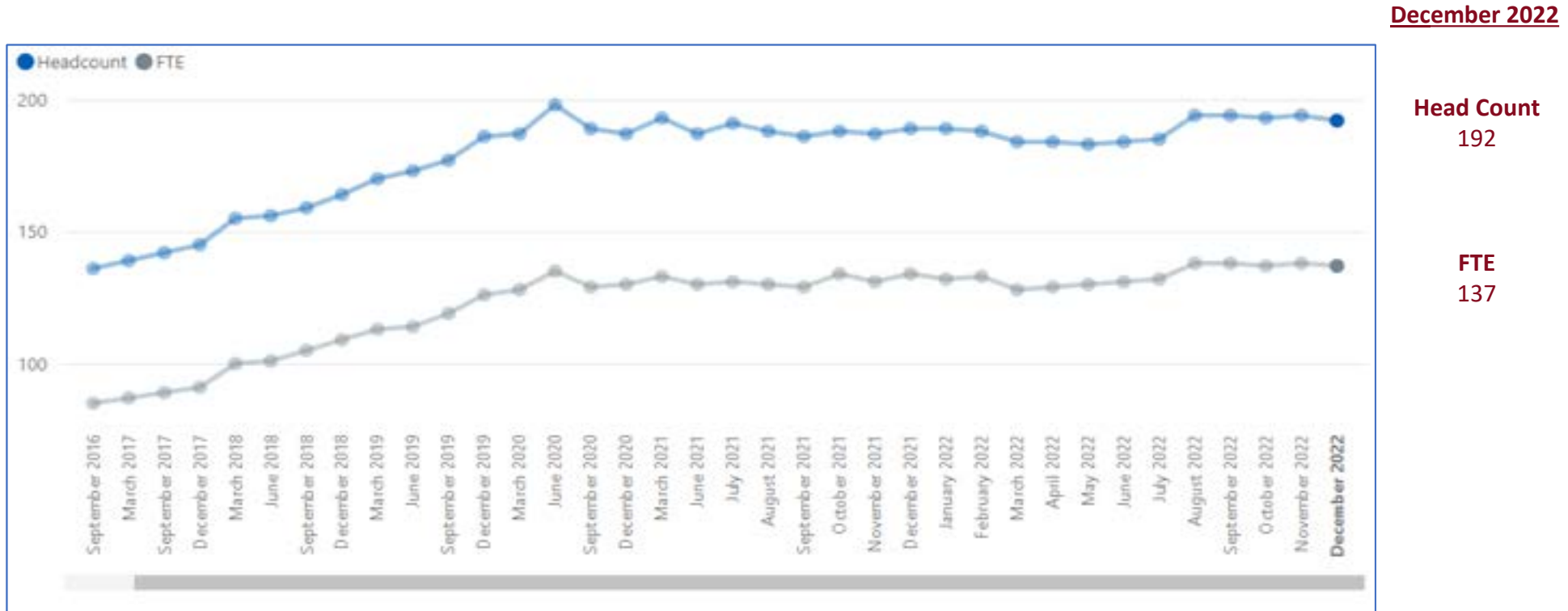


December 2022

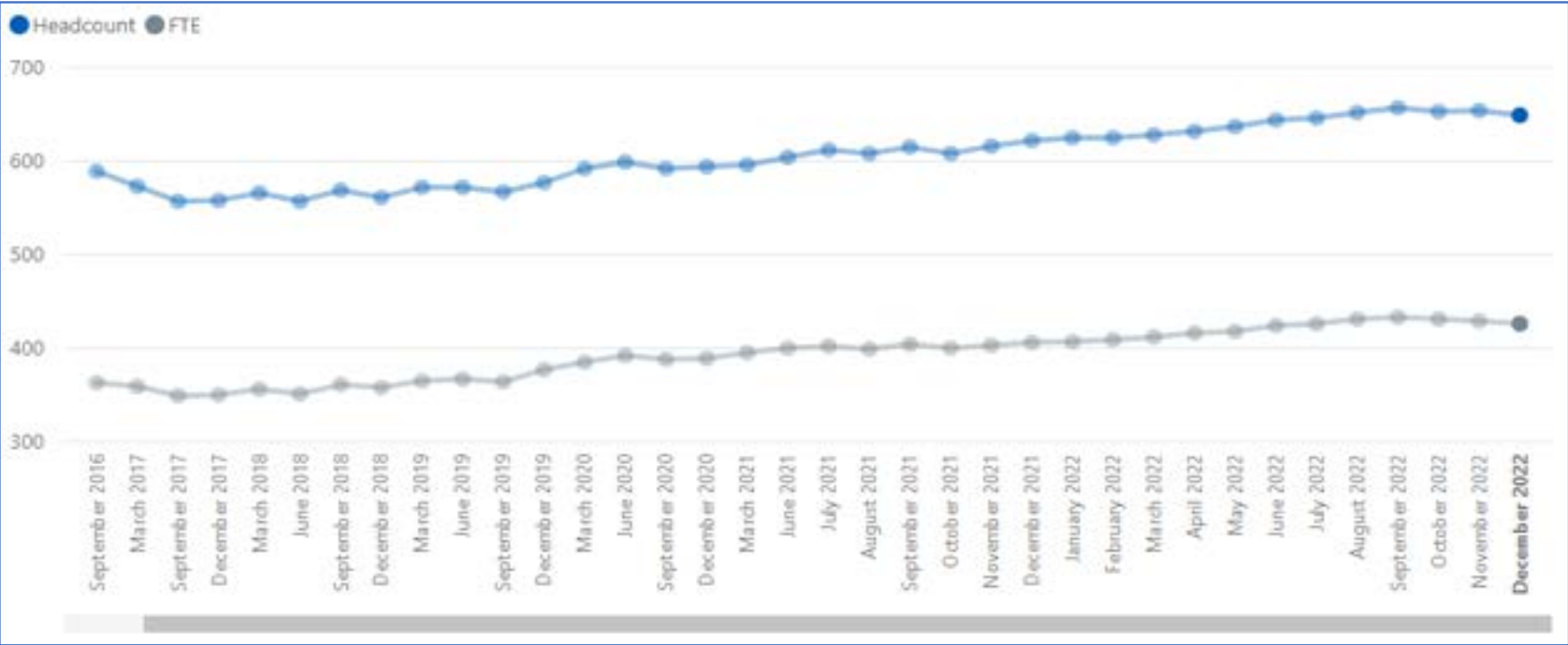
Head Count
164

FTE
109

Mid Essex Direct Patient Care Trends – Headcount and FTE



Mid Essex Administration/Non-Clinical Trends – Headcount and FTE



December 2022

Head Count
648

FTE
425

**Basildon & Brentwood
GP Practices
Workforce Information
December 2022**

Basildon & Brentwood Workforce Roles in Primary Care – Headcount and FTE



Doctors

GP Partners: HC = 98 FTE = 85	GP Regular Locums: HC = 11 FTE = 5	GP Retainers: HC = 1 FTE = 1	GPs in Training Grades: HC = 23 FTE = 22	Salaried GPs: HC = 33 FTE = 20
---	--	--	--	--

Key
 HC = Head Count
 FTE = Full-Time Equivalent



Nurses

Advanced Nurse Practitioners: HC = 21 FTE = 16	Extended Role Practice Nurses: HC = 0 FTE = 0	Nurse Dispensers: HC = 0 FTE = 0	Nurse Specialists: HC = 1 FTE = 1	Nursing Partners: HC = 0 FTE = 0	Other Nurses: HC = 1 FTE = 0	Practice Nurses: HC = 76 FTE = 44	Trainee Nurses: HC = 1 FTE = 0
--	---	--	---	--	--	---	--



Direct Patient Care

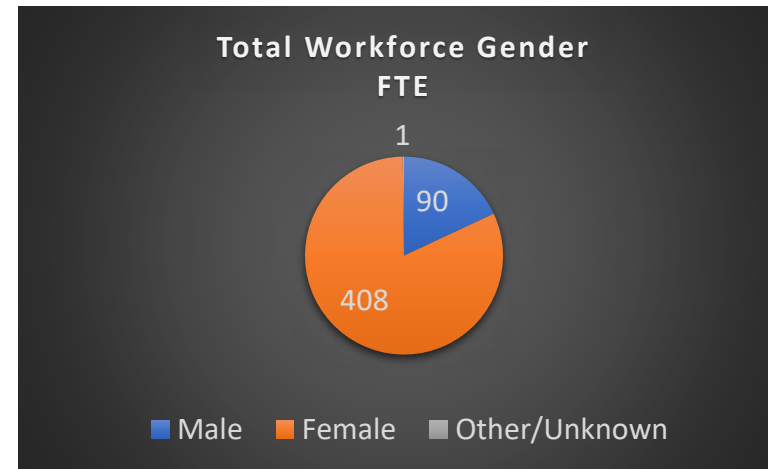
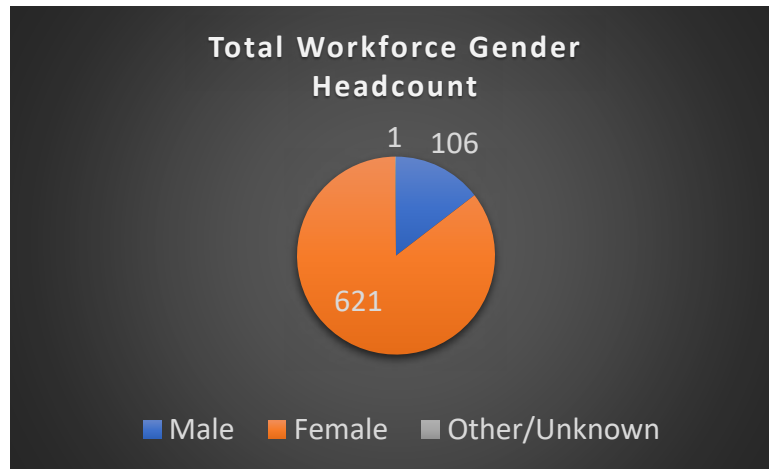
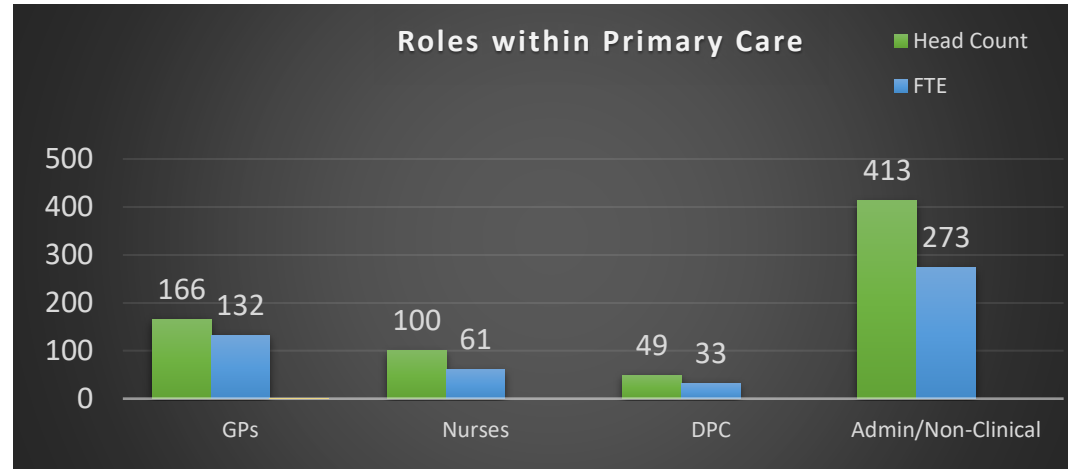
Advanced Paramedic Practitioners: HC = 0 FTE = 0	Advanced Pharmacist Practitioners: HC = 0 FTE = 0	Advanced Physiotherapist Practitioners: HC = 0 FTE = 0	Apprentices: HC = 0 FTE = 0	Dispensers: HC = 4 FTE = 3	Health Support Workers: HC = 0 FTE = 0	Health Care Assistants: HC = 28 FTE = 19
Nursing Associates: HC = 1 FTE = 1	Other Direct Patient Care: HC = 0 FTE = 0	Paramedics: HC = 1 FTE = 1	Pharmacists: HC = 10 FTE = 6	Pharmacy Technicians: HC = 0 FTE = 0	Phlebotomists: HC = 1 FTE = 0	Physician Associates: HC = 4 FTE = 4
Physiotherapists: HC = 0 FTE = 0	Social Prescribing Link Workers: HC = 0 FTE = 0	Therapists: HC = 0 FTE = 0				



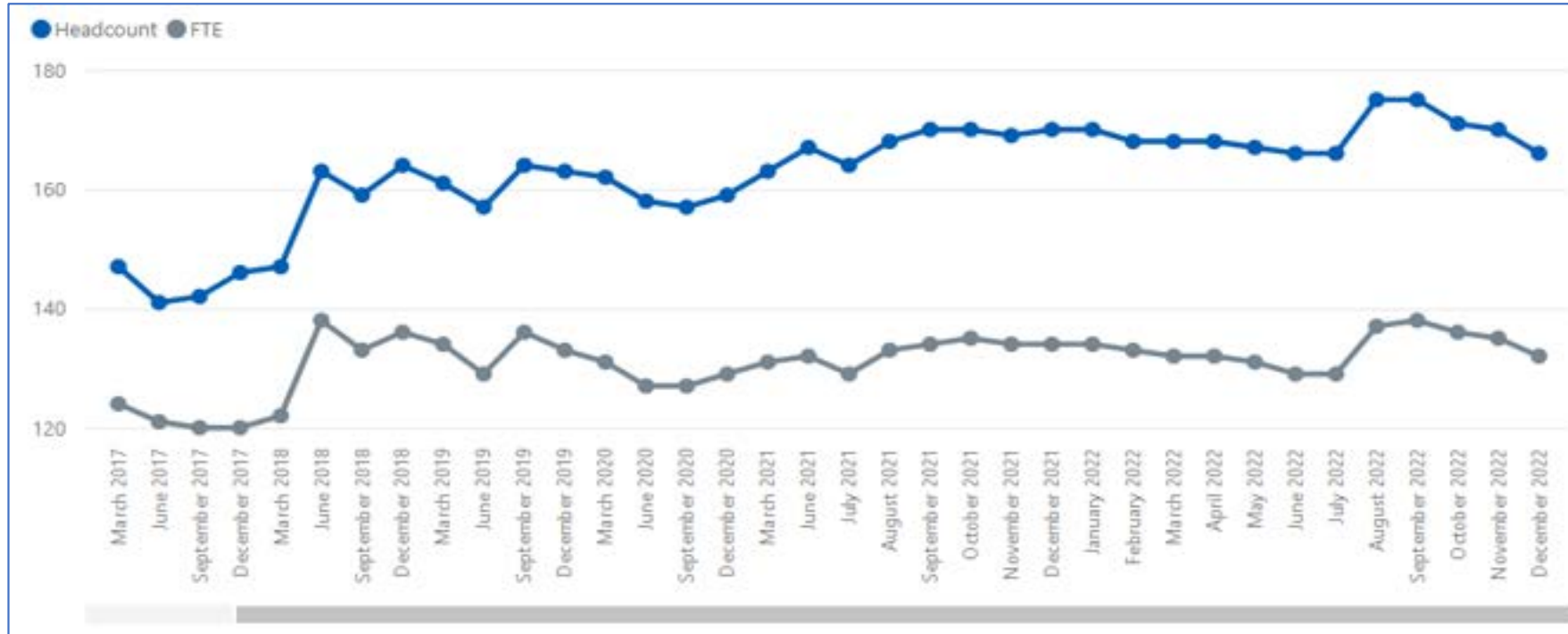
Administration

Apprentices: HC = 3 FTE = 3	Estates & Ancillary: HC = 3 FTE = 2	Management Partners: HC = 0 FTE = 0	Managers: HC = 40 FTE = 35	Medical Secretaries: HC = 43 FTE = 31	Other Admin/Non-clinical: HC = 66 FTE = 39	Receptionists: HC = 258 FTE = 162	Telephonists: HC = 1 FTE = 0
---	---	---	--	---	--	---	--

Basildon & Brentwood Demographics – Headcount and FTE



Basildon & Brentwood GP Trends – Headcount and FTE

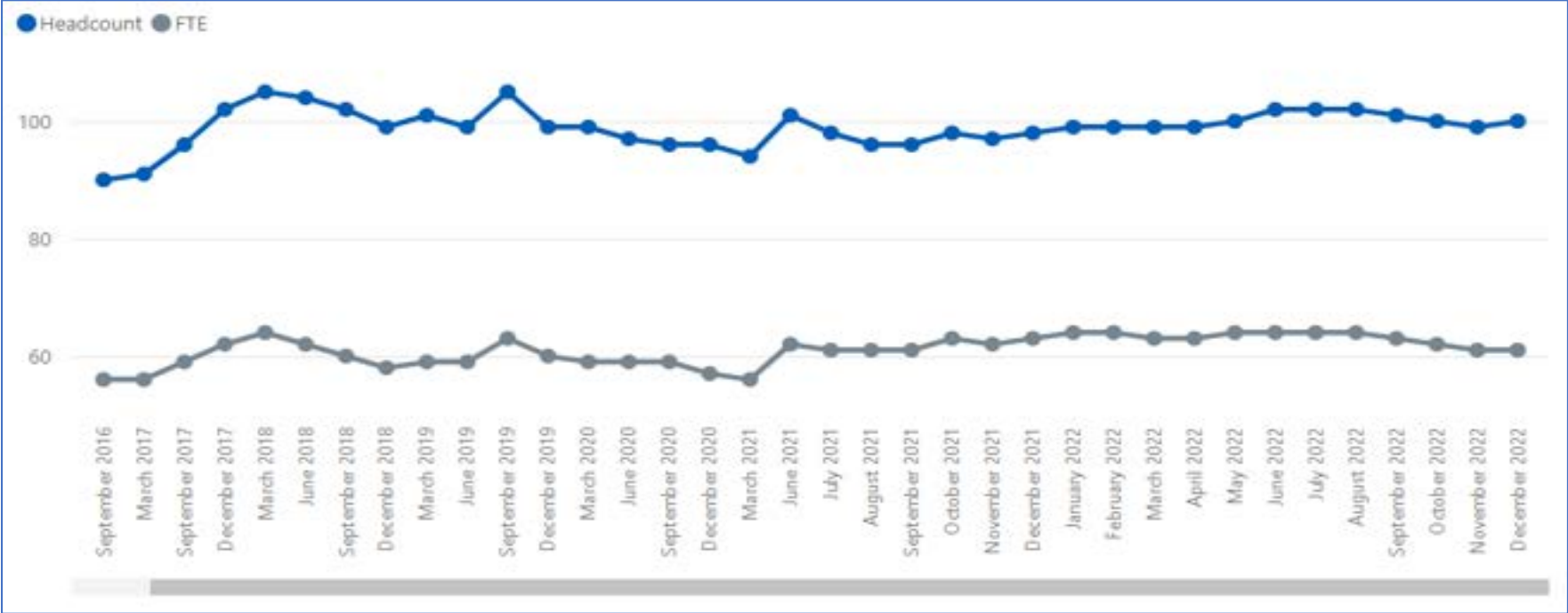


December 2022

Head Count
166

FTE
132

Basildon & Brentwood Nurses Trends – Headcount and FTE

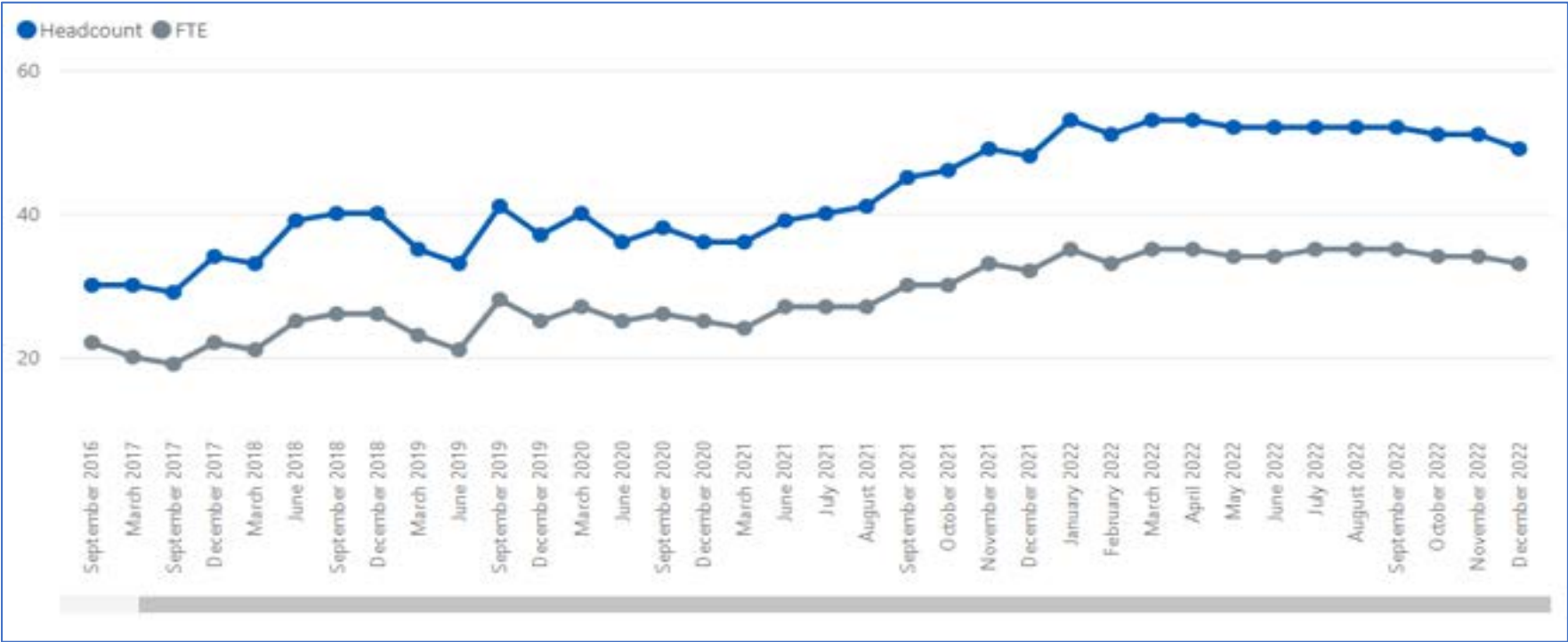


December 2022

Head Count
100

FTE
61

Basildon & Brentwood Direct Patient Care Trends – Headcount and FTE

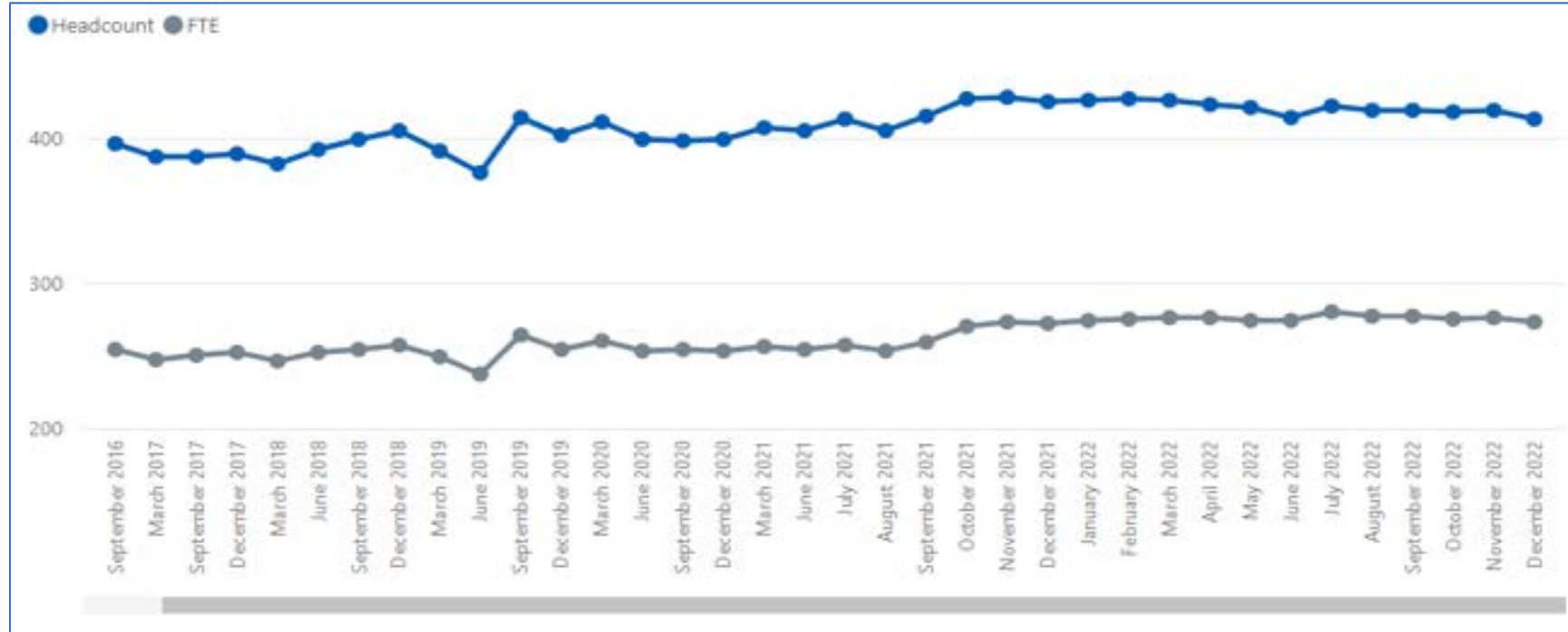


December 2022

Head Count
49

FTE
33

Basildon & Brentwood Essex Administration/Non-Clinical Trends – Headcount and FTE



December 2022

Head Count
413

FTE
273

Thurrock GP Practices Workforce Information

December 2022

Thurrock Workforce Roles in Primary Care – Headcount and FTE



Doctors

GP Partners:
HC = 41
FTE = 39

GP Regular Locums:
HC = 18
FTE = 11

GP Retainers:
HC = 0
FTE = 0

GPs in Training Grades:
HC = 11
FTE = 11

Salaried GPs:
HC = 24
FTE = 17

Key
HC = Head Count
FTE = Full-Time Equivalent



Nurses

Advanced Nurse Practitioners:
HC = 15
FTE = 10

Extended Role Practice Nurses:
HC = 1
FTE = 1

Nurse Dispensers:
HC = 0
FTE = 0

Nurse Specialists:
HC = 0
FTE = 0

Nursing Partners:
HC = 0
FTE = 0

Other Nurses:
HC = 0
FTE = 0

Practice Nurses:
HC = 44
FTE = 29

Trainee Nurses:
HC = 0
FTE = 0



Direct Patient Care

Advanced Paramedic Practitioners:
HC = 1
FTE = 0

Advanced Pharmacist Practitioners:
HC = 2
FTE = 1

Advanced Physiotherapist Practitioners:
HC = 0
FTE = 0

Apprentices:
HC = 1
FTE = 1

Dispensers:
HC = 8
FTE = 6

Health Support Workers:
HC = 0
FTE = 0

Health Care Assistants:
HC = 20
FTE = 12

Nursing Associates:
HC = 1
FTE = 0

Other Direct Patient Care:
HC = 3
FTE = 1

Paramedics:
HC = 2
FTE = 2

Pharmacists:
HC = 8
FTE = 5

Pharmacy Technicians:
HC = 0
FTE = 0

Phlebotomists:
HC = 1
FTE = 1

Physician Associates:
HC = 7
FTE = 6

Physiotherapists:
HC = 0
FTE = 0

Social Prescribing Link Workers:
HC = 0
FTE = 0

Therapists:
HC = 1
FTE = 0



Administration

Apprentices:
HC = 2
FTE = 2

Estates & Ancillary:
HC = 2
FTE = 1

Management Partners:
HC = 4
FTE = 4

Managers:
HC = 30
FTE = 28

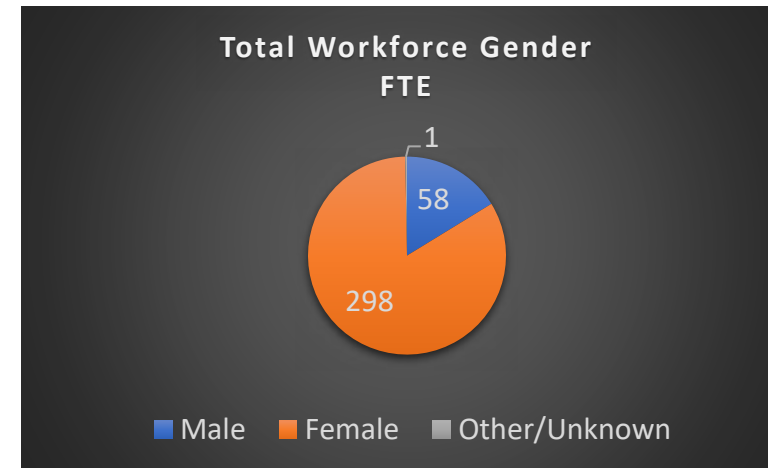
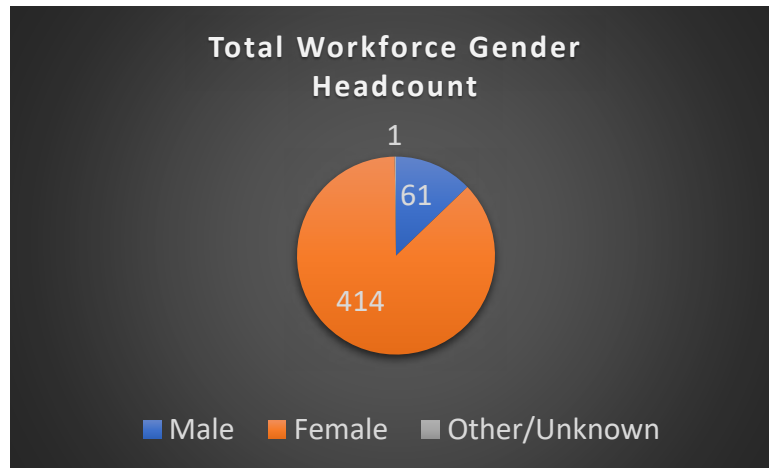
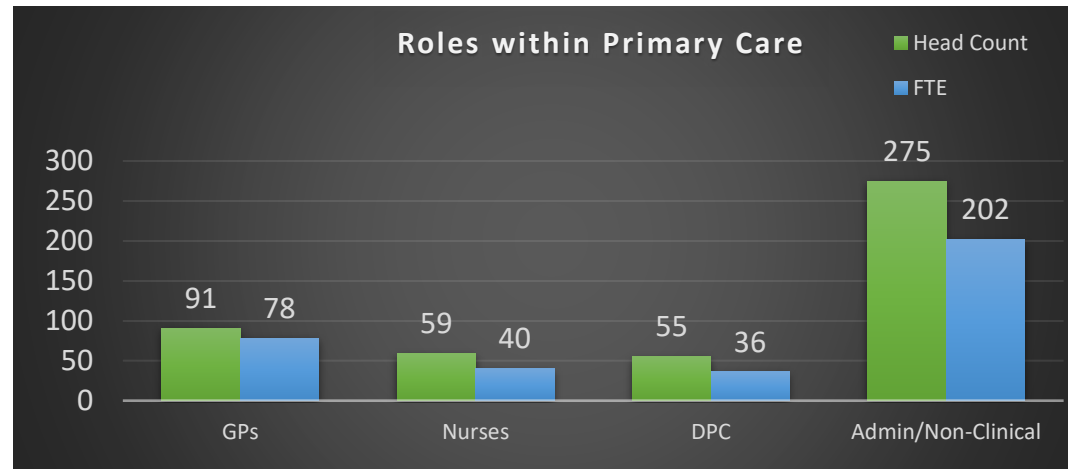
Medical Secretaries:
HC = 17
FTE = 13

Other Admin/Non-clinical:
HC = 33
FTE = 25

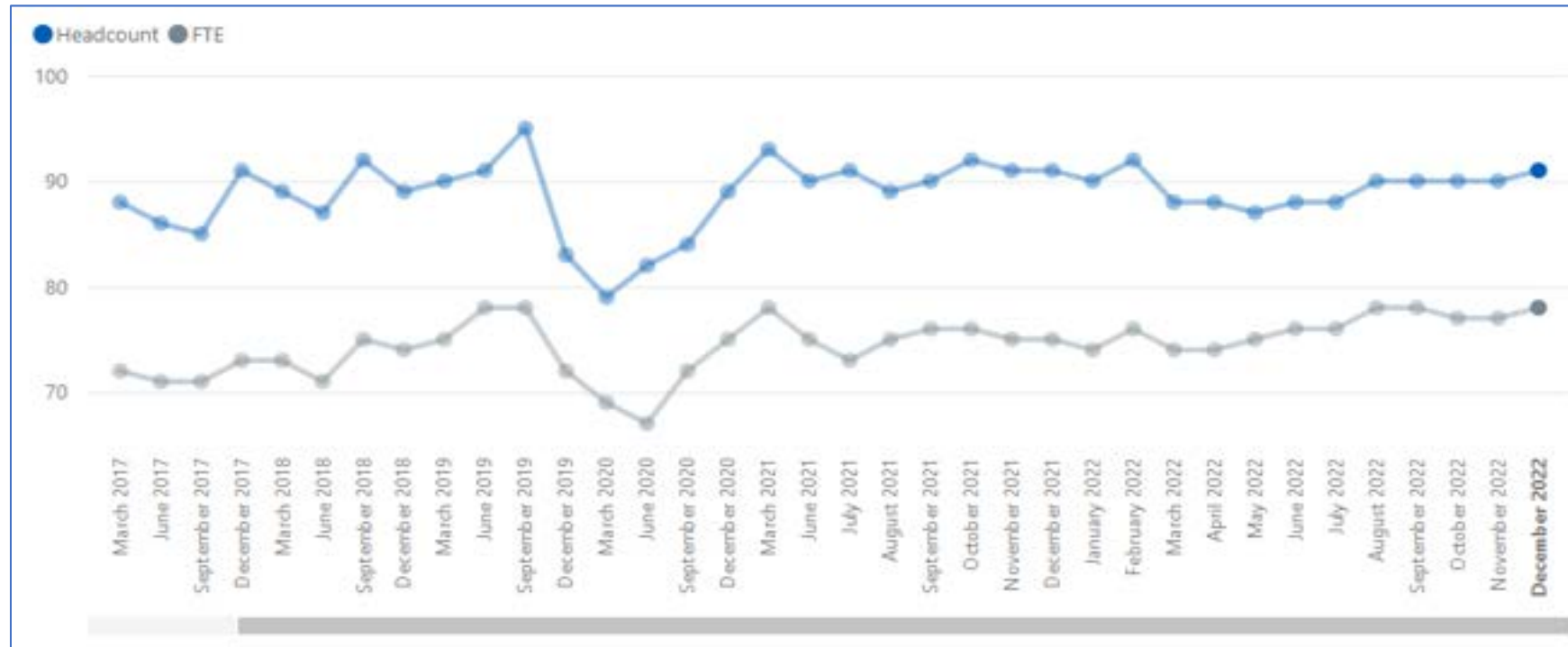
Receptionists:
HC = 188
FTE = 129

Telephonists:
HC = 0
FTE = 0

Thurrock Demographics – Headcount and FTE



Thurrock GP Trends – Headcount and FTE

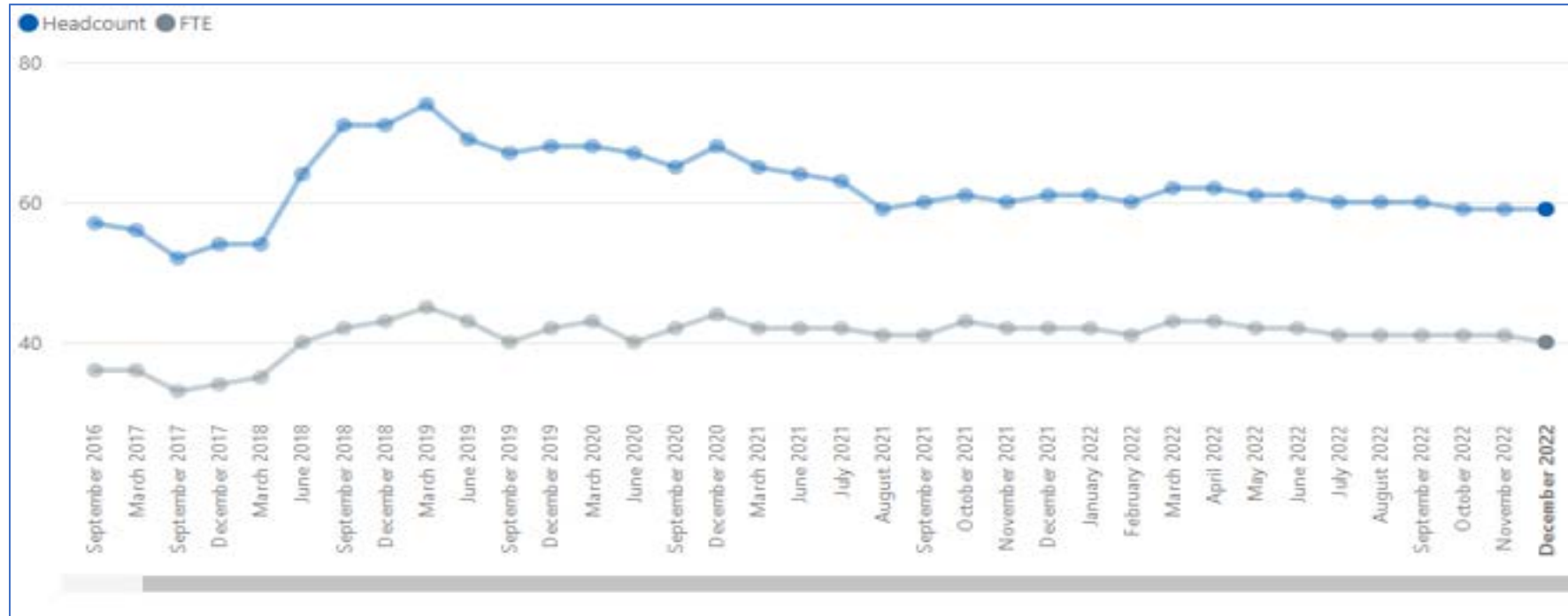


December 2022

Head Count
91

FTE
78

Thurrock Nurses Trends – Headcount and FTE

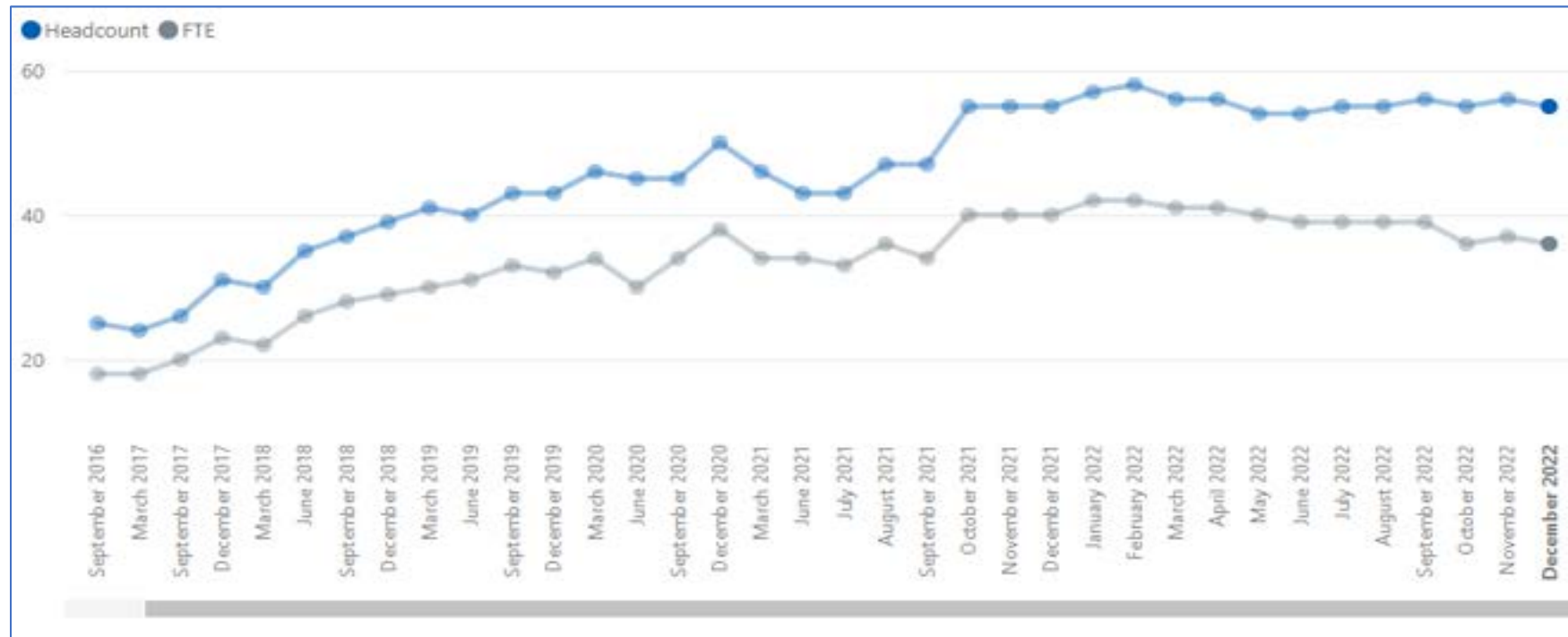


December 2022

Head Count
59

FTE
40

Thurrock Direct Patient Care Trends – Headcount and FTE

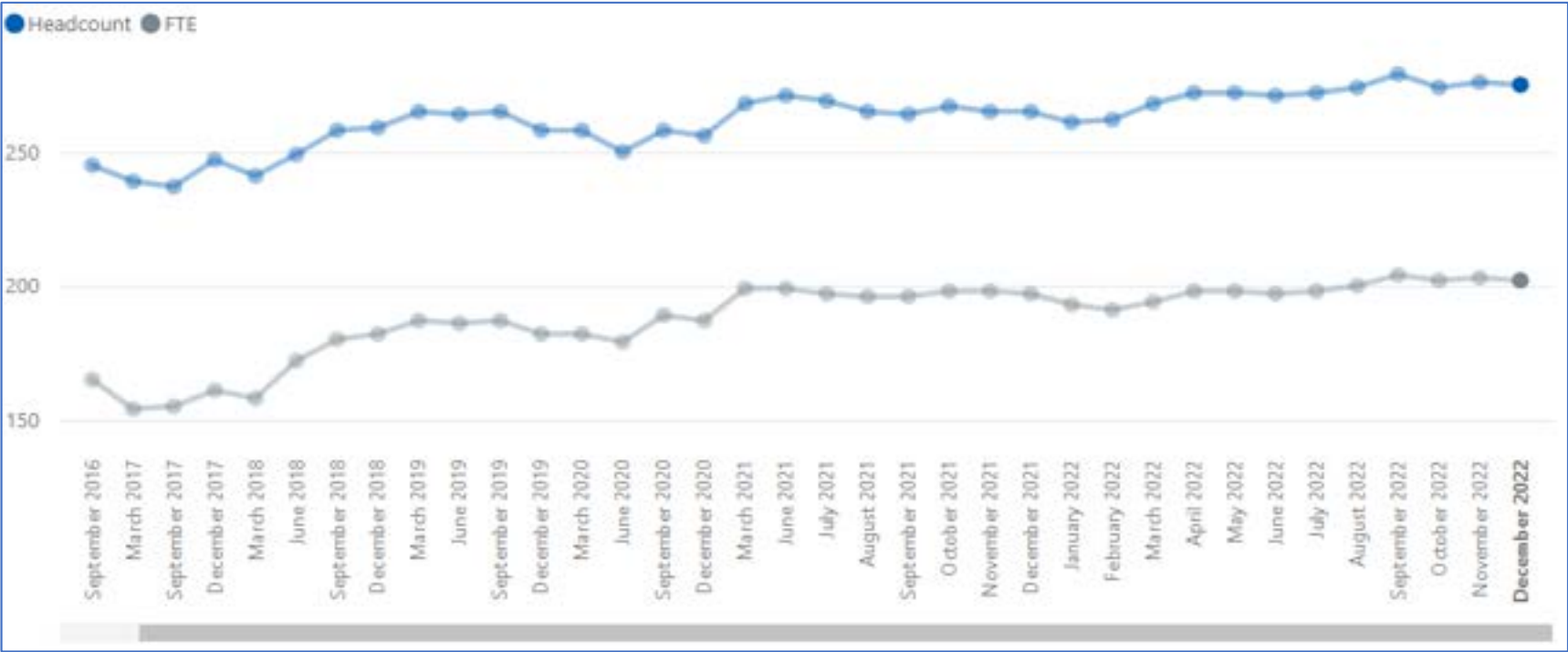


December 2022

Head Count
55

FTE
36

Thurrock Administration/Non-Clinical Trends – Headcount and FTE



December 2022

Head Count
275

FTE
202

**Castle Point & Rochford (CPR)
GP Practices
Workforce Information
December 2022**

CPR Workforce Roles in Primary Care – Headcount and FTE



Doctors

GP Partners: HC = 57 FTE = 57	GP Regular Locums: HC = 12 FTE = 5	GP Retainers: HC = 0 FTE = 0	GPs in Training Grades: HC = 26 FTE = 25	Salaried GPs: HC = 26 FTE = 21
---	--	--	--	--

Key
HC = Head Count
FTE = Full-Time Equivalent



Nurses

Advanced Nurse Practitioners: HC = 11 FTE = 10	Extended Role Practice Nurses: HC = 0 FTE = 0	Nurse Dispensers: HC = 1 FTE = 0	Nurse Specialists: HC = 1 FTE = 1	Nursing Partners: HC = 0 FTE = 0	Other Nurses: HC = 0 FTE = 0	Practice Nurses: HC = 36 FTE = 24	Trainee Nurses: HC = 0 FTE = 0
--	---	--	---	--	--	---	--



Direct Patient Care

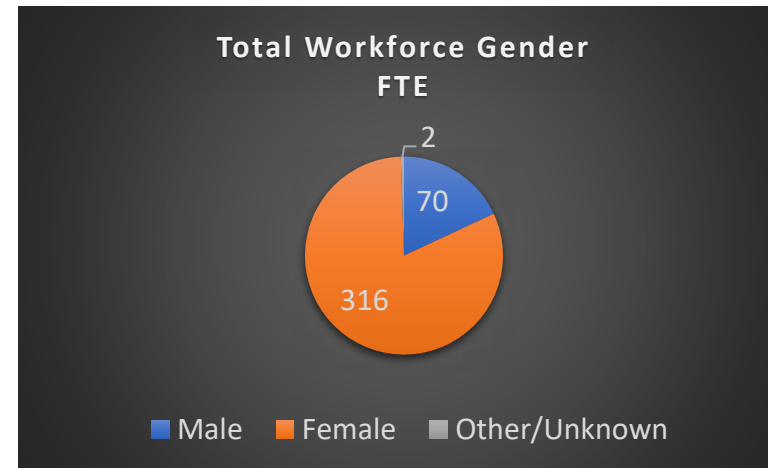
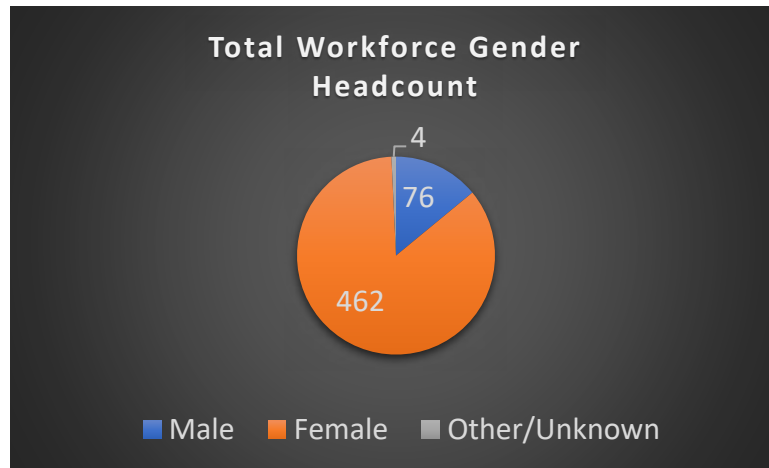
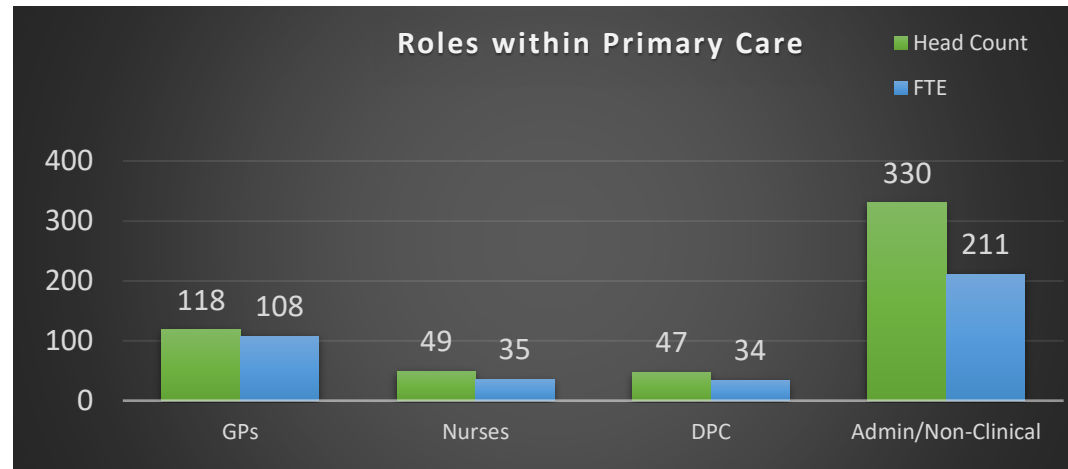
Advanced Paramedic Practitioners: HC = 0 FTE = 0	Advanced Pharmacist Practitioners: HC = 1 FTE = 0	Advanced Physiotherapist Practitioners: HC = 0 FTE = 0	Apprentices: HC = 0 FTE = 0	Dispensers: HC = 0 FTE = 0	Health Support Workers: HC = 0 FTE = 0	Health Care Assistants: HC = 25 FTE = 18
Nursing Associates: HC = 2 FTE = 1	Other Direct Patient Care: HC = 2 FTE = 1	Paramedics: HC = 2 FTE = 2	Pharmacists: HC = 3 FTE = 3	Pharmacy Technicians: HC = 0 FTE = 0	Phlebotomists: HC = 9 FTE = 5	Physician Associates: HC = 2 FTE = 2
Physiotherapists: HC = 1 FTE = 1	Social Prescribing Link Workers: HC = 0 FTE = 0	Therapists: HC = 0 FTE = 0				



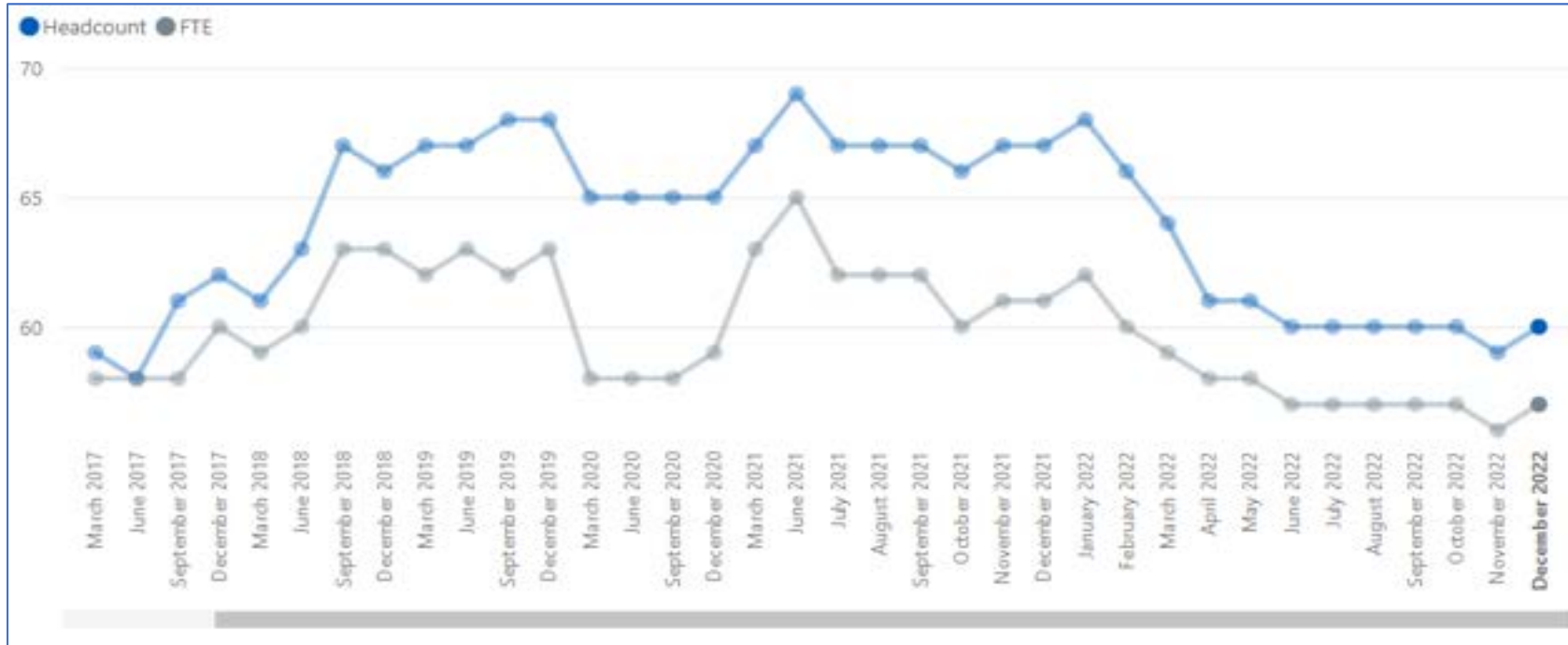
Administration

Apprentices: HC = 2 FTE = 1	Estates & Ancillary: HC = 3 FTE = 2	Management Partners: HC = 1 FTE = 1	Managers: HC = 25 FTE = 23	Medical Secretaries: HC = 27 FTE = 19	Other Admin/Non-clinical: HC = 53 FTE = 38	Receptionists: HC = 218 FTE = 127	Telephonists: HC = 1 FTE = 1
---	---	---	--	---	--	---	--

CPR Demographics – Headcount and FTE



CPR GP Trends – Headcount and FTE

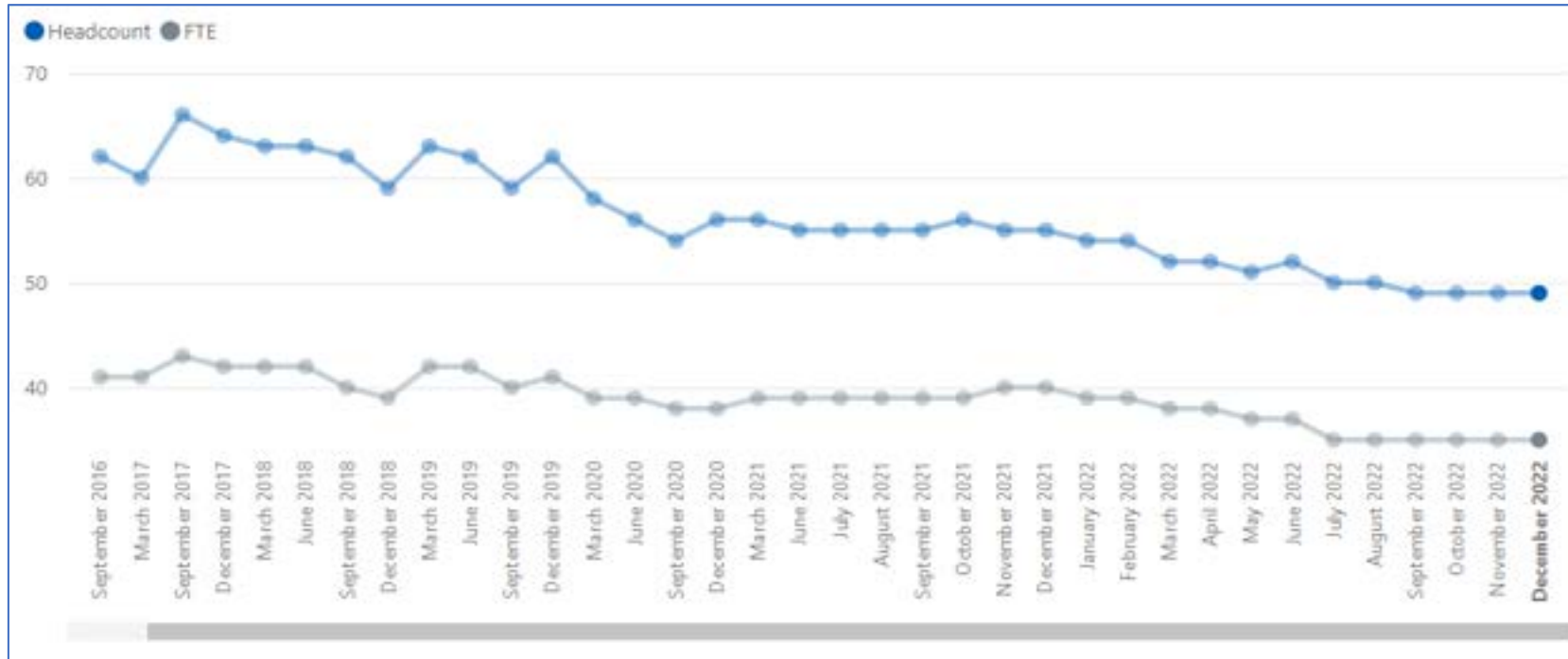


December 2022

Head Count
118

FTE
108

CPR Nurses Trends – Headcount and FTE

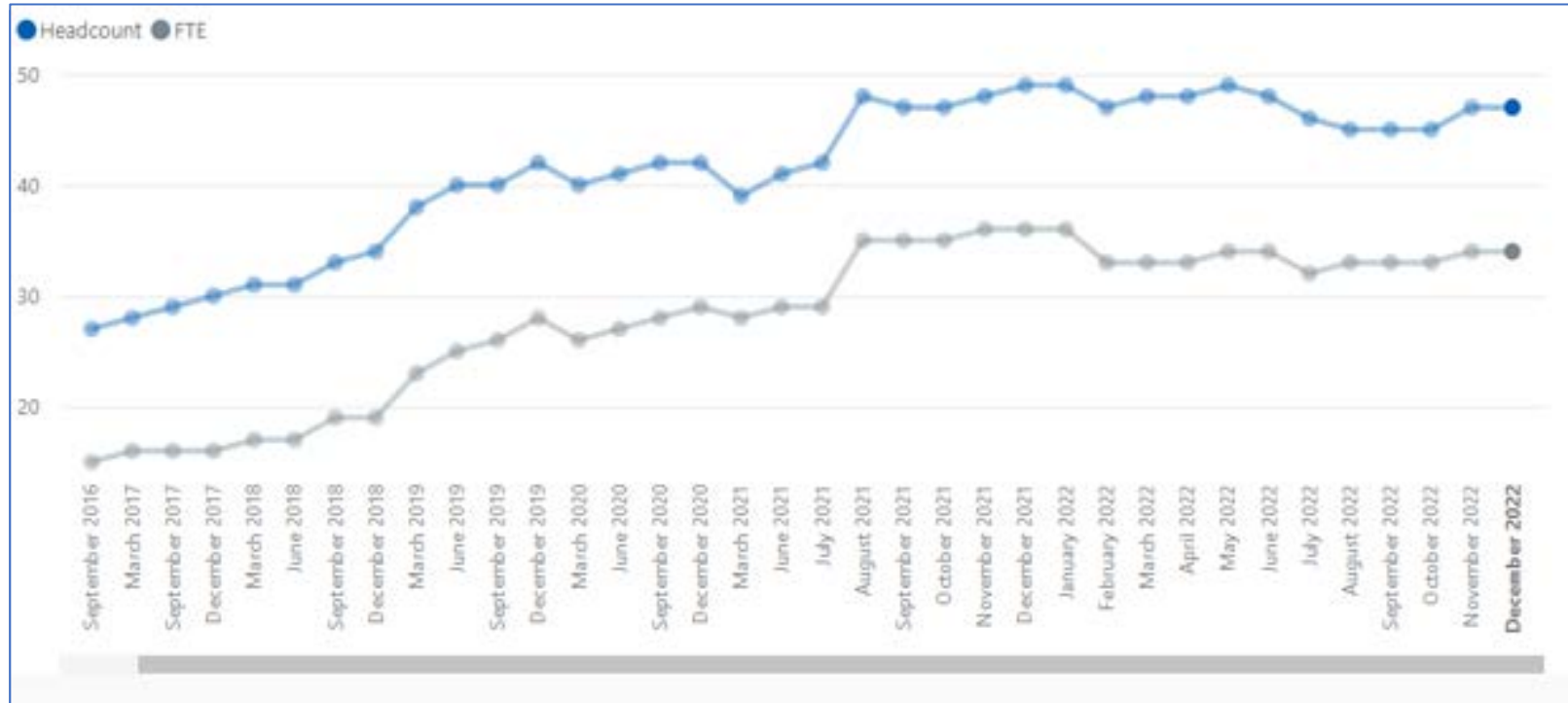


December 2022

Head Count
49

FTE
35

CPR Direct Patient Care Trends – Headcount and FTE



December 2022

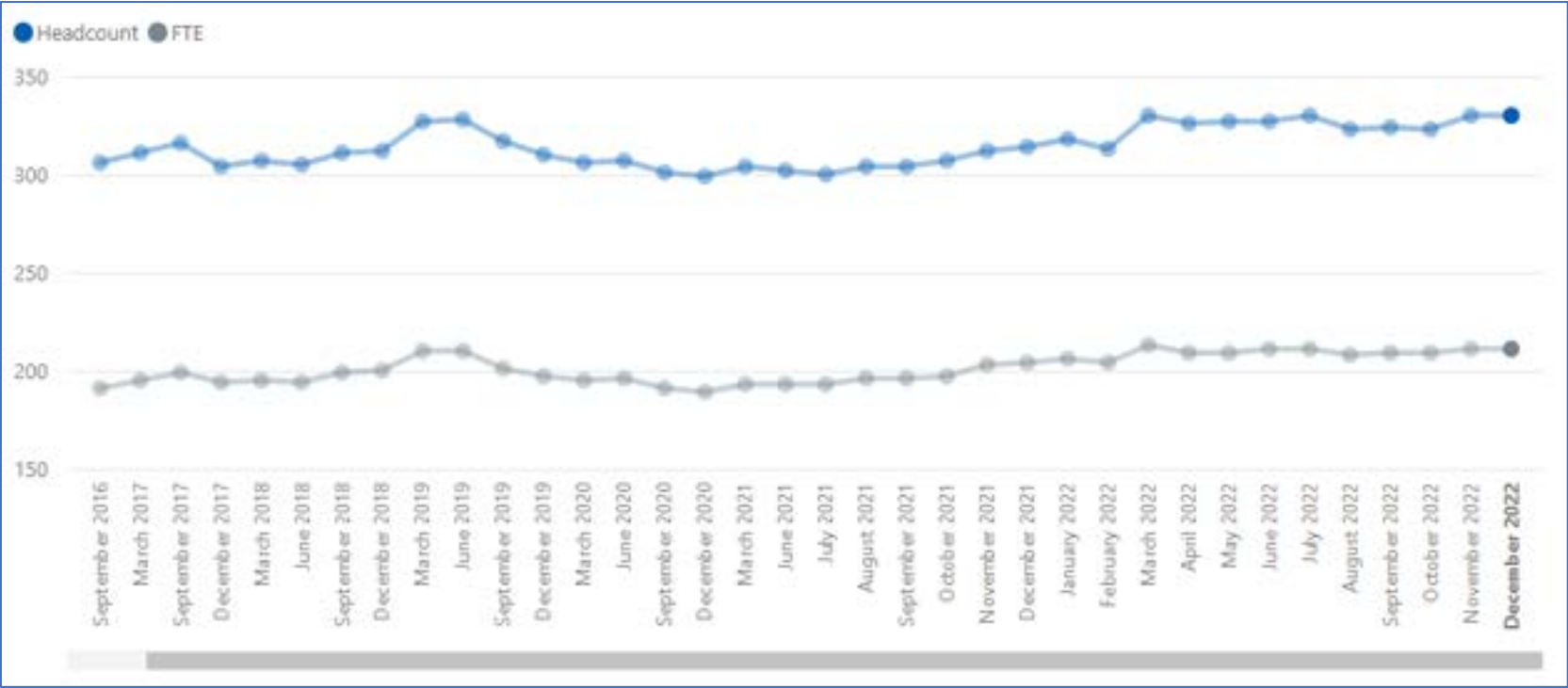
Head Count

47

FTE

34

CPR Administration/Non-Clinical Trends – Headcount and FTE



December 2022

Head Count
330

FTE
211

Southend GP Practices Workforce Information

December 2022

Southend Workforce Roles in Primary Care – Headcount and FTE



GP Partners:
HC = 50
FTE = 47

GP Regular Locums:
HC = 24
FTE = 10

GP Retainers:
HC = 1
FTE = 0

GPs in Training Grades:
HC = 22
FTE = 19

Salaried GPs:
HC = 43
FTE = 26

Key
 HC = Head Count
 FTE = Full-Time Equivalent



Advanced Nurse Practitioners:
HC = 15
FTE = 11

Extended Role Practice Nurses:
HC = 4
FTE = 3

Nurse Dispensers:
HC = 0
FTE = 0

Nurse Specialists:
HC = 1
FTE = 1

Nursing Partners:
HC = 0
FTE = 0

Other Nurses:
HC = 1
FTE = 1

Practice Nurses:
HC = 54
FTE = 29

Trainee Nurses:
HC = 2
FTE = 2



Advanced Paramedic Practitioners:
HC = 0
FTE = 0

Advanced Pharmacist Practitioners:
HC = 0
FTE = 0

Advanced Physiotherapist Practitioners:
HC = 0
FTE = 0

Apprentices:
HC = 0
FTE = 0

Dispensers:
HC = 1
FTE = 1

Health Support Workers:
HC = 0
FTE = 0

Health Care Assistants:
HC = 22
FTE = 12

Nursing Associates:
HC = 0
FTE = 0

Other Direct Patient Care:
HC = 0
FTE = 0

Paramedics:
HC = 0
FTE = 0

Pharmacists:
HC = 5
FTE = 4

Pharmacy Technicians:
HC = 0
FTE = 0

Phlebotomists:
HC = 1
FTE = 1

Physician Associates:
HC = 1
FTE = 1

Physiotherapists:
HC = 0
FTE = 0

Social Prescribing Link Workers:
HC = 0
FTE = 0

Therapists:
HC = 0
FTE = 0



Apprentices:
HC = 1
FTE = 1

Estates & Ancillary:
HC = 3
FTE = 2

Management Partners:
HC = 0
FTE = 0

Managers:
HC = 38
FTE = 32

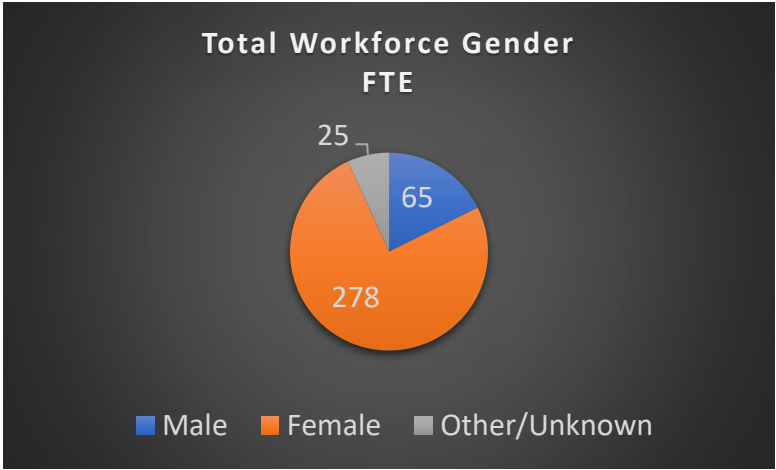
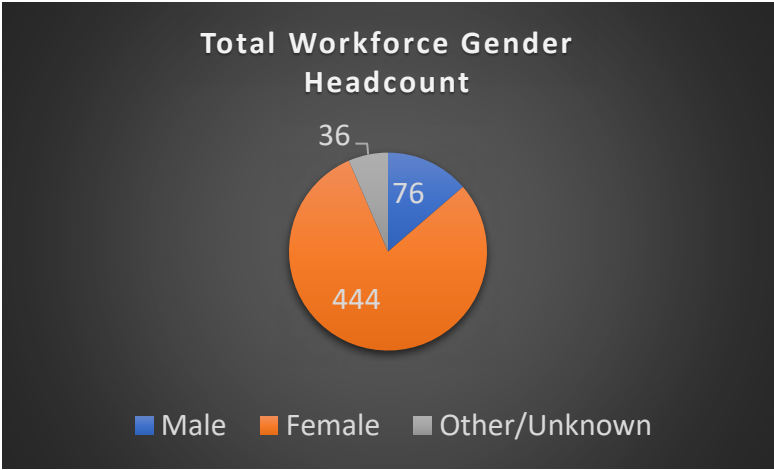
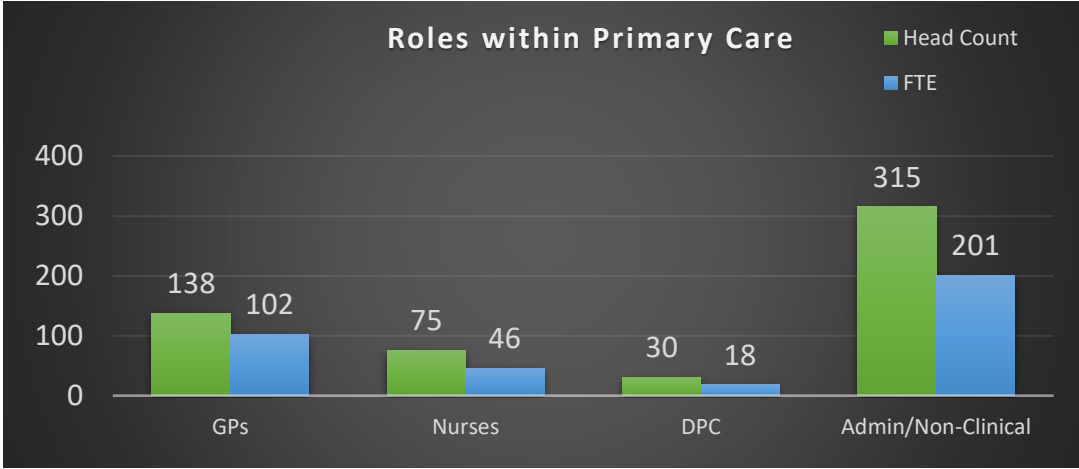
Medical Secretaries:
HC = 31
FTE = 20

Other Admin/Non-clinical:
HC = 50
FTE = 35

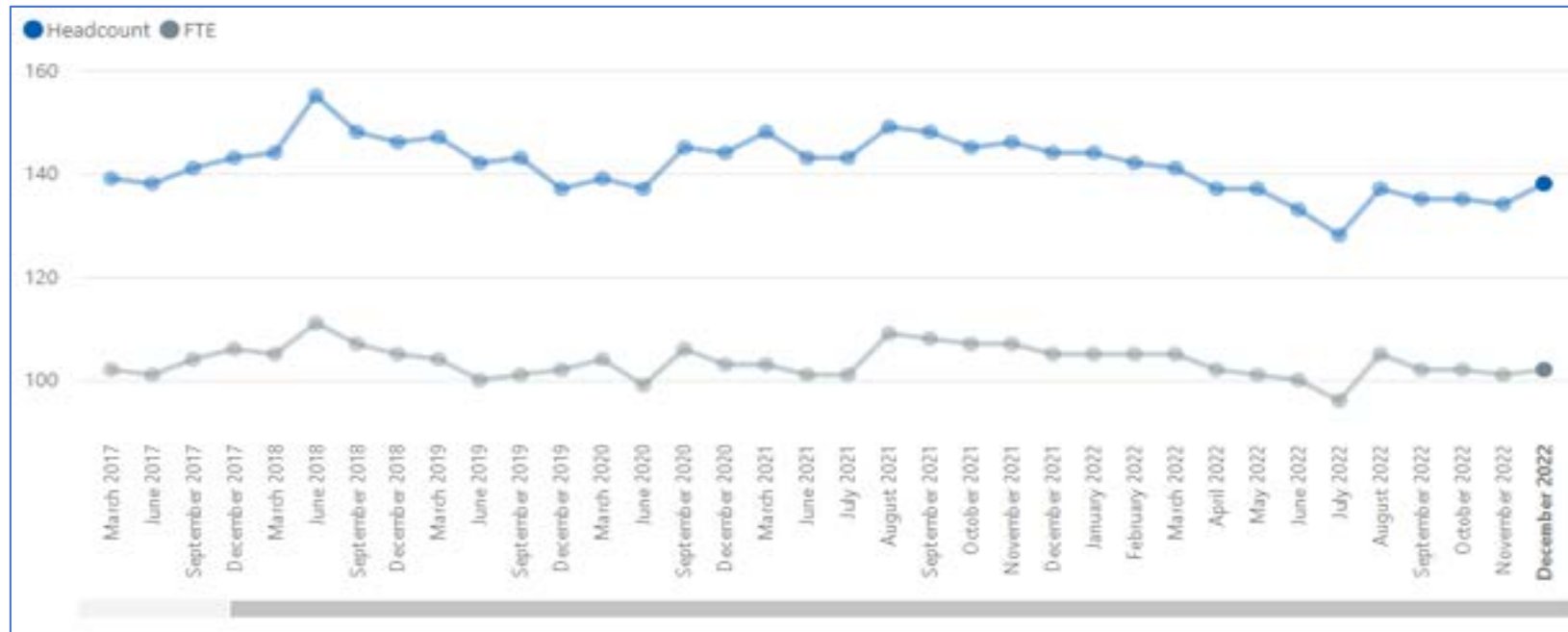
Receptionists:
HC = 191
FTE = 110

Telephonists:
HC = 1
FTE = 1

Southend Demographics – Headcount and FTE



Southend GP Trends – Headcount and FTE

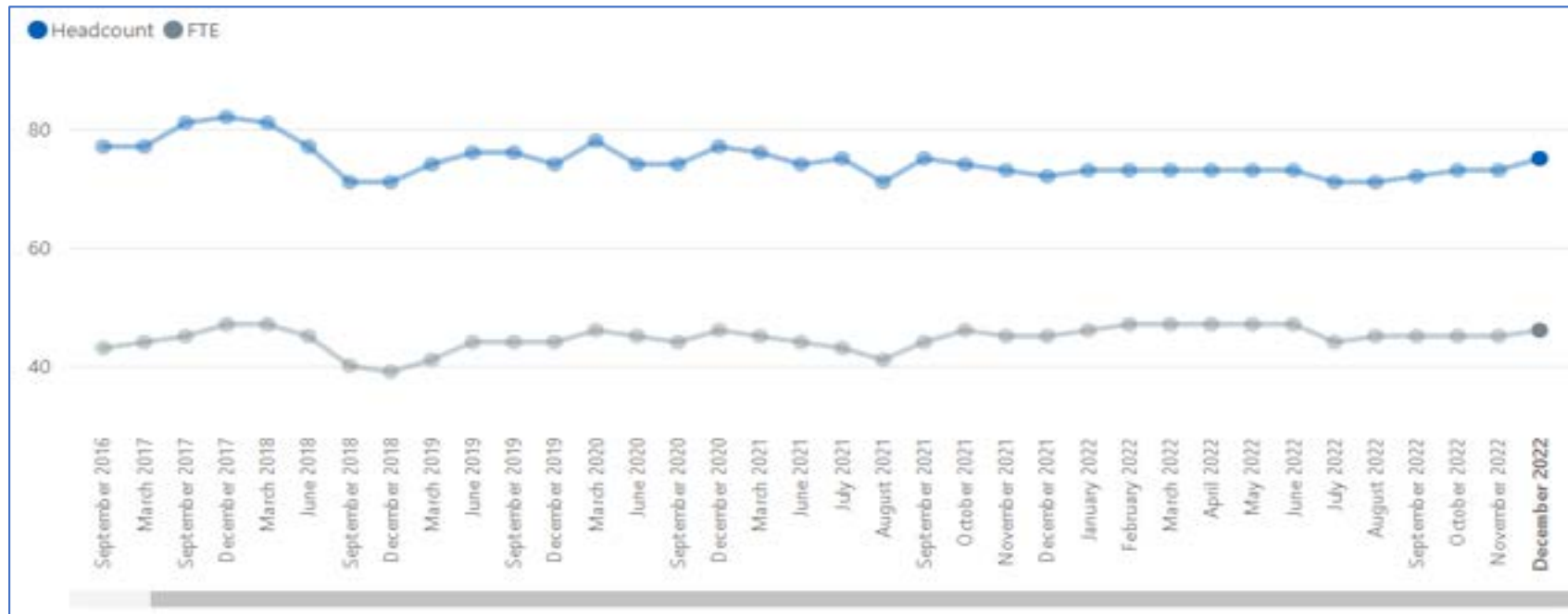


December 2022

Head Count
138

FTE
102

Southend Nurses Trends – Headcount and FTE

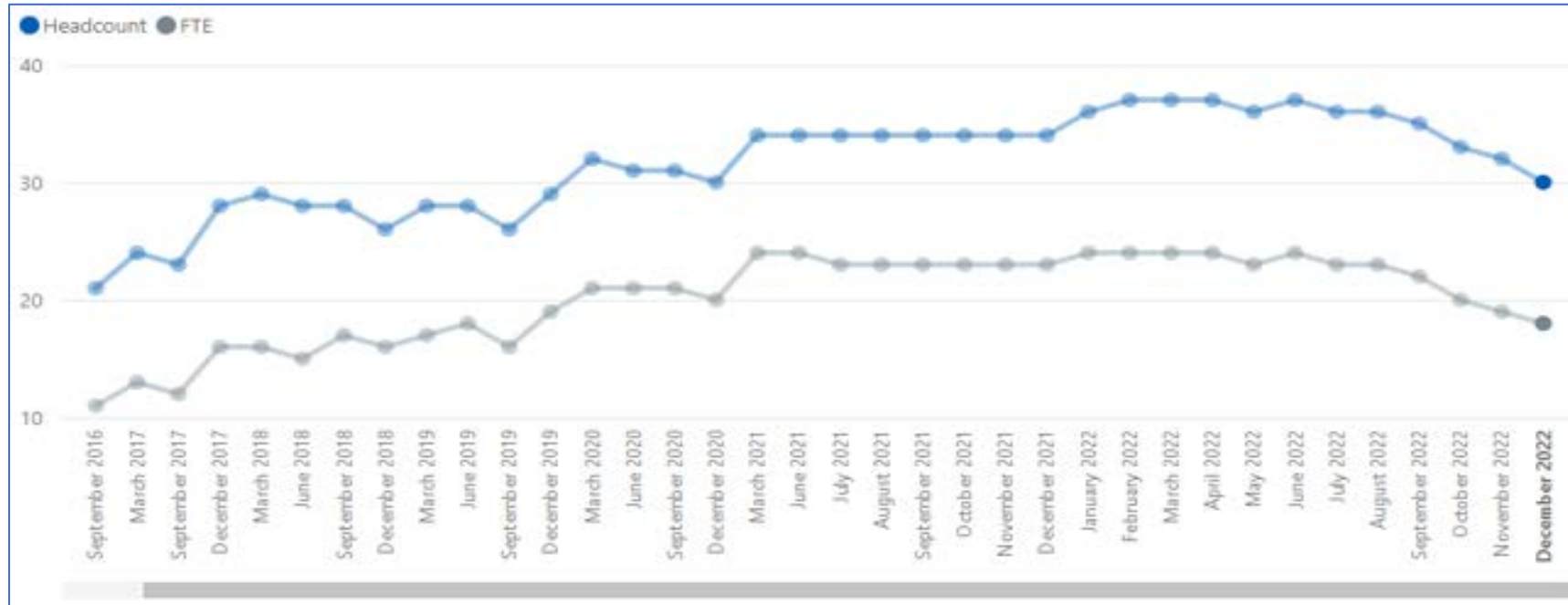


December 2022

Head Count
75

FTE
46

Southend Direct Patient Care Trends – Headcount and FTE

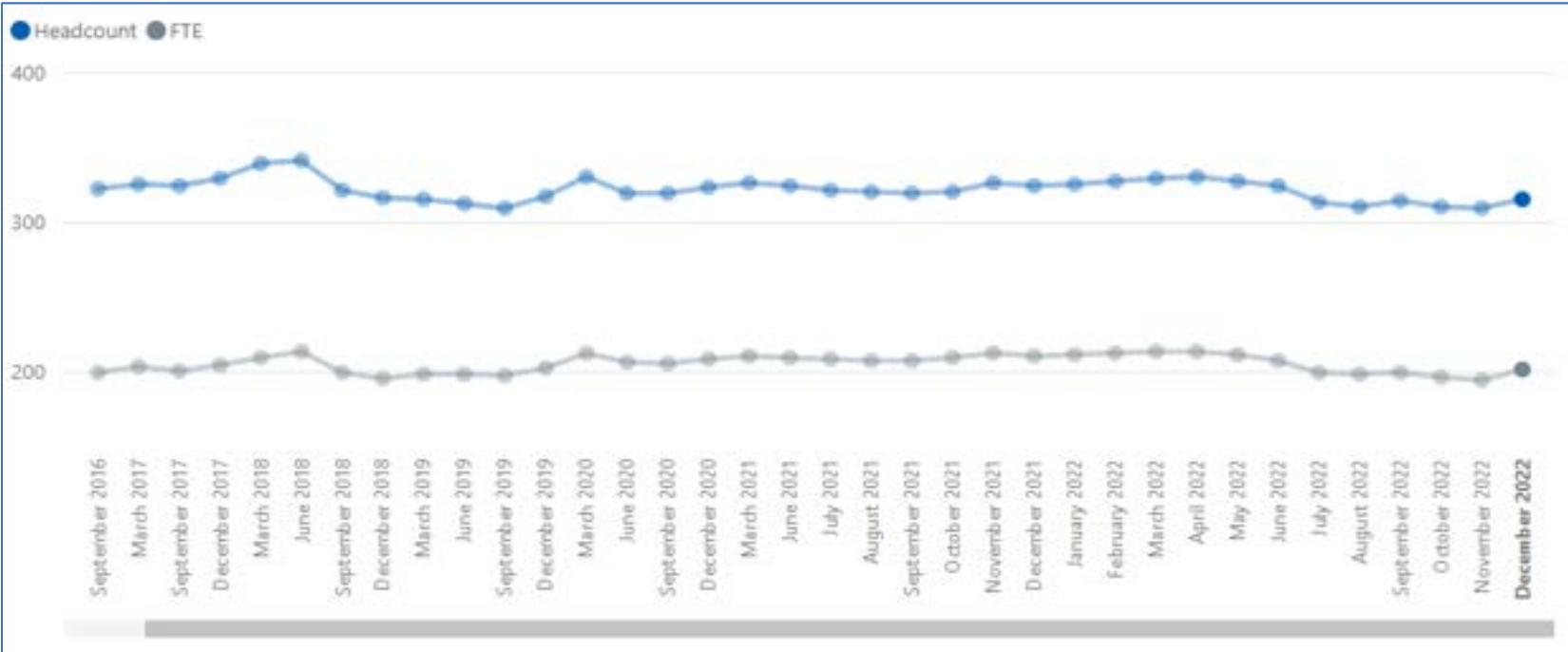


December 2022

Head Count
30

FTE
18

Southend Administration/Non-Clinical Trends – Headcount and FTE



December 2022

Head Count
315

FTE
201