

**Essex LMCs
GP Practices
Workforce Information
for
Ratio of Male and Female GP's**

December 2022

Index

Male : Female Ratio Data

- 3 - Summary
- 4 - Essex Overall
- 6- North East Essex
- 8 - West Essex
- 10 - Mid Essex
- 12 - Basildon & Brentwood
- 14 - Thurrock
- 16 - Castle Point & Rochford (CPR)
- 18 - Southend

Summary.

- This report presents data about male and female GP's working in Primary Care in Essex and each individual locality
- It is a snapshot of the male and female Primary Care GP workforce for December 2022
- Full Time Equivalent (FTE) is a standardised measure, 1.0 FTE equates to full-time work of 37.5 hours per week
- Headcount is the number of people working in a role
- NHS Digital is the source of the information
- A guide has been produced by NHS Digital for help with interpreting information with this document including:

Interpreting figures

Full-time equivalent (FTE) and headcount figures

Full-time equivalent calculations

Locum GP's

GP's in training




The guide for December 2022 is available here: [Using this publication - NDRS \(digital.nhs.uk\)](#)

Essex Overall
GP Workforce Information
Male : Female Ratio

December 2022

GP's in Essex Primary Care - Male : Female Ratio

Key
 HC = Head Count
 FTE = Full-Time Equivalent

	GP Partner's	GP Regular Locum's	GP Retainer's	GP's in Training Grades	Salaried GP's
	Male HC = 325 FTE = 322	Male HC = 38 FTE = 20	Male HC = 0 FTE = 0	Male HC = 90 FTE = 90	Male HC = 100 FTE = 74
	Female HC = 212 FTE = 187	Female HC = 47 FTE = 21	Female HC = 9 FTE = 4	Female HC = 142 FTE = 129	Female HC = 263 FTE = 160
	Other/Unknown HC = 4 FTE = 3	Other/Unknown HC = 2 FTE = 1	Other/Unknown HC = 0 FTE = 0	Other/Unknown HC = 0 FTE = 0	Other/Unknown HC = 3 FTE = 2






Head Count Male = 60.1% Female = 39.2% Oth/Unk = 0.7%	Head Count Male = 43.7% Female = 54% Oth/Unk = 2.3%	Head Count Male = 0% Female = 100% Oth/Unk = 0%	Head Count Male = 38.8% Female = 61.2% Oth/Unk = 0%	Head Count Male = 27.3% Female = 71.9% Oth/Unk = 0.8%
FTE Male = 62.9% Female = 36.5% Oth/Unk = 0.6%	FTE Male = 47.6% Female = 50% Oth/Unk = 2.4%	FTE Male = 0% Female = 100% Oth/Unk = 0%	FTE Male = 41.1% Female = 58.9% Oth/Unk = 0%	FTE Male = 31.4% Female = 67.8% Oth/Unk = 0.8%

**North East Essex
GP Workforce Information
Male : Female Ratio**

December 2022

GP's in North East Essex Primary Care - Male : Female Ratio

Key
 HC = Head Count
 FTE = Full-Time Equivalent

	GP Partner's	GP Regular Locum's	GP Retainer's	GP's in Training Grades	Salaried GP's
	Male HC = 55 FTE = 54	Male HC = 0 FTE = 20	Male HC = 0 FTE = 0	Male HC = 12 FTE = 11	Male HC = 19 FTE = 16
	Female HC = 41 FTE = 38	Female HC = 3 FTE = 1	Female HC = 3 FTE = 1	Female HC = 19 FTE = 18	Female HC = 55 FTE = 35
	Other/Unknown HC = 0 FTE = 0	Other/Unknown HC = 0 FTE = 0	Other/Unknown HC = 0 FTE = 0	Other/Unknown HC = 0 FTE = 0	Other/Unknown HC = 0 FTE = 0







Head Count Male = 57.3% Female = 42.7% Oth/Unk = 0%	Head Count Male = 0% Female = 100% Oth/Unk = 0%	Head Count Male = 0% Female = 100% Oth/Unk = 0%	Head Count Male = 38.7% Female = 61.3% Oth/Unk = 0%	Head Count Male = 25.7% Female = 74.3% Oth/Unk = 0%
FTE Male = 58.7% Female = 41.3% Oth/Unk = 0%	FTE Male = 0% Female = 100% Oth/Unk = 0%	FTE Male = 0% Female = 100% Oth/Unk = 0%	FTE Male = 37.9% Female = 62.1% Oth/Unk = 0%	FTE Male = 31.4% Female = 68.6% Oth/Unk = 0%

West Essex
GP Workforce Information
Male : Female Ratio

December 2022

GP's in West Essex Primary Care - Male : Female Ratio

Key
 HC = Head Count
 FTE = Full-Time Equivalent





	GP Partner's	GP Regular Locum's	GP Retainer's	GP's in Training Grades	Salaried GP's
	Male HC = 62 FTE = 57	Male HC = 6 FTE = 5	Male HC = 0 FTE = 0	Male HC = 31 FTE = 32	Male HC = 24 FTE = 16
	Female HC = 27 FTE = 21	Female HC = 8 FTE = 2	Female HC = 3 FTE = 1	Female HC = 37 FTE = 32	Female HC = 55 FTE = 30
	Other/Unknown HC = 0 FTE = 0	Other/Unknown HC = 0 FTE = 0	Other/Unknown HC = 0 FTE = 0	Other/Unknown HC = 0 FTE = 0	Other/Unknown HC = 0 FTE = 0
	Head Count Male = 69.7% Female = 30.3% Oth/Unk = 0%	Head Count Male = 42.9% Female = 57.1% Oth/Unk = 0%	Head Count Male = 0% Female = 100% Oth/Unk = 0%	Head Count Male = 45.6% Female = 54.4% Oth/Unk = 0%	Head Count Male = 30.4% Female = 69.6% Oth/Unk = 0%
	FTE Male = 73.1% Female = 26.9% Oth/Unk = 0%	FTE Male = 71.4% Female = 28.6% Oth/Unk = 0%	FTE Male = 0% Female = 100% Oth/Unk = 0%	FTE Male = 50% Female = 50% Oth/Unk = 0%	FTE Male = 34.8% Female = 65.2% Oth/Unk = 0%

Mid Essex
GP Workforce Information
Male : Female Ratio

December 2022

GP's in Mid Essex Primary Care - Male : Female Ratio

Key
 HC = Head Count
 FTE = Full-Time Equivalent




	GP Partner's	GP Regular Locum's	GP Retainer's	GP's in Training Grades	Salaried GP's
	Male HC = 58 FTE = 61	Male HC = 0 FTE = 0	Male HC = 0 FTE = 0	Male HC = 13 FTE = 14	Male HC = 21 FTE = 14
	Female HC = 56 FTE = 53	Female HC = 6 FTE = 4	Female HC = 1 FTE = 0	Female HC = 38 FTE = 36	Female HC = 67 FTE = 39
	Other/Unknown HC = 1 FTE = 1	Other/Unknown HC = 0 FTE = 0	Other/Unknown HC = 0 FTE = 0	Other/Unknown HC = 0 FTE = 0	Other/Unknown HC = 1 FTE = 1
	Head Count Male = 50.4% Female = 48.7% Oth/Unk = 0.9%	Head Count Male = 0% Female = 100% Oth/Unk = 0%	Head Count Male = 0% Female = 100% Oth/Unk = 0%	Head Count Male = 25.5% Female = 74.5% Oth/Unk = 0%	Head Count Male = 23.6% Female = 75.3% Oth/Unk = 1.1%
	FTE Male = 73.1% Female = 26.9% Oth/Unk = 0%	FTE Male = 0% Female = 100% Oth/Unk = 0%	FTE Male = 0% Female = 100% Oth/Unk = 0%	FTE Male = 28% Female = 72% Oth/Unk = 0%	FTE Male = 25.9% Female = 72.2% Oth/Unk = 1.9%

**Basildon & Brentwood
GP Workforce Information
Male : Female Ratio**

December 2022

GP's in Basildon & Brentwood Primary Care - Male : Female Ratio

Key
 HC = Head Count
 FTE = Full-Time Equivalent

	GP Partner's	GP Regular Locum's	GP Retainer's	GP's in Training Grades	Salaried GP's
	Male HC = 60 FTE = 54	Male HC = 5 FTE = 2	Male HC = 9 FTE = 9	Male HC = 9 FTE = 9	Male HC = 7 FTE = 6
	Female HC = 38 FTE = 31	Female HC = 6 FTE = 3	Female HC = 14 FTE = 13	Female HC = 14 FTE = 13	Female HC = 26 FTE = 14
	Other/Unknown HC = 0 FTE = 0	Other/Unknown HC = 0 FTE = 0	Other/Unknown HC = 0 FTE = 0	Other/Unknown HC = 0 FTE = 0	Other/Unknown HC = 0 FTE = 0






Head Count Male = 61.2% Female = 38.8% Oth/Unk = 0%	Head Count Male = 45.5% Female = 54.5% Oth/Unk = 0%	Head Count Male = 39.1% Female = 60.9% Oth/Unk = 0%	Head Count Male = 39.1% Female = 60.9% Oth/Unk = 0%	Head Count Male = 21.2% Female = 78.8% Oth/Unk = 0%
FTE Male = 63.5% Female = 36.5% Oth/Unk = 0%	FTE Male = 40% Female = 60% Oth/Unk = 0%	FTE Male = 40.9% Female = 59.1% Oth/Unk = 0%	FTE Male = 40.9% Female = 59.1% Oth/Unk = 0%	FTE Male = 30% Female = 70% Oth/Unk = 1.9%

Thurrock
GP Workforce Information
Male : Female Ratio

December 2022

GP's in Thurrock Primary Care - Male : Female Ratio

Key
 HC = Head Count
 FTE = Full-Time Equivalent

	GP Partner's	GP Regular Locum's	GP Retainer's	GP's in Training Grades	Salaried GP's
	Male HC = 25 FTE = 25	Male HC = 9 FTE = 6	Male HC = 0 FTE = 0	Male HC = 4 FTE = 4	Male HC = 8 FTE = 7
	Female HC = 16 FTE = 14	Female HC = 9 FTE = 5	Female HC = 0 FTE = 0	Female HC = 7 FTE = 6	Female HC = 16 FTE = 10
	Other/Unknown HC = 0 FTE = 0	Other/Unknown HC = 0 FTE = 0	Other/Unknown HC = 0 FTE = 0	Other/Unknown HC = 0 FTE = 0	Other/Unknown HC = 0 FTE = 0



<u>Head Count</u> Male = 61% Female = 39% Oth/Unk = 0%	<u>Head Count</u> Male = 50% Female = 50% Oth/Unk = 0%	<u>Head Count</u> Male = 0% Female = 0% Oth/Unk = 0%	<u>Head Count</u> Male = 36.4% Female = 63.6% Oth/Unk = 0%	<u>Head Count</u> Male = 33.3% Female = 66.7% Oth/Unk = 0%
<u>FTE</u> Male = 64.1% Female = 35.9% Oth/Unk = 0%	<u>FTE</u> Male = 54.5% Female = 45.5% Oth/Unk = 0%	<u>FTE</u> Male = 0% Female = 0% Oth/Unk = 0%	<u>FTE</u> Male = 40% Female = 60% Oth/Unk = 0%	<u>FTE</u> Male = 41.2% Female = 58.8% Oth/Unk = 0%

CPR




GP Workforce Information

Male : Female Ratio

December 2022

GP's in CPR Primary Care - Male : Female Ratio

Key
 HC = Head Count
 FTE = Full-Time Equivalent

	GP Partner's	GP Regular Locum's	GP Retainer's	GP's in Training Grades	Salaried GP's
	Male HC = 35 FTE = 37	Male HC = 7 FTE = 3	Male HC = 0 FTE = 0	Male HC = 11 FTE = 10	Male HC = 8 FTE = 7
	Female HC = 22 FTE = 20	Female HC = 5 FTE = 2	Female HC = 0 FTE = 0	Female HC = 15 FTE = 15	Female HC = 18 FTE = 15
	Other/Unknown HC = 0 FTE = 0	Other/Unknown HC = 0 FTE = 0	Other/Unknown HC = 0 FTE = 0	Other/Unknown HC = 0 FTE = 0	Other/Unknown HC = 0 FTE = 0






Head Count Male = 61.4% Female = 38.6% Oth/Unk = 0%	Head Count Male = 58.3% Female = 41.7% Oth/Unk = 0%	Head Count Male = 0% Female = 0% Oth/Unk = 0%	Head Count Male = 42.3% Female = 57.7% Oth/Unk = 0%	Head Count Male = 30.8% Female = 69.2% Oth/Unk = 0%
FTE Male = 64.1% Female = 35.9% Oth/Unk = 0%	FTE Male = 60% Female = 40% Oth/Unk = 0%	FTE Male = 0% Female = 0% Oth/Unk = 0%	FTE Male = 40% Female = 60% Oth/Unk = 0%	FTE Male = 31.8% Female = 68.2% Oth/Unk = 0%

Southend
GP Workforce Information
Male : Female Ratio

December 2022

GP's in Southend Primary Care - Male : Female Ratio

Key
 HC = Head Count
 FTE = Full-Time Equivalent

	GP Partner's	GP Regular Locum's	GP Retainer's	GP's in Training Grades	Salaried GP's
	Male HC = 33 FTE = 33	Male HC = 11 FTE = 5	Male HC = 0 FTE = 0	Male HC = 10 FTE = 9	Male HC = 13 FTE = 9
	Female HC = 14 FTE = 11	Female HC = 11 FTE = 4	Female HC = 1 FTE = 0	Female HC = 12 FTE = 10	Female HC = 28 FTE = 16
	Other/Unknown HC = 3 FTE = 3	Other/Unknown HC = 2 FTE = 1	Other/Unknown HC = 0 FTE = 0	Other/Unknown HC = 0 FTE = 0	Other/Unknown HC = 2 FTE = 1



Head Count	Male = 66% Female = 28% Oth/Unk = 6%	Male = 45.8% Female = 45.8% Oth/Unk = 8.4%	Male = 0% Female = 100% Oth/Unk = 0%	Male = 45.5% Female = 54.5% Oth/Unk = 0%	Male = 30.2% Female = 65.1% Oth/Unk = 4.7%
FTE	Male = 70.2% Female = 23.4% Oth/Unk = 6.4%	Male = 50% Female = 40% Oth/Unk = 10%	Male = 0% Female = 0% Oth/Unk = 0%	Male = 47.4% Female = 52.6% Oth/Unk = 0%	Male = 34.6% Female = 61.5% Oth/Unk = 3.9%